

QINETIQ LTD

**MOD UK NOISE
AND VIBRATION
SURVEYS**

**MOD PENDINE
RANGE**

JUNE 2016

**VOLUME 3:
TECHNICAL
APPENDICES –
RESULTS**

1897M-SEC-00168-05

**QINETIQ LTD
MOD UK NOISE AND VIBRATION SURVEYS
PENDINE RANGE
VOLUME 3: TECHNICAL APPENDICES – RESULTS**

DOCUMENT REFERENCE: 1897M-SEC-00168-05

REVIEW AND AUTHORISATION			
Authored By Ian Arthurs BSc (Hons), MSc, MIOA	Position Senior Consultant	Signature 	Date 21/06/2016
James Glen BEng, AMIOA	Consultant		
Reviewed By Rick Methold BEng (Hons), CEng, FIOA	Position Director	Signature 	Date 21/06/2016
Checked By Matthew Tomes BSc (Hons), MSc, MIOA	Position Senior Consultant	Signature 	Date 21/06/2016
Approved By Rick Methold BEng (Hons), CEng, FIOA	Position Director	Signature 	Date 21/06/2016
AMENDMENT HISTORY			
Issue	Status	Description	Date
01	Final Draft	Draft Report issued to QinetiQ for comment	29/09/2015
02	Final	Final Report issued	21/12/2015
03	Final	Final Report updated and Re-Issued	15/03/2016
04	Final	Final Report	03/06/2016
05	Final	Final Report	22/06/2016

This report has been prepared using all reasonable skill and care within the resources agreed by the client. No responsibility is accepted for matters outside the terms and scope of the agreement under which this report has been prepared. Similarly no responsibility in any form is accepted for third party use of this report or parts thereof, the contents of which are confidential to the client.

This is Volume 3 of 3 of the MOD Pendine Range Final Report. This volume should be read in conjunction with Volumes 1 and 2.



HEAD OFFICE: 16 Station Street, Lewes, East Sussex, BN7 2DB, UK Tel: +44 (0)1273 488186
LONDON OFFICE: 10 Greycoat Place, London, SW1P 1SB, UK Tel: +44 (0)207 9606255
enquiries@southdowns.eu.com www.southdowns.eu.com

REG. IN ENGLAND NO: 3150111



CONTENTS	PAGE NO.
1. RANGE FIRING LOGS	1-1
2. FULL MONITORING RESULTS – SOUND PRESSURE LEVELS	2-1
3. FULL MONITORING RESULTS – GROUNDBORNE VIBRATION	3-1
4. FULL MONITORING RESULTS - OFF RANGE MONITORS	4-1
5. METEOROLOGICAL RESULTS	5-1

VOLUME 3: TECHNICAL APPENDICES – RESULTS

CHAPTER 1: RANGE FIRING LOGS

Date	Start Time / Range Blocked	End Time / Range Open	Trial Type	Range	NEQ / Calibre	Measured Level (L _{Cpeak})		Southdowns Generated Trigger ID
						PEN_R1 (Brill Gate)	PEN_R2 (E7)	
03/11/2014	10:19	14:58	Small arms & Cannon	West 6	7.62			
04/11/2014	09:26	10:40	Small arms & Cannon	West 6	7.62mm			
05/11/2014	10:24	13:31	Small arms & Cannon	Central 7	7.62mm			
06/11/2014	10:15	12:38	Small arms & Cannon	East 3	7.62mm			
06/11/2014	10:15	12:18	Small arms & Cannon	Central 7	7.62mm			
06/11/2014	14:11	14:47	Small arms & Cannon	Central 7	7.62mm			
07/11/2014	10:00	13:56	Small arms & Cannon	Central 7	7.62mm			
07/11/2014	10:03	14:38	Small arms & Cannon	West 6	7.62mm			
08/11/2014	09:34	13:10	Small arms & Cannon	West 6	7.62mm			
08/11/2014	13:21	13:30	Small arms & Cannon	West 6	7.62mm			
09/11/2014	09:44	10:35	Small arms & Cannon	West 6	7.62mm			
09/11/2014	11:35	15:00	Small arms & Cannon	West 6	7.62mm			
10/11/2014	10:32	13:27	Small arms & Cannon	East 3	7.62mm			
10/11/2014	10:47	13:54	Small arms & Cannon	Sands 4	40mm			
10/11/2014	14:30	-	Static	East 11	20kg	116	132	S1-35, S2-69
10/11/2014	15:21	-	Static	East 11	5KG	118	140	S1-36, S2-70
11/11/2014	09:24	09:36	Small arms & Cannon	West 6	5.56mm			
11/11/2014	09:45	10:56	Small arms & Cannon	Sands 4	40mm			
11/11/2014	11:03	11:38	Small arms & Cannon	Sands 4	40mm			
11/11/2014	11:37	13:09	Small arms & Cannon	West 6	5.56mm			
11/11/2014	12:28	13:47	Small arms & Cannon	East 3	7.62mm			
11/11/2014	15:04	-	Static	East 11	5kg	113	131	S1-41
11/11/2014	15:31	-	Static	East 11	20kg	115	136	S1-42

TABLE 1.1: RANGE EVENTS FOR MONITORING PERIOD 1ST NOVEMBER 2014 TO 5TH MAY 2015

Notes:

[1] Trigger Threshold PEN_R1 (Brill Gate) = 75 dB(A); Trigger Threshold PEN_R2 (Building E7) = 75 dB(A);

[2] A-weighting used for trigger thresholds to reduce number of triggers caused by wind noise; and

[3] *As presented in Range logs supplied by QinetiQ. B = Blocked. A = Active. O = Open.

Date	Start Time / Range Blocked	End Time / Range Open	Trial Type	Range	NEQ / Calibre	Measured Level (L _{Cpeak})		Southdowns Generated Trigger ID
						PEN_R1 (Brill Gate)	PEN_R2 (E7)	
12/11/2014	15:37	-	Static	East 11	5kg	-	98	S2-111
12/11/2014	14:08	-	Static	East 11	20kg	-	98	S2-104
13/11/2014	09:24	14:56	Small arms & Cannon	West 6	7.62mm			
13/11/2014	10:09	12:37	Small arms & Cannon	Central 7	9, 7.62, 5.56mm			
13/11/2014	10:30	-	Static	East 11	5kg	112	123	S1-49, S2-118
13/11/2014	11:26	-	Static	East 11	20kg	119	137	S1-50, S2-122
14/11/2014	09:24	12:34	Small arms & Cannon	West 6	7.62mm			
14/11/2014	10:33	-	Static	East 11	5kg	-	-	-
14/11/2014	11:13	-	Static	East 11	20kg	114	-	S1-65
14/11/2014	14:39	-	Static	East 11	20kg	114	-	S1-66
14/11/2014	15:12	-	Static	East 11	20kg	118	-	S1-68
15/11/2014	09:17	14:57	Small arms & Cannon	West 6	7.62mm			
16/11/2014	09:37	14:31	Small arms & Cannon	West 6	7.62mm			
17/11/2014	09:22	15:02	Small arms & Cannon	West 6	7.62mm			
17/11/2014	10:18	12:36	Small arms & Cannon	West 2A	5.56			
17/11/2014	12:19	15:27	Small arms & Cannon	West 5	81mm			
18/11/2014	09:07	10:03	Small arms & Cannon	East 3	7.62mm			
19/11/2014	09:07	14:41	Small arms & Cannon	West 6	7.62mm			
18/11/2014	09:25	14:58	Small arms & Cannon	West 6	5.56, 7.62mm			
18/11/2014	10:11	15:25	Small arms & Cannon	West 5	81mm			
18/11/2014	11:56	-	Dynamic	Central 9	5kg	124	-	S1-165
18/11/2014	15:43	-	Dynamic	Central 9	13kg	To be presented in ¼ report		S1-200
19/11/2014	09:46	16:24	Small arms & Cannon	West 5	81mm			

TABLE 1.1 (CTD): RANGE EVENTS FOR MONITORING PERIOD 1ST NOVEMBER 2014 TO 5TH MAY 2015

Notes:

[1] Trigger Threshold PEN_R1 (Brill Gate) = 75 dB(A); Trigger Threshold PEN_R2 (Building E7) = 75 dB(A);

[2] A-weighting used for trigger thresholds to reduce number of triggers caused by wind noise; and

[3] *As presented in Range logs supplied by QinetiQ. B = Blocked. A = Active. O = Open.

Date	Start Time / Range Blocked	End Time / Range Open	Trial Type	Range	NEQ / Calibre	Measured Level (L _{Cpeak})		Southdowns Generated Trigger ID
						PEN_R1 (Brill Gate)	PEN_R2 (E7)	
20/11/2014	09:59	15:33	Small arms & Cannon	West 5	81mm			
20/11/2014	15:58	16:54	Small arms & Cannon	West 5	81mm			
21/11/2014	10:22	13:47	Small arms & Cannon	West 2A	9mm			
24/11/2014	09:51	12:33	Small arms & Cannon	West 5	81mm			
24/11/2014	13:28	15:48	Small arms & Cannon	West 6	7.62mm			
24/11/2014	13:46	-	Static	Central 9	5KG	123	-	S1-186
24/11/2014	14:48	-	Dynamic	Central 7	13KG	130	-	S1-187
25/11/2014	09:42	14:39	Small arms & Cannon	West 6	7.62mm			
25/11/2014	10:04	12:04	Small arms & Cannon	Central 7	7.62mm			
25/11/2014	12:07	-	Static	East 5	1.3kg	101	-	S1-189
26/11/2014	09:05	12:33	Small arms & Cannon	West 6	5.56mm			
26/11/2014	09:54	11:58	Small arms & Cannon	Central 7	7.62mm			
26/11/2014	14:14	-	Static	East 5	3kg	Didn't exceed trigger level		
26/11/2014	14:58	-	Static	East 5	11kg	Didn't exceed trigger level		
27/11/2014	10:15	12:44	Small arms & Cannon	West 2A	9mm			
27/11/2014	13:04	15:36	Small arms & Cannon	West 6	5.56mm			
28/11/2014	09:00	09:14	Small arms & Cannon	West 6	5.56mm / 7.62mm			
28/11/2014	09:24	10:06	Small arms & Cannon	West 6	5.56mm / 7.62mm			
29/11/2014	09:33	13:38	Small arms & Cannon	West 6	7.62			
29/11/2014	14:06	14:52	Small arms & Cannon	West 6	7.62			
30/11/2014	09:47	14:27	Small arms & Cannon	West 6	7.62mm/5.56mm			
01/12/2014	15:21	-	Dynamic	Central 9	5kg or 13kg. QinetiQ to confirm NEQ	133	109	S1-2; S2-9
02/12/2014	B 08.45; A 09.19; B 13:42; O 14.25		Small arms & Cannon	West 6	5.56mm			

TABLE 1.1 (CTD): RANGE EVENTS FOR MONITORING PERIOD 1ST NOVEMBER 2014 TO 5TH JUNE 2015

Notes:

[1] Trigger Threshold PEN_R1 (Brill Gate) = 75 dB(A); Trigger Threshold PEN_R2 (Building E7) = 75 dB(A);

[2] A-weighting used for trigger thresholds to reduce number of triggers caused by wind noise; and

[3] *As presented in Range logs supplied by QinetiQ. B = Blocked. A = Active. O = Open.

Date	Start Time / Range Blocked	End Time / Range Open	Trial Type	Range	NEQ / Calibre	Measured Level (L _{Cpeak})		Southdowns Generated Trigger ID
						PEN_R1 (Brill Gate)	PEN_R2 (E7)	
02/12/2014	B 08.44; A 09.54; B 12:23; O 14.30		Small arms & Cannon	East 4	12.7mm			
03/12/2014	B 08:48; A 09:25 (Reduced 09:47); L 11:16; B 12:18; O 15:02		Small arms & Cannon	East 3	5.56MM			
03/12/2014	B 08:55; A 09:24; B 11:11; A 11:16; B 15 :36; O 15:48		Small arms & Cannon	West 6	5.56MM +7.62MM			
04/12/2014	B 08.48; A 09:09; B 15.11; O 15.31		Small arms & Cannon	West 6	5.56mm and 7.62mm			
05/12/2014	11:39	-	Dynamic	Central 9	13kg	127	118	S1-22; S2-45
05/12/2014	B 09:16; A 09.27; B 14:14; O 15:00		Small arms & Cannon	West 6	5.56mm+7.62mm			
06/12/2014	B 08.46; A 10.06; B 14.39 O 15.00		Small arms & Cannon	West 6	5.56, 7.62mm			
07/12/2014	B 08.39, A 08.55, B 09.18, A 09.29, B 14.35, O 14.47		Small arms & Cannon	West 6	5.56			
08/12/2014	B 08.55, A 09.19, B 12.40, O 13.47		Small arms & Cannon	West 6	5.56, 7.62mm			
09/12/2014	B 09.04, A 09.30, B 13.19, O 14.31		Small arms & Cannon	West 6	7.62mm			
09/12/2014	B 09.06, A 10.02, B 12.43, O 14.58		Small arms & Cannon	East 4	30mm			
09/12/2014	12:45	-	Static	East 5	1.22kg	-	109	S2-82
09/12/2014	15:40	-	Static	East 5	1.22kg	-	114	S2-61
10/12/2014	B 09:14; A 09.32; B 14.54; O 15.11		Small arms & Cannon	West 6	5.56, 7.62mm			
10/12/2014	B 08.00; A 11.52; B 12.45, A 14.11; B15.45,		Small arms & Cannon	Central 7	5.56mm			
10/12/2014	B 08.47, A 09.16, B 15.02, O 15.30		Small arms & Cannon	East 4	30mm			
11/12/2014	B 08.40, A 09.02, B 14.44, O 15.07		Small arms & Cannon	West 6	5.56mm			
11/12/2014	B 08.00, A 10.15, B 12.34, A 13:46, B 15.29		Small arms & Cannon	Central 7	5.56, 7.62mm			

TABLE 1.1 (CTD): RANGE EVENTS FOR MONITORING PERIOD 1ST NOVEMBER 2014 TO 5TH MAY 2015

Notes:

[1] Trigger Threshold PEN_R1 (Brill Gate) = 75 dB(A); Trigger Threshold PEN_R2 (Building E7) = 75 dB(A);

[2] A-weighting used for trigger thresholds to reduce number of triggers caused by wind noise; and

[3] *As presented in Range logs supplied by QinetiQ. B = Blocked. A = Active. O = Open.

Date	Start Time / Range Blocked	End Time / Range Open	Trial Type	Range	NEQ / Calibre	Measured Level (L _{Cpeak})		Southdowns Generated Trigger ID
						PEN_R1 (Brill Gate)	PEN_R2 (E7)	
11/12/2014	B 08.41, A 09.58, B 13.57, O 14.29		Small arms & Cannon	East 4	30mm			
12/12/2014	B 08.50; A 10.28; B 14.06; O 14.36		Small arms & Cannon	West 6	5.56, 7.62mm			
12/12/2014	B 09.04; A 09.55; B 12.26; O 13.21		Small arms & Cannon	East 4	30mm			
15/12/2014	B 09.36; A 09.43; B 14.38; O 14.56		Small arms & Cannon	West 6	7.62mm			
15/12/2014	B 10.24; A 10.47; B 13.46; O 14.58		Small arms & Cannon	East 4	30mm			
15/12/2014		15:10	Static	East 5	0.68kg	Event didn't exceed Range trigger thresholds.		-
16/12/2014	B 08.46; A 09.03; B 14.22; O 14.38		Small arms & Cannon	West 6	5.56, 7.62mm			
16/12/2014	B 08.36; A 10.18; B 12.12; A 13.10; B 14.47; O 15.22		Small arms & Cannon	Central 7	5.56, 7.62, 9mm			
16/12/2014		11:12	Static	East 5	0.68kg	-	112	S2-110
16/12/2014		13:23	Static	East 5	0.68kg	-	105	S2-111
16/12/2014		15:02	Static	East 5	0.68kg	-	103	S2-204
17/12/2014	B 09.19; A 09.46; B 14.44; O 14.57		Small arms & Cannon	West 6	7.62mm	-	-	-
17/12/2014		11:13	Static	East 5	0.68kg	-	103	S2-116
17/12/2014		13:41	Static	East 5	0.68kg	-	106	S2-117
18/12/2014	B 08.52; A10.44; B 11.32; O15:21		Static	East 5	3.75kg	-	107	
18/12/2014		14:31	Static	East 9	4oz	-	135	S2-124
19/12/2014		10:17	Static	East 5	3.75kg	-	118	S2-127
05/01/2015	B 13:47, O 14.35,		-	Central 6	-	-	-	-
06/01/2015	B 08:46, A 09:44, B 15.24, O 15.27		Small arms & Cannon	West 6	5.56, 7.62mm	-	-	-

TABLE 1.1 (CTD): RANGE EVENTS FOR MONITORING PERIOD 1ST NOVEMBER 2014 TO 5TH MAY2015

Notes:

[1] Trigger Threshold PEN_R1 (Brill Gate) = 75 dB(A); Trigger Threshold PEN_R2 (Building E7) = 75 dB(A);

[2] A-weighting used for trigger thresholds to reduce number of triggers caused by wind noise; and

[3] *As presented in Range logs supplied by QinetiQ. B = Blocked. A = Active. O = Open.

Date	Start Time / Range Blocked	End Time / Range Open	Trial Type	Range	NEQ / Calibre	Measured Level (L _{Cpeak})		Southdowns Generated Trigger ID
						PEN_R1 (Brill Gate)	PEN_R2 (E7)	
06/01/2015	B 08:59, O 14.42		-	Central 6	-	-	-	-
07/01/2015	B 08.57, A 09:20, B 12.10, O 13.27		Small arms & Cannon	West 6	5.56, 7.62mm	-	-	-
08/01/2015	B 08:44, A 09:07, B14:29, O 14:47		Small arms & Cannon	West 6	5.56, 7.62mm	-	-	-
08/01/2015	B 09:19, A 11.25, B 11:39, O 12.21		-	East 6	-	-	-	-
08/01/2015	B 11:40 A 12:03 B 13:06, A 14.00, B 15.29, O 15.36		Small arms & Cannon	Central 7	5.56mm	-	-	-
09/01/2015	B:08:59, A:09:14, B:11:52, A:12:34, B:12:48, O 13.50		Small arms & Cannon	West 6	5.56, 7.62mm	-	-	-
09/01/2015	B 08:34, A 09:57, B 12:45, O 14.00		Small arms & Cannon	Central 7	5.56mm	-	-	-
09/01/2015	B:08:43, A:10:03, B:11:29, A:12:43, B:12:48, O 13.56		Small arms & Cannon	West 2B	5.56mm	-	-	-
12/01/2015	B:09:14 A:11:08 B:15:34		Small arms & Cannon	West 2B	5.56, 7.62, 9mm	-	-	-
12/01/2015	12:56		Static	East 9	-	-	127	S2-84
12/01/2015	14:16		Static	East 9	-	-	127	S2-89
13/01/2015	B:08:00 A:09:35 B:14:11		Small arms & Cannon	West 2B	9mm	-	-	-
13/01/2015	B:08:26 A:11:03 B:15:29 O:15:34		Small arms & Cannon	Central 7	5.56	-	-	-
13/01/2015	B:08:26 A:11:03 B:15:29 O:15:34		Small arms & Cannon	Central 7	5.56	-	-	-
13/01/2015	09:50		Static	East 9	0.6KG	-	123	S2-97
13/01/2015	10:09		Static	East 9	0.6KG	-	126	S2-99
13/01/2015	10:31		Static	East 9	0.6KG	-	126	S2-100
13/01/2015	10:50		Static	East 9	0.6KG	-	122	S2-101
13/01/2015	11:11		Static	East 9	0.6KG	-	119	S2-102

TABLE 1.1 (CTD): RANGE EVENTS FOR MONITORING PERIOD 1ST NOVEMBER 2014 TO 5TH MAY 2015

Notes:

[1] Trigger Threshold PEN_R1 (Brill Gate) = 75 dB(A); Trigger Threshold PEN_R2 (Building E7) = 75 dB(A);

[2] A-weighting used for trigger thresholds to reduce number of triggers caused by wind noise; and

[3] *As presented in Range logs supplied by QinetiQ. B = Blocked. A = Active. O = Open.

Date	Start Time / Range Blocked	End Time / Range Open	Trial Type	Range	NEQ / Calibre	Measured Level (L _{Cpeak})		Southdowns Generated Trigger ID
						PEN_R1 (Brill Gate)	PEN_R2 (E7)	
13/01/2015	13:35		Static	East 9	0.6KG	-	124	S2-105
13/01/2015	14:08		Small arms & Cannon	West 6	7.62mm	-	-	-
14/01/2015	B:08:00 A:09:50 B:14:57		Small arms & Cannon	West 2B	5.56, 7.62mm	-	-	-
14/01/2015	B:08:55 A:09:12 B:13:04 O:13:28		Small arms & Cannon	West 6	5.56, 7.62	-	-	-
14/01/2015	B:08:32 A:09:26 B:15.24 O:15.31		Small arms & Cannon	Central 7	5.56	-	-	-
14/01/2015	10:44		Static	East 9	0.6kg	-	130	S2-123
14/01/2015	11:10		Static	East 9	0.6kg	-	120	S2-125
14/01/2015	11:37		Static	East 9	0.6kg	-	121	S2-126
14/01/2015	12:51		Static	East 9	0.6kg	-	131	S2-127
14/01/2015	13:17		Static	East 9	0.6kg	-	137	S2-130
14/01/2015	14:09		Static	East 9	0.6kg	-	141	S2-138
15/01/2015	B:08:00 A:10:22 B:15.03		Small arms & Cannon	West 2B	12.7, 9, 7.62, 5.56mm	-	-	-
15/01/2015	B:09:16 A:10:24 B:15:05 O:15:24		Small arms & Cannon	West 6	5.56, 7.62mm	-	-	-
15/01/2015	B:08:32 A:09:40 B:15.49 O:16:01		Small arms & Cannon	Central 7	5.56, 7.62mm	-	-	-
15/01/2015	14:04		Static	East 9	0.6kg	-	125	S2-214
15/01/2015	14:48		Static	East 9	0.6kg	-	130	S2-223
16/01/2015	B:08:00 A:09:24 B:12:03		Small arms & Cannon	West 2B	5.56, 12.7mm	-	-	-
16/01/2015	B:08:50 A:09:43 B:14:05 O:14:11		Small arms & Cannon	West 6	5.56, 7.62mm	-	-	-
16/01/2015	B:08:40 A:09:35 B:14:18 O:14:54		Small arms & Cannon	Central 7	7.62mm	-	-	-

TABLE 1.1 (CTD): RANGE EVENTS FOR MONITORING PERIOD 1ST NOVEMBER 2014 TO 5TH MAY 2015

Notes:

[1] Trigger Threshold PEN_R1 (Brill Gate) = 75 dB(A); Trigger Threshold PEN_R2 (Building E7) = 75 dB(A);

[2] A-weighting used for trigger thresholds to reduce number of triggers caused by wind noise; and

[3] *As presented in Range logs supplied by QinetiQ. B = Blocked. A = Active. O = Open.

Date	Start Time / Range Blocked	End Time / Range Open	Trial Type	Range	NEQ / Calibre	Measured Level (L _{Cpeak})		Southdowns Generated Trigger ID
						PEN_R1 (Brill Gate)	PEN_R2 (E7)	
16/01/2015		B:09:34 O:14:49	-	Central 9	-	-	-	-
16/01/2015	09:46		Static	East 9	0.6kg	-	-	-
16/01/2015	10:08		Static	East 9	0.6kg	-	125	S2-243
16/01/2015	10:39		Static	East 9	0.6kg	-	129	S2-244
16/01/2015	11:05		Static	East 9	0.6kg	-	126	S2-246
16/01/2015	11:36		Static	East 9	0.6kg	-	129	S2-249
16/01/2015	12:15		Static	East 9	0.6kg	94	-	S1-124
17/01/2015	Blocked 08:47 Active 09:02 Blocked 15:03 Open 15:28		Small arms & Cannon	West 6	5.56mm&7.62mm	-	-	-
18/01/2015	Blocked 08:38 Active 09:45 Blocked 14:04 Open 14:35		Small arms & Cannon	West 6	7.62MM & 5.56MM	-	-	-
19/01/2015	B:09:36 A:10:08 B:15:27 O:15:43		Small arms & Cannon	West 6	5.56, 7.62mm	-	-	-
19/01/2015	B:08:55 A:10:50 B:12:38 O:13:45		Small arms & Cannon	Central 7	7.62mm	-	-	-
19/01/2015	B:09:40 A:10:37 B:15:02 O:15:21		Small arms & Cannon	East 4	30mm	-	-	-
19/01/2015	B:12:45 A:14:40 B:15:35 O:16:01		Military Training	East 5	81MM	-	-	-
20/01/2015	B:08:40 A:09:19 B:15:07 O:15:29		Small arms & Cannon	West 6	5.56, 7.62mm	-	-	-
20/01/2015	B:08:47 A:09:40 B:10:29 O:13:23		Small arms & Cannon	East 4	30mm	-	-	-
21/01/2015	B:09:01 O:14:21		-	East 3	-	-	-	-
21/01/2015	B:08:29 O:14:34		-	East 5	81mm	-	-	-
22/01/2015	B:08:47 A:9:05 B:11:17 A:11:31 B:12:14 A:12:17 B:15:06 O:15:28		Small arms & Cannon	West 6	5.56, 7.62mm	-	-	-
22/01/2015	B:08:49 A:09:22 B:11:17 A:11:31 B:12:14 A:12:17 B:14:58 O:15:31		Small arms & Cannon	East 3	5.56, 7.62mm	-	-	-
22/01/2015	B:08:33 A:09:22 B:11:17 A:11:31 B:12:14 A:12:17 B:15:22 O:15:51		Military Training	East 5	81mm	-	-	-

TABLE 1.1 (CTD): RANGE EVENTS FOR MONITORING PERIOD 1ST NOVEMBER 2014 TO 5TH MAY 2015

Notes:

[1] Trigger Threshold PEN_R1 (Brill Gate) = 75 dB(A); Trigger Threshold PEN_R2 (Building E7) = 75 dB(A);

[2] A-weighting used for trigger thresholds to reduce number of triggers caused by wind noise; and

[3] *As presented in Range logs supplied by QinetiQ. B = Blocked. A = Active. O = Open.

Date	Start Time / Range Blocked	End Time / Range Open	Trial Type	Range	NEQ / Calibre	Measured Level (L _{Cpeak})		Southdowns Generated Trigger ID
						PEN_R1 (Brill Gate)	PEN_R2 (E7)	
22/01/2015	13:51		Static	East 9	1.25kg	-	136	S2-271
22/01/2015	14:06		Static	East 9	1.25kg	-	131	S2-272
22/01/2015	14:07		Static	East 9	1.25kg	-	134	S2-273
23/01/2015	Blocked 08.55, Active 10.13, Blocked 13.32, Open 13.52		Small arms & Cannon	West 6	5.56mm	-	-	-
23/01/2015	B 08.27, O 13.32		-	East 5	81mm	-	-	-
23/01/2015	11:20		Static	East 9	1.25Kg	-	144	S2-282
23/01/2015	11:21		Static	East 9	1.25Kg	-	144	S2-283
23/01/2015	11:28		Static	East 9	1.25Kg	-	139	S2-284
23/01/2015	11:29		Static	East 9	1.25Kg	-	-	-
25/01/2015	B 08.51, A 09.35, B 15.02, O 15.20		Small arms & Cannon	West 6	5.56, 7.62mm	-	-	-
26/01/2015	B:08:57 A:10:12 B:14:37 O:14:43		Small arms & Cannon	West 2B	5.56mm	-	-	-
26/01/2015	B:09:20 A:09:39 B:15:00 O:15:31		Small arms & Cannon	West 6	5.56mm	-	-	-
26/01/2015	B:08:40 A:09:57 B:14:42 O:14:59		Military Training	East 5	81mm	-	-	-
26/01/2015	11:51		Dynamic	Central 9	21kg	121	-	S1-153
27/01/2015	B:08:27 A:09:54 B:15:15 A:15:17		Small arms & Cannon	West 2A	5.56	-	-	-
27/01/2015	B:08:38 A:09:22 B:14:48 O:15:23		Small arms & Cannon	West 6	5.56	-	-	-
28/01/2015	B:08:29 A:09:54 B:12:31 A:13:02 B:14:53 O:15:00		Small arms & Cannon	West 2A	5.56	-	-	-
28/01/2015	B:08:29 A:09:54 B:12:31 A:13:02 B:14:53 O:15:00		Small arms & Cannon	West 2C	0.5	-	-	-
28/01/2015	B:08:36 A:09:23 B:14:19 O:15:00		Small arms & Cannon	West 6	5.56	-	-	-

TABLE 1.1 (CTD): RANGE EVENTS FOR MONITORING PERIOD 1ST NOVEMBER 2014 TO 5TH MAY 2015

Notes:

[1] Trigger Threshold PEN_R1 (Brill Gate) = 75 dB(A); Trigger Threshold PEN_R2 (Building E7) = 75 dB(A);

[2] A-weighting used for trigger thresholds to reduce number of triggers caused by wind noise; and

[3] *As presented in Range logs supplied by QinetiQ. B = Blocked. A = Active. O = Open.

Date	Start Time / Range Blocked	End Time / Range Open	Trial Type	Range	NEQ / Calibre	Measured Level (L _{Cpeak})		Southdowns Generated Trigger ID
						PEN_R1 (Brill Gate)	PEN_R2 (E7)	
28/01/2015	B:08:35 O:14:22		-	East 5	81MM	-	-	-
29/01/2015	B:08:59 A:09:18 B:13:27 A:13:42 B:14:49 O:15:11		Small arms & Cannon	West 6	5.56mm	-	-	-
29/01/2015	B:08:43 A:12:52 B:13:22 O:15:26		Military Training	East 5	81mm	-	-	-
30/01/2015	B:08:50 A:09:05 B:14:20 O:14:43		Small arms & Cannon	West 6	5.56	-	-	-
30/01/2015	B:08:33 A:10:02 B:11:29 O:12:38		Military Training	East 5	81mm	-	-	-
30/01/2015	11:42		Static	East 11	6.65kg	-	130	S2-352
02/02/2015	B:09:06 A:09:38 B:10:29 O:11:52		Small arms & Cannon	West 6	5.56mm	-	-	-
02/02/2015	B:09:15 A:10:28 B:13:46 A:15:00		Small arms & Cannon	East 3	5.56mm	-	-	-
02/02/2015	Unknown		Static	East 5	0.63kg	Insufficient information provided		
02/02/2015	12:06		Static	East 11	6.65kg	-	132	S2-2
02/02/2015	15:08		Static	East 11	6.65kg	Did not exceed trigger threshold		
03/02/2015	B:09:13 A:10:23, B:12:45 O:15:01		Small arms & Cannon	East 3	5.56	-	-	-
03/02/2015	11:02		Static	East 5	1.4kg	Did not exceed trigger threshold		
03/02/2015	13:26		Static	East 5	1.4kg	Did not exceed trigger threshold		
03/02/2015	10:42		Static	East 11	6.65kg	120	130	S1-10 & S2-13
03/02/2015	13:18		Static	East 11	6.65kg	Did not exceed trigger threshold		
03/02/2015	14:44		Static	East 11	6.65kg	113	129	S1-12 & S2-19
03/02/2015	15:25		Static	East 5	1.4kg	97	100	S1-13 & S2-22
04/02/2015	B:09:26 A:10:53 B:15:01 O:15:05		Small arms & Cannon	East 3	5.56mm	-	-	-
04/02/2015	10:37		Static	East 5	0.63kg	Did not exceed trigger threshold		

TABLE 1.1 (CTD): RANGE EVENTS FOR MONITORING PERIOD 1ST NOVEMBER 2014 TO 5TH MAY 2015

Notes:

[1] Trigger Threshold PEN_R1 (Brill Gate) = 75 dB(A); Trigger Threshold PEN_R2 (Building E7) = 75 dB(A);

[2] A-weighting used for trigger thresholds to reduce number of triggers caused by wind noise; and

[3] *As presented in Range logs supplied by QinetiQ. B = Blocked. A = Active. O = Open.

Date	Start Time / Range Blocked	End Time / Range Open	Trial Type	Range	NEQ / Calibre	Measured Level (L _{Cpeak})		Southdowns Generated Trigger ID
						PEN_R1 (Brill Gate)	PEN_R2 (E7)	
04/02/2015	11:48		Static	East 11	7.2Kg.	95	128	S1-22 & S2-32
04/02/2015	15:10		Static	East 11	7.7Kg	-	130	S2-36
05/02/2015	B:08:55 A:09:56 B:12:17 A:13:16 B:15:31 O:15:53		Small arms & Cannon	West 6	7.62, 5.56mm	-	-	-
05/02/2015	13:58		Static	East 5	1.3Kg			Did not exceed trigger threshold
05/02/2015	13:59		Static	East 5	1.3Kg			Did not exceed trigger threshold
05/02/2015	14:00		Static	East 5	1.3Kg			Did not exceed trigger threshold
05/02/2015	14:01		Static	East 5	1.3Kg			Did not exceed trigger threshold
05/02/2015	10:59		Static	East 11	7.7Kg	-	129	S2-42
05/02/2015	13:17		Static	East 11	7.7Kg	113	130	S1-29 & S2-47
05/02/2015	15:22		Static	East 11	7.7Kg	110	130	S1-30 & S2-50
06/02/2015	B:09:01 A:09:28 B:12:21 A:13:13 B:14:55 O:15:06		Small arms & Cannon	West 6	5.56mm	-	-	-
06/02/2015	10:08		Static	East 5	1.3Kg			Did not exceed trigger threshold
06/02/2015	10:10		Static	East 5	1.3Kg			Did not exceed trigger threshold
06/02/2015	10:11		Static	East 5	1.3Kg			Did not exceed trigger threshold
06/02/2015	10:12		Static	East 5	1.3Kg			Did not exceed trigger threshold
06/02/2015	10:45		Static	East 11	7.7Kg	122	135	S1-34
06/02/2015	10:47		Static	East 5	1.3Kg			Did not exceed trigger threshold
06/02/2015	10:48		Static	East 5	1.3Kg			Did not exceed trigger threshold
06/02/2015	10:49		Static	East 5	1.3Kg			Did not exceed trigger threshold
06/02/2015	10:50		Static	East 5	1.3Kg			Did not exceed trigger threshold

TABLE 1.1 (CTD): RANGE EVENTS FOR MONITORING PERIOD 1ST NOVEMBER 2014 TO 5TH MAY 2015

Notes:

[1] Trigger Threshold PEN_R1 (Brill Gate) = 75 dB(A); Trigger Threshold PEN_R2 (Building E7) = 75 dB(A);

[2] A-weighting used for trigger thresholds to reduce number of triggers caused by wind noise; and

[3] *As presented in Range logs supplied by QinetiQ. B = Blocked. A = Active. O = Open.

Date	Start Time / Range Blocked	End Time / Range Open	Trial Type	Range	NEQ / Calibre	Measured Level (L _{Cpeak})		Southdowns Generated Trigger ID
						PEN_R1 (Brill Gate)	PEN_R2 (E7)	
09/02/2015	B:08:44 A:10:22 B:15:10 O:15:30		Small arms & Cannon	West 2C	7.62mm	-	-	-
09/02/2015	12:41		Static	East 11	7.7kg	-	129	S2-76
09/02/2015	15:07		Static	East 11	7.7kg	110	131	S1-92 & S2-82
10/02/2015	B:09:04 A:14:18 B:15:26 O:15:30		Small arms & Cannon	West 2C	7.62mm	-	-	-
10/02/2015	B:08:57 A:09:22 B:09:51 A:14:15 B:15:15 O:15:32		Small arms & Cannon	West 6	5.56mm	-	-	-
10/02/2015	No Information Provided		Military Training	East 4	No Information Provided	-	-	-
10/02/2015	10:50		Static	East 11	7.7kg	119	128	S1-99 & S2-88
10/02/2015	12:22		Static	East 11	7.7kg	118	129	S1-100 & S2-94
10/02/2015	15:04		Static	East 11	7.7kg	116	130	S1-103 & S2-100
10/02/2015	No Information Provided		No Data	Central 9	No Information Provided	-	-	-
11/02/2015	B:08:40 A:09:15 B:11:06 A:11:15 B:12:22 O:14:32		Small arms & Cannon	West 2B	5.56, 7.62, 9mm	-	-	-
11/02/2015	B:08:40 A:09:15 B:11:06 A:11:15 B:12:22 A:13:18 B:14:24 O:14:32		Small arms & Cannon	West 2C	7.62mm	-	-	-
11/02/2015	B:08:40 A:09:14 B:11:06 A:11:15 B:12:17 A:13:17 B:14:51 O:15:17		Small arms & Cannon	West 6	5.56mm	-	-	-
11/02/2015	11:44		Static	East 11	7.7kg	-	131	S2-104
11/02/2015	12:01		Static	East 5	1.3kg	Did not exceed trigger threshold		
11/02/2015	12:02		Static	East 5	1.3kg	Did not exceed trigger threshold		
11/02/2015	12:03		Static	East 5	1.3kg	-	106	S2-107
11/02/2015	12:04		Static	East 5	1.3kg	-	106	S2-108
11/02/2015	13:36		Static	East 5	1.3kg	-	106	S2-111
11/02/2015	13:38		Static	East 5	1.3kg	-	110	S2-112

TABLE 1.1 (CTD): RANGE EVENTS FOR MONITORING PERIOD 1ST NOVEMBER 2014 TO 5TH MAY 2015

Notes:

[1] Trigger Threshold PEN_R1 (Brill Gate) = 75 dB(A); Trigger Threshold PEN_R2 (Building E7) = 75 dB(A);

[2] A-weighting used for trigger thresholds to reduce number of triggers caused by wind noise; and

[3] *As presented in Range logs supplied by QinetiQ. B = Blocked. A = Active. O = Open.

Date	Start Time / Range Blocked	End Time / Range Open	Trial Type	Range	NEQ / Calibre	Measured Level (L _{Cpeak})		Southdowns Generated Trigger ID
						PEN_R1 (Brill Gate)	PEN_R2 (E7)	
11/02/2015	13:40		Static	East 5	1.3kg	103	107	S2-113
11/02/2015	13:42		Static	East 5	1.3kg	103	107	S1-110
11/02/2015	14:14		Static	East 5	1.3kg	-	106	S2-114
11/02/2015	14:16		Static	East 5	1.3kg	-	106	S2-115
12/02/2015	B:08:45 A:09:07 B:12:20 A:13:14 B:14:59 O:14:59		Small arms & Cannon	West 6	5.56mm	-	-	-
12/02/2015	B:14:59, A:16:06 B: 21:41 Open 21:49		Small arms & Cannon	West 6	7.62mm	-	-	-
13/02/2015	No Information Provided		No Information Provided	Central 9	No Information Provided	Insufficient information provided		
16/02/2015	No Information Provided		Static	West 2B	9mm	Insufficient information provided		
16/02/2015	No Information Provided		Static	West 6	5.56mm	Insufficient information provided		
16/02/2015	No Information Provided		Static	East 4	30mm	Insufficient information provided		
17/02/2015	B:08:56 A:12:00 B:13:25 O:13:33		Small arms & Cannon	West 2B	5.56mm	-	-	-
17/02/2015	B:08:52 A:09:20 B:12:25 A:13:21 B:15:19 O:15:34		Small arms & Cannon	West 6	5.56mm	-	-	-
17/02/2015	B:08:56 A:12:00 B:13:25 O:13:33		Small arms & Cannon	West 2A	5.56mm	-	-	-
18/02/2015	B:08:35 A:08:51 B:12:31 A:13:18 B:15:12 O:15:32		Small arms & Cannon	West 6	5.56mm	-	-	-
18/02/2015	B:08:18 A:09:00 B:15:10 O:15:15		Small arms & Cannon	West 2B	5.56mm	-	-	-
18/02/2015	B:08:24 A:09:00 B:15:10 O:15:15		Small arms & Cannon	West 2C	5.56mm	-	-	-
18/02/2015	B:10:54 A:11:54 B:12:17 A:13:48 B:14:07 O:14:41		Small arms & Cannon	Central 7	5.56mm	-	-	-
19/02/2015	B:08:32 A:09:23 B:12:33 O:14:24		Small arms & Cannon	Central 7	5.56mm	-	-	-
19/02/2015	No Information Provided		No Information Provided	Central 9	No Data	Insufficient information provided		

TABLE 1.1 (CTD): RANGE EVENTS FOR MONITORING PERIOD 1ST NOVEMBER 2014 TO 5TH MAY 2015

Notes:

[1] Trigger Threshold PEN_R1 (Brill Gate) = 75 dB(A); Trigger Threshold PEN_R2 (Building E7) = 75 dB(A);

[2] A-weighting used for trigger thresholds to reduce number of triggers caused by wind noise; and

[3] *As presented in Range logs supplied by QinetiQ. B = Blocked. A = Active. O = Open.

Date	Start Time / Range Blocked	End Time / Range Open	Trial Type	Range	NEQ / Calibre	Measured Level (L _{Cpeak})		Southdowns Generated Trigger ID
						PEN_R1 (Brill Gate)	PEN_R2 (E7)	
23/02/2015	B:09:52 A:10:10 B:12:29 A:13:23 B:14:53 O:15:14		Small arms & Cannon	West 6	5.56mm	-	-	-
23/02/2015	B:10:53 A:12:35 B:15:00 O:15:09		Small arms & Cannon	West 2C	5.56mm	-	-	-
23/02/2015	B:10:53 A:12:35 B:15:00 O:15:09		Small arms & Cannon	West 2A	5.56mm	-	-	-
24/02/2015	B:08:41 A:09:26 B:12:42 A:13:36 B:15:14 O:15:21		Small arms & Cannon	West 2A	5.56mm	-	-	-
24/02/2015	B:08:41 A:09:16 B:15:23 O:15:46		Small arms & Cannon	West 6	5.56mm	-	-	-
24/02/2015	B:08:47 A:09:35 B:15:24 O:15:31		Small arms & Cannon	Central 7	5.56, 7.62mm	-	-	-
25/02/2015	B:08:48 A:09.12(Air rifle only) A:09.25 B:12.26 A:13:17 B 15.08 O:15:25		Small arms & Cannon	West 6	5.56mm	-	-	-
25/02/2015	B:08:44 A:09:15 B:12.24 A:13.34 B:15:22 O:15:34		Small arms & Cannon	Central 7	5.56mm	-	-	-
25/02/2015	No Information Provided		No Information Provided	East 3	No Data	Insufficient information provided		
26/02/2015	B:08:44 A:09:43 B:12:36 A:13:23 B:14:27 O:14:45		Small arms & Cannon	West 2C	5.56mm	-	-	-
26/02/2015	B:08:40 A:09:06		Small arms & Cannon	West 6	7.62mm	-	-	-
26/02/2015	B:08:34 A:09:47 B:12:35 A:13:21 B:14:42 O:14:58		Small arms & Cannon	Central 7	5.56mm	-	-	-
27/02/2015	B:08:48 A:09:33		Small arms & Cannon	West 2C	5.56mm	-	-	-
27/02/2015	B:08:47 A:09:05		Small arms & Cannon	West 6	7.62mm	-	-	-
27/02/2015	B:08:54 A:09:35		Small arms & Cannon	Central 7	5.56, 7.62mm	-	-	-
02/03/2015	Blocked 08.36, Active(Air Rifle Only) 09.04 Active 09.25, Blocked 14.36, Open 14.59		Small arms & Cannon	West 6	5.56mm	-	-	-

TABLE 1.1 (CTD): RANGE EVENTS FOR MONITORING PERIOD 1ST NOVEMBER 2014 TO 5TH MAY 2015

Notes:

[1] Trigger Threshold PEN_R1 (Brill Gate) = 75 dB(A); Trigger Threshold PEN_R2 (Building E7) = 75 dB(A);

[2] A-weighting used for trigger thresholds to reduce number of triggers caused by wind noise; and

[3] *As presented in Range logs supplied by QinetiQ. B = Blocked. A = Active. O = Open.

Date	Start Time / Range Blocked	End Time / Range Open	Trial Type	Range	NEQ / Calibre	Measured Level (L _{Cpeak})		Southdowns Generated Trigger ID
						PEN_R1 (Brill Gate)	PEN_R2 (E7)	
03/03/2015	Blocked 08.39, Active 09.05, Blocked 14.37, Open 15.01		Small arms & Cannon	West 6	5.56mm	-	-	-
03/03/2015	Blocked 08.47, Active 10.06, Blocked 12.20, Active 13.39, Blocked 14.19, Open 15.21		Small arms & Cannon	Central 7	7.62mm	-	-	-
04/03/2015	Blocked 08.32, Active 09.52, Blocked 12.37, Active 13.26, Blocked 14.26, Open 15.09		Small arms & Cannon	Central 7	5.56mm	-	-	-
04/03/2015	Blocked 08.41, Active 13.54, Blocked 15.42		Small arms & Cannon	West 2C	12.7mm	-	-	-
04/03/2015	Blocked 08.44, Active 09.04, Blocked 15.20, Open 15.38		Small arms & Cannon	West 6	5.56mm	-	-	-
05/03/2015	14:58		Static	East 6	1 kg	Did not exceed trigger threshold		
05/03/2015	Blocked 08.00, Active 09.59, Blocked 13.24, Open 14.22		Small arms & Cannon	West 2C	12.7mm	-	-	-
05/03/2015	Blocked 08.55, Active 09.04, Blocked 15.01, Open 15.25		Small arms & Cannon	West 6	5.56mm	-	-	-
05/03/2015	Blocked 08.54, Active 09.38, Blocked 12.38, Active 14.03, Blocked 15.06, Open 15.10		Small arms & Cannon	Central 7	5.56mm 7.62mm	-	-	-
06/03/2015	B:08.44 A:09:02 B:11.24 A:11.27, B14.40 O:14:56		Small arms & Cannon	West 6	7.62mm	-	-	-
06/03/2015	B:08.40 A:09:42 B:10:54 A:12:25 B:13:40 O:14:15		Small arms & Cannon	Central 7	5.56mm	-	-	-
09/03/2015	B:08:45 A:09:38 B:12:36 A:13.56 B:15:03 O:15:10		Small arms & Cannon	Central 7	5.56mm	-	-	-
09/03/2015	10:30		Static	East 6	1kg	-	106	S2-168
09/03/2015	B:13:22		-	Central 9	-	-	-	-
10/03/2015	B:08:51 A:09:43 B:12:10		Small arms & Cannon	West 2C	5.56, 7.62mm	-	-	-
10/03/2015	B:08:56 A:09:06		Small arms & Cannon	West 6	7.62mm	-	-	-
10/03/2015	B:08:50 A:09:29		Small arms & Cannon	Central 7	7.62, 5.56mm	-	-	-
10/03/2015	12:40		Static	East 6	2kg	Did not exceed trigger threshold		
10/03/2015	15:52		Dynamic	Central 9	-	Did not exceed trigger threshold		

TABLE 1.1 (CTD): RANGE EVENTS FOR MONITORING PERIOD 1ST NOVEMBER 2014 TO 5TH MAY 2015

Notes:

[1] Trigger Threshold PEN_R1 (Brill Gate) = 75 dB(A); Trigger Threshold PEN_R2 (Building E7) = 75 dB(A);

[2] A-weighting used for trigger thresholds to reduce number of triggers caused by wind noise; and

[3] *As presented in Range logs supplied by QinetiQ. B = Blocked. A = Active. O = Open.

Date	Start Time / Range Blocked	End Time / Range Open	Trial Type	Range	NEQ / Calibre	Measured Level (L _{Cpeak})		Southdowns Generated Trigger ID
						PEN_R1 (Brill Gate)	PEN_R2 (E7)	
11/03/2015	B:08:37 O:15:42		-	East 6	-	-	-	-
12/03/2015	B:09:06 A:10:03 B:10:36 O:14:54		Small arms & Cannon	West 2B	9mm	-	-	-
12/03/2015	B:08:44 A:10:08 B:10:36 O:14:46		Small arms & Cannon	West 6	7.62mm	-	-	-
12/03/2015	10:21		Static	East 6	2kg	102	-	S1-134
12/03/2015	14:20		Static	East 6	7kg	-	121	S2-178
13/03/2015	B:08:52, A:09:47 B:11:16 O:11:32		Small arms & Cannon	West 2B	5.56, 7.62mm	-	-	-
13/03/2015	B:08:32 A:09:02 B:13:01 O:13:24		Small arms & Cannon	West 6	5.56, 7.62mm	-	-	-
13/03/2015	15:02		Static	East 6	-	97	-	S1-213
13/03/2015	B:08:48 A:11:07 B:13:43 O:15:06		Small arms & Cannon	Central 7	7.62mm	-	-	-
16/03/2015	B:08:45 A:11:52 B:12:32 O 12:53		Small arms & Cannon	West 2D	30mm	-	-	-
16/03/2015	12:00		Static	East 6	7kg	94	-	S1-237
17/03/2015	B:08:39 O:15:55		-	East 6	-	-	-	-
18/03/2015	14:22		Static	East 6	4.5kg	Did not exceed trigger threshold		
23/03/2015	B:11:25 A:13:18 B:15:16 O:15:35		Small arms & Cannon	East 4	30mm	-	-	-
23/03/2015	10:06		Static	East 6	2.2kg	-	108	S2-198
24/03/2015	B: 08:36:00		Small arms & Cannon	East 4	30mm	-	-	-
24/03/2015	11:21		Static	East 7	323g	Did not exceed trigger threshold		
24/03/2015	12:02		Static	East 6	7kg	-	115	S2-208
25/03/2015	B:09:00 A:09:42 B:12:58 A:13:31 B:14:50 O:14:53		Small arms & Cannon	East 4	30mm	-	-	-

TABLE 1.1 (CTD): RANGE EVENTS FOR MONITORING PERIOD 1ST NOVEMBER 2014 TO 5TH MAY 2015

Notes:

[1] Trigger Threshold PEN_R1 (Brill Gate) = 75 dB(A); Trigger Threshold PEN_R2 (Building E7) = 75 dB(A);

[2] A-weighting used for trigger thresholds to reduce number of triggers caused by wind noise; and

[3] *As presented in Range logs supplied by QinetiQ. B = Blocked. A = Active. O = Open.

Date	Start Time / Range Blocked	End Time / Range Open	Trial Type	Range	NEQ / Calibre	Measured Level (L _{Cpeak})		Southdowns Generated Trigger ID
						PEN_R1 (Brill Gate)	PEN_R2 (E7)	
25/03/2015	15:06		Static	East 7	1.2kg	Did not exceed trigger threshold		
26/03/2015	B:08:38 A:09:44 B:15:11 O:15:18		Small arms & Cannon	East 4	30mm	-	-	-
30/03/2015	-		Small arms & Cannon	West 6	30mm	-	-	-
30/03/2015	B:10:23		-	West 2A	30mm	-	-	-
31/03/2015	-		-	West 2A	30mm	-	-	-
31/03/2015	-		-	West 6	30mm	-	-	-
31/03/2015	Blocked 09:29		-	Central 7	-	-	-	-
01/04/2015	B:08:00		-	West 2A	30mm	-	-	-
01/04/2015	B:11:00 A:11:15 B:12:08 O:12:35		Small arms & Cannon	West 6	30mm	-	-	-
01/04/2015	B:09:08		-	Central 7		-	-	-
01/04/2015	B:13:12 A:14:00 B:14:21 A:15:30 B:15:51 O:15:58		Small arms & Cannon	East 11	40mm	-	-	-
02/04/2015	B:08:00 O:09:16		-	West 2A	30mm	-	-	-
02/04/2015	B:09:08 A:09:28 B:11:09 O:11:36		Small arms & Cannon	West 6	30mm	-	-	-
02/04/2015	B:09:18 O:11:43		-	Central 7	Drop Test	-	-	-
02/04/2015	B:09:31 A:13:12 B:13:26 open 14:04		Small arms & Cannon	East 11	40mm	-	-	-
07/04/2015	Blocked 09.11, Open 14.59		-	East 3	0.22	-	-	-
08/04/2015	B:08:49 A:09:23 B:12:23 A:13:37 B:14:20 O:14:40		Small arms & Cannon	West 6	30mm	-	-	-
08/04/2015	B:08:46 A:09:30 B 13:18 O:14:35		Small arms & Cannon	East 3	0.22	-	-	-
08/04/2015	B:08:24 A:09:29 B:10:10 A:10:19 B:11:08 A:14:16 B:15:08 O:15:43		Small arms & Cannon	East 11	40mm	-	-	-

TABLE 1.1 (CTD): RANGE EVENTS FOR MONITORING PERIOD 1ST NOVEMBER 2014 TO 5TH MAY 2015

Notes:

[1] Trigger Threshold PEN_R1 (Brill Gate) = 75 dB(A); Trigger Threshold PEN_R2 (Building E7) = 75 dB(A);

[2] A-weighting used for trigger thresholds to reduce number of triggers caused by wind noise; and

[3] *As presented in Range logs supplied by QinetiQ. B = Blocked. A = Active. O = Open.

Date	Start Time / Range Blocked	End Time / Range Open	Trial Type	Range	NEQ / Calibre	Measured Level (L _{Cpeak})		Southdowns Generated Trigger ID
						PEN_R1 (Brill Gate)	PEN_R2 (E7)	
09/04/2015	B:08:51 A:10:24 B:10:34 A:10:44 B:12:15 A:13:22 B:15:20 O15:33		Small arms & Cannon	West 6	30mm	-	-	-
09/04/2015	B:09:08 O:14:40		Small arms & Cannon	Central 7	-	-	-	-
09/04/2015	B:08:50 A:11:21 B:12:12 A:15:16 B:15:39 O:15:48		Small arms & Cannon	East 11	40mm	-	-	-
09/04/2015	15:33		Static	East 9	2kg	-	138	S2-9
09/04/2015	15:34		Static	East 9	2kg	-	141	S2-11
10/04/2015	B:09:00 A:09:22 B:11:42 O:12:16		Small arms & Cannon	West 6	30mm	-	-	-
10/04/2015	B:08:56 A:09:54 B:10:12 A:10:40 B:10:59 A:12:05 B:12:19 O:13:10		Small arms & Cannon	East 11	40mm	-	-	-
10/04/2015	12:14		Static	East 9	2kg	-	137	S2-15
10/04/2015	12:15		Static	East 9	2kg	-	137	S2-15
13/04/2015	B:08:40 A:13:08 B:14:11 O:14:38		Small arms & Cannon	West 6	30mm	-	-	-
13/04/2015	B:09:03 A:10:21 B:12:46 A:13:28 B:15:24 O:15:28		Small arms & Cannon	Central 7	2.2mm	-	-	-
13/04/2015	B:11:07 A:11:34 B:11:36 A:12:00 B:12:18 A:14:04 B:14:26 O:15:38		Small arms & Cannon	East 11	40mm	-	-	-
14/04/2015	B:08:47 A:09:55 B:12:16 A:13:32 B:14:26 O:15:03		Small arms & Cannon	West 6	30mm	-	-	-
14/04/2015	B:08:55 A:09:36 B:11:27 O:12:20		Small arms & Cannon	Central 7	0.22mm	-	-	-
14/04/2015	B:08:44 A:09:48 B:10:04 A:12:36 B:13:30 O:14:58		Small arms & Cannon	East 11	40mm 0.5kg	-	-	-
15/04/2015	B:09:43 A:14:04 B:14:14 A:14:21 B:15:00 O:14:04		Small arms & Cannon	West 2C	.22RF	-	-	-
15/04/2015	B:08:54 A:11:04 B:12:21 A:13:20 B:13:21 A:13:36 B:14:14 A:14:21 B:14:52 O:14:58		Small arms & Cannon	West 6	30mm	-	-	-
15/04/2015	B:08:40 A:10:09 B:11:04 OPEN 15:49		Small arms & Cannon	East 11	40mm	-	-	-
15/04/2015	15:03		Static	East 9	2kg PE4	-	88	S2-30

TABLE 1.1 (CTD): RANGE EVENTS FOR MONITORING PERIOD 1ST NOVEMBER 2014 TO 5TH MAY 2015

Notes:

[1] Trigger Threshold PEN_R1 (Brill Gate) = 75 dB(A); Trigger Threshold PEN_R2 (Building E7) = 75 dB(A);

[2] A-weighting used for trigger thresholds to reduce number of triggers caused by wind noise; and

[3] *As presented in Range logs supplied by QinetiQ. B = Blocked. A = Active. O = Open.

Date	Start Time / Range Blocked	End Time / Range Open	Trial Type	Range	NEQ / Calibre	Measured Level (L _{Cpeak})		Southdowns Generated Trigger ID
						PEN_R1 (Brill Gate)	PEN_R2 (E7)	
17/04/2015	B:08:51 A:09:25 B:09:56 A:10:21 B:10:53 O:12:00		Small arms & Cannon	West 6	30mm	-	-	-
17/04/2015	B:9:00 A:09:30 B:13:00 O:13:32		Small arms & Cannon	Central 7	Drop Test	-	-	-
20/04/2015	B:08:46 ACTIVE 10:07 B:10:35 O:10:55		Small arms & Cannon	West 6	30mm	-	-	-
20/04/2015	B: 10:00 A:10:07 B:15:36 O:15:37		Small arms & Cannon	Central 7	0.22	-	-	-
21/04/2015	B:08:47 A:09:40 B:10:12 A:10:47 B:11:38		Small arms & Cannon	West 6	30mm	-	-	-
21/04/2015	B:08:50 A:09:47		Small arms & Cannon	Central 7	0.22	-	-	-
21/04/2015	12:32		Static	East 11	40mm	-	108	S2-58
22/04/2015	11:10		Static	East 11	1kg	Did not exceed trigger threshold		
22/04/2015	12:56		Static	East 11	1kg	-	107	S2-65
22/04/2015	14:28		Static	East 11	1kg	103	113	S1-136 & S2-68
22/04/2015	B:08:42 A:10:41 B:14:10 O:14:14		Small arms & Cannon	West 2A	0.22	-	-	-
23/04/2015	B:08:29 A:10:33 B:12:54 O:14:52		Small arms & Cannon	West 2B	5.56, 7.62, 9mm	-	-	-
23/04/2015	B:08:48 A:10:51 B:12:37 A:13:05 B:14:55 O:15:01		Small arms & Cannon	Central 7	0.22	-	-	-
23/04/2015	08:52		Static	East 11	40mm 0.5kg	Did not exceed trigger threshold		
24/04/2015	B:09:07 A:09:27 B:11:00 O:11:26		Small arms & Cannon	West 2B	5.56, 7.62, 9mm	-	-	-
24/04/2015	B:08:47 A:09:27 B:11:27 O:11:47		Small arms & Cannon	Central 7	.22mm	-	-	-
27/04/2015	-	-	-	East 5	0.5KG	-	-	-
27/04/2015	Blocked 09.40, Active 11.21, Blocked 12.57, Active 13.38, Blocked 14.42, Open 15.10		Small arms & Cannon	East 4	7.62mm	-	-	-
28/04/2015	Blocked 10.57, Active 11.00, Blocked 12.21, Active 14.26 B15:31 OPEN 15:41		-	East 5	40MM	-	-	-

TABLE 1.1 (CTD): RANGE EVENTS FOR MONITORING PERIOD 1ST NOVEMBER 2014 TO 5TH MAY 2015

Notes:

[1] Trigger Threshold PEN_R1 (Brill Gate) = 75 dB(A); Trigger Threshold PEN_R2 (Building E7) = 75 dB(A);

[2] A-weighting used for trigger thresholds to reduce number of triggers caused by wind noise; and

[3] *As presented in Range logs supplied by QinetiQ. B = Blocked. A = Active. O = Open.

Date	Start Time / Range Blocked	End Time / Range Open	Trial Type	Range	NEQ / Calibre	Measured Level (L _{Cpeak})		Southdowns Generated Trigger ID
						PEN_R1 (Brill Gate)	PEN_R2 (E7)	
28/04/2015	Blocked 08.39, Active 10.32, Blocked 12.20 A13:22 B:13:37, Open 13.45		Small arms & Cannon	East 4	7.62mm	-	-	-
28/04/2015	Blocked 08.42, Active 09.22, Blocked 12.08 A13:22, Blocked 14.14, Open 14.23		Small arms & Cannon	West 2C	0.22	-	-	-
29/04/2015	Blocked 10.56, Open 15.49		-	Central 6	-	-	-	-
29/04/2015	B:09:05 A:09:39 B12:13 A12:59 B:14:51 A:15:11 B:15:20		Small arms & Cannon	East 5	7.62mm & 40mm	-	-	-
30/04/2015	Blocked 08.38, Active 10.09 Blocked 12.26, Open 13.46		Small arms & Cannon	East 4	5.56mm	-	-	-
30/04/2015	Blocked 09.06, Active 10.09, Blocked 12.17, Active 13.16 B;15:19		Small arms & Cannon	East 5	-	-	-	-

TABLE 1.1 (CTD): RANGE EVENTS FOR MONITORING PERIOD 1ST NOVEMBER 2014 TO 5TH MAY 2015

Notes:

[1] Trigger Threshold PEN_R1 (Brill Gate) = 75 dB(A); Trigger Threshold PEN_R2 (Building E7) = 75 dB(A);

[2] A-weighting used for trigger thresholds to reduce number of triggers caused by wind noise; and

[3] *As presented in Range logs supplied by QinetiQ. B = Blocked. A = Active. O = Open.

VOLUME 3: TECHNICAL APPENDICES – RESULTS
CHAPTER 2: FULL MONITORING RESULTS – SOUND PRESSURE
LEVELS

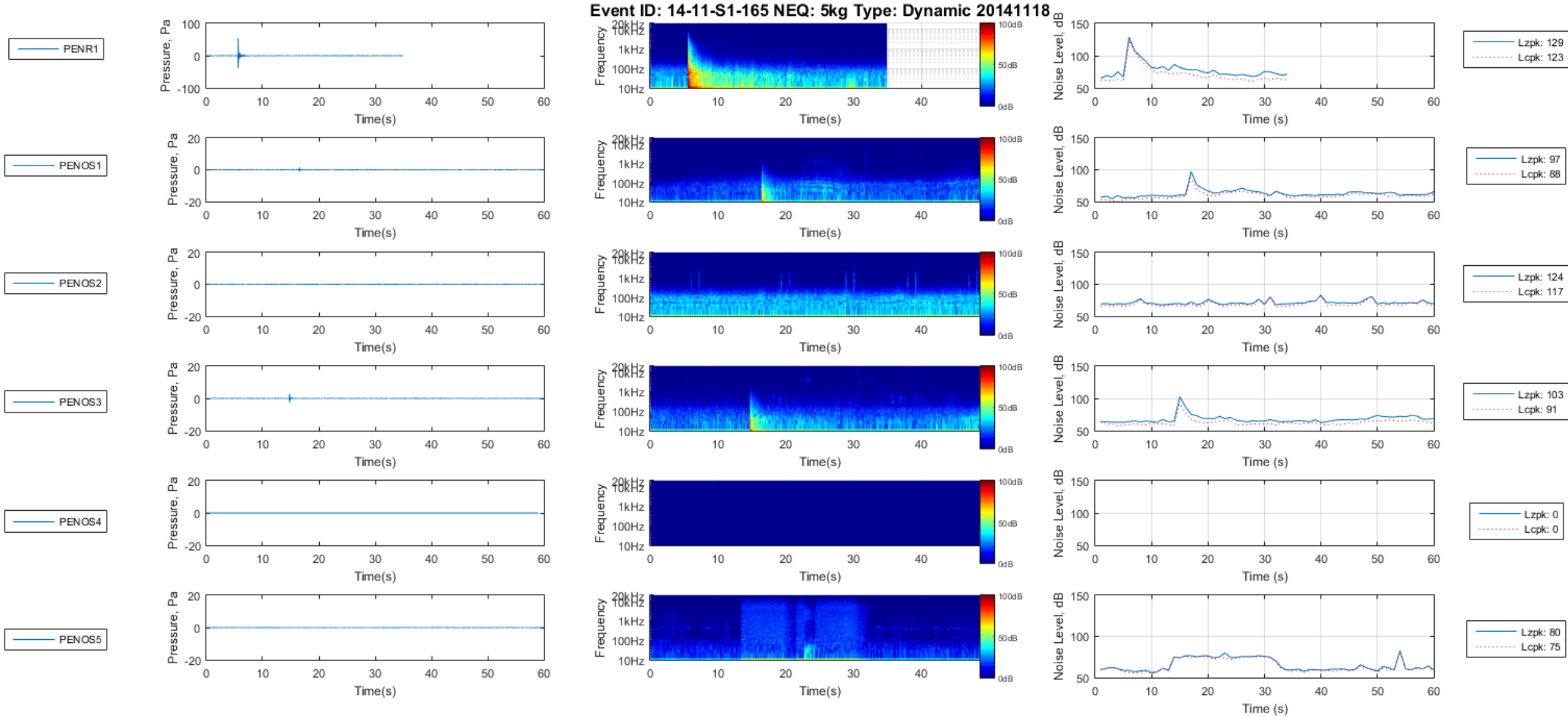


FIGURE 2.1: PEN_OS 1 - 5 14-11-S1-165

Event ID: 14-11-S1-165 NEQ: 5kg Type: Dynamic 20141118 CTD

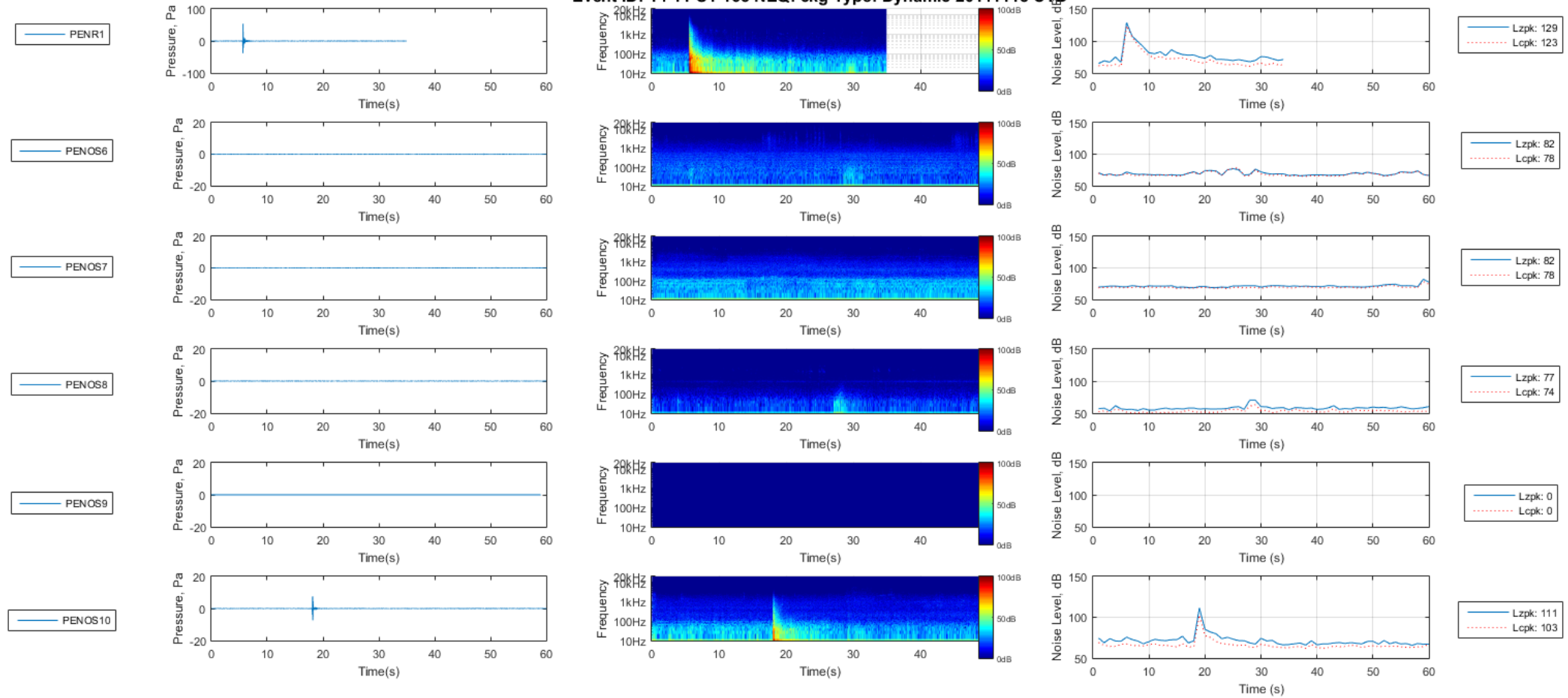


FIGURE 2.2: PEN_OS 6 - 10 14-11-S1-165

Event ID: 14-11-S1-165 NEQ: 5kg Type: Dynamic 20141118

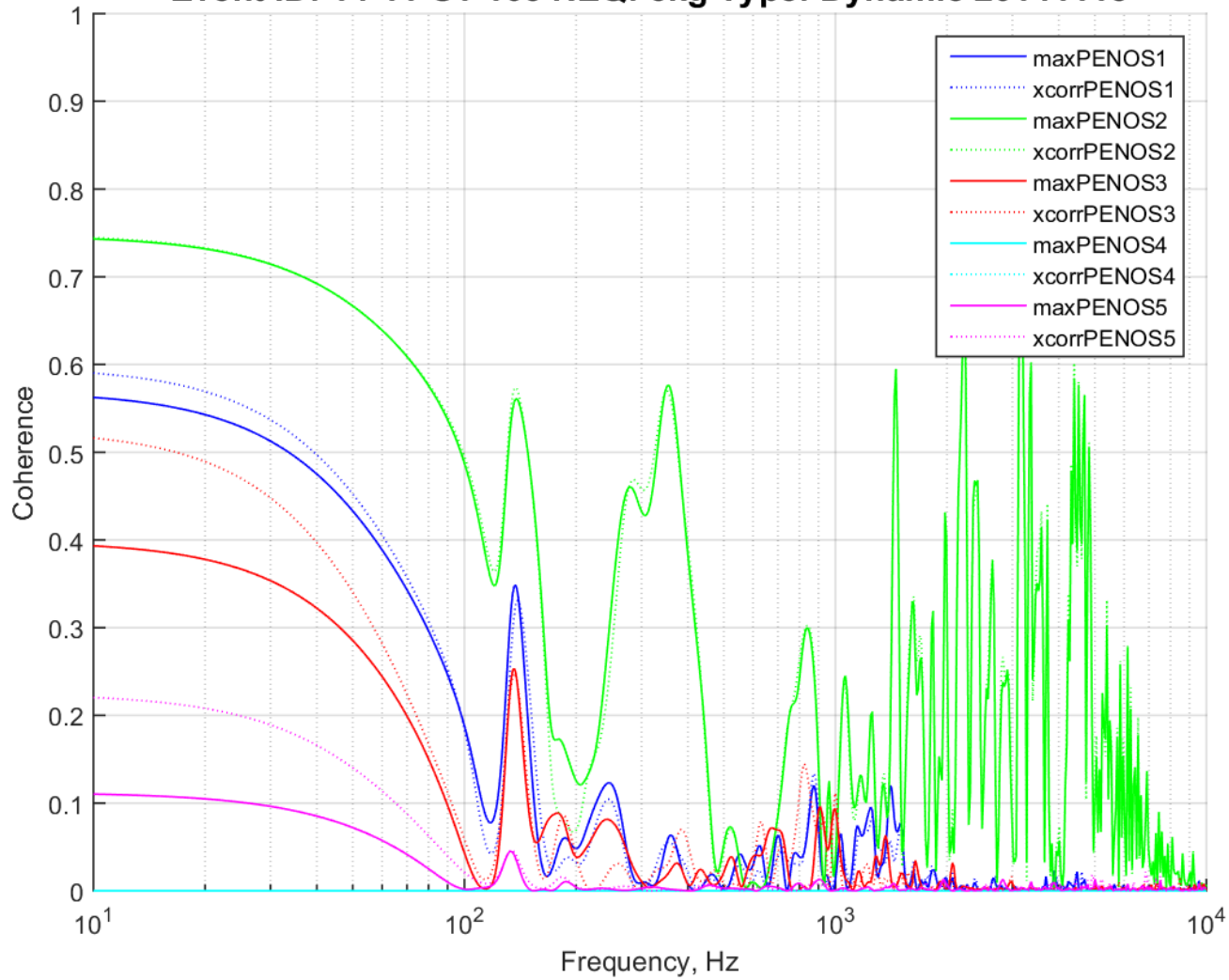


FIGURE 2.3: COHERENCE PEN_OS 1 - 5 14-11-S1-165

Event ID: 14-11-S1-165 NEQ: 5kg Type: Dynamic 20141118

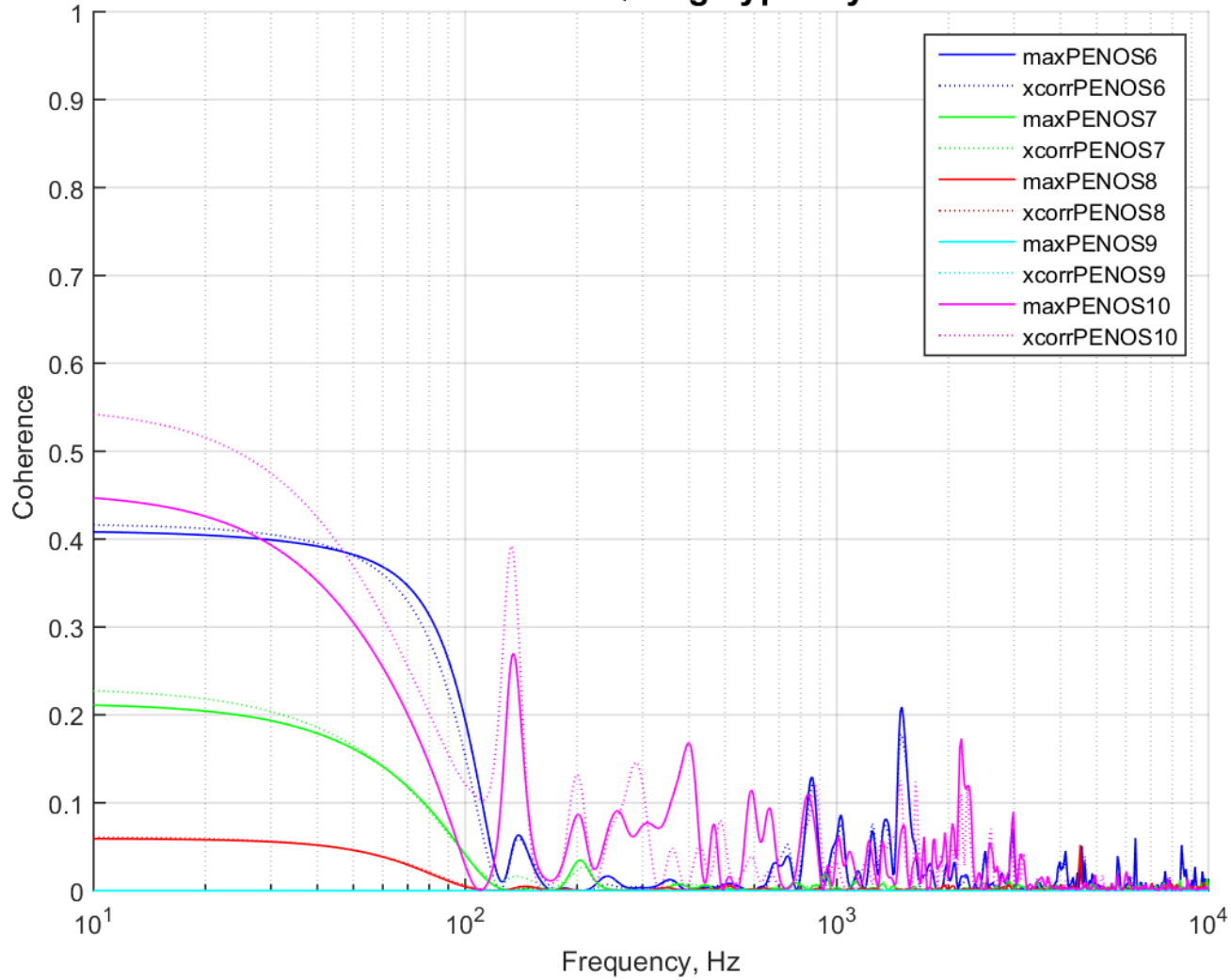


FIGURE 2.4: COHERENCE PEN_OS 6 - 10 14-11-S1-165CTD

Event ID: 14-11-S1-165 NEQ: 5kg Type: Dynamic 20141118

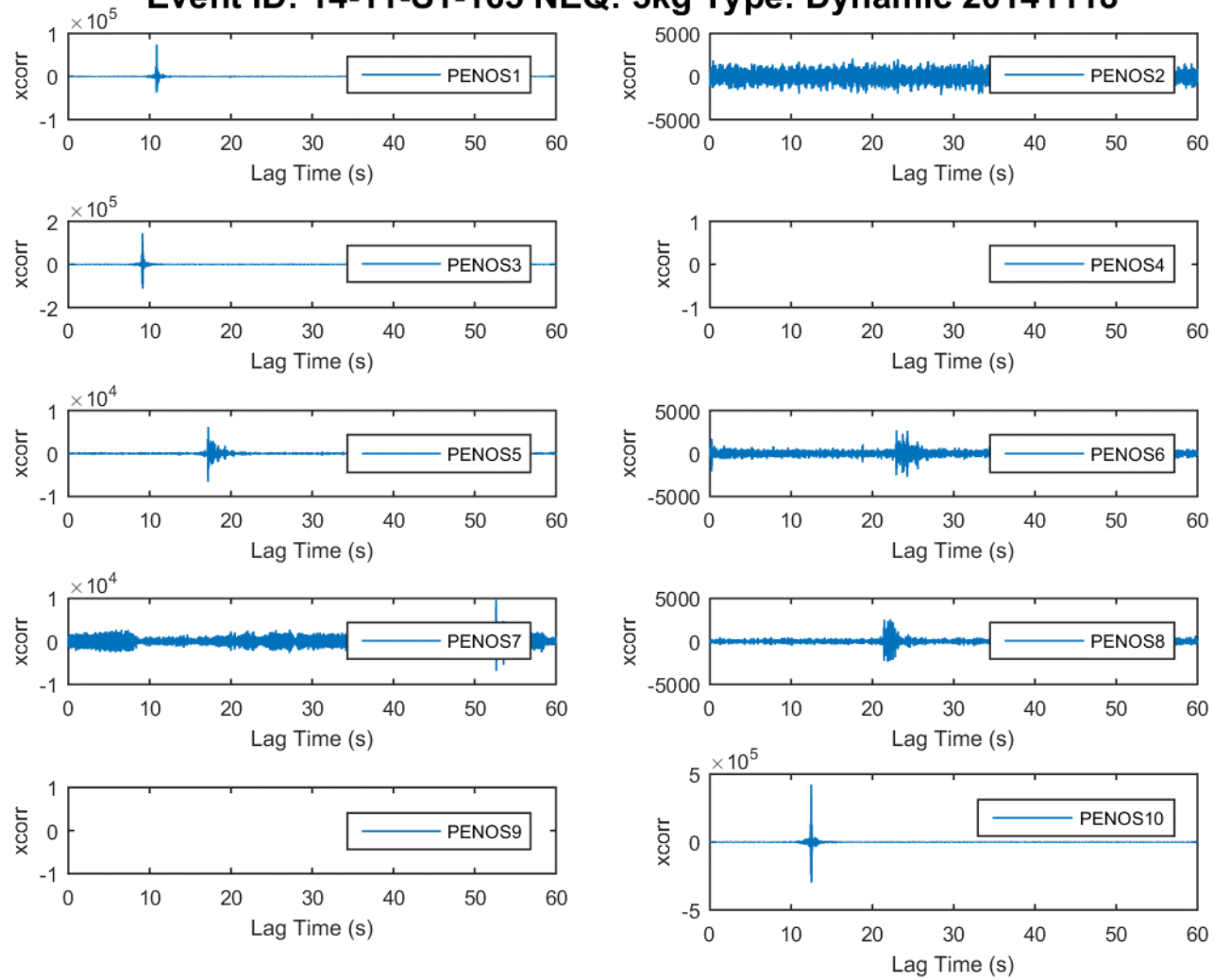


FIGURE 2.5: CROSS CORRELATION PEN_OS 1 - 10 14-11-S1-165

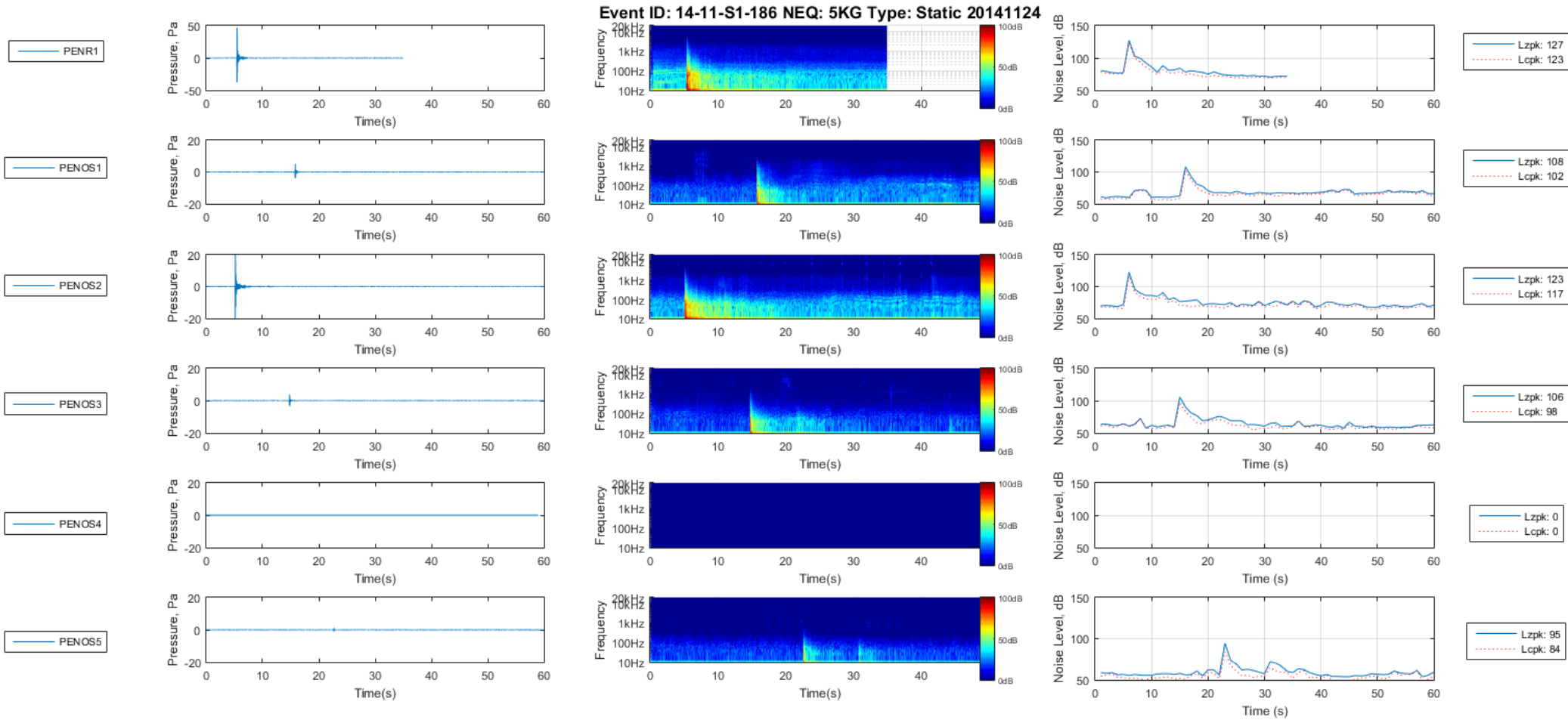


FIGURE 2.6: PEN_OS 1 - 5 14-11-S1-186

Event ID: 14-11-S1-186 NEQ: 5KG Type: Static 20141124 CTD

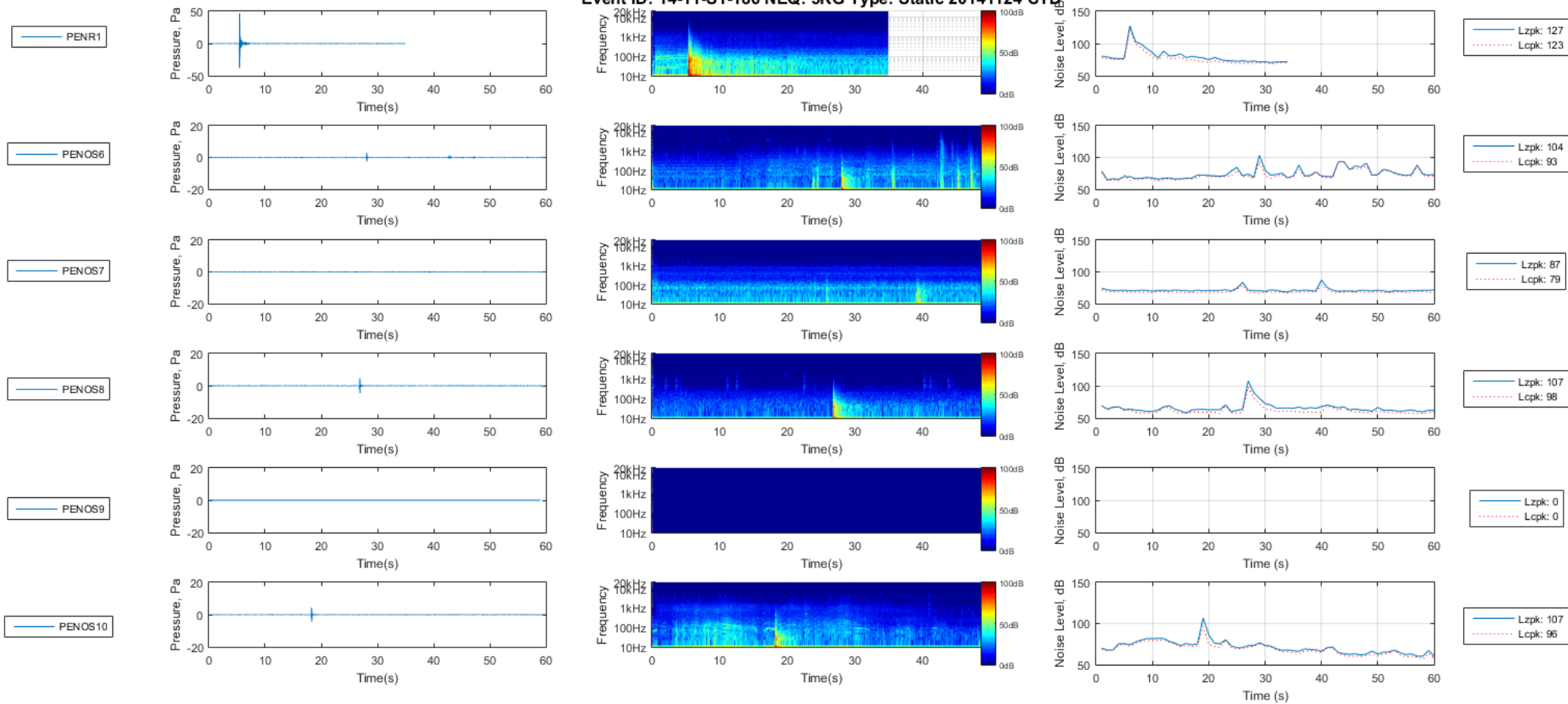


FIGURE 2.7: PEN_OS 6 - 10 14-11-S1-186

Event ID: 14-11-S1-186 NEQ: 5KG Type: Static 20141124

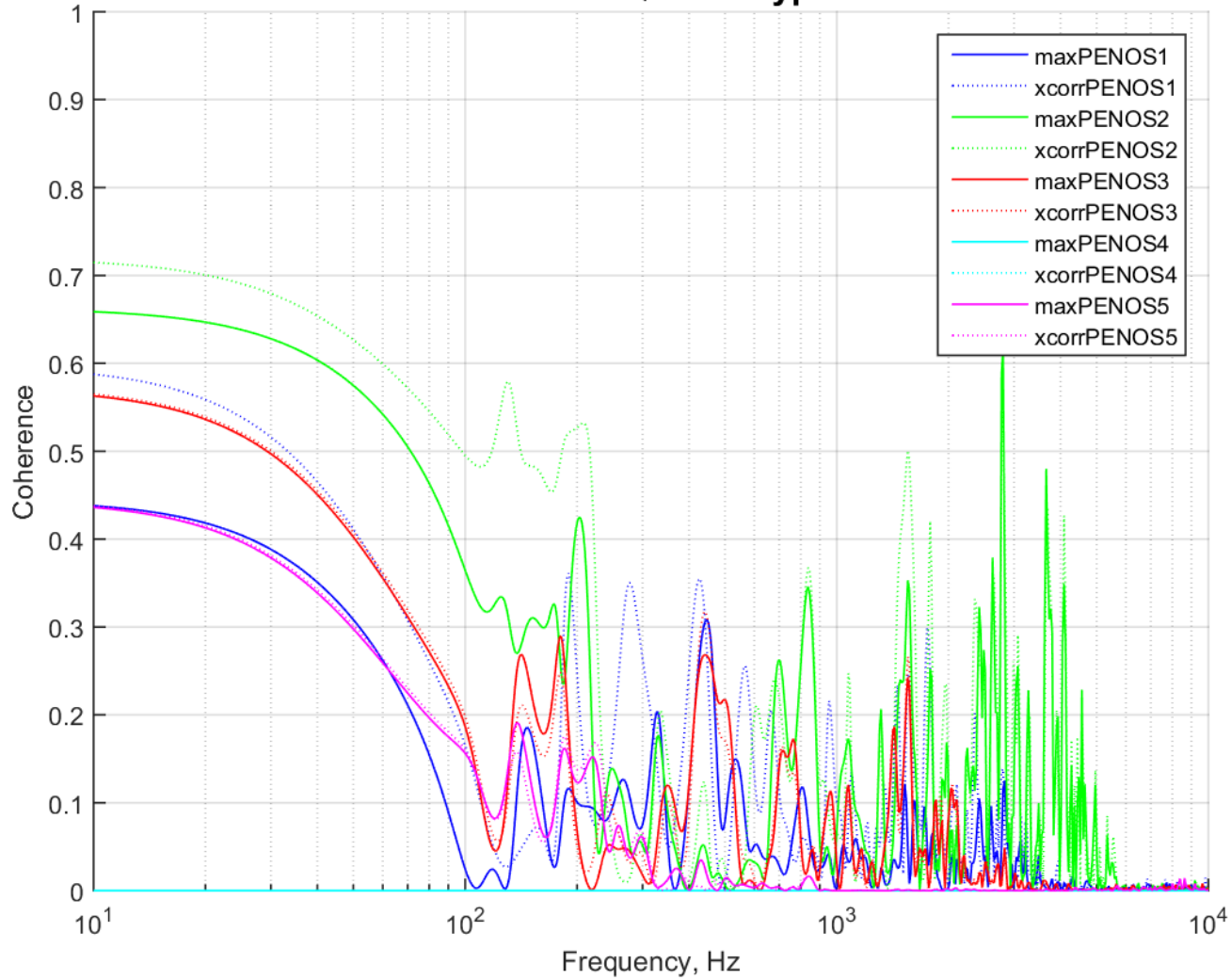


FIGURE 2.8: COHERENCE PEN_OS 1 - 5 14-11-S1-186

Event ID: 14-11-S1-186 NEQ: 5KG Type: Static 20141124

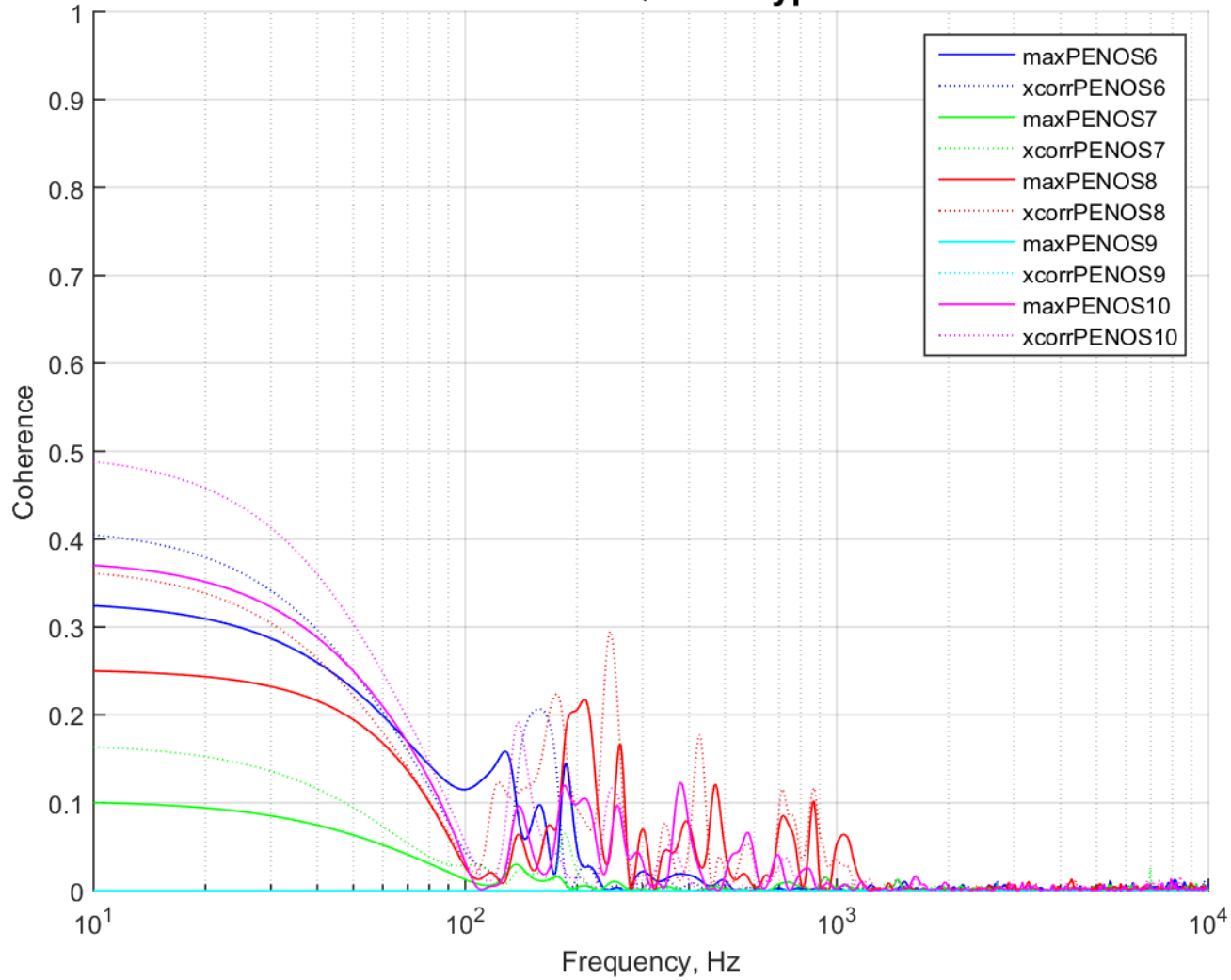


FIGURE 2.9: COHERENCE PEN_OS 6 - 10 14-11-S1-186CTD

Event ID: 14-11-S1-186 NEQ: 5KG Type: Static 20141124

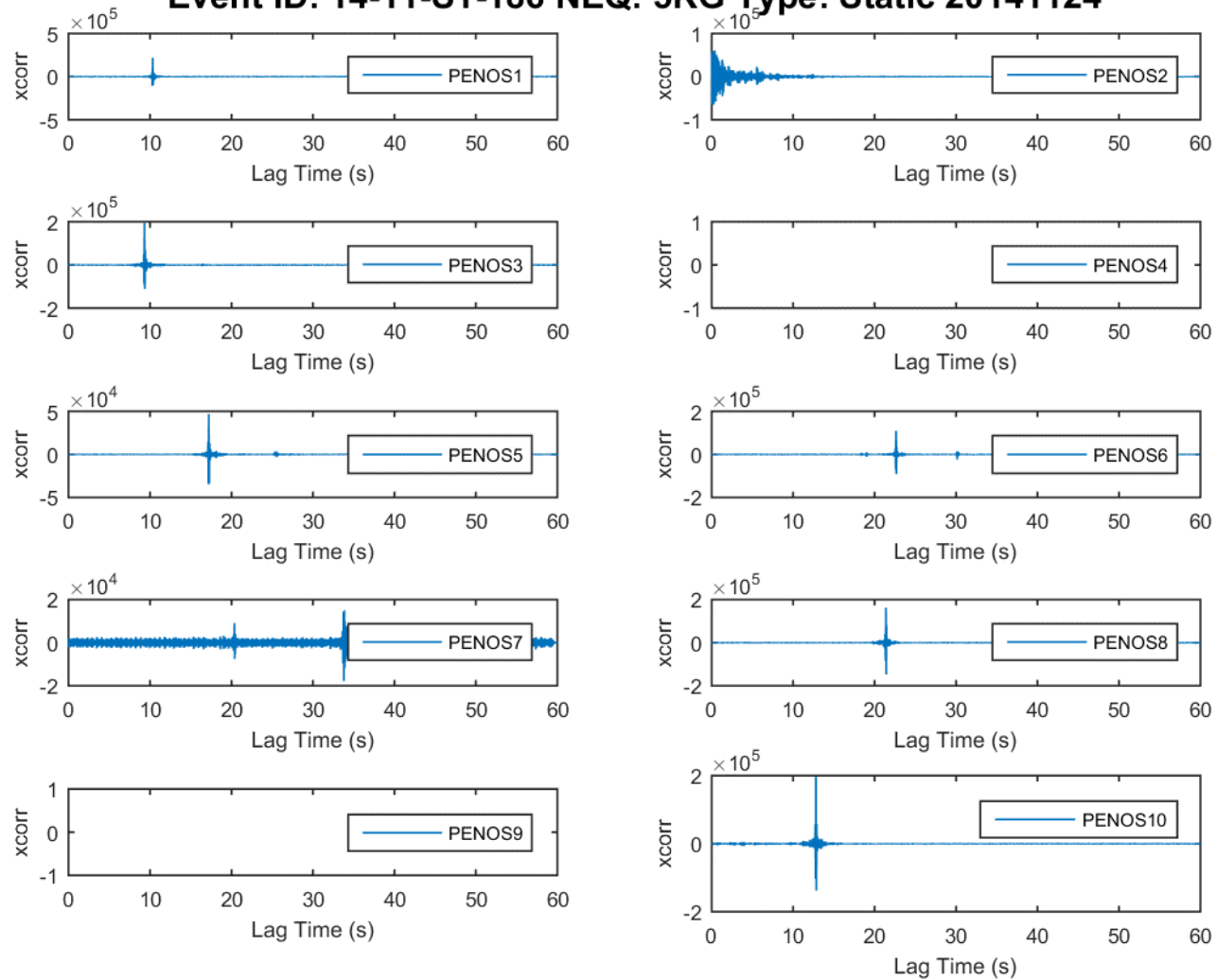


FIGURE 2.10: CROSS CORRELATION PEN_OS 1 - 10 14-11-S1-186

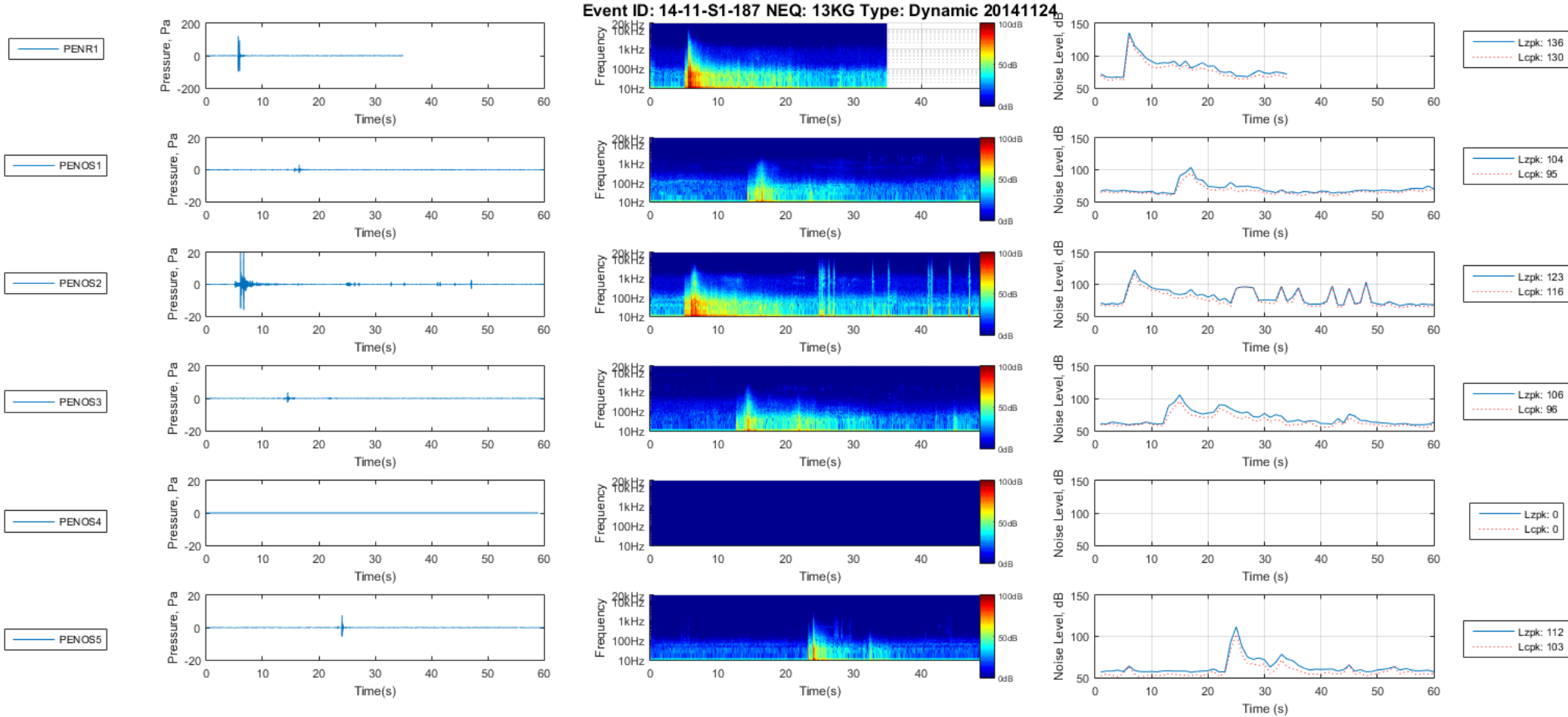


FIGURE 2.11: PEN_OS 1 - 5 14-11-S1-187

Event ID: 14-11-S1-187 NEQ: 13KG Type: Dynamic 20141124 CTD

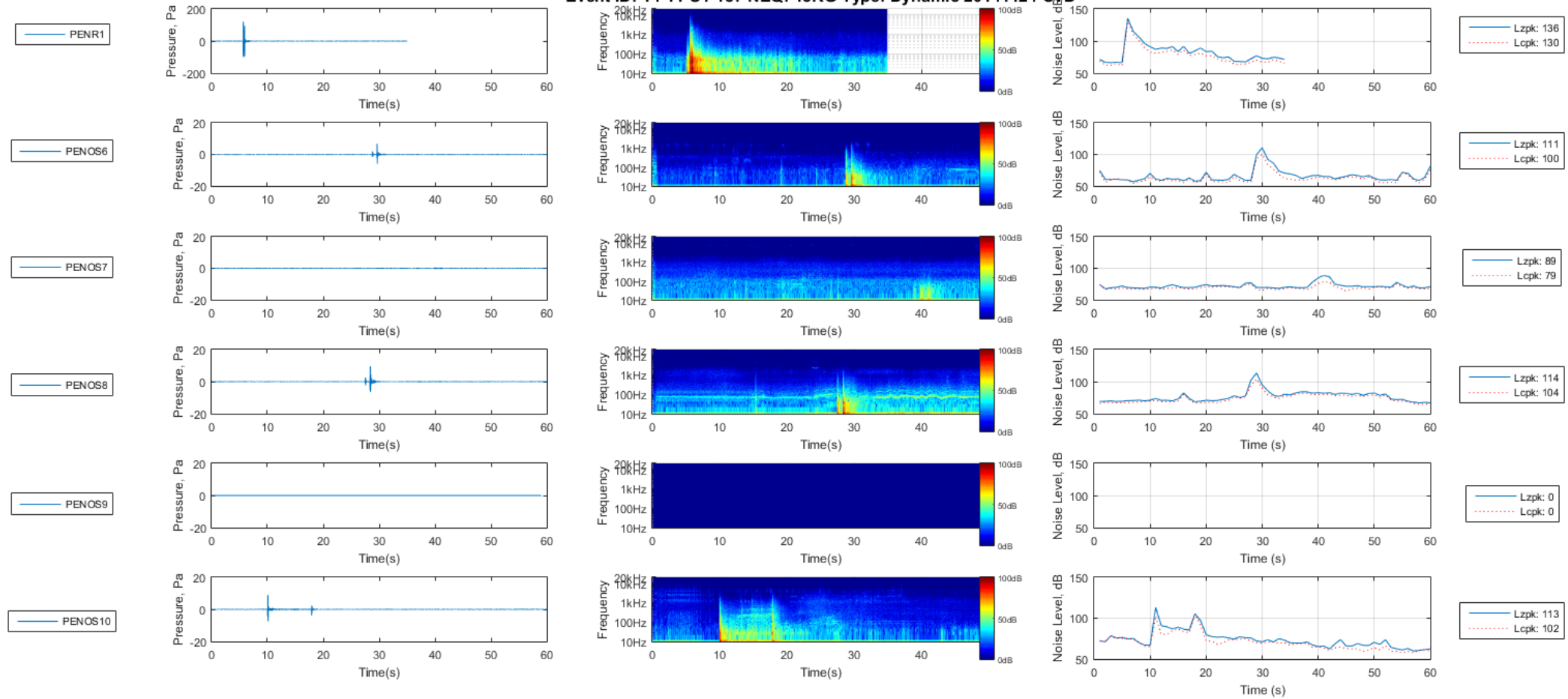


FIGURE 2.12: PEN_OS 6 - 10 14-11-S1-187

Event ID: 14-11-S1-187 NEQ: 13KG Type: Dynamic 20141124

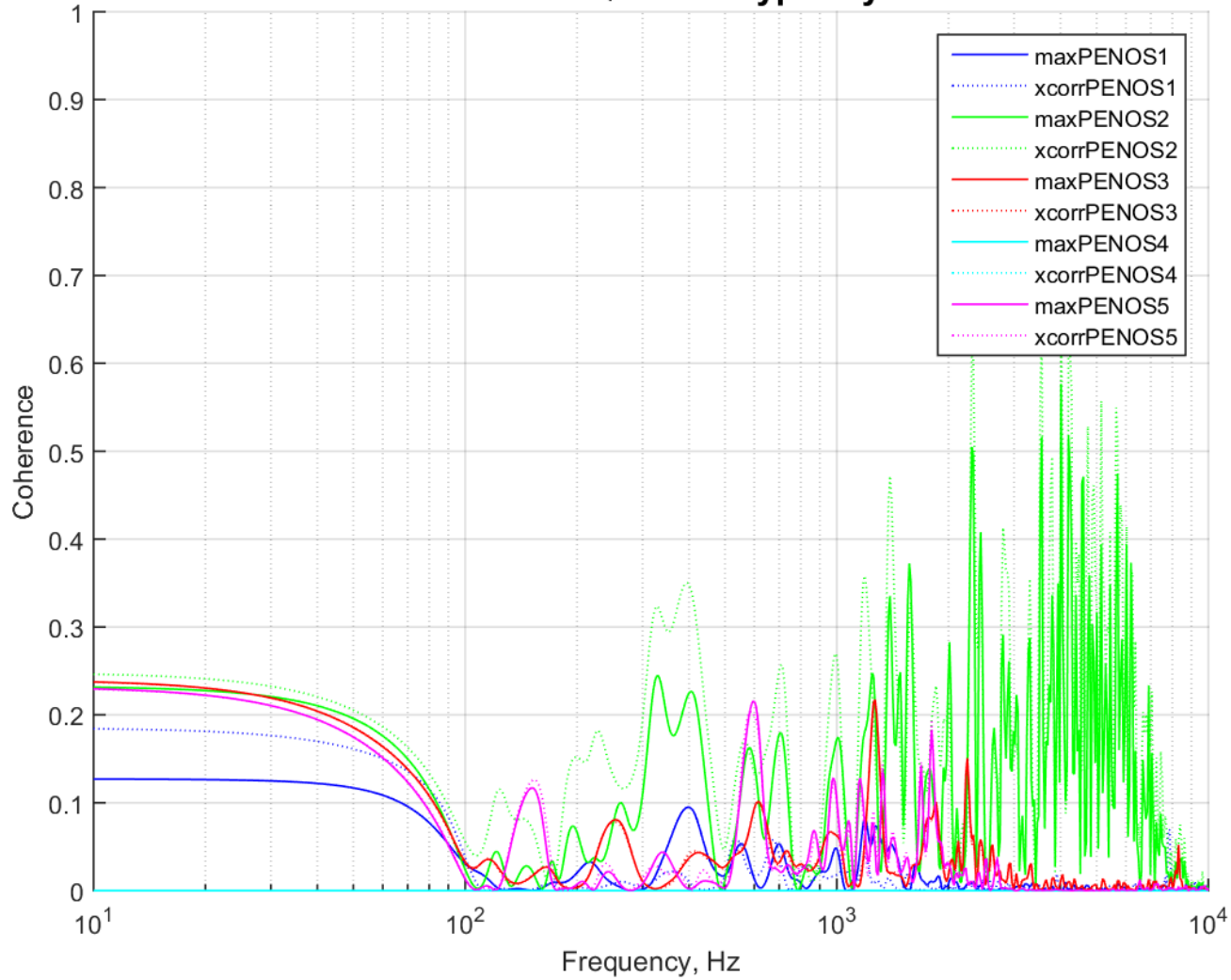


FIGURE 2.13: COHERENCE PEN_OS 1 - 5 14-11-S1-187

Event ID: 14-11-S1-187 NEQ: 13KG Type: Dynamic 20141124

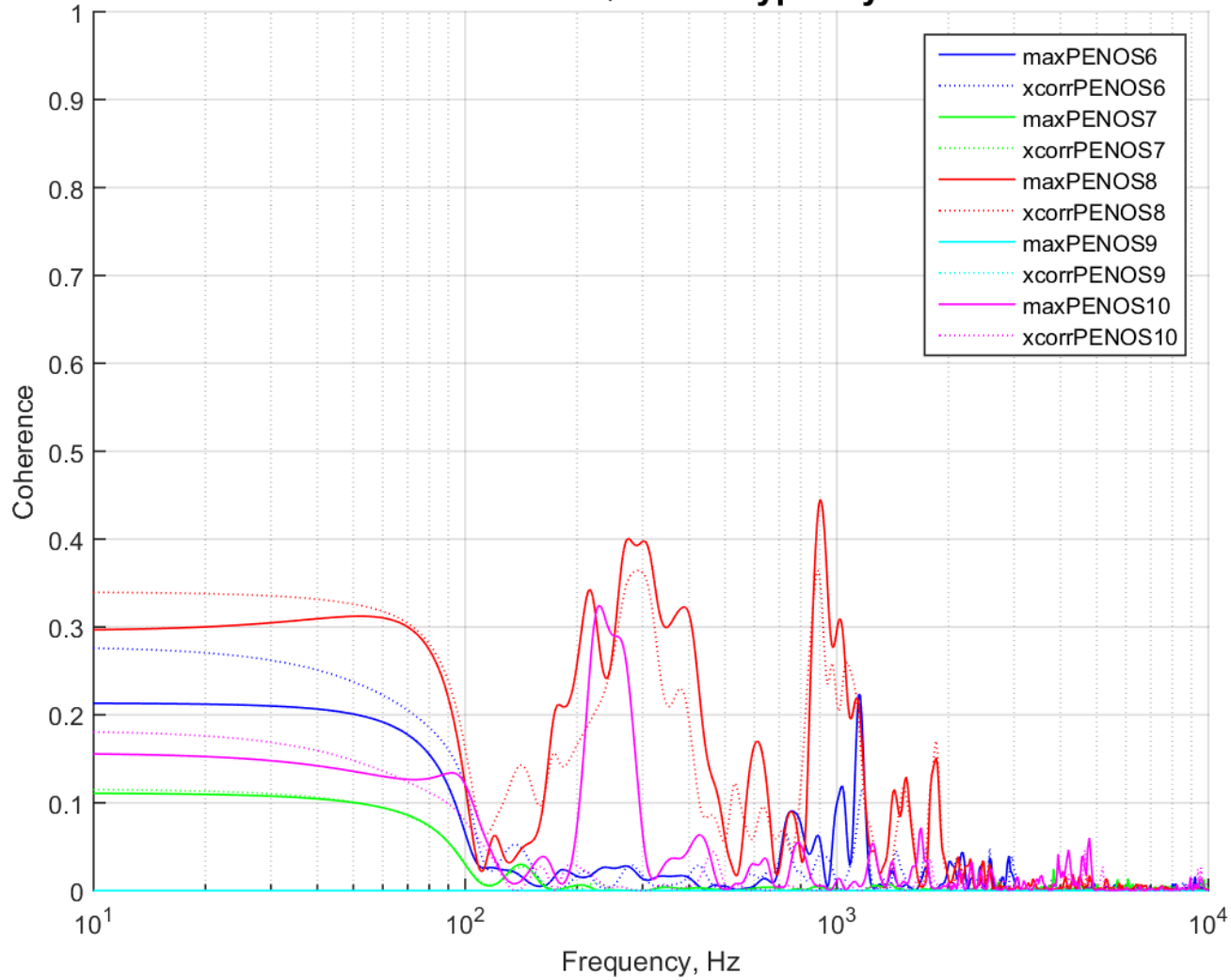


FIGURE 2.14: COHERENCE PEN_OS 6 - 10 14-11-S1-187CTD

Event ID: 14-11-S1-187 NEQ: 13KG Type: Dynamic 20141124

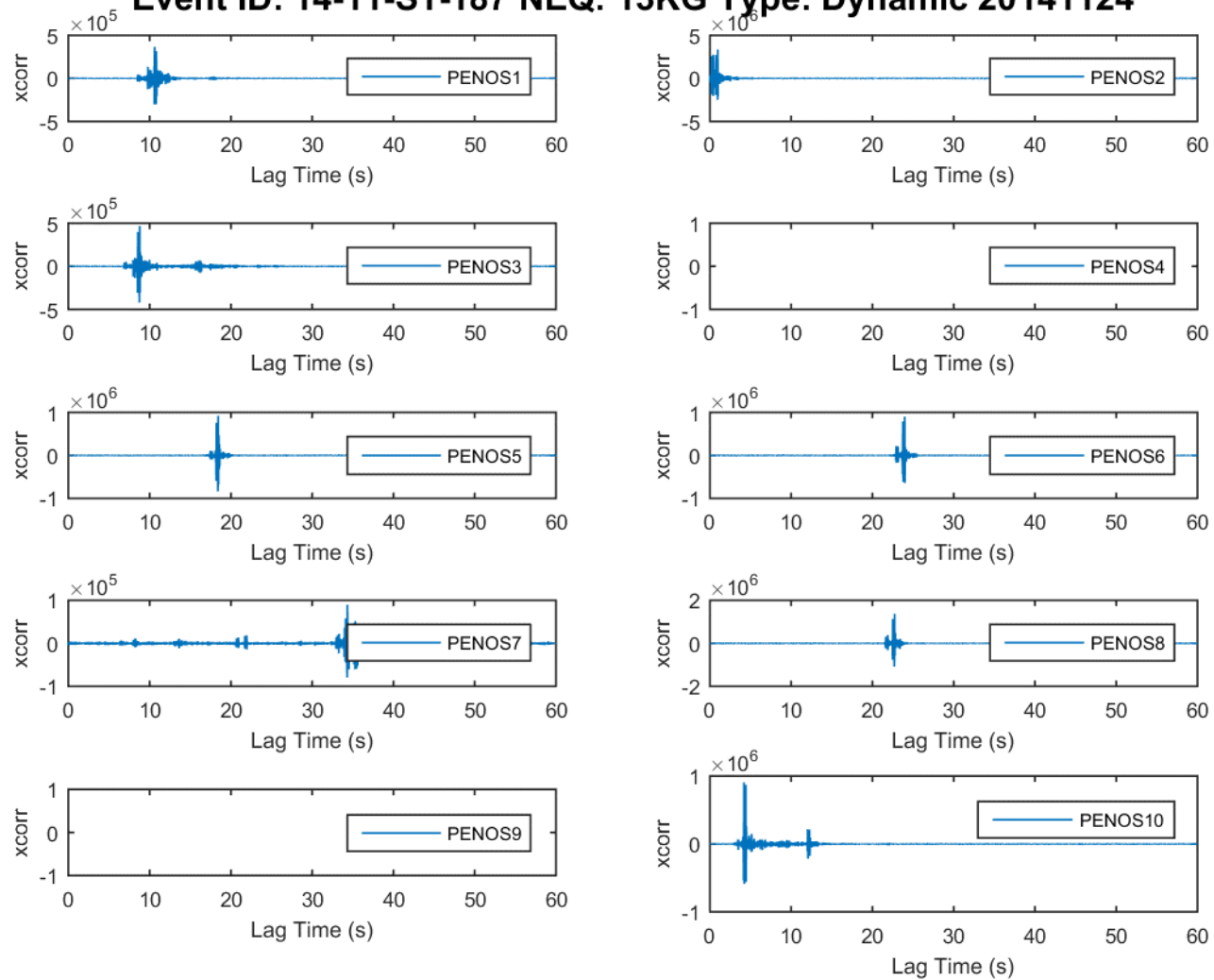


FIGURE 2.15: CROSS CORRELATION PEN_OS 1 - 10 14-11-S1-187

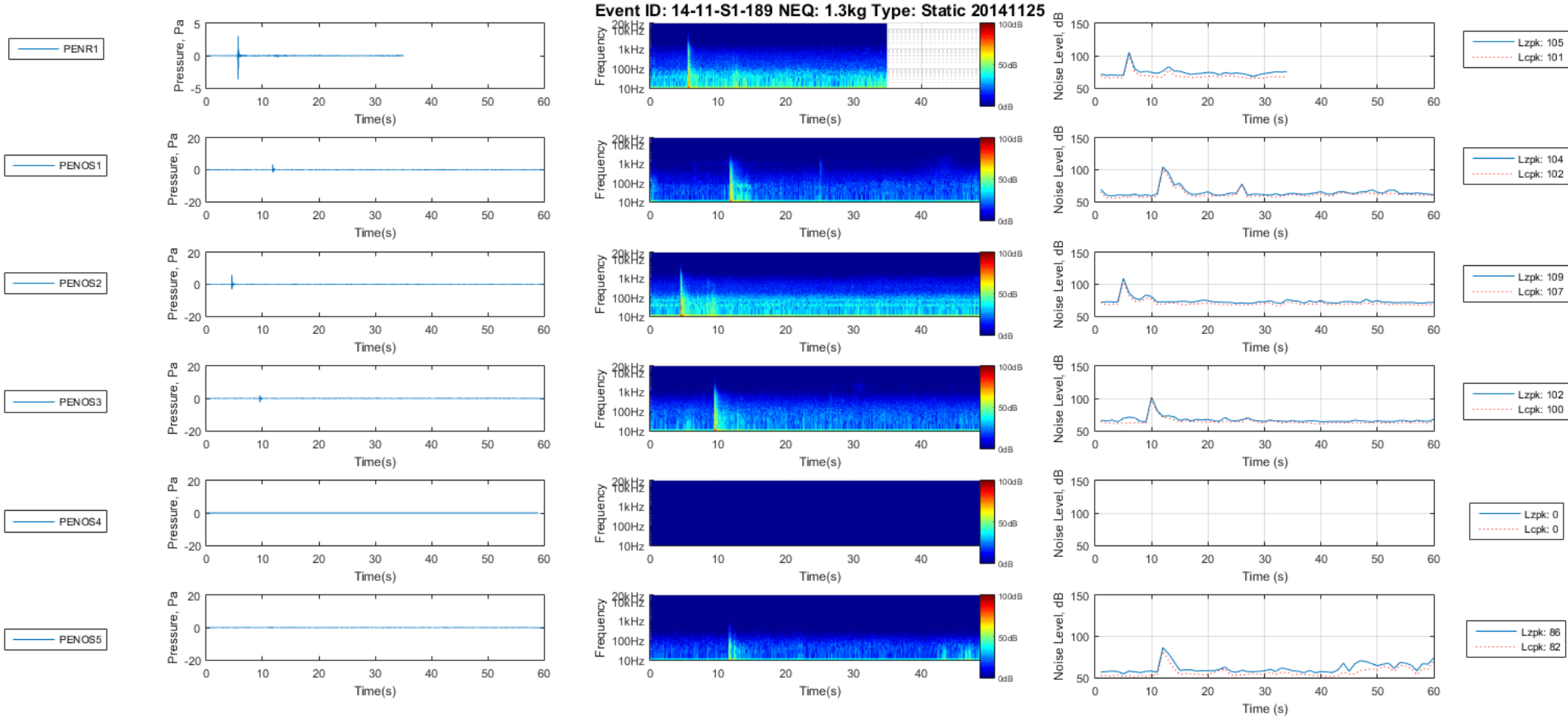


FIGURE 2.16: PEN_OS 1 - 5 14-11-S1-189

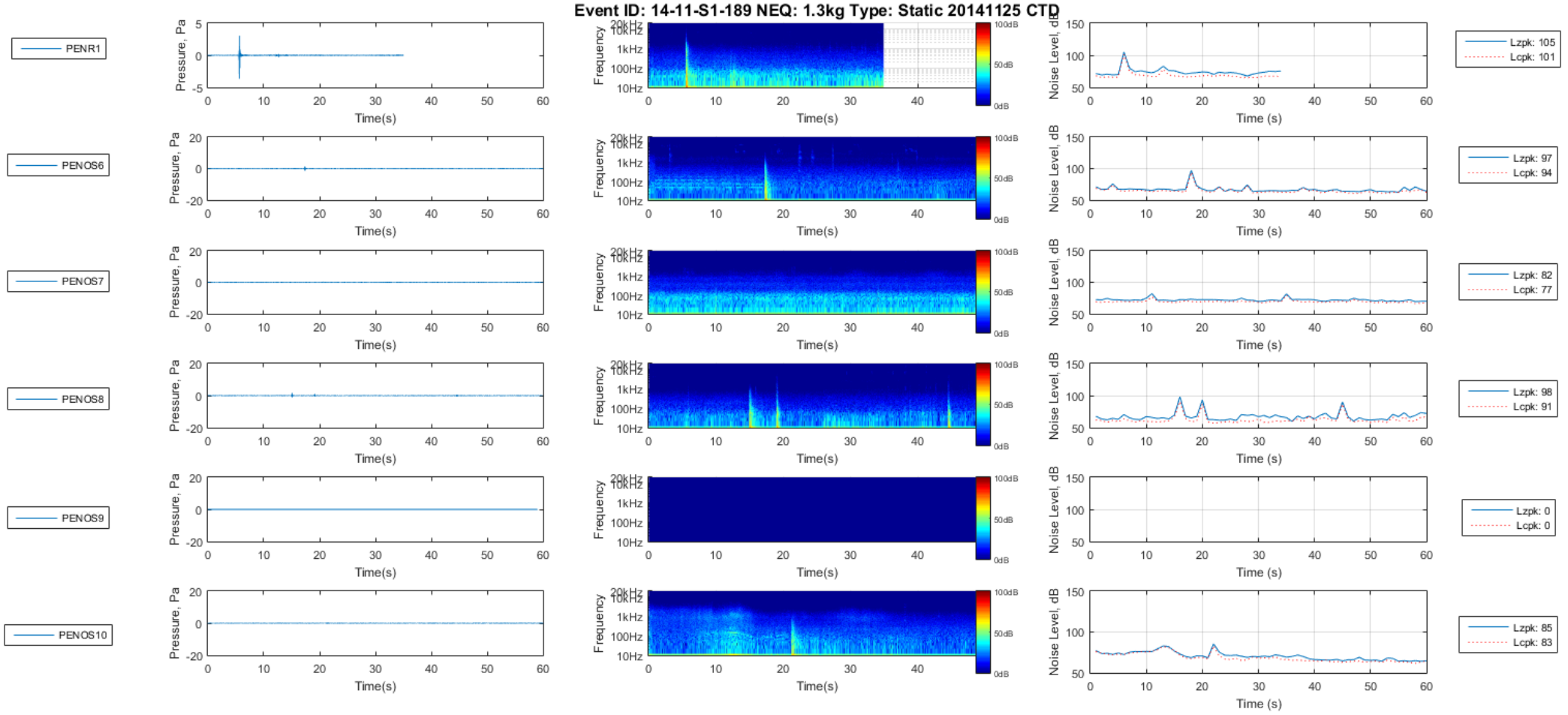


FIGURE 2.17: PEN_OS 6 - 10 14-11-S1-189

Event ID: 14-11-S1-189 NEQ: 1.3kg Type: Static 20141125

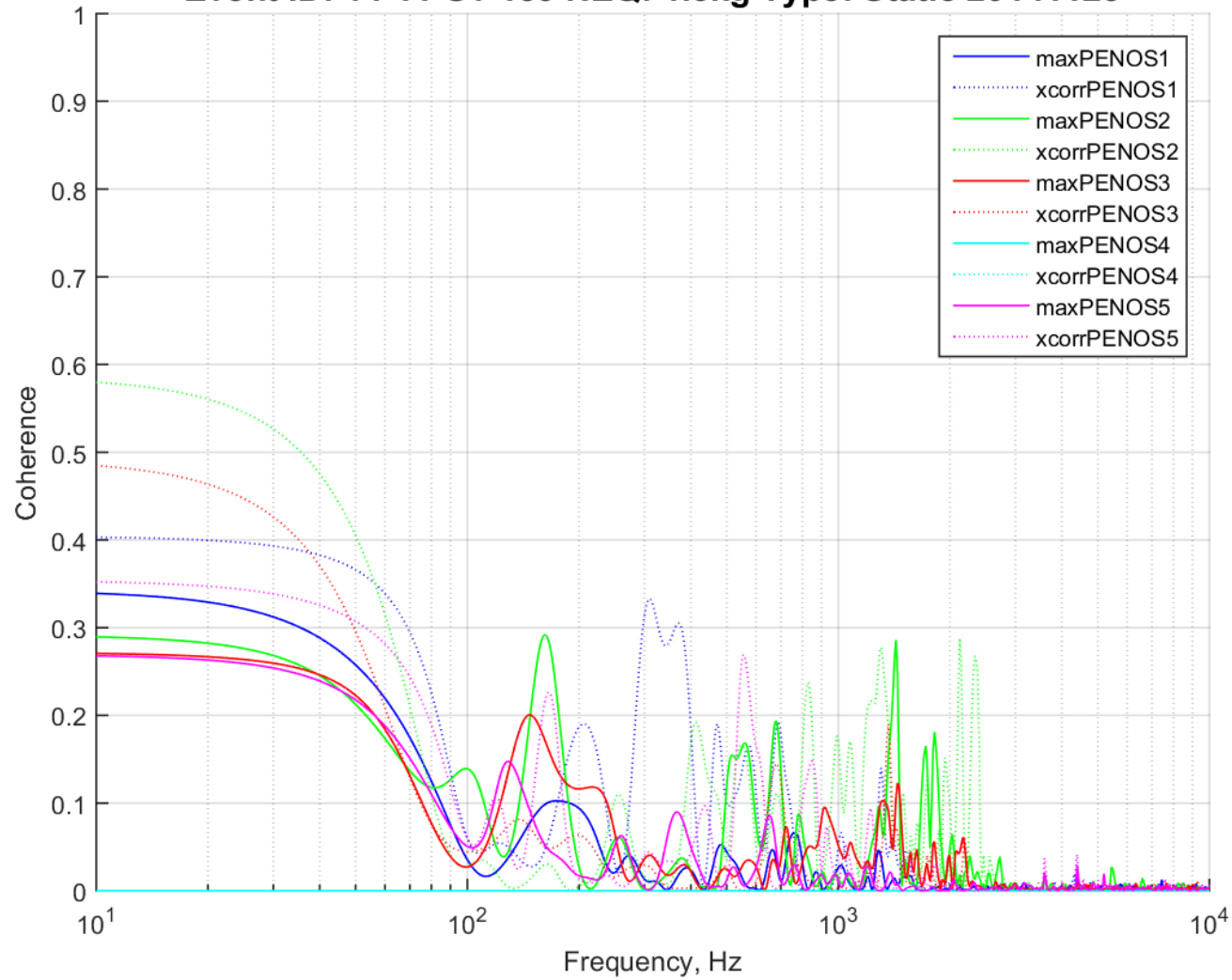


FIGURE 2.18: COHERENCE PEN_OS 1 - 5 14-11-S1-189

Event ID: 14-11-S1-189 NEQ: 1.3kg Type: Static 20141125

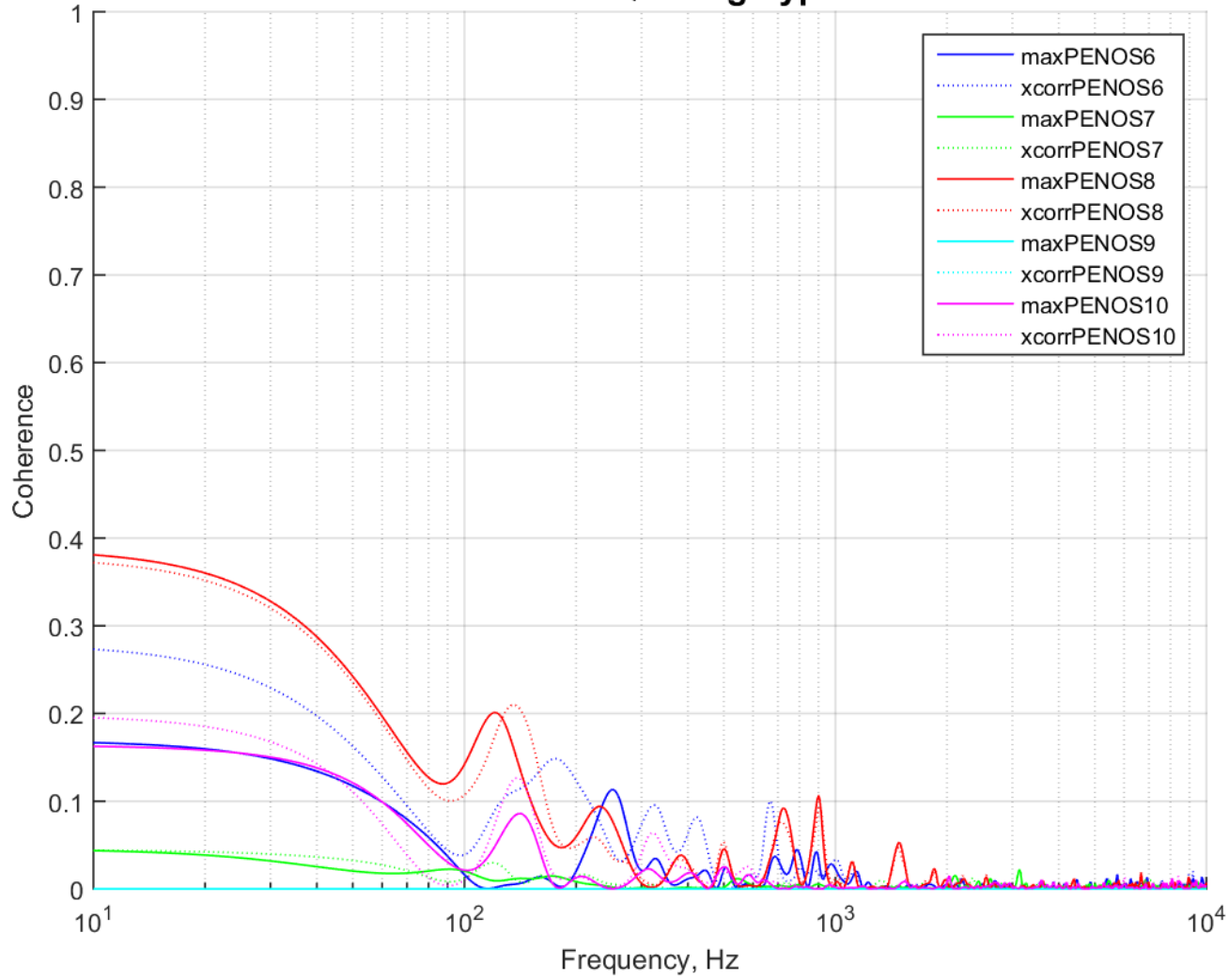


FIGURE 2.19: COHERENCE PEN_OS 6 - 10 14-11-S1-189CTD

Event ID: 14-11-S1-189 NEQ: 1.3kg Type: Static 20141125

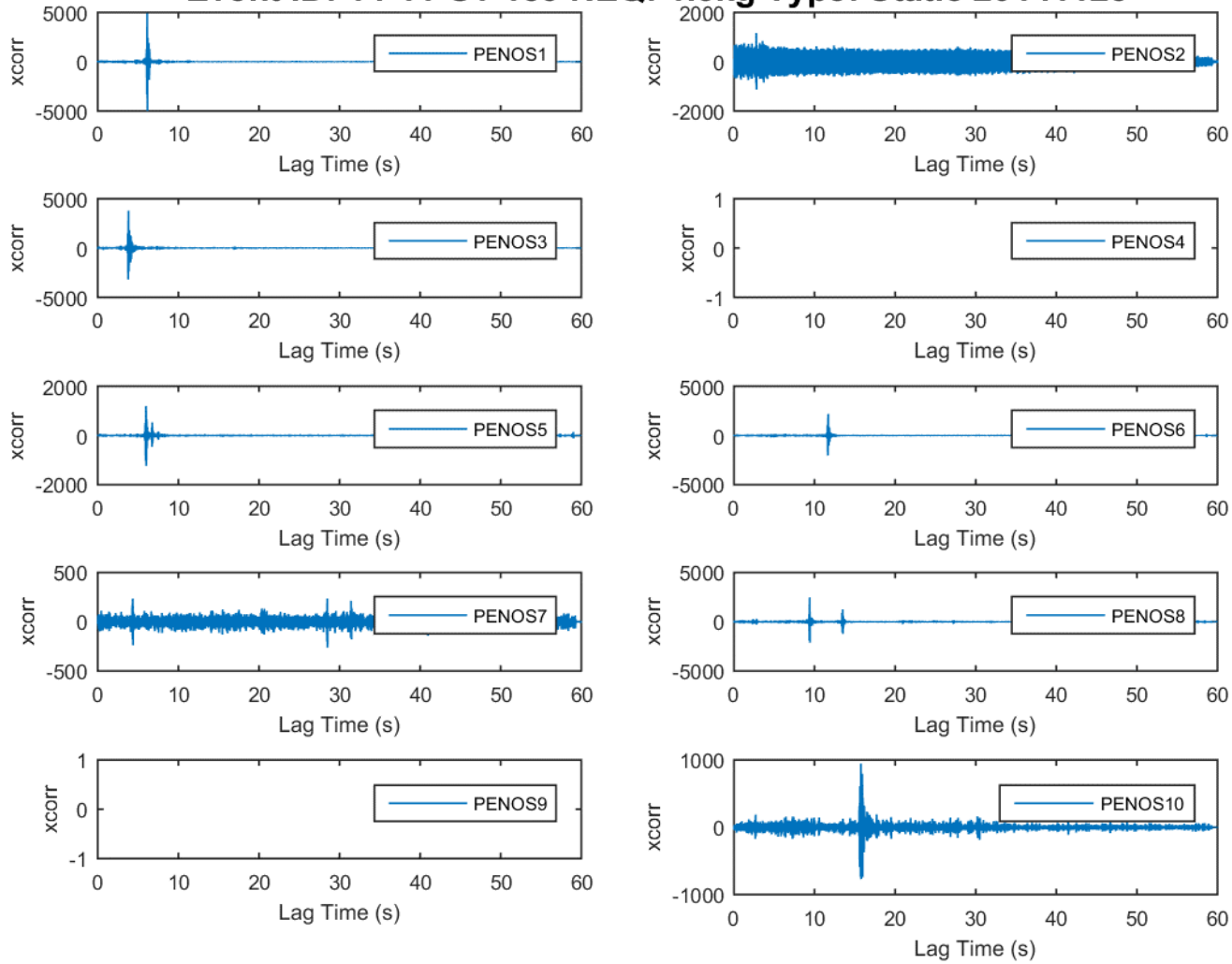


FIGURE 2.20: CROSS CORRELATION PEN_OS 1 - 10 14-11-S1-189

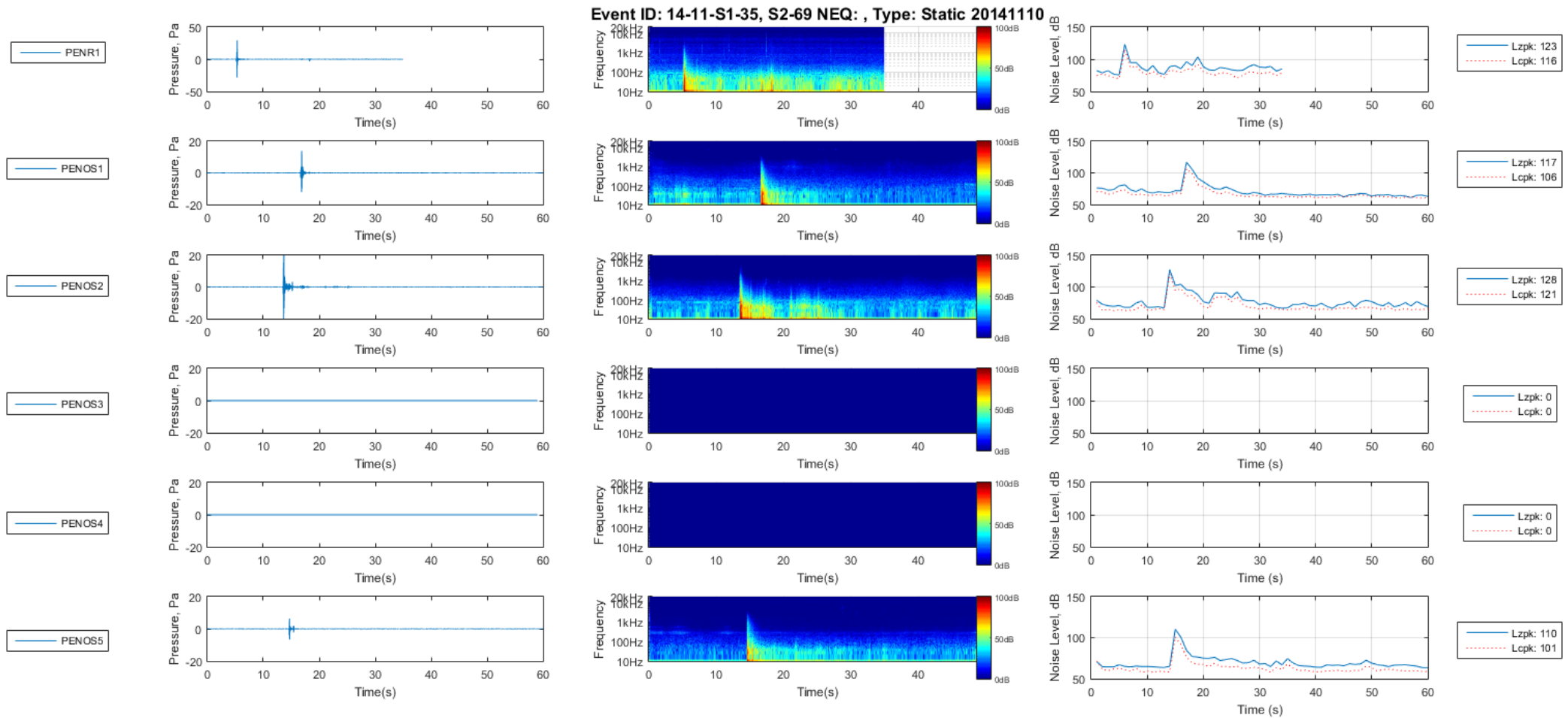


FIGURE 2.21: PEN_OS 1 - 5 14-11-S1-35, S2-69

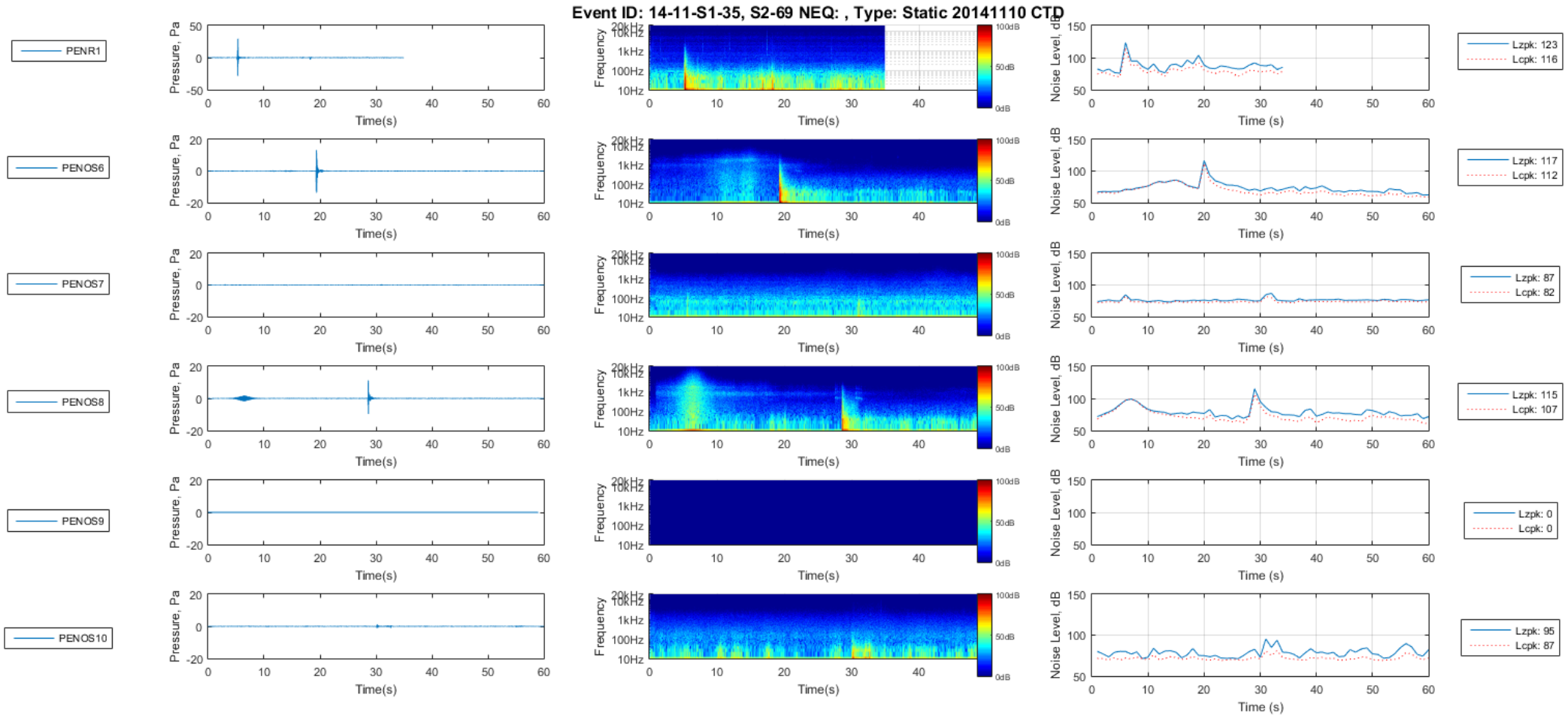


FIGURE 2.22: PEN_OS 6 - 10 14-11-S1-35, S2-69

Event ID: 14-11-S1-35, S2-69 NEQ: , Type: Static 20141110

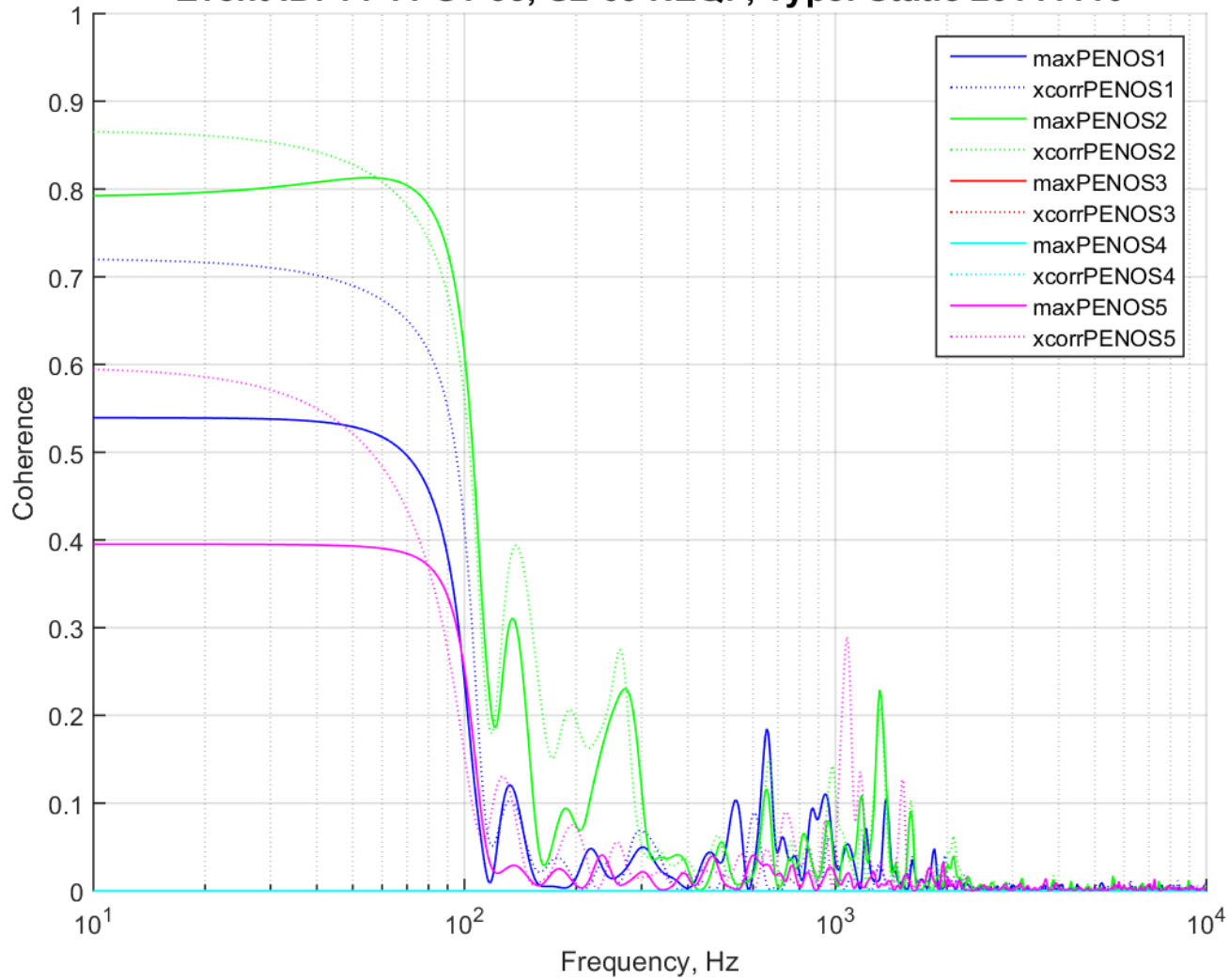


FIGURE 2.23: COHERENCE PEN_OS 1 - 5 14-11-S1-35, S2-69

Event ID: 14-11-S1-35, S2-69 NEQ: , Type: Static 20141110

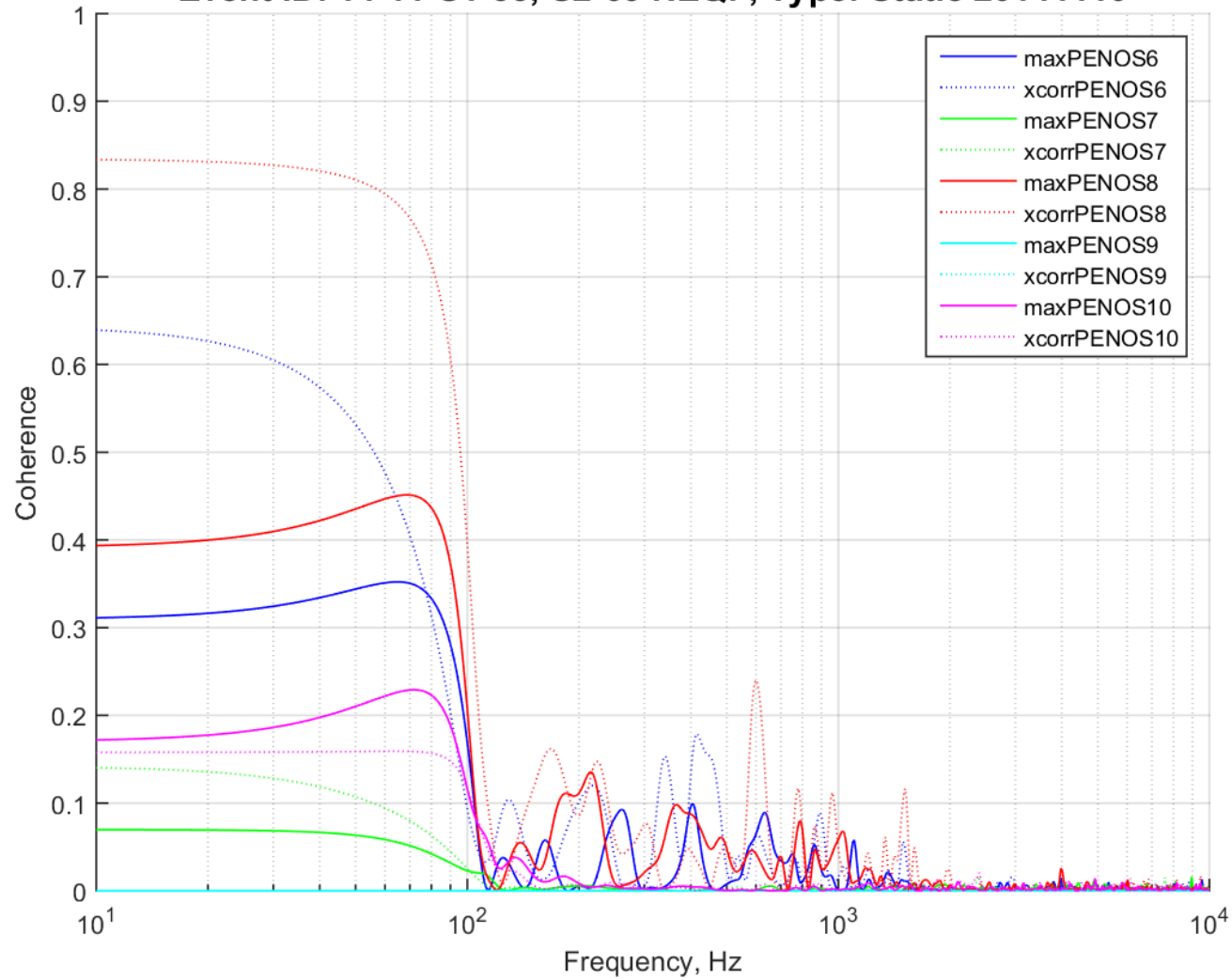


FIGURE 2.24: COHERENCE PEN_OS 6 - 10 14-11-S1-35, S2-69CTD

Event ID: 14-11-S1-35, S2-69 NEQ: , Type: Static 20141110

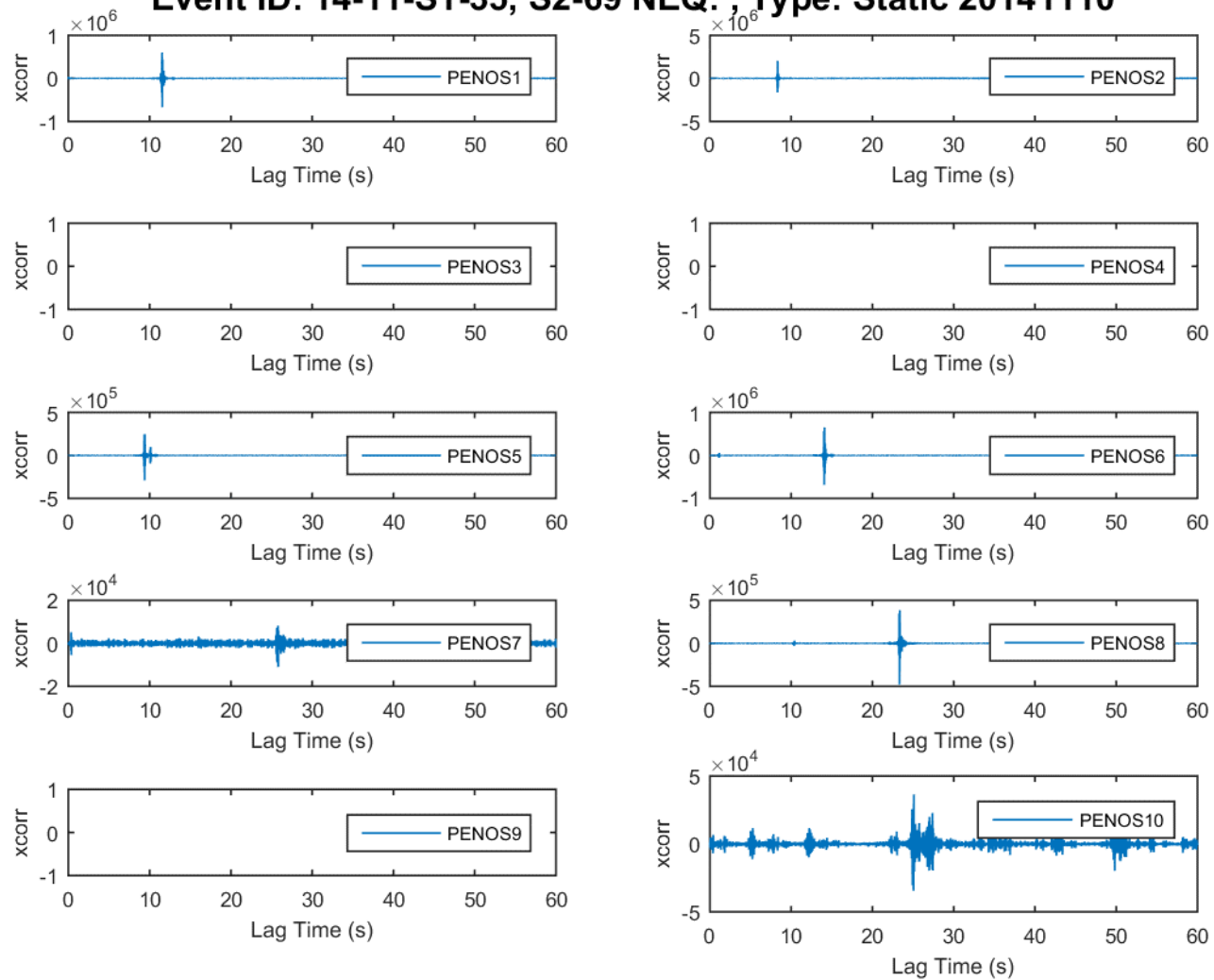


FIGURE 2.25: CROSS CORRELATION PEN_OS 1 - 10 14-11-S1-35, S2-69

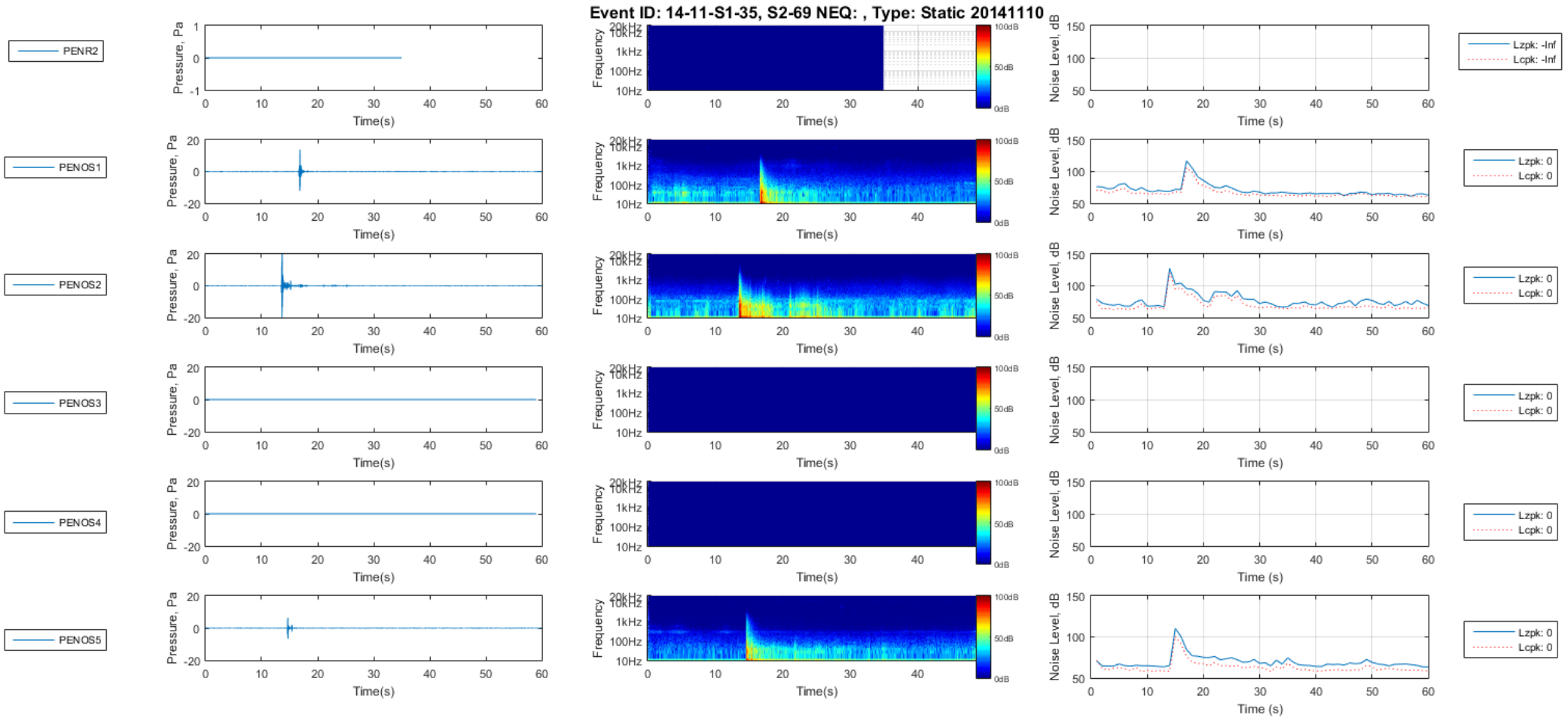


FIGURE 2.26: PEN_OS 1 - 5 14-11-S1-35, S2-69

Event ID: 14-11-S1-35, S2-69 NEQ: , Type: Static 20141110 CTD

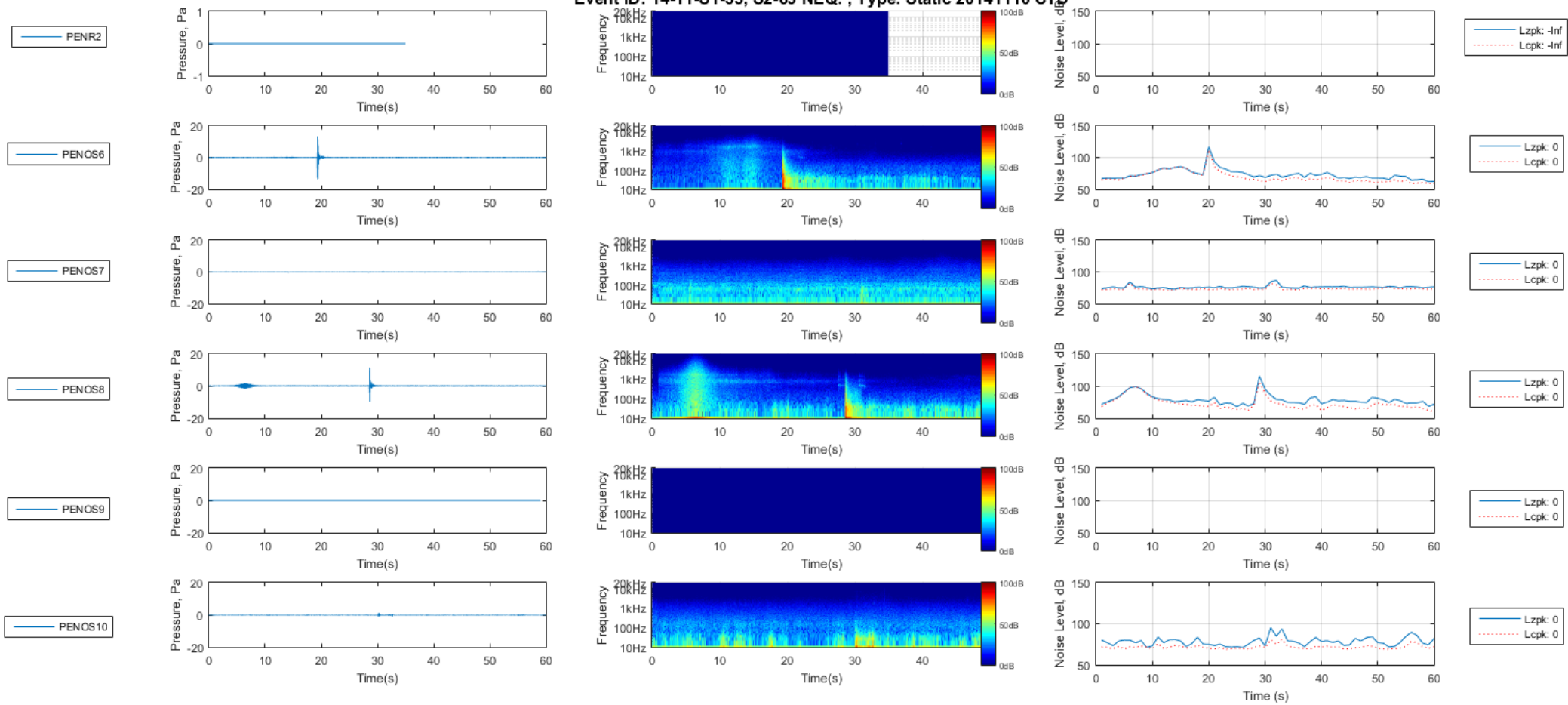


FIGURE 2.27: PEN_OS 6 - 10 14-11-S1-35, S2-69

Event ID: 14-11-S1-35, S2-69 NEQ: , Type: Static 20141110

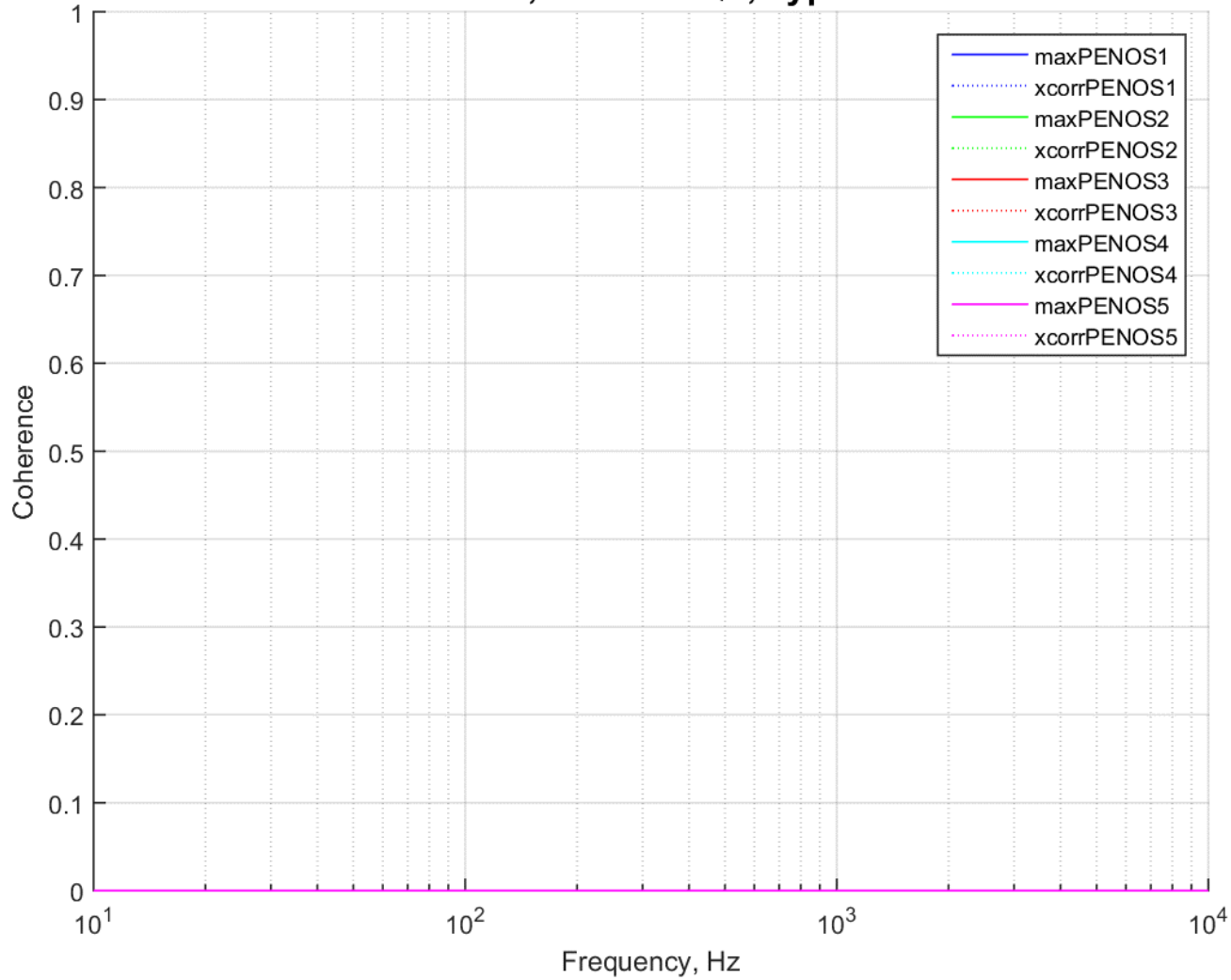


FIGURE 2.28: COHERENCE PEN_OS 1 - 5 14-11-S1-35, S2-69

Event ID: 14-11-S1-35, S2-69 NEQ: , Type: Static 20141110

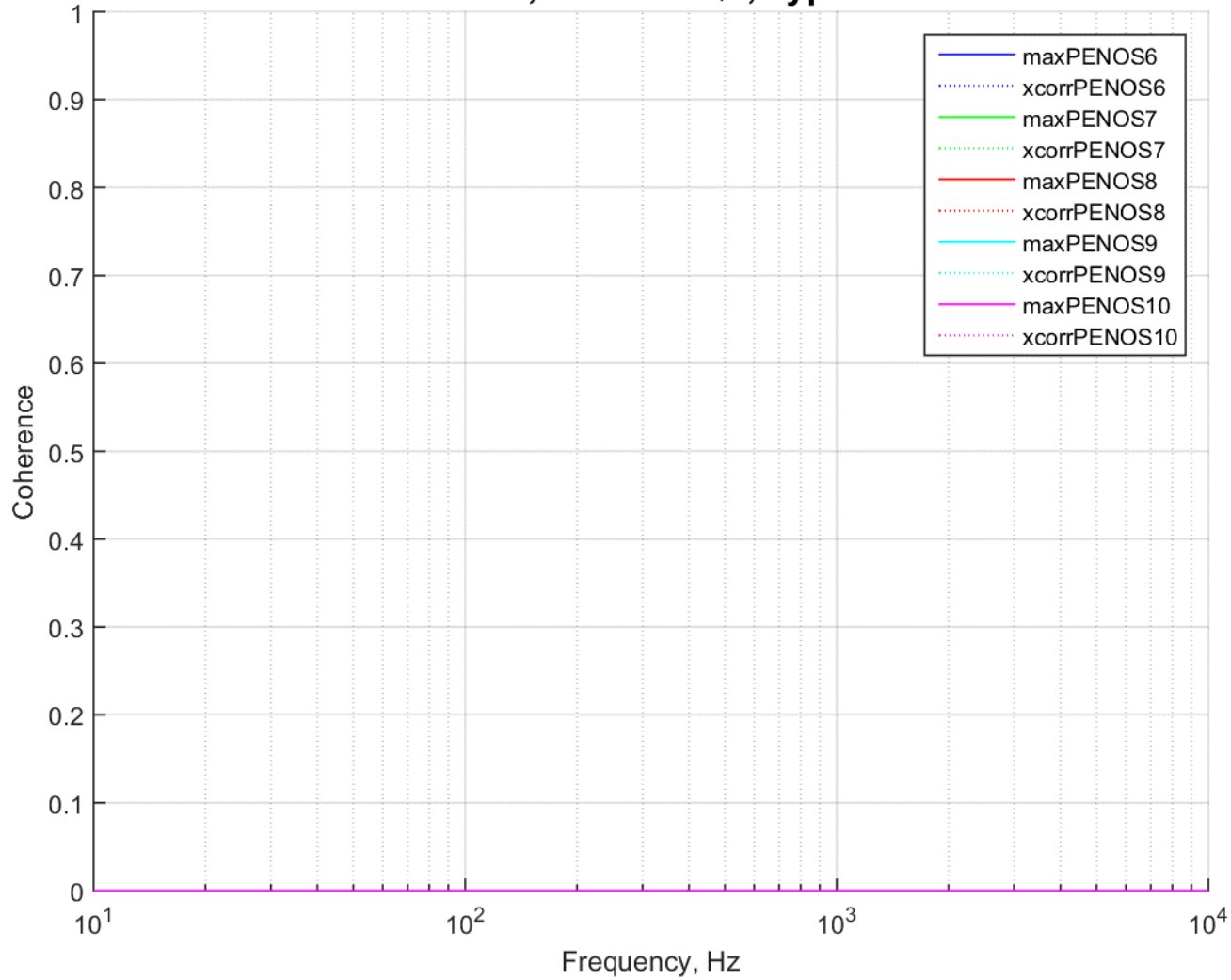


FIGURE 2.29: COHERENCE PEN_OS 6 - 10 14-11-S1-35, S2-69CTD

Event ID: 14-11-S1-35, S2-69 NEQ: , Type: Static 20141110

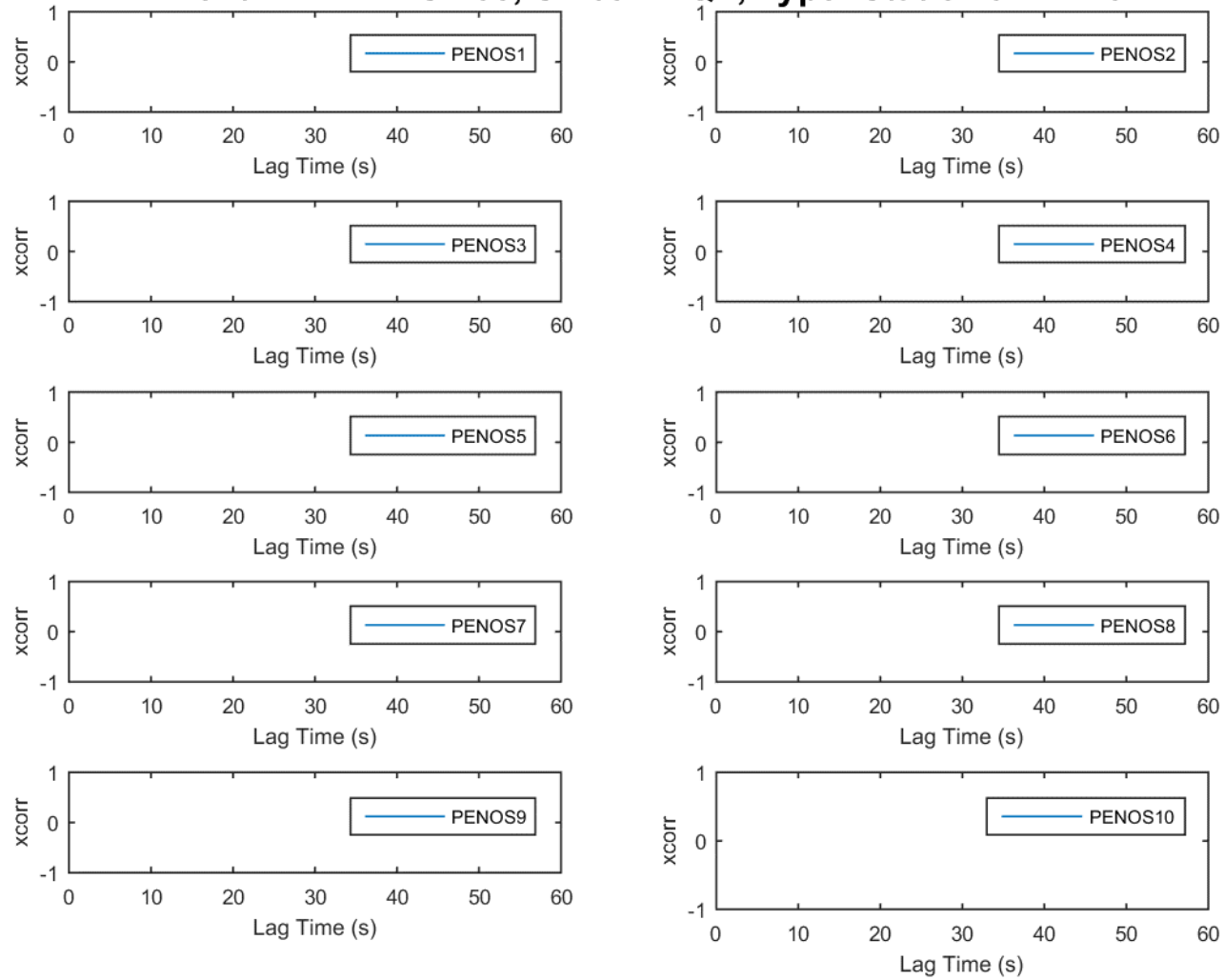


FIGURE 2.30: CROSS CORRELATION PEN_OS 1 - 10 14-11-S1-35, S2-69

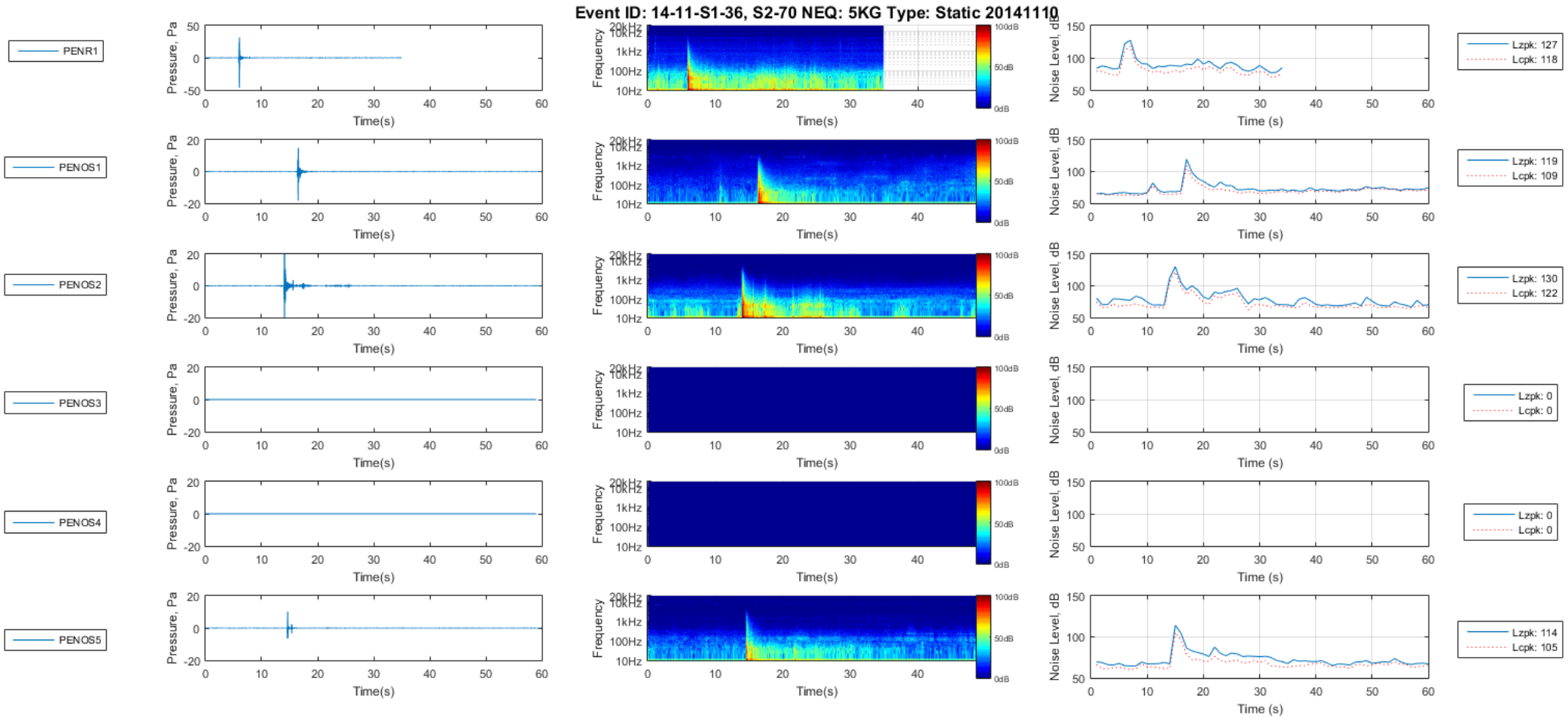


FIGURE 2.31: PEN_OS 1 - 5 14-11-S1-36, S2-70

Event ID: 14-11-S1-36, S2-70 NEQ: 5KG Type: Static 20141110 CTD

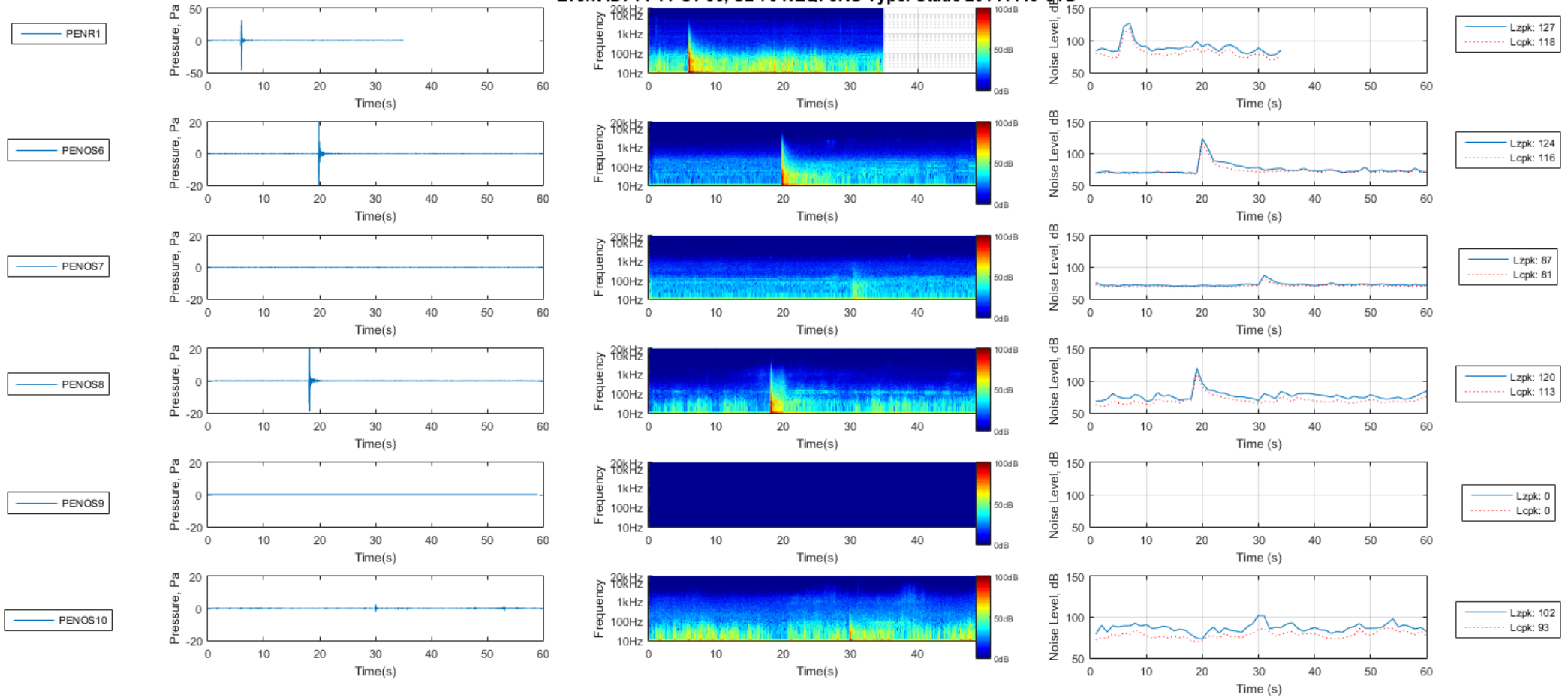


FIGURE 2.32: PEN_OS 6 - 10 14-11-S1-36, S2-70

Event ID: 14-11-S1-36, S2-70 NEQ: 5KG Type: Static 20141110

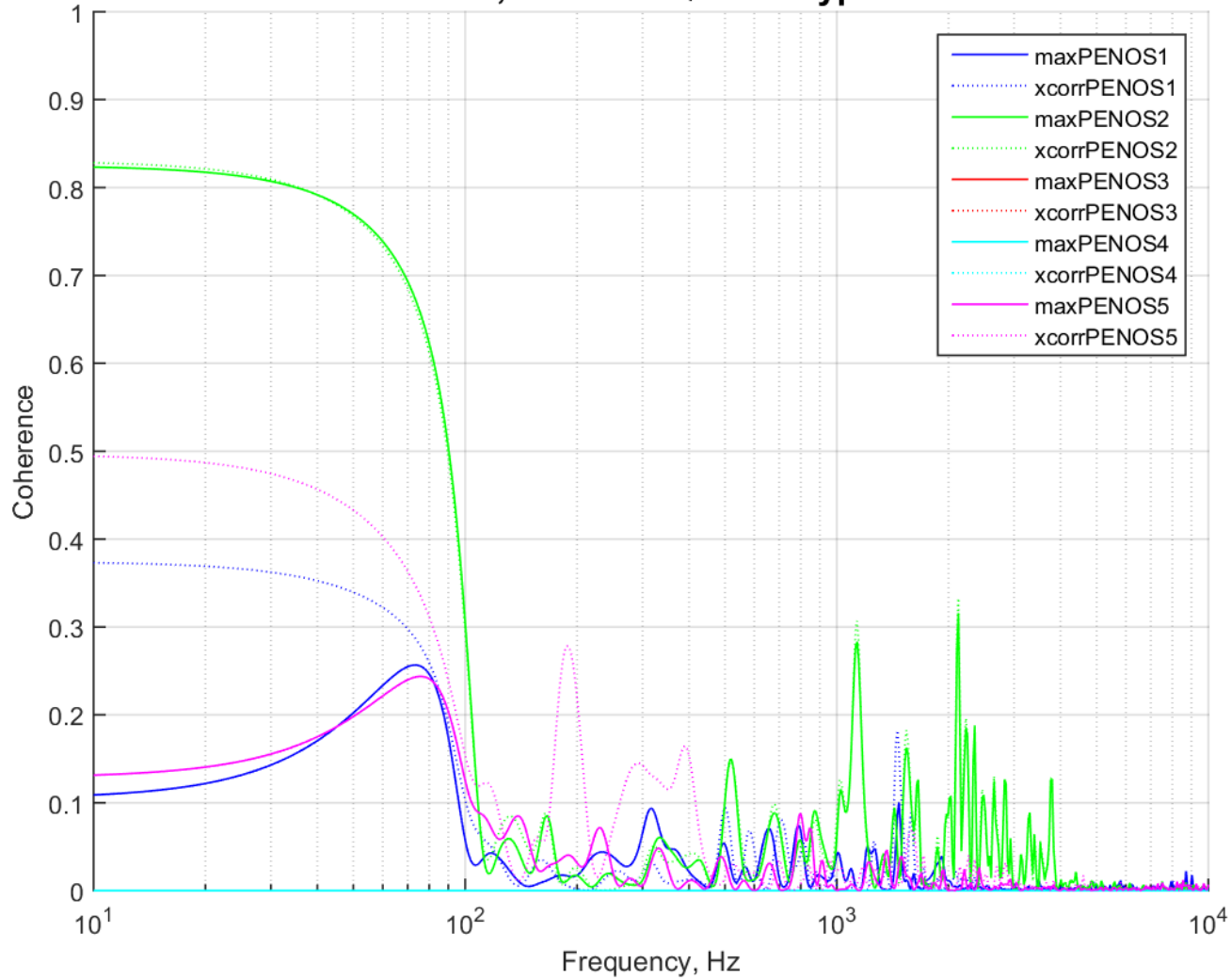


FIGURE 2.33: COHERENCE PEN_OS 1 - 5 14-11-S1-36, S2-70

Event ID: 14-11-S1-36, S2-70 NEQ: 5KG Type: Static 20141110

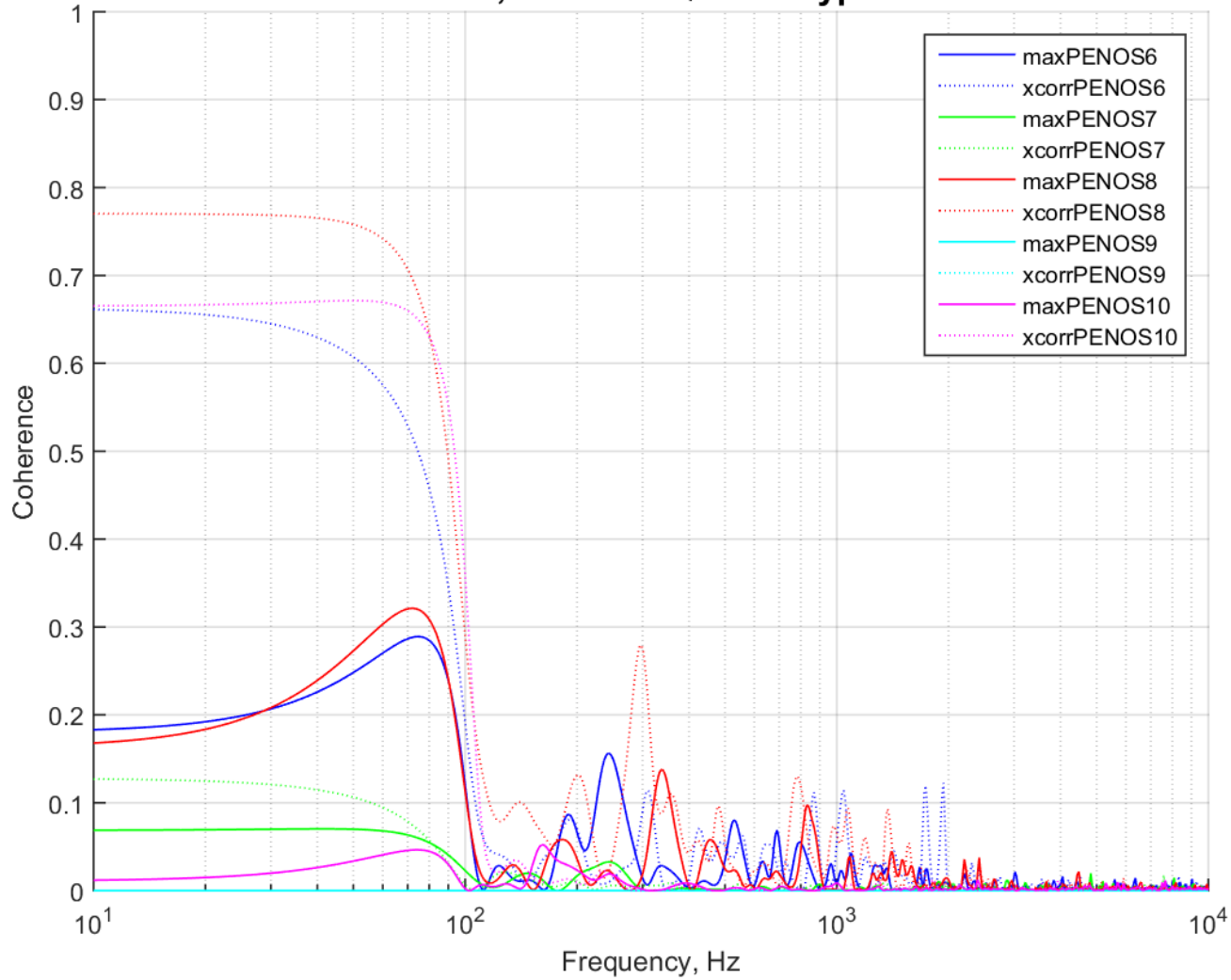


FIGURE 2.34: COHERENCE PEN_OS 6 - 10 14-11-S1-36, S2-70CTD

Event ID: 14-11-S1-36, S2-70 NEQ: 5KG Type: Static 20141110

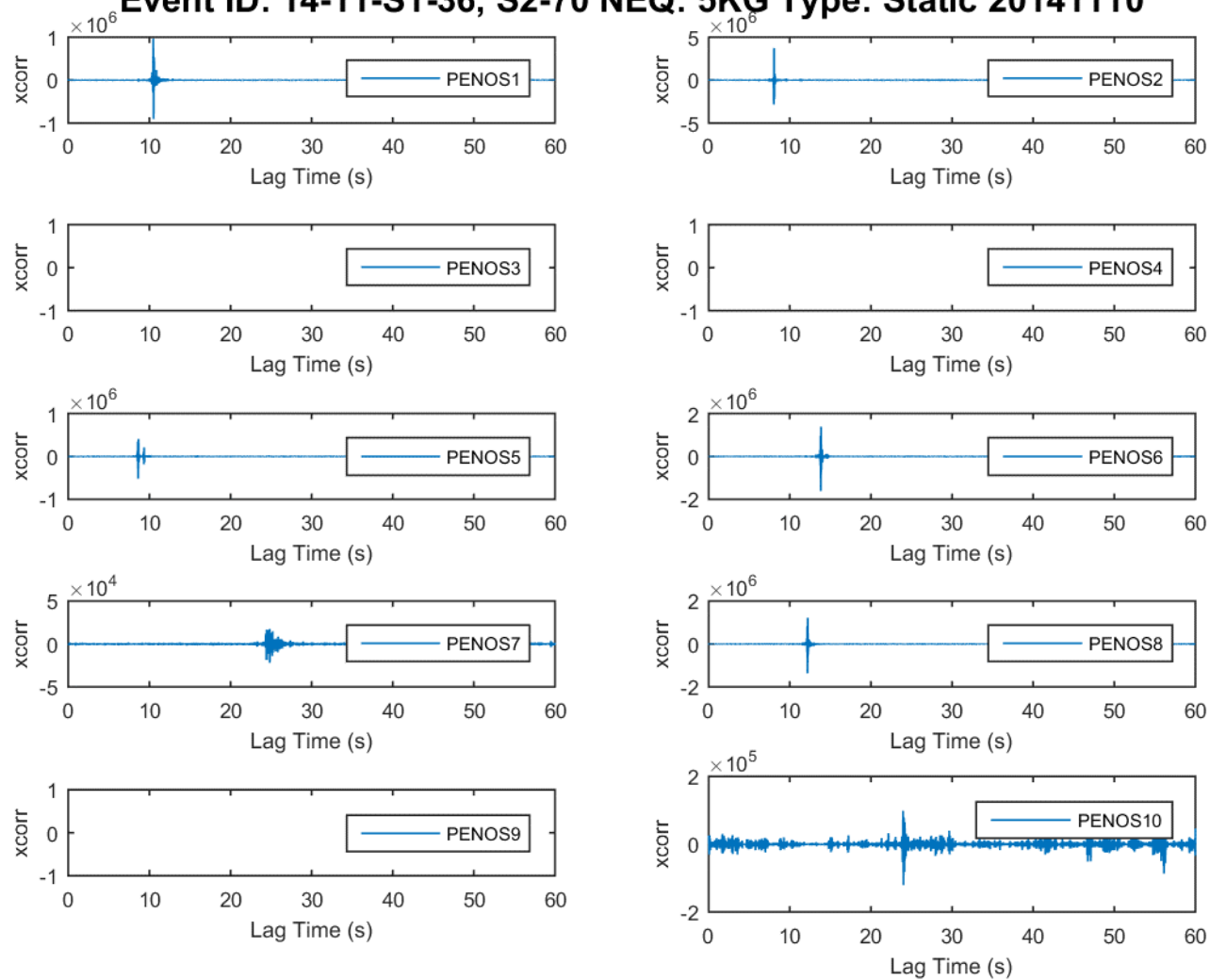


FIGURE 2.35: CROSS CORRELATION PEN_OS 1 - 10 14-11-S1-36, S2-70

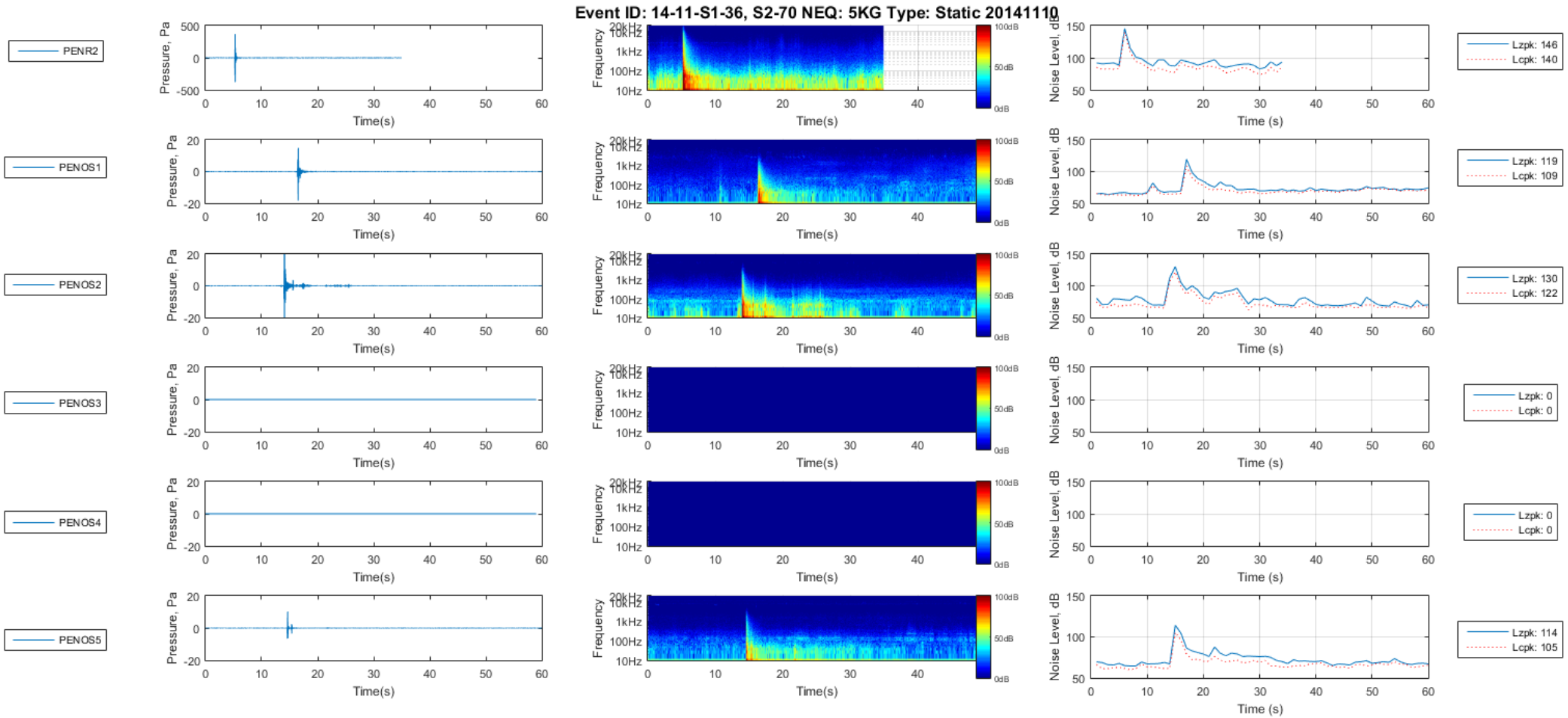


FIGURE 2.36: PEN_OS 1 - 5 14-11-S1-36, S2-70

Event ID: 14-11-S1-36, S2-70 NEQ: 5KG Type: Static 20141110 CTD

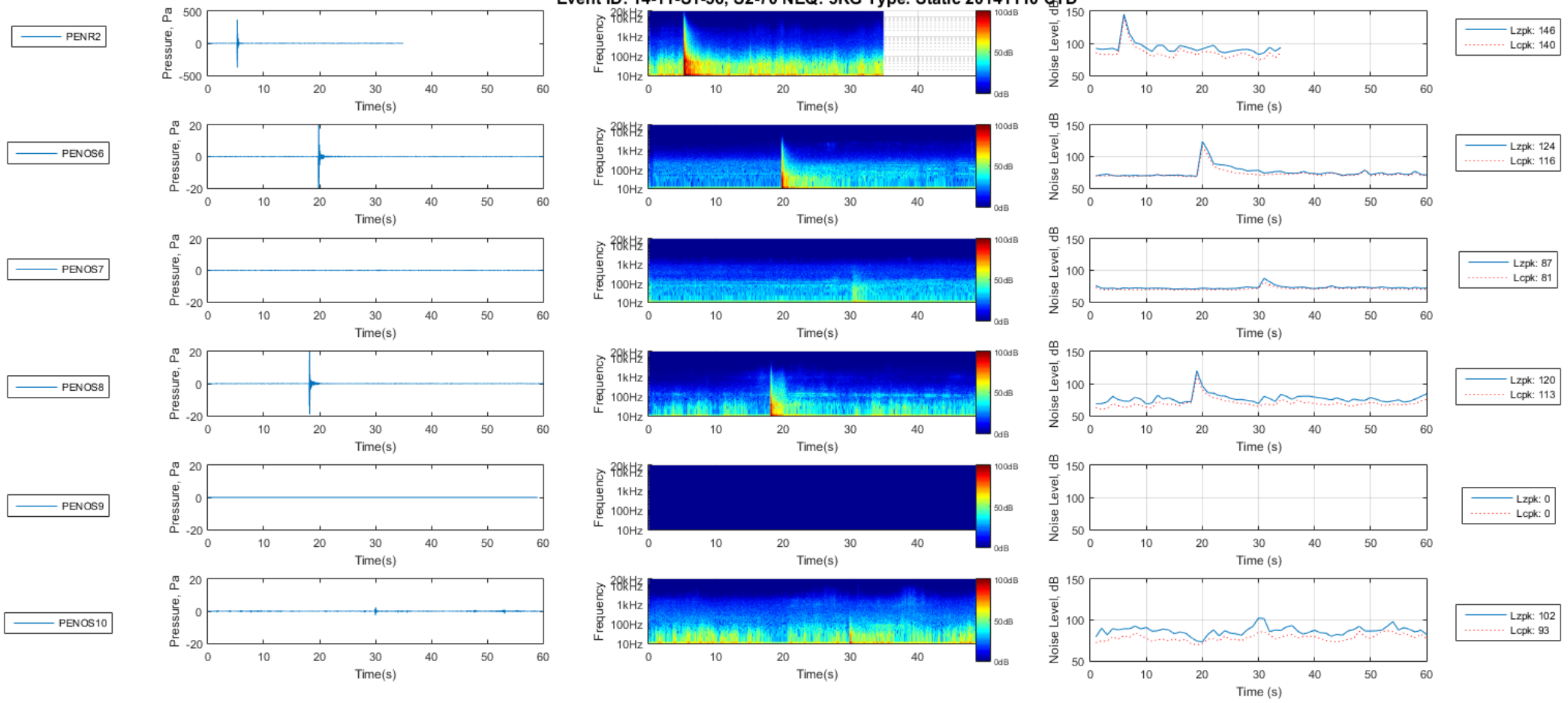


FIGURE 2.37: PEN_OS 6 - 10 14-11-S1-36, S2-70

Event ID: 14-11-S1-36, S2-70 NEQ: 5KG Type: Static 20141110

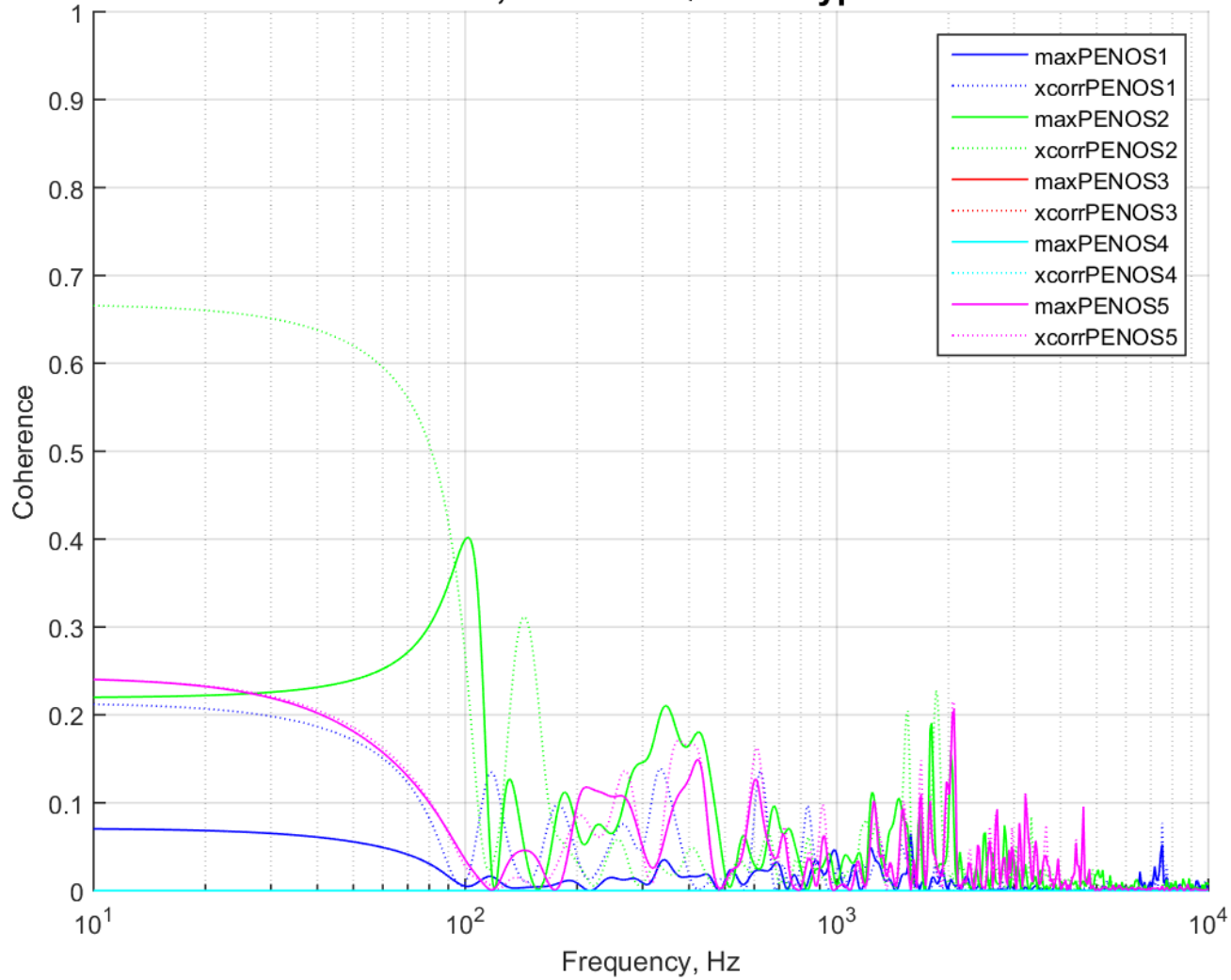


FIGURE 2.38: COHERENCE PEN_OS 1 - 5 14-11-S1-36, S2-70

Event ID: 14-11-S1-36, S2-70 NEQ: 5KG Type: Static 20141110

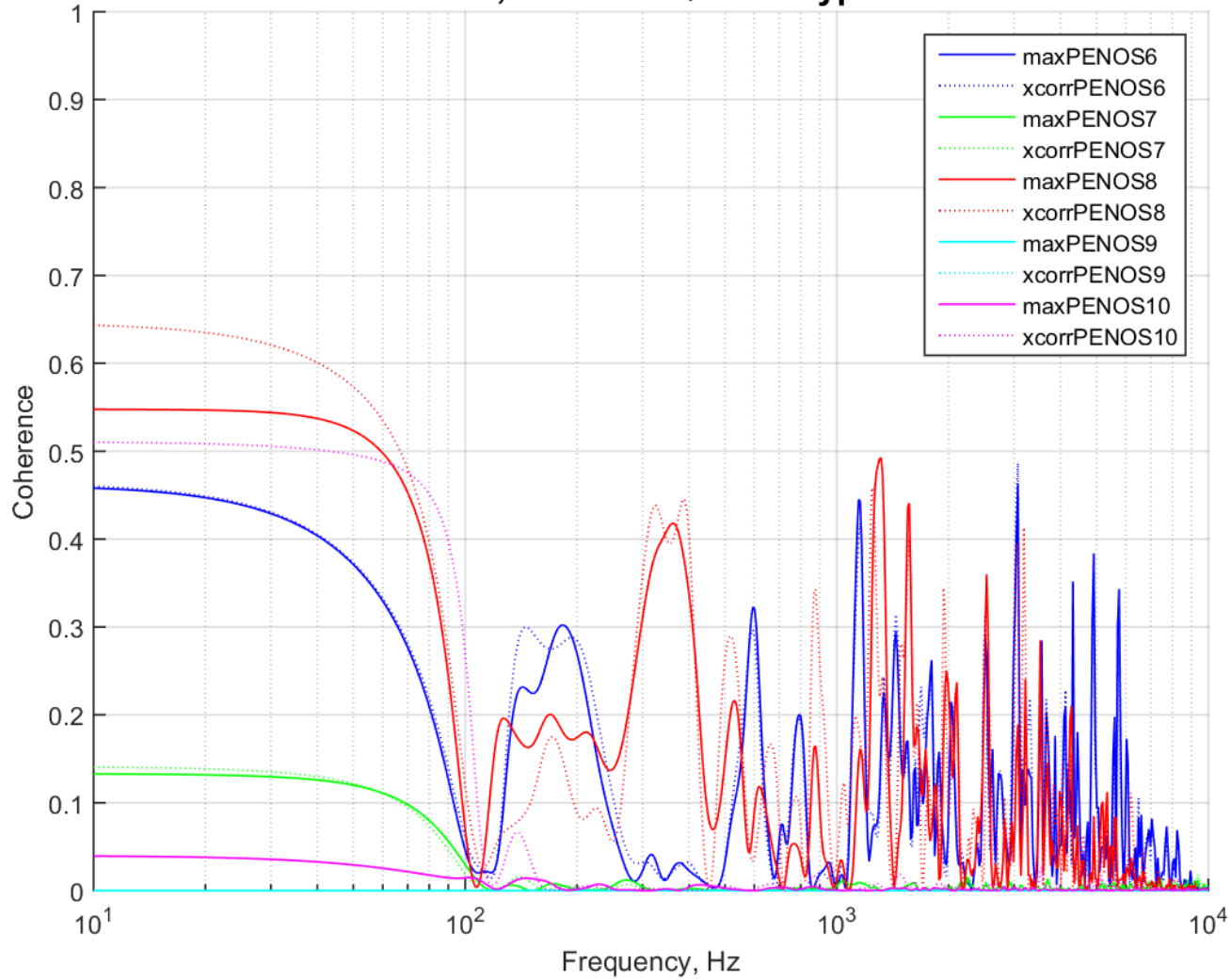


FIGURE 2.39: COHERENCE PEN_OS 6 - 10 14-11-S1-36, S2-70CTD

Event ID: 14-11-S1-36, S2-70 NEQ: 5KG Type: Static 20141110

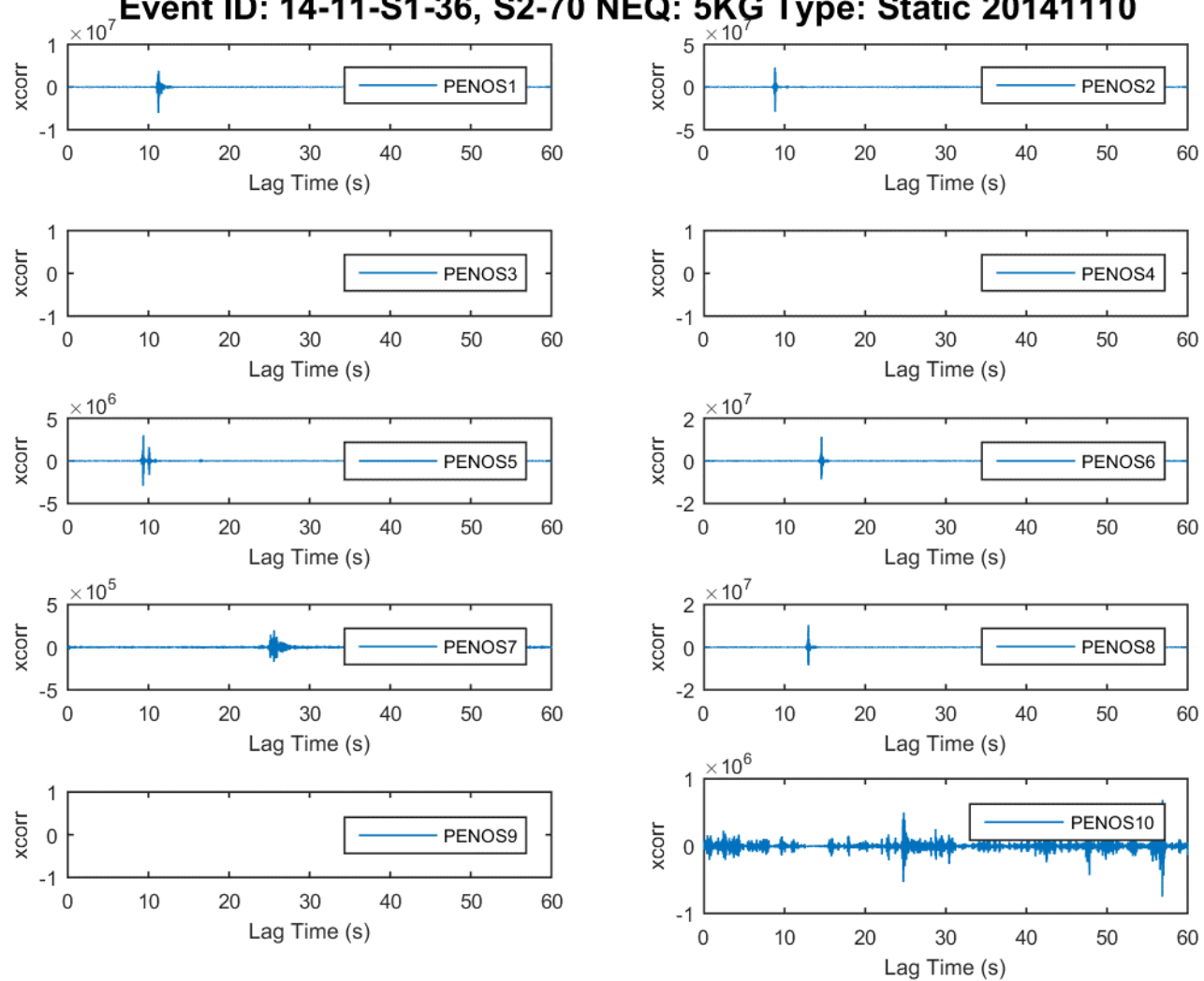


FIGURE 2.40: CROSS CORRELATION PEN_OS 1 - 10 14-11-S1-36, S2-70

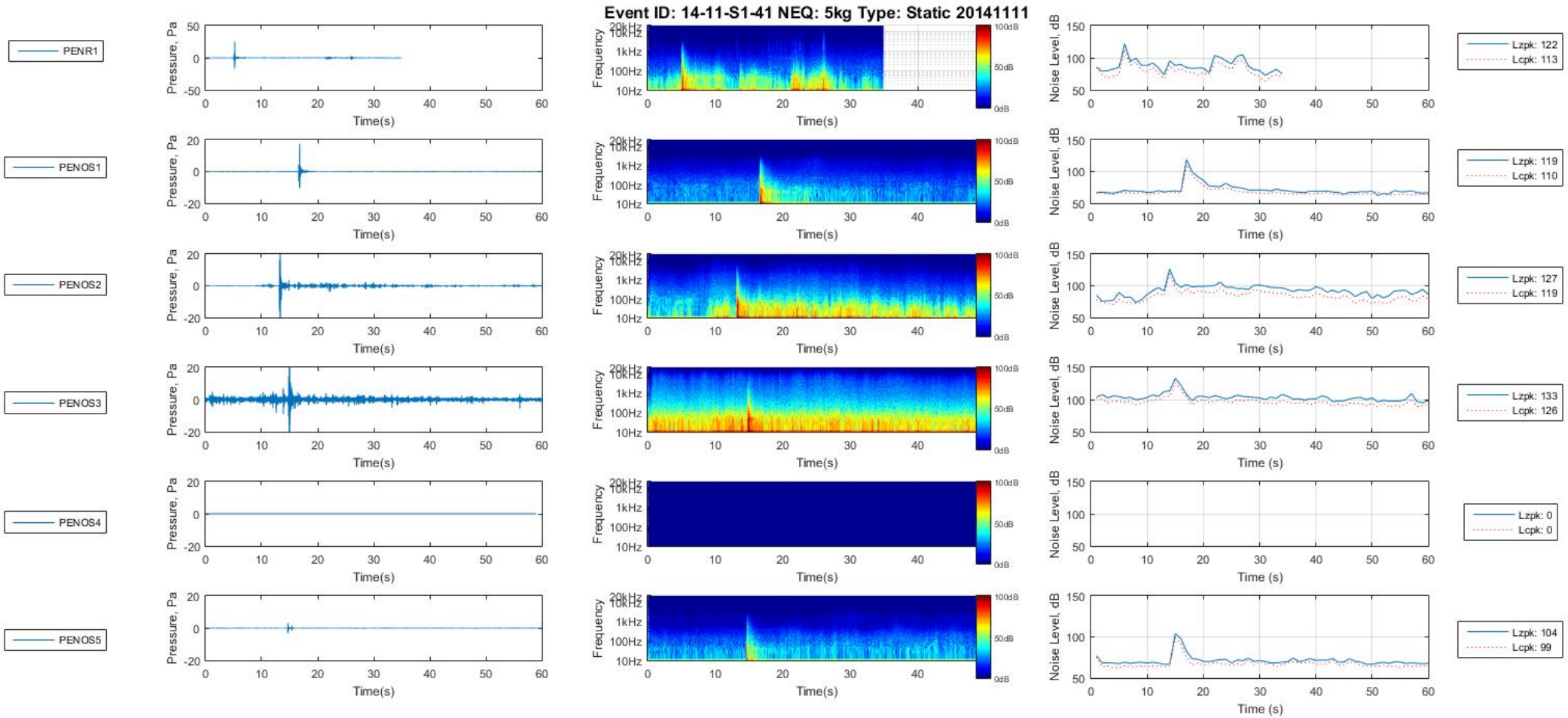


FIGURE 2.41: PEN_OS 1 - 5 14-11-S1-41

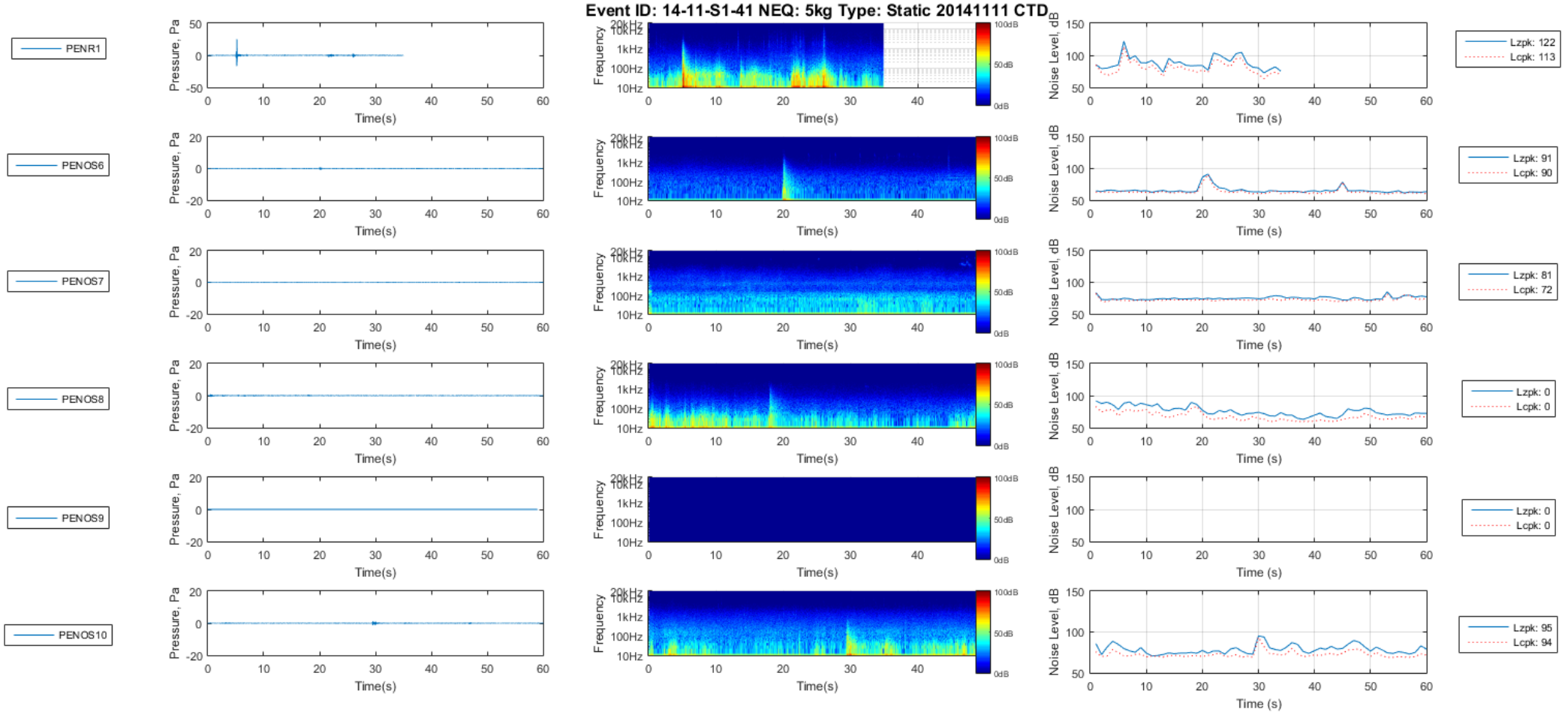


FIGURE 2.42: PEN_OS 6 - 10 14-11-S1-41

Event ID: 14-11-S1-41 NEQ: 5kg Type: Static 20141111

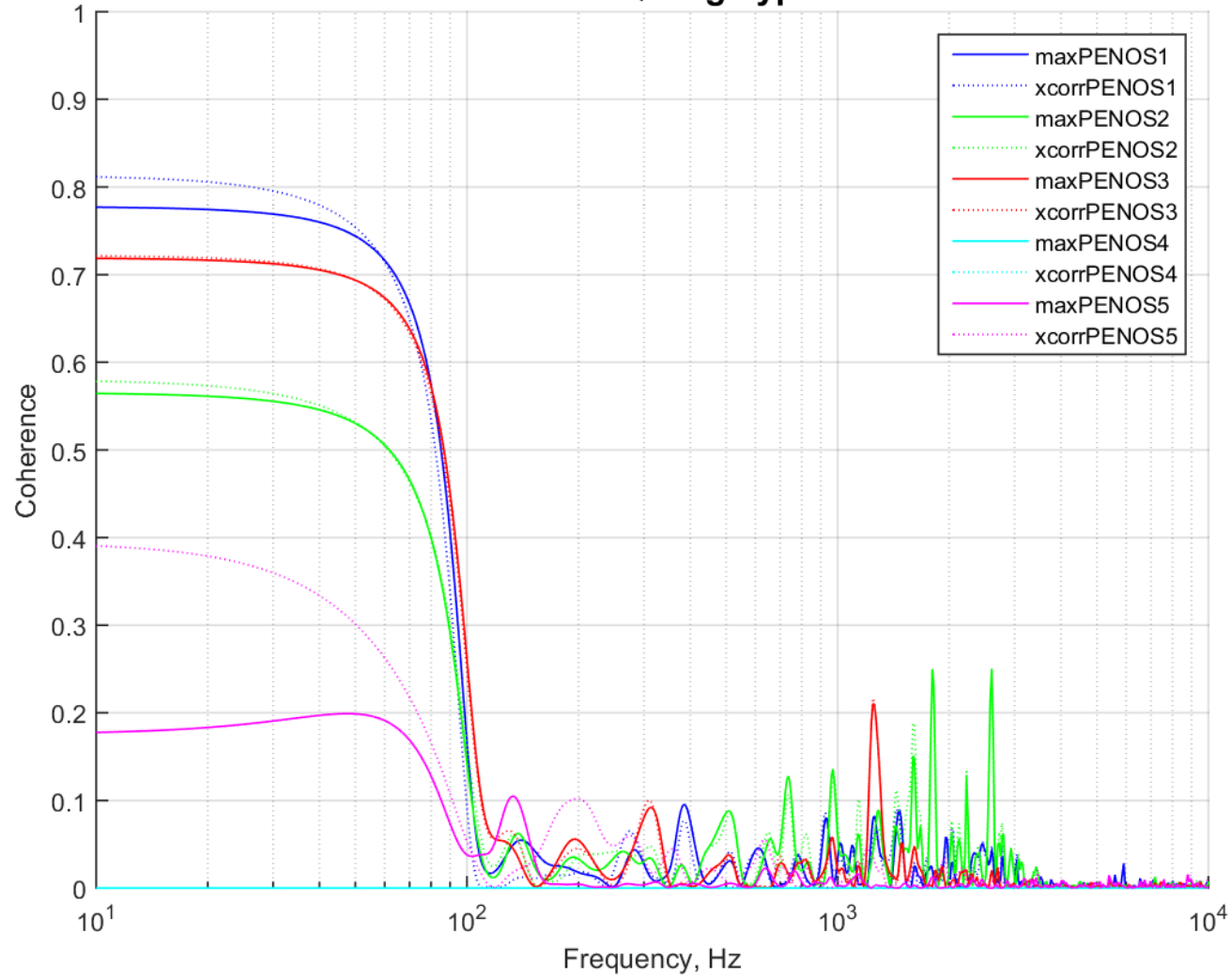


FIGURE 2.43: COHERENCE PEN_OS 1 - 5 14-11-S1-41

Event ID: 14-11-S1-41 NEQ: 5kg Type: Static 20141111

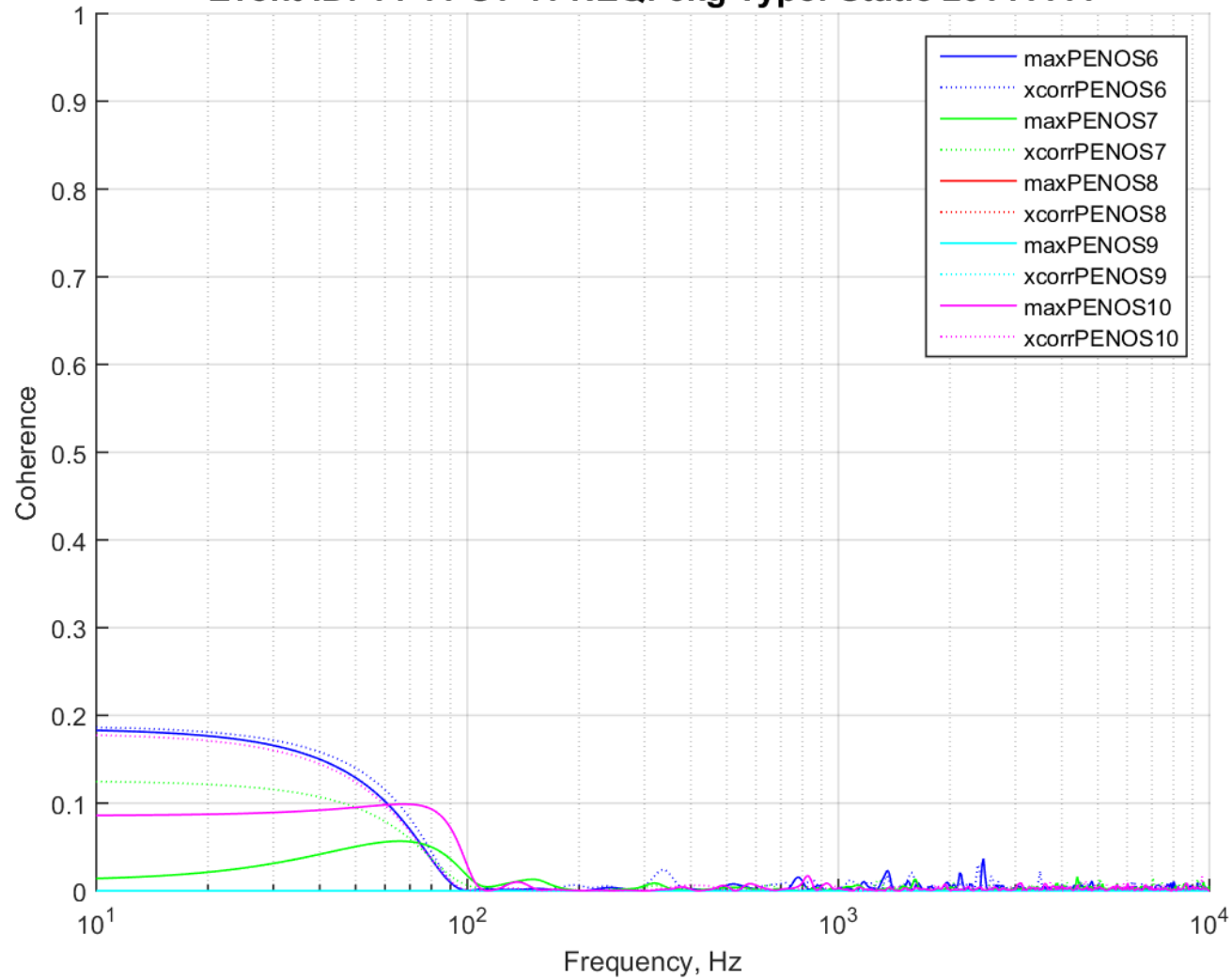


FIGURE 2.44: COHERENCE PEN_OS 6 - 10 14-11-S1-41CTD

Event ID: 14-11-S1-41 NEQ: 5kg Type: Static 20141111

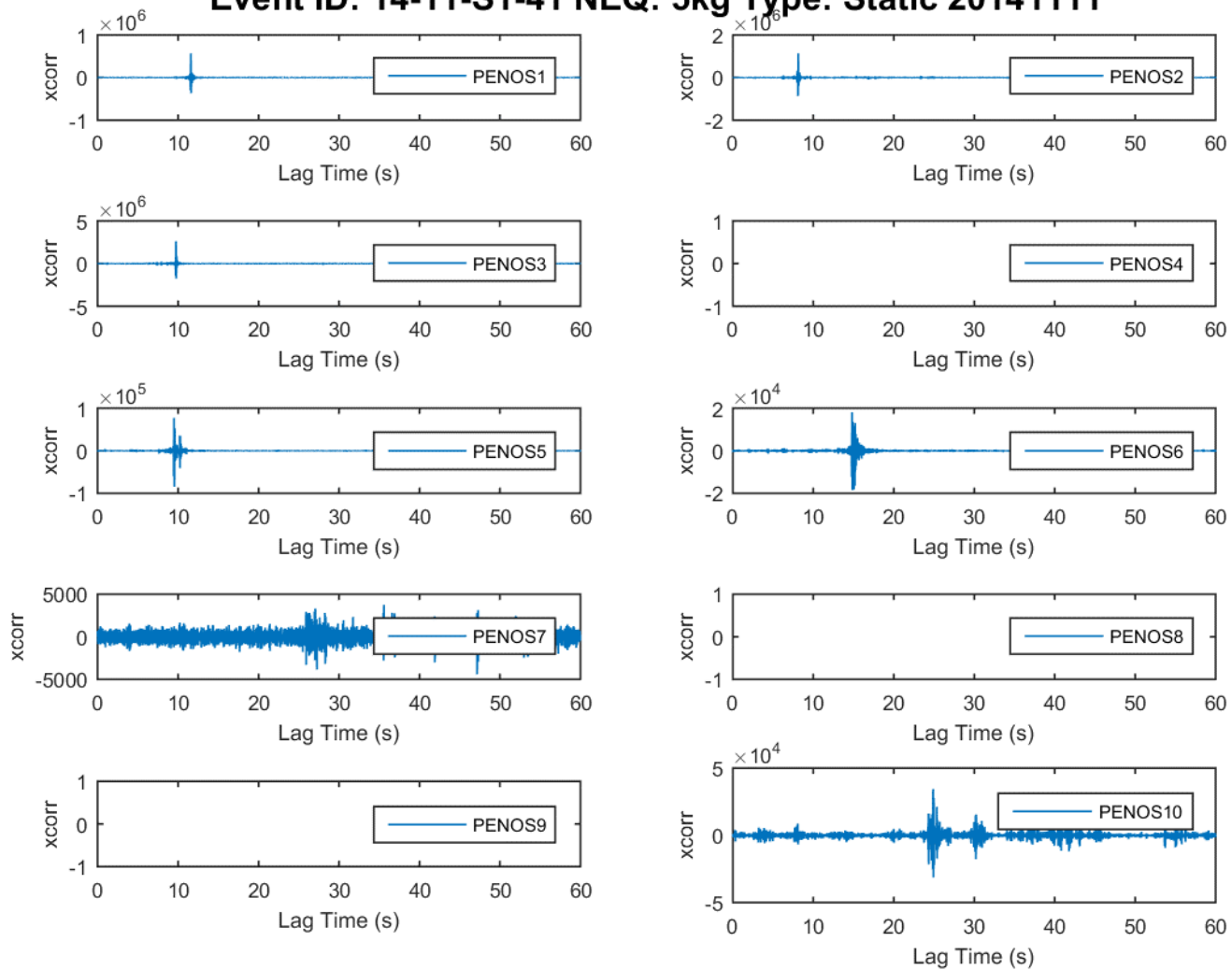


FIGURE 2.45: CROSS CORRELATION PEN_OS 1 - 10 14-11-S1-41

Event ID: 14-11-S1-41 NEQ: 5kg Type: Static 20141111

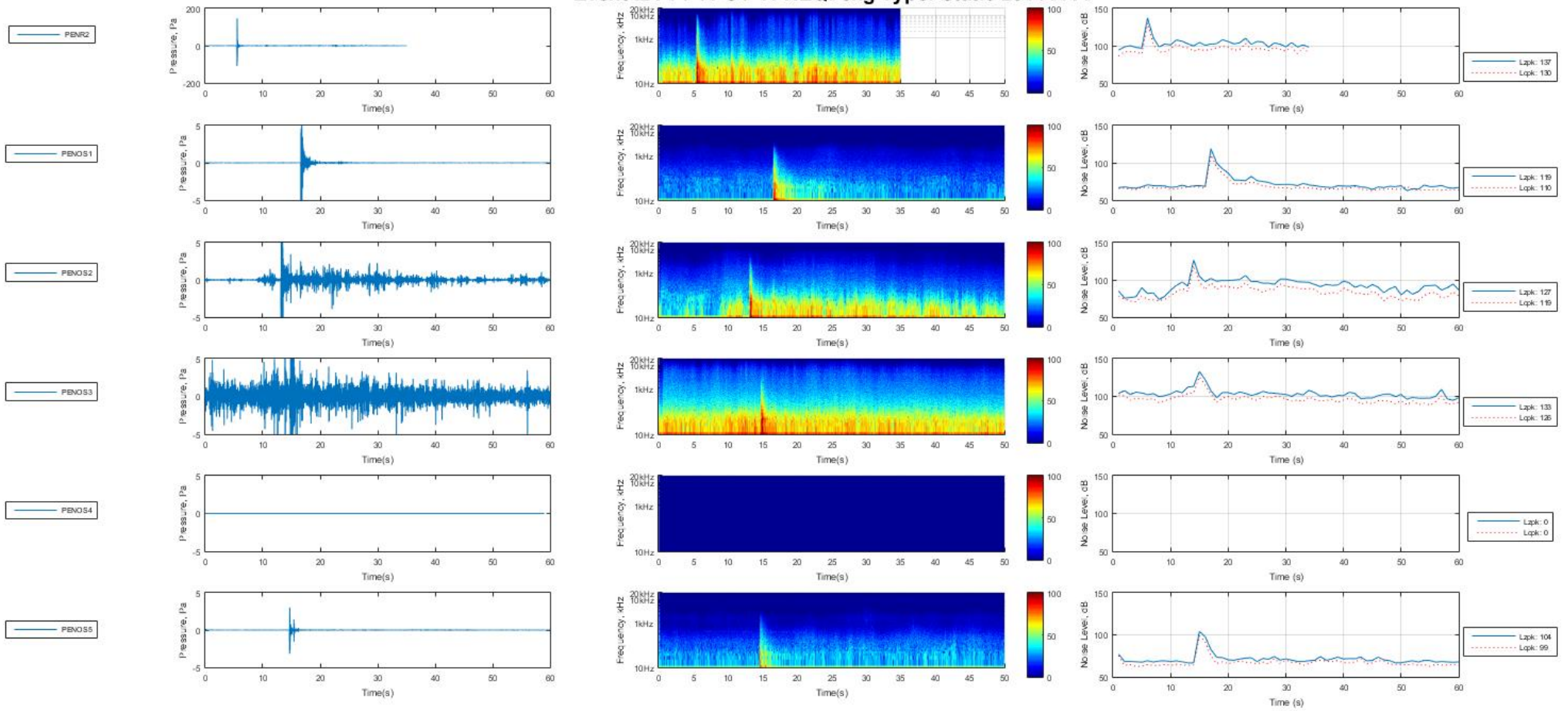


FIGURE 2.46: PEN_OS 1 - 5 14-11-S1-41

Event ID: 14-11-S1-41 NEQ: 5kg Type: Static 20141111 CTD

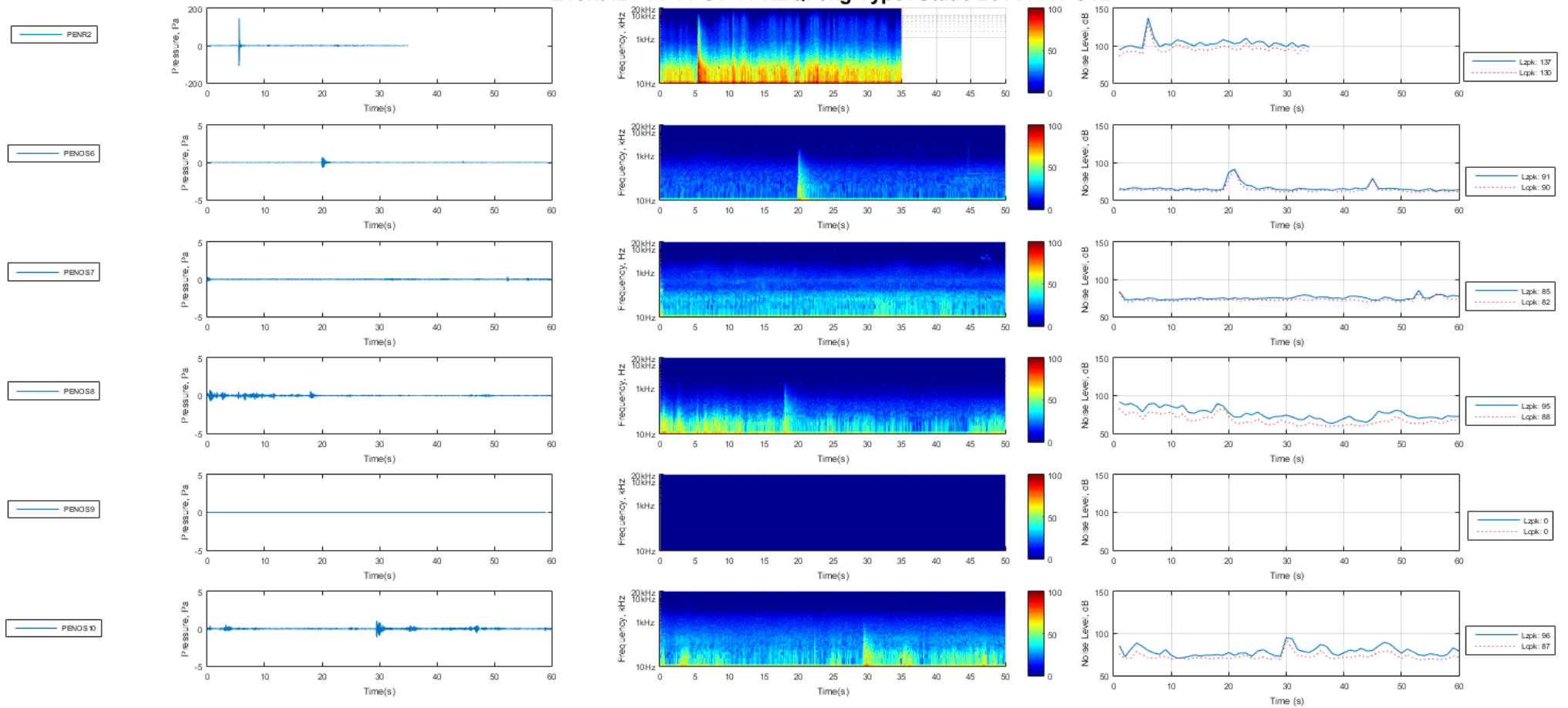


FIGURE 2.47: PEN_OS 6 - 10 14-11-S1-41

Event ID: 14-11-S1-41 NEQ: 5kg Type: Static 20141111

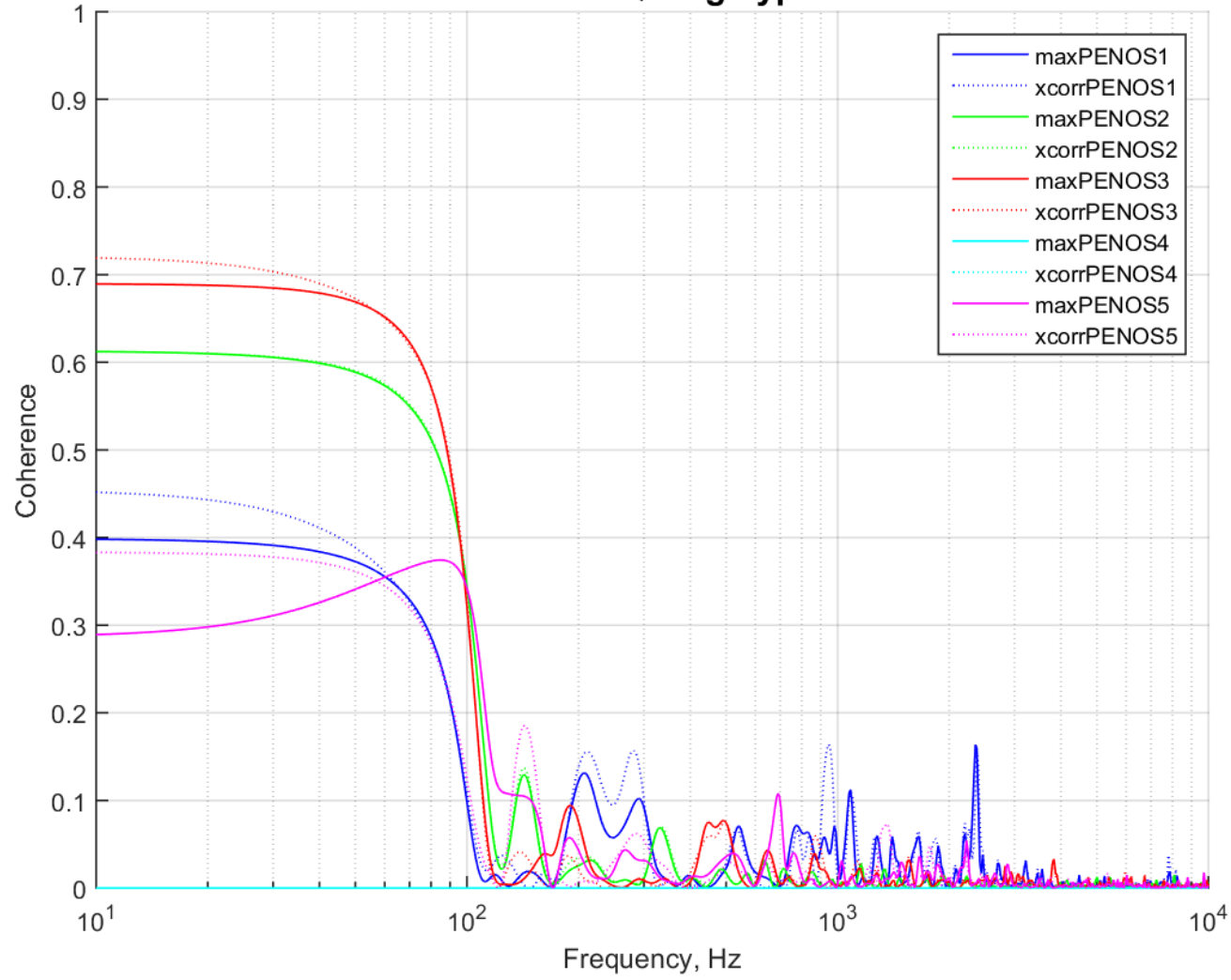


FIGURE 2.48: COHERENCE PEN_OS 1 - 5 14-11-S1-41

Event ID: 14-11-S1-41 NEQ: 5kg Type: Static 20141111

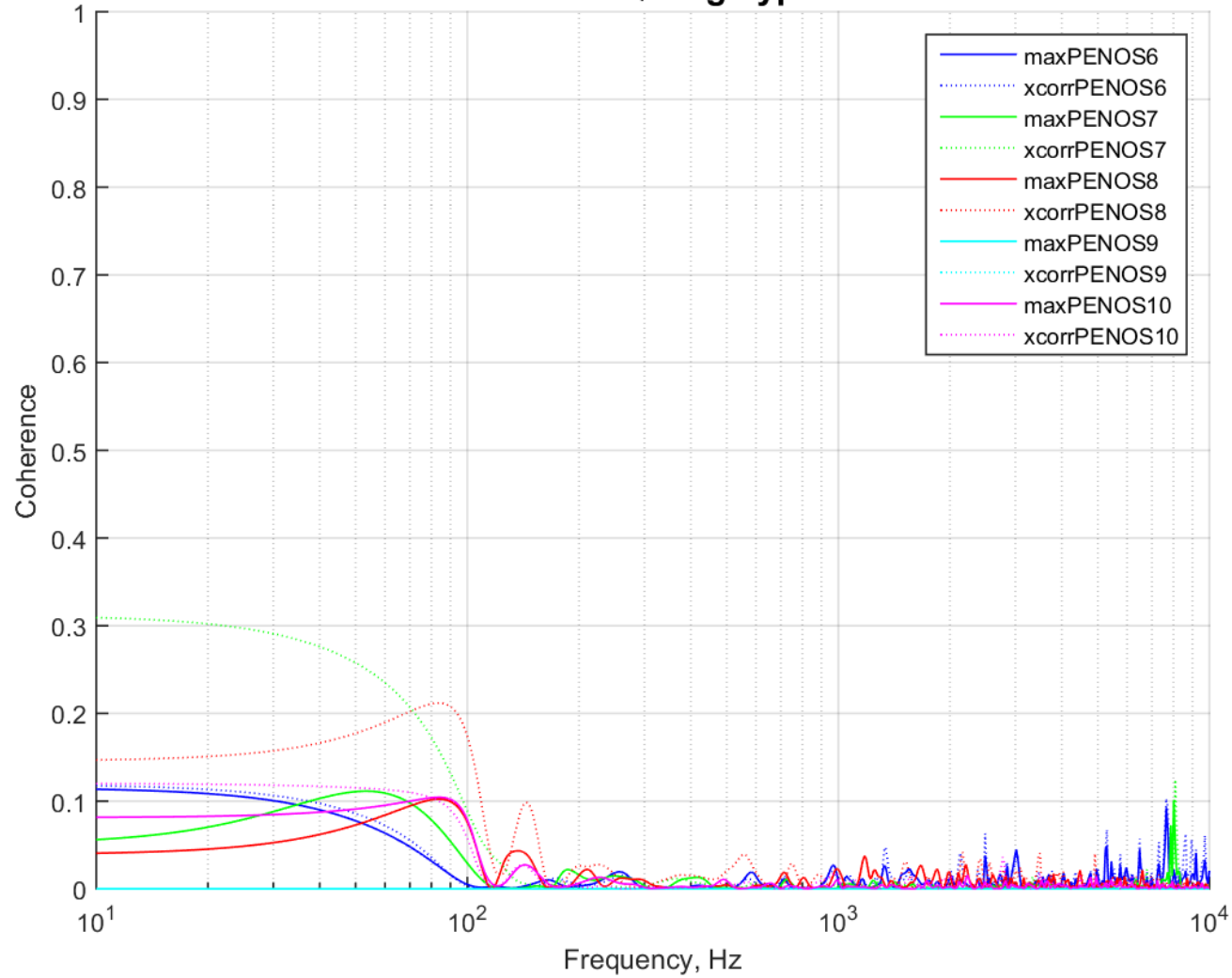


FIGURE 2.49: COHERENCE PEN_OS 6 - 10 14-11-S1-41CTD

Event ID: 14-11-S1-41 NEQ: 5kg Type: Static 20141111

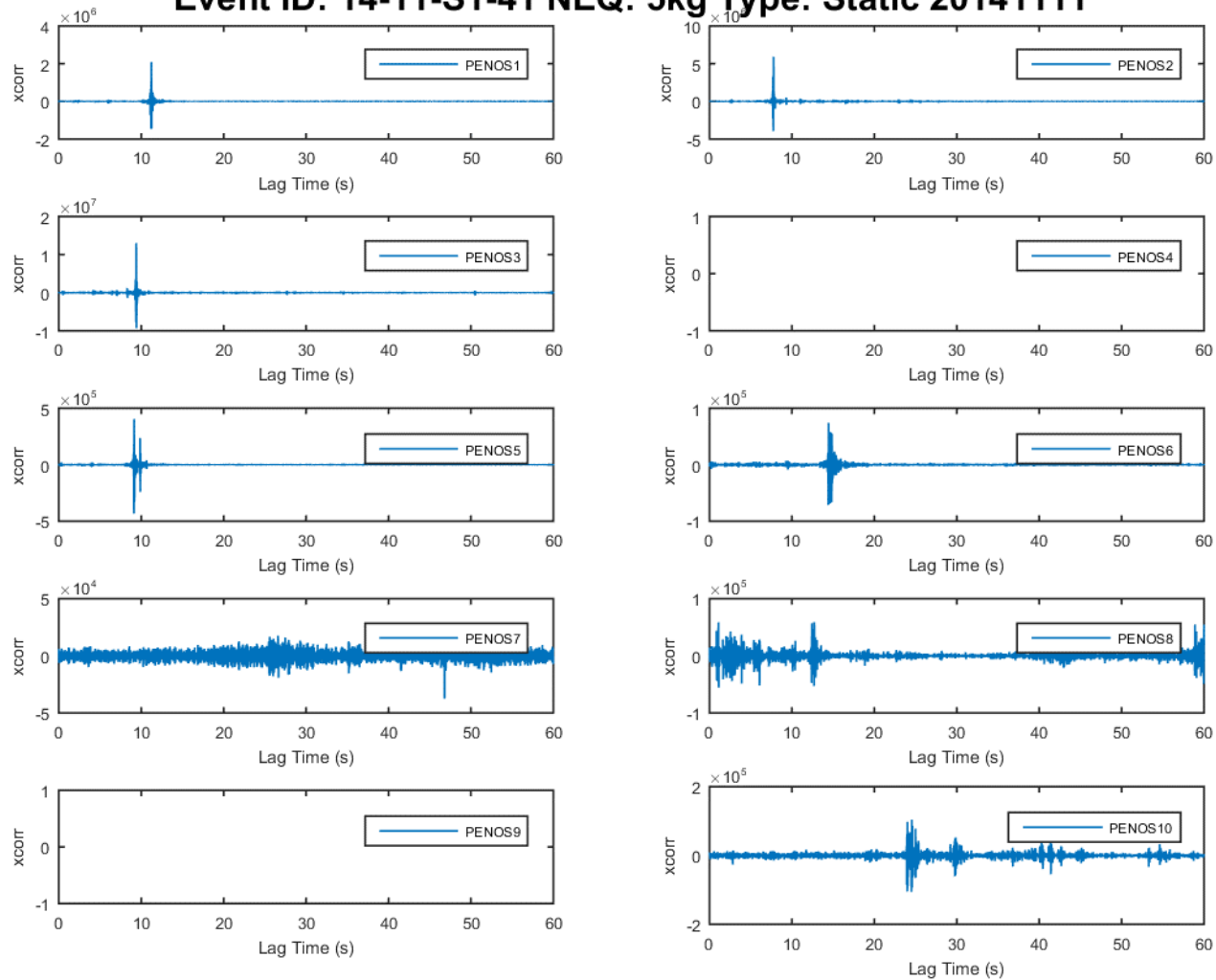


FIGURE 2.50: CROSS CORRELATION PEN_OS 1 - 10 14-11-S1-41

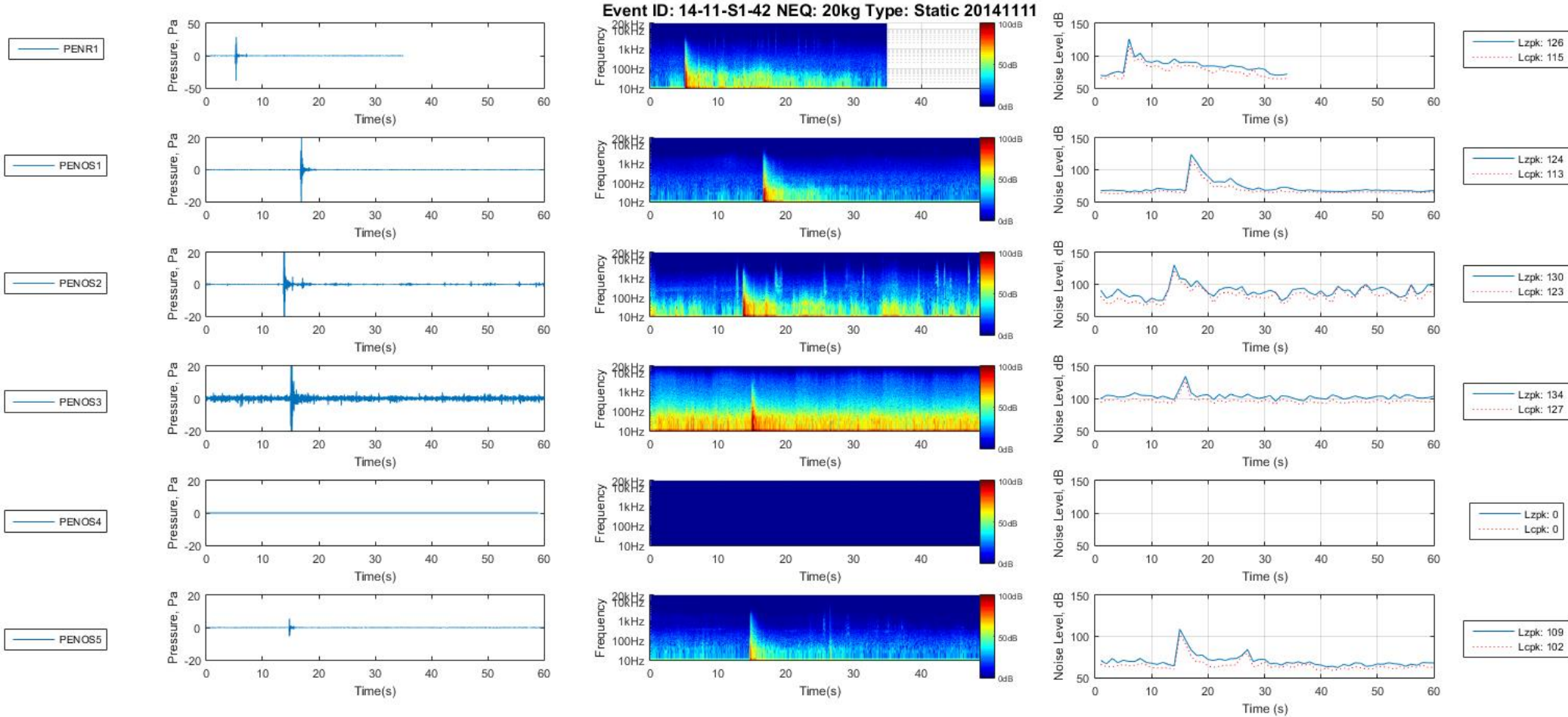
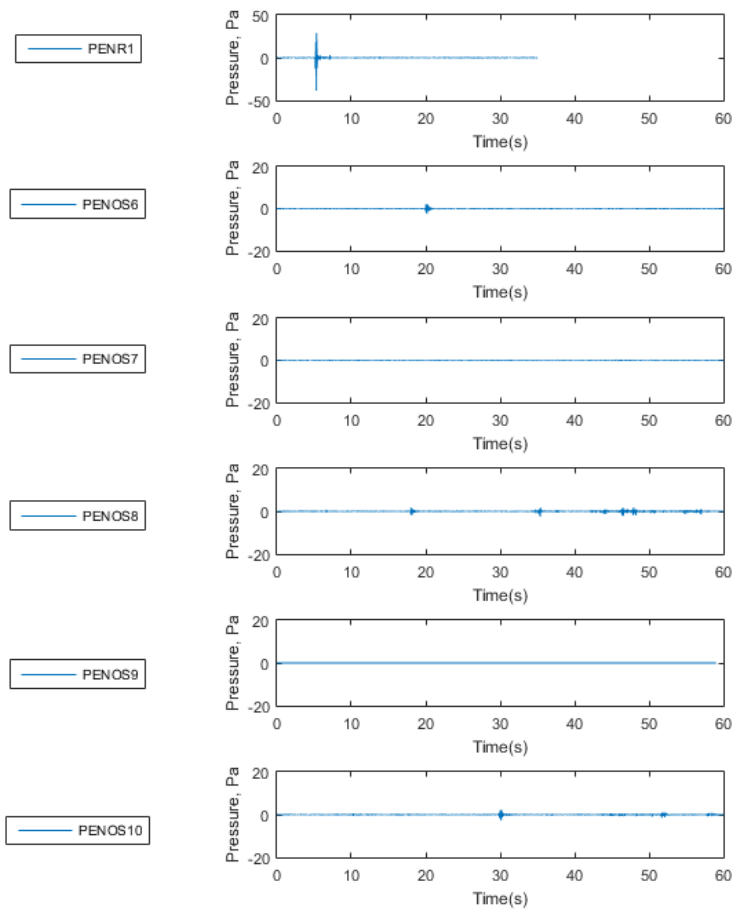


FIGURE 2.51: PEN_OS 1 - 5 14-11-S1-42



Event ID: 14-11-S1-42 NEQ: 20kg Type: Static 20141111 CTD.

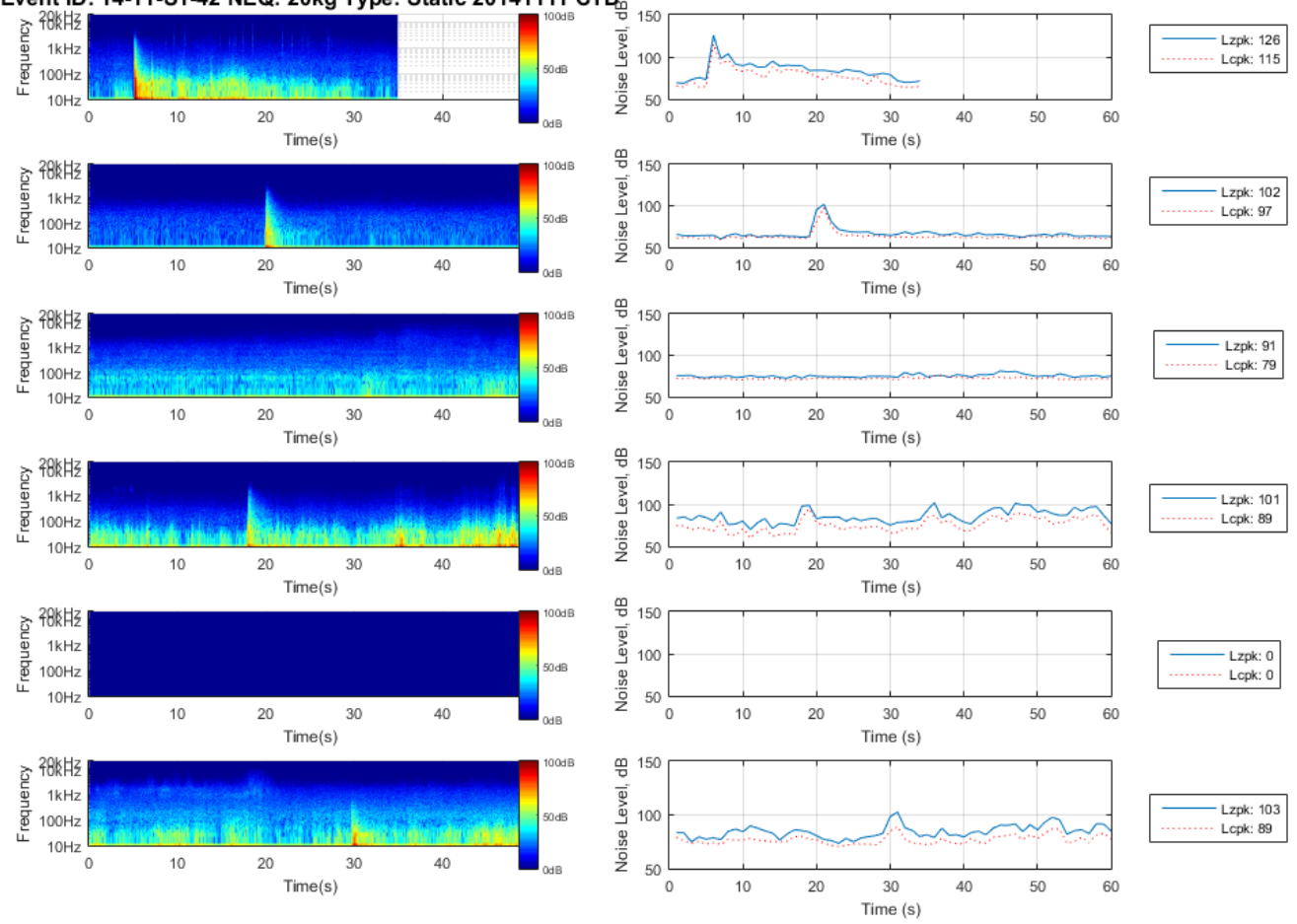


FIGURE 2.52: PEN_OS 6 - 10 14-11-S1-42

Event ID: 14-11-S1-42 NEQ: 20kg Type: Static 20141111

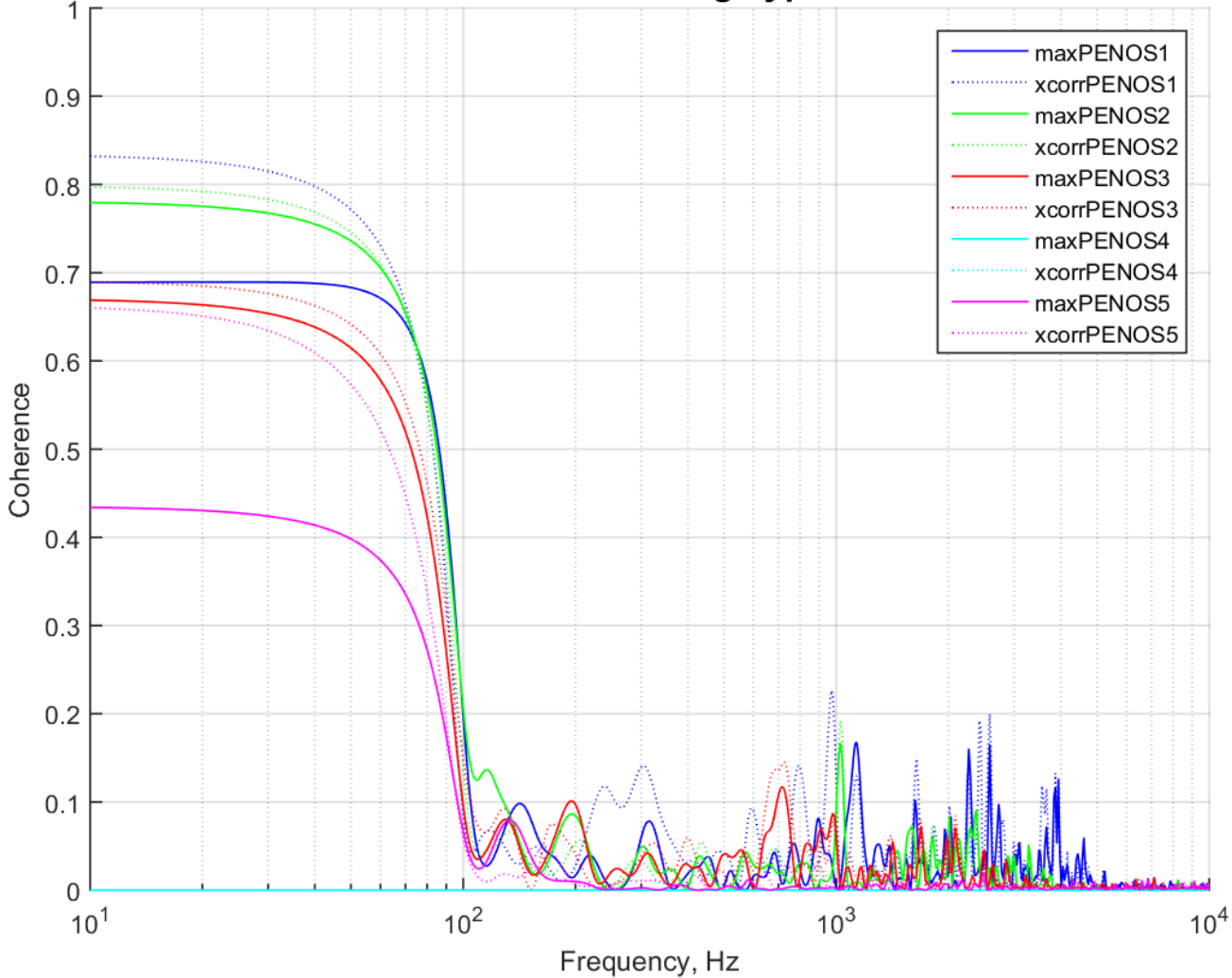


FIGURE 2.53: COHERENCE PEN_OS 1 - 5 14-11-S1-42

Event ID: 14-11-S1-42 NEQ: 20kg Type: Static 20141111

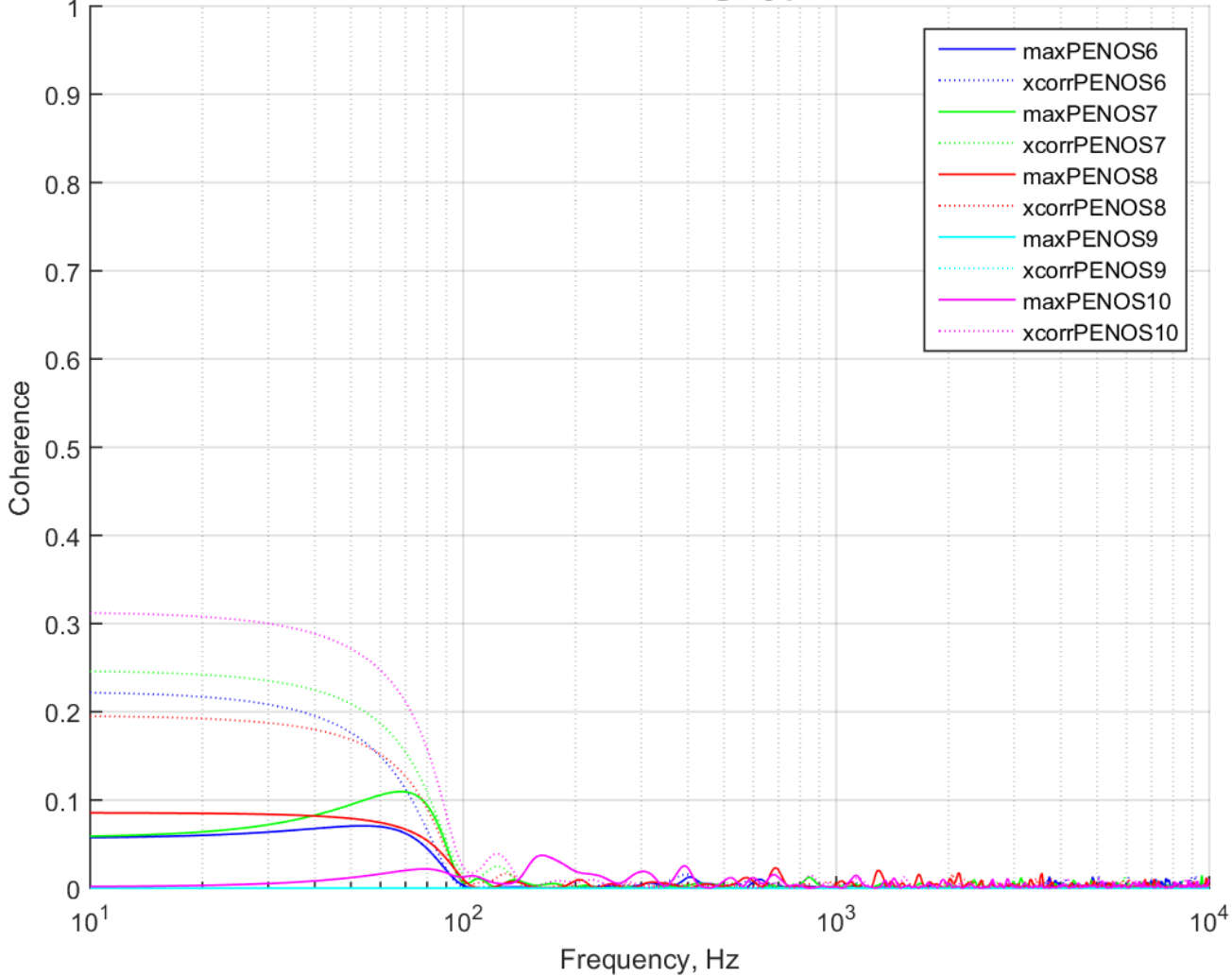


FIGURE 2.54: COHERENCE PEN_OS 6 - 10 14-11-S1-42CTD

Event ID: 14-11-S1-42 NEQ: 20kg Type: Static 20141111

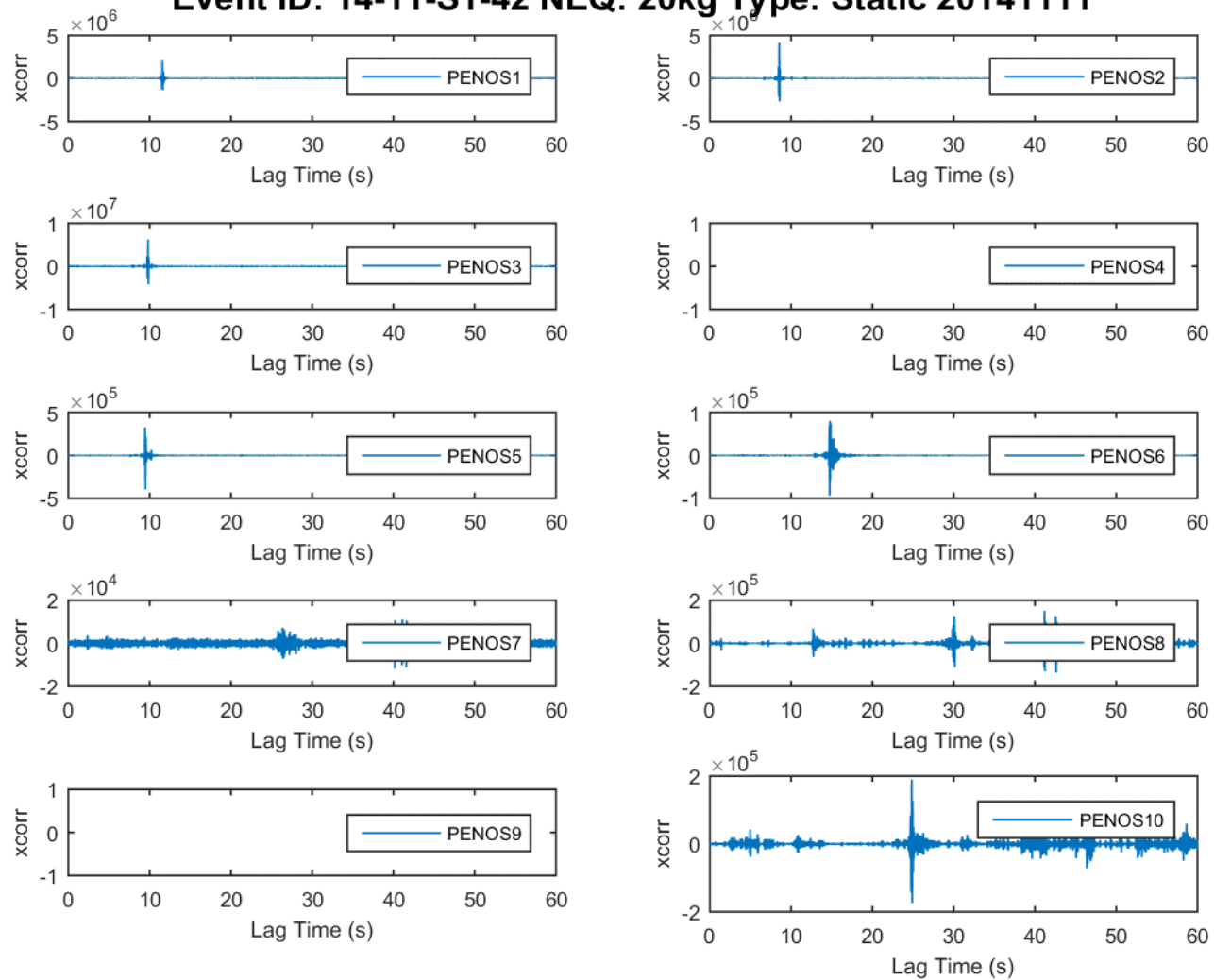


FIGURE 2.55: CROSS CORRELATION PEN_OS 1 - 10 14-11-S1-42

Event ID: 14-11-S1-42 NEQ: 20kg Type: Static 20141111

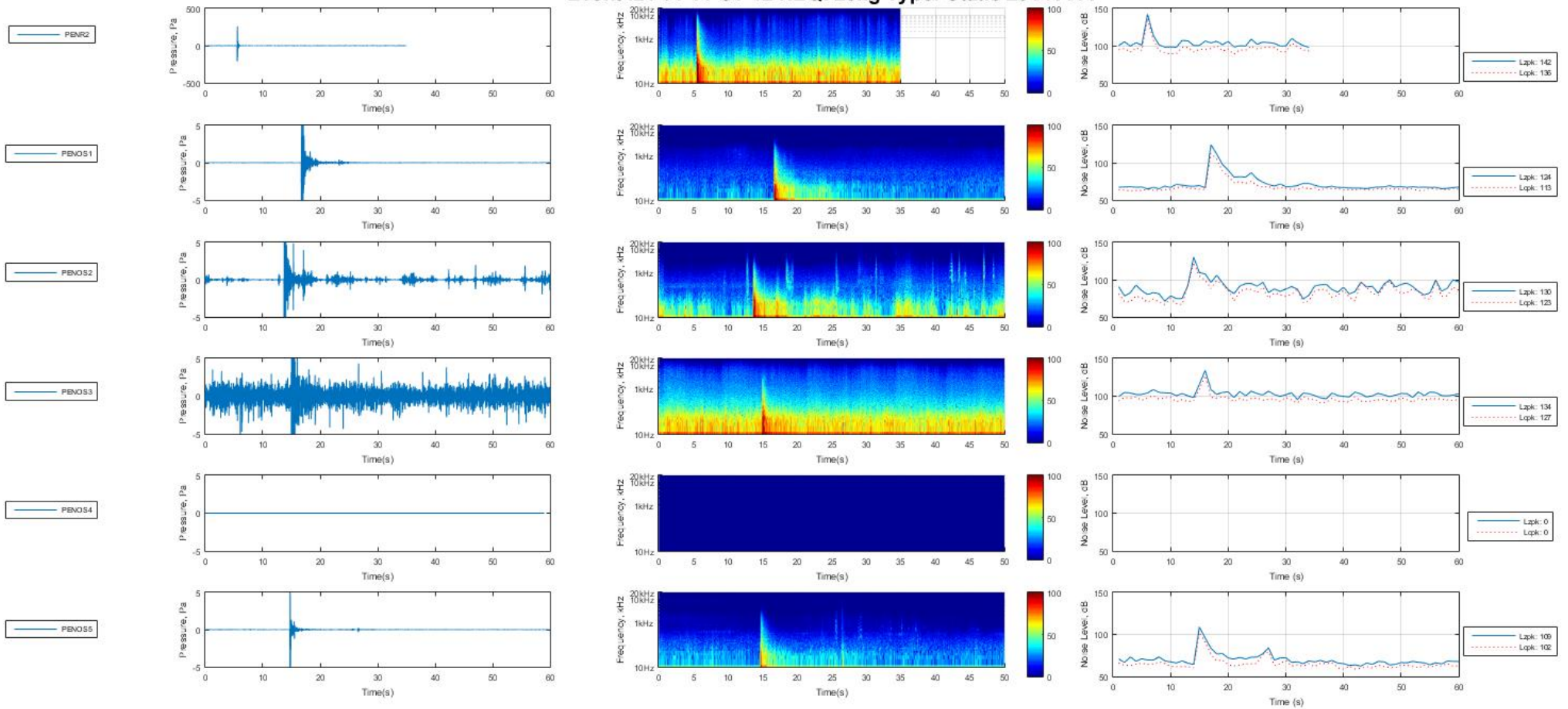


FIGURE 2.56: PEN_OS 1 - 5 14-11-S1-42

Event ID: 14-11-S1-42 NEQ: 20kg Type: Static 20141111 CTD

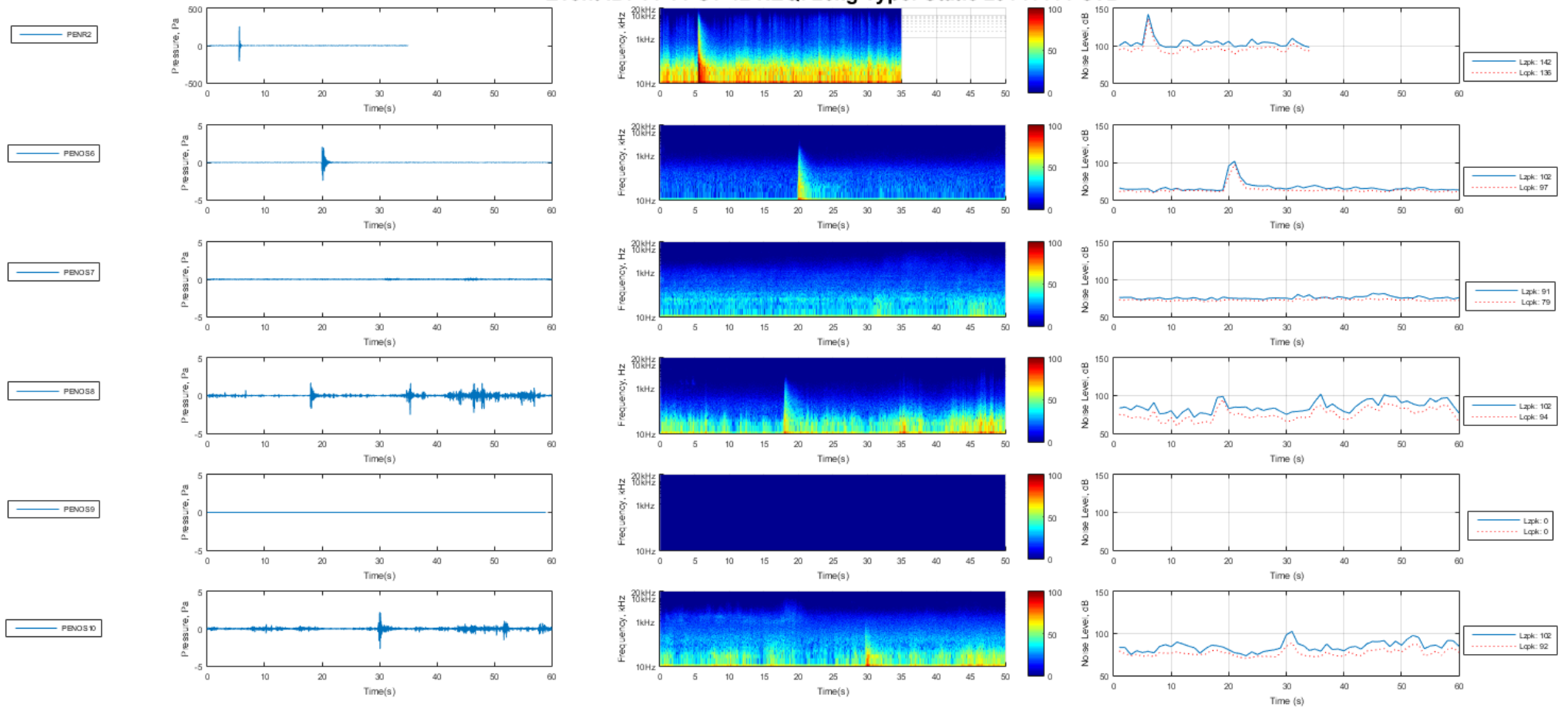


FIGURE 2.57: PEN_OS 6 - 10 14-11-S1-42

Event ID: 14-11-S1-42 NEQ: 20kg Type: Static 20141111

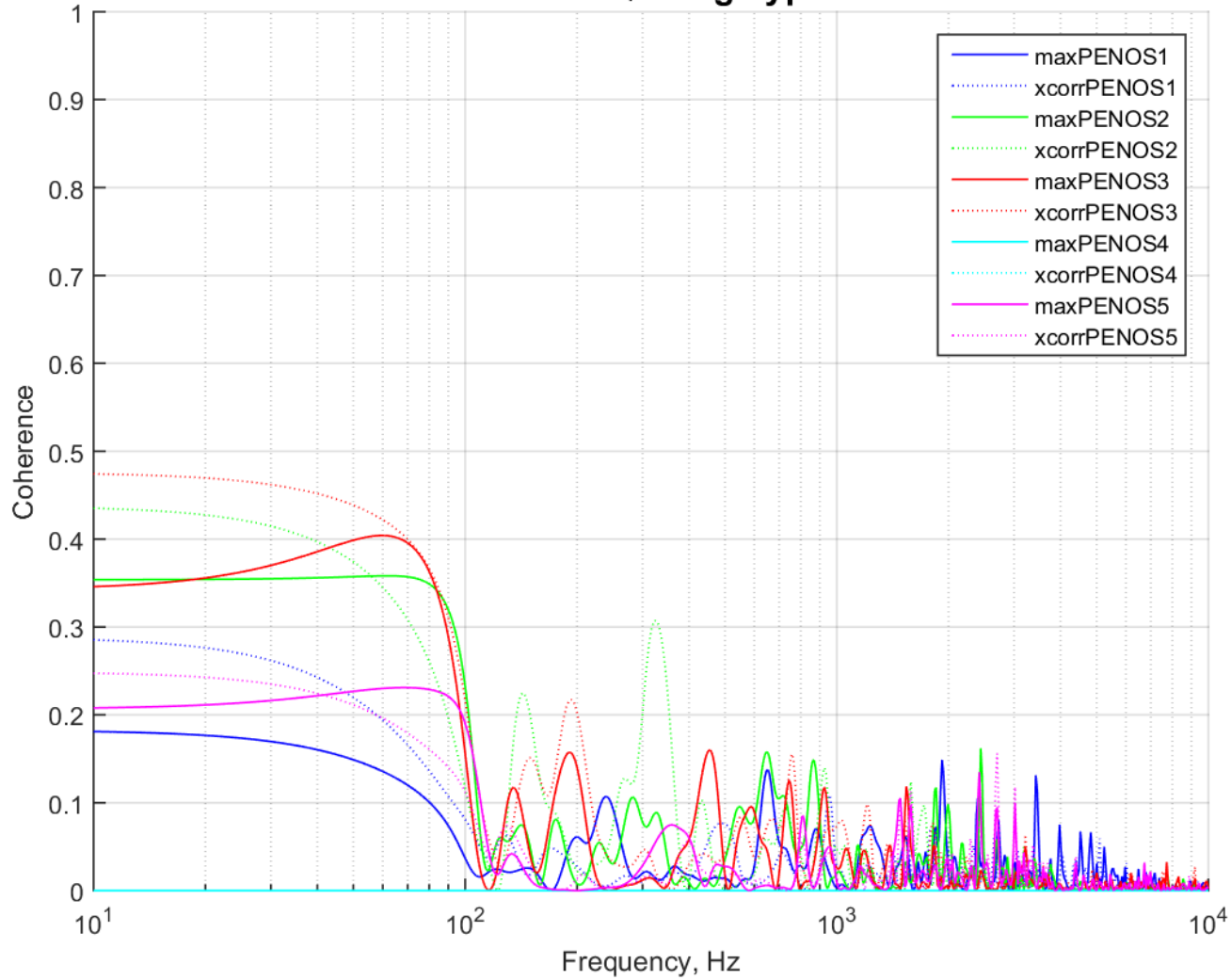


FIGURE 2.58: COHERENCE PEN_OS 1 - 5 14-11-S1-42

Event ID: 14-11-S1-42 NEQ: 20kg Type: Static 20141111

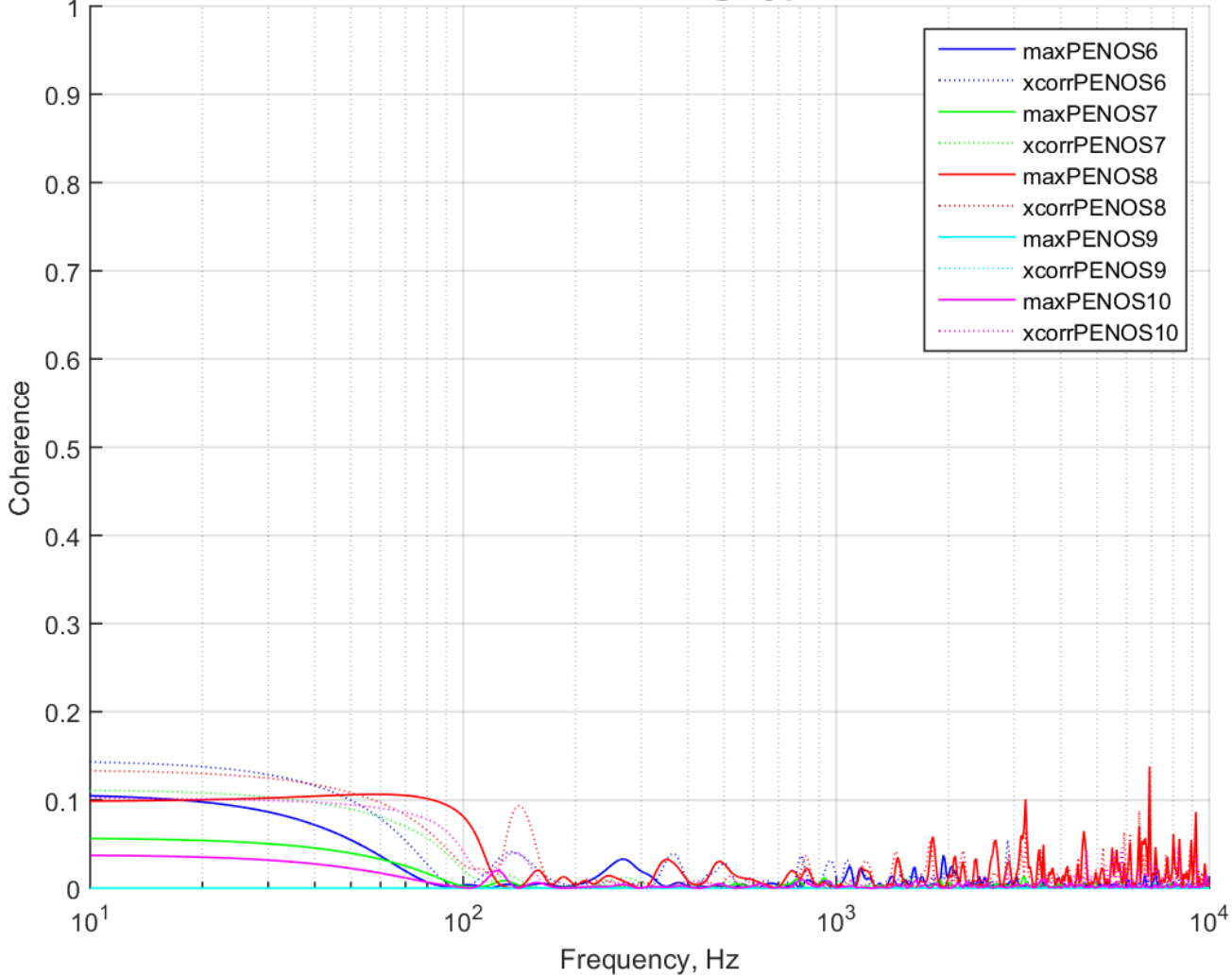


FIGURE 2.59: COHERENCE PEN_OS 6 - 10 14-11-S1-42CTD

Event ID: 14-11-S1-42 NEQ: 20kg Type: Static 20141111

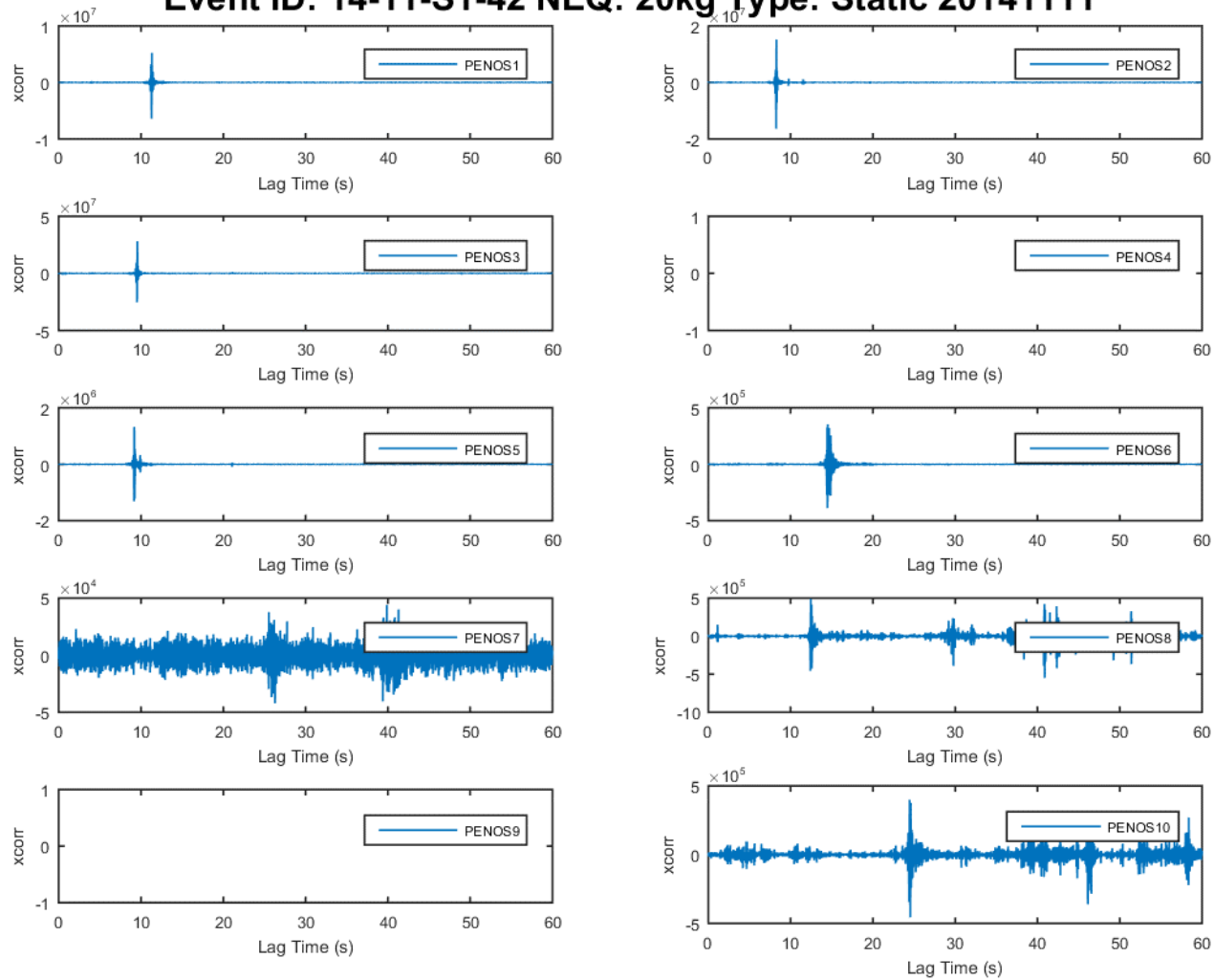


FIGURE 2.60: CROSS CORRELATION PEN_OS 1 - 10 14-11-S1-42

Event ID: 14-11-S1-49, S2-118 NEQ: 5kg Type: Static 20141113

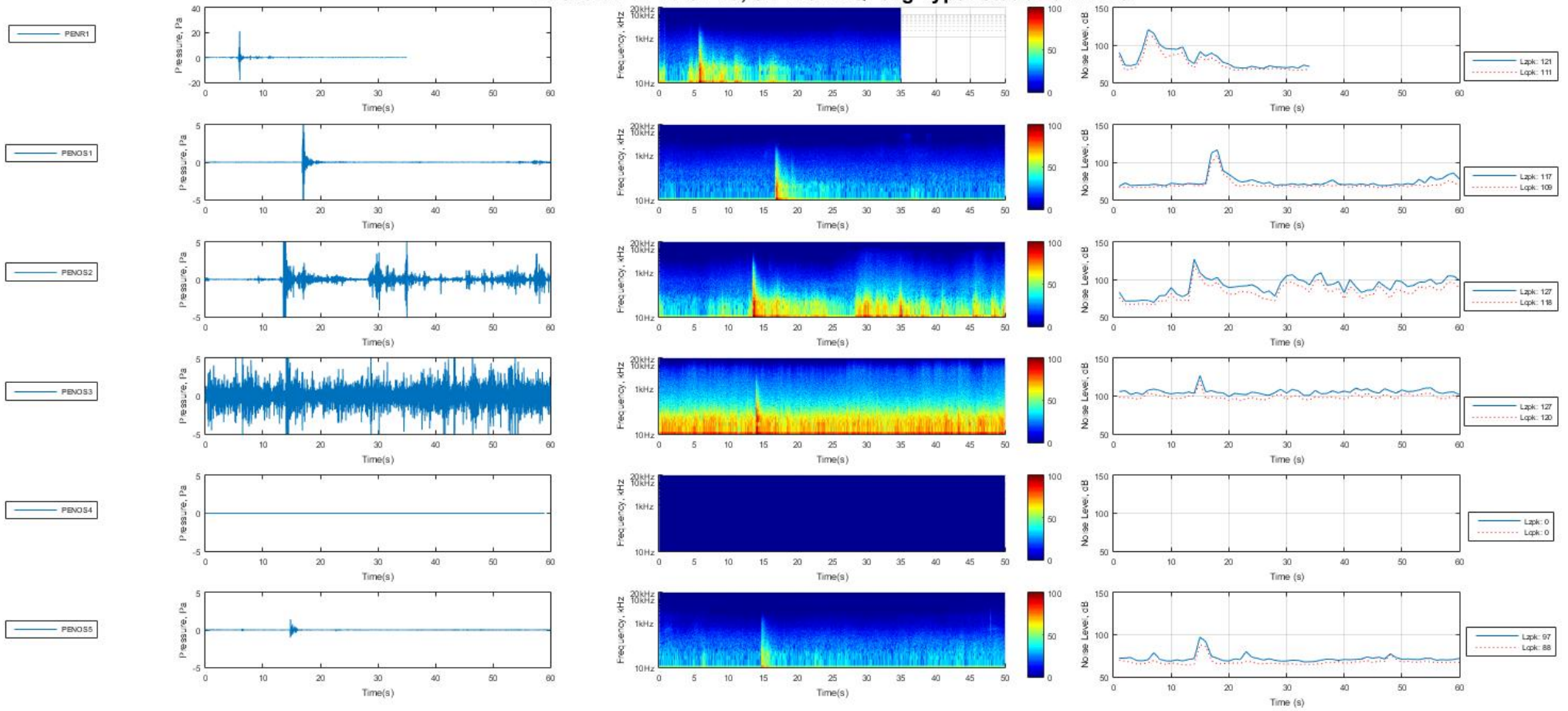


FIGURE 2.61: PEN_OS 1 - 5 14-11-S1-49, S2-118

Event ID: 14-11-S1-49, S2-118 NEQ: 5kg Type: Static 20141113 CTD

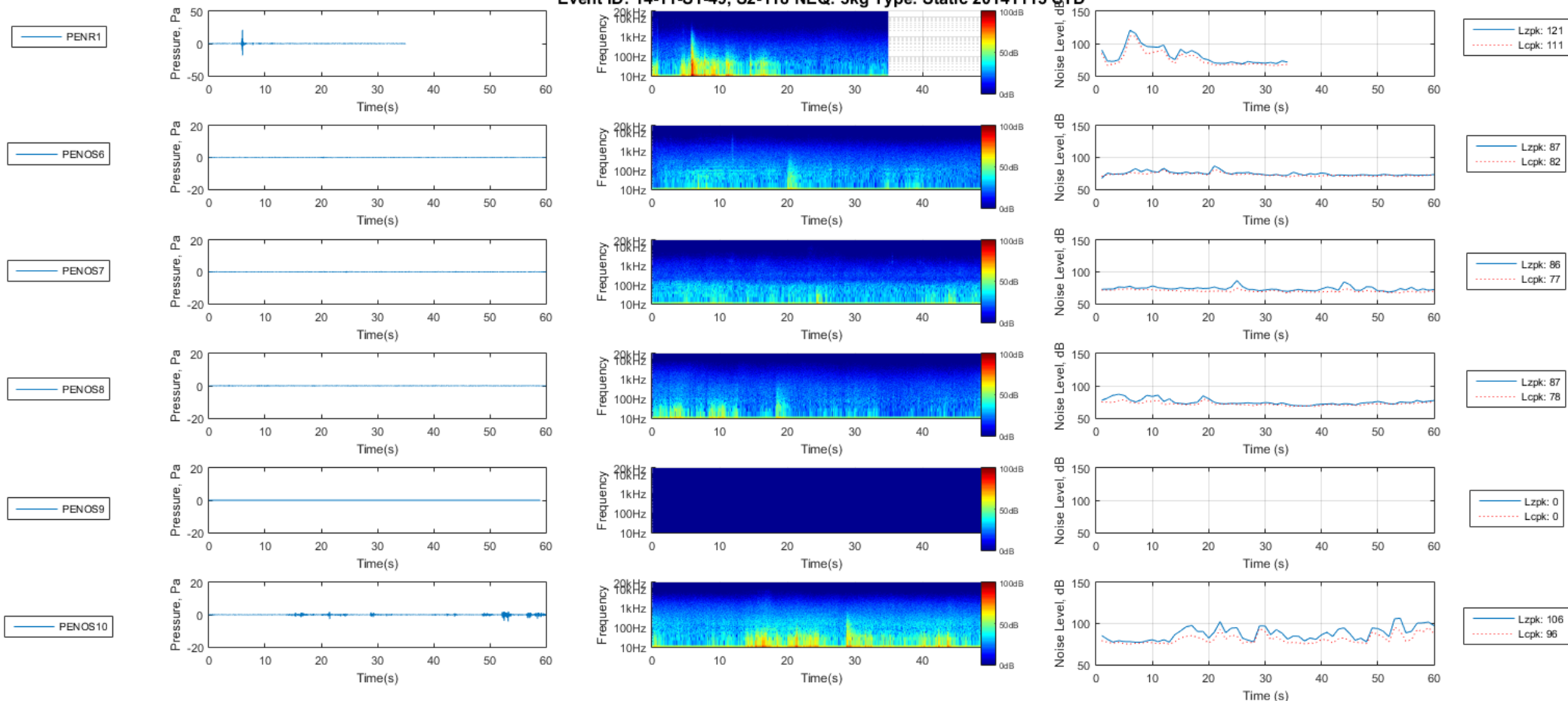


FIGURE 2.62: PEN_OS 6 - 10 14-11-S1-49, S2-118

Event ID: 14-11-S1-49, S2-118 NEQ: 5kg Type: Static 20141113

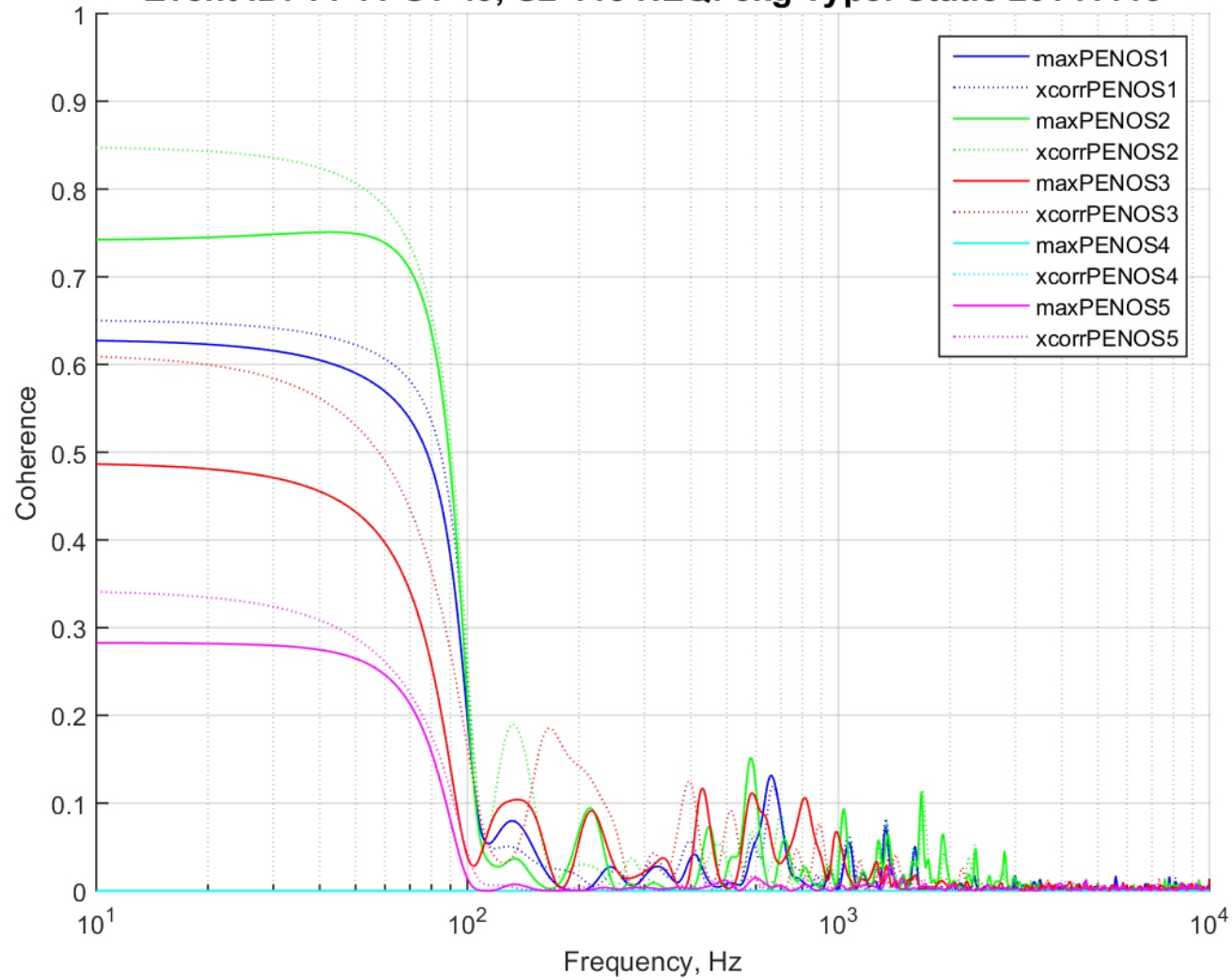


FIGURE 2.63: COHERENCE PEN_OS 1 - 5 14-11-S1-49, S2-118

Event ID: 14-11-S1-49, S2-118 NEQ: 5kg Type: Static 20141113

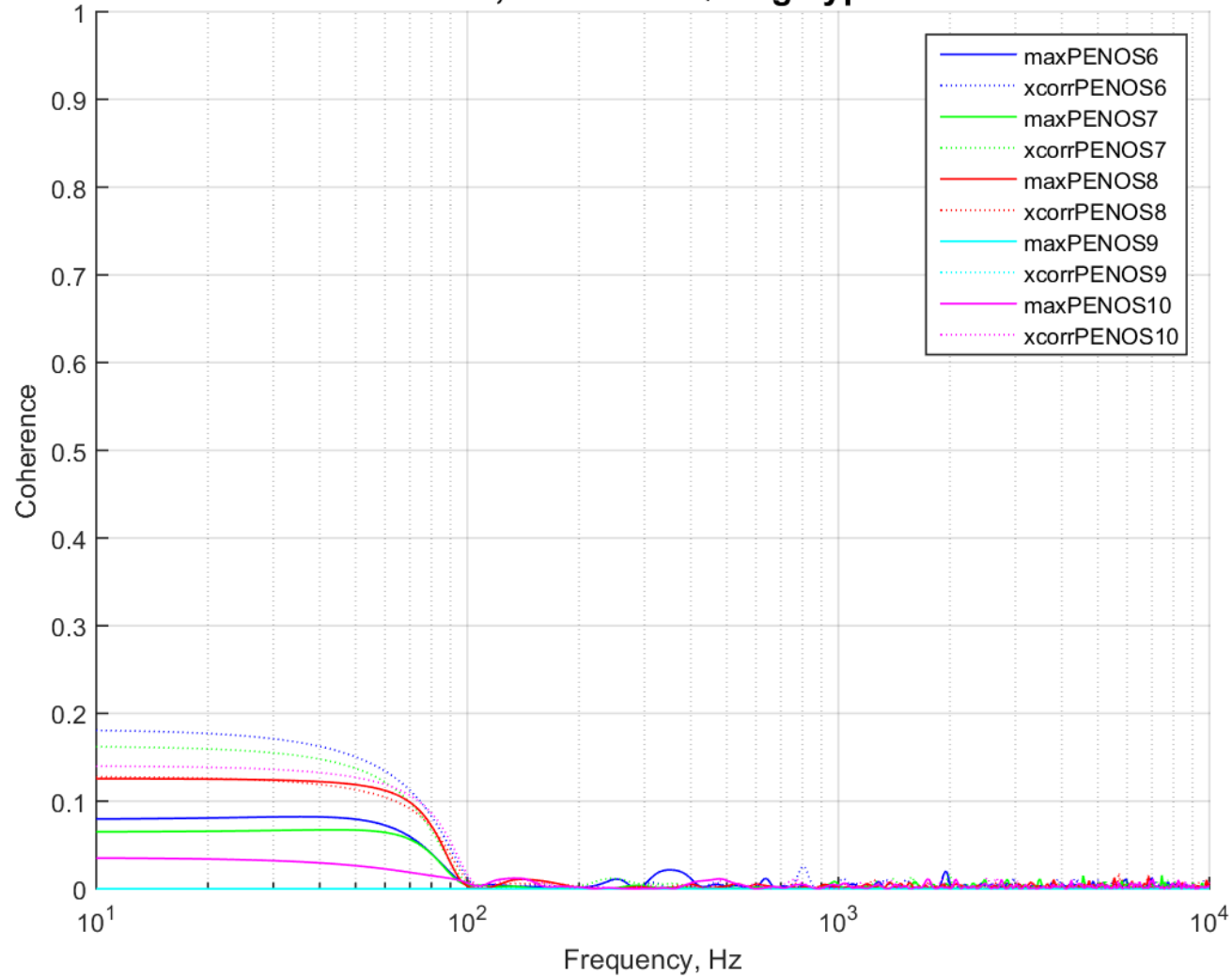


FIGURE 2.64: COHERENCE PEN_OS 6 - 10 14-11-S1-49, S2-118CTD

Event ID: 14-11-S1-49, S2-118 NEQ: 5kg Type: Static 20141113

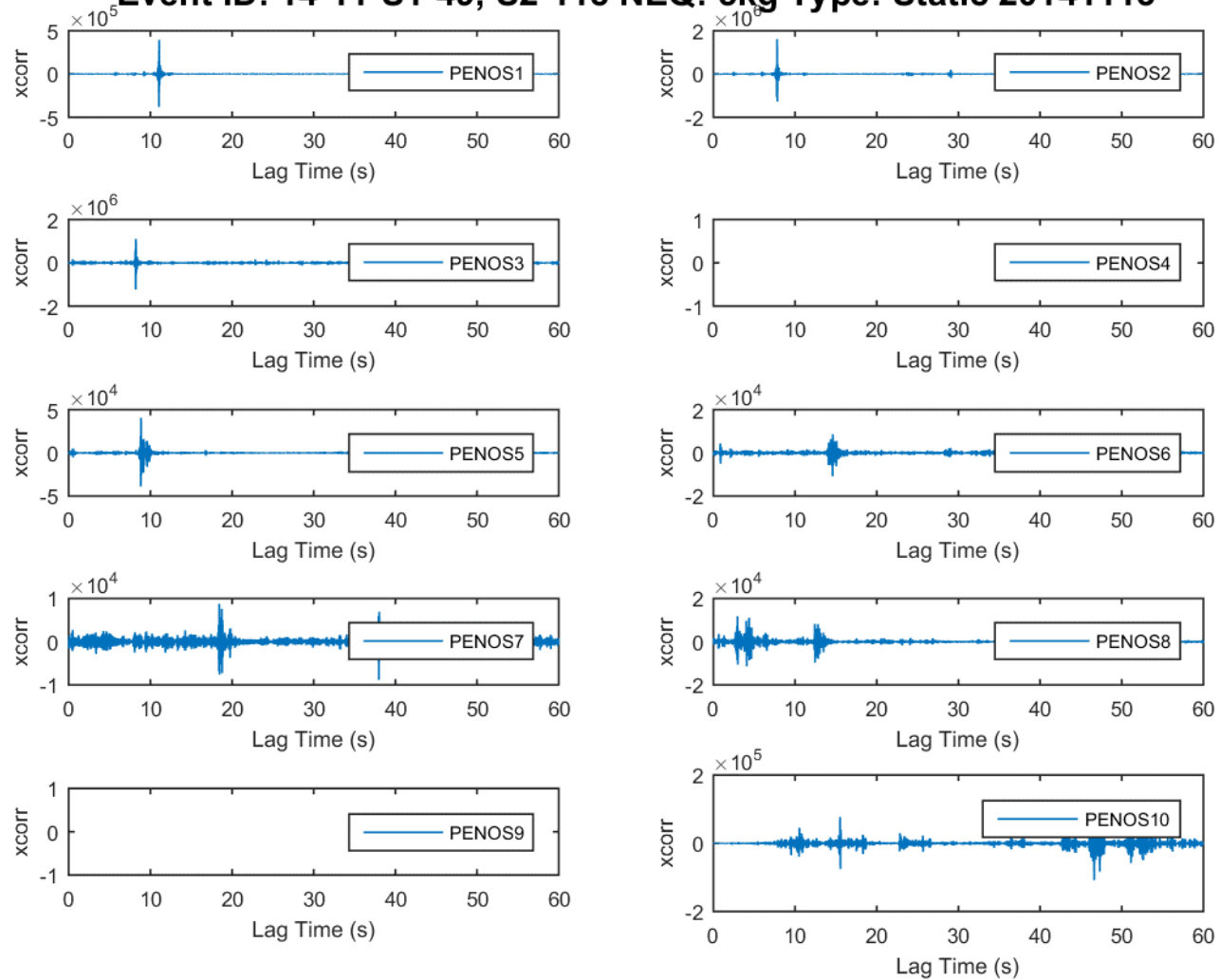


FIGURE 2.65: CROSS CORRELATION PEN_OS 1 - 10 14-11-S1-49, S2-118

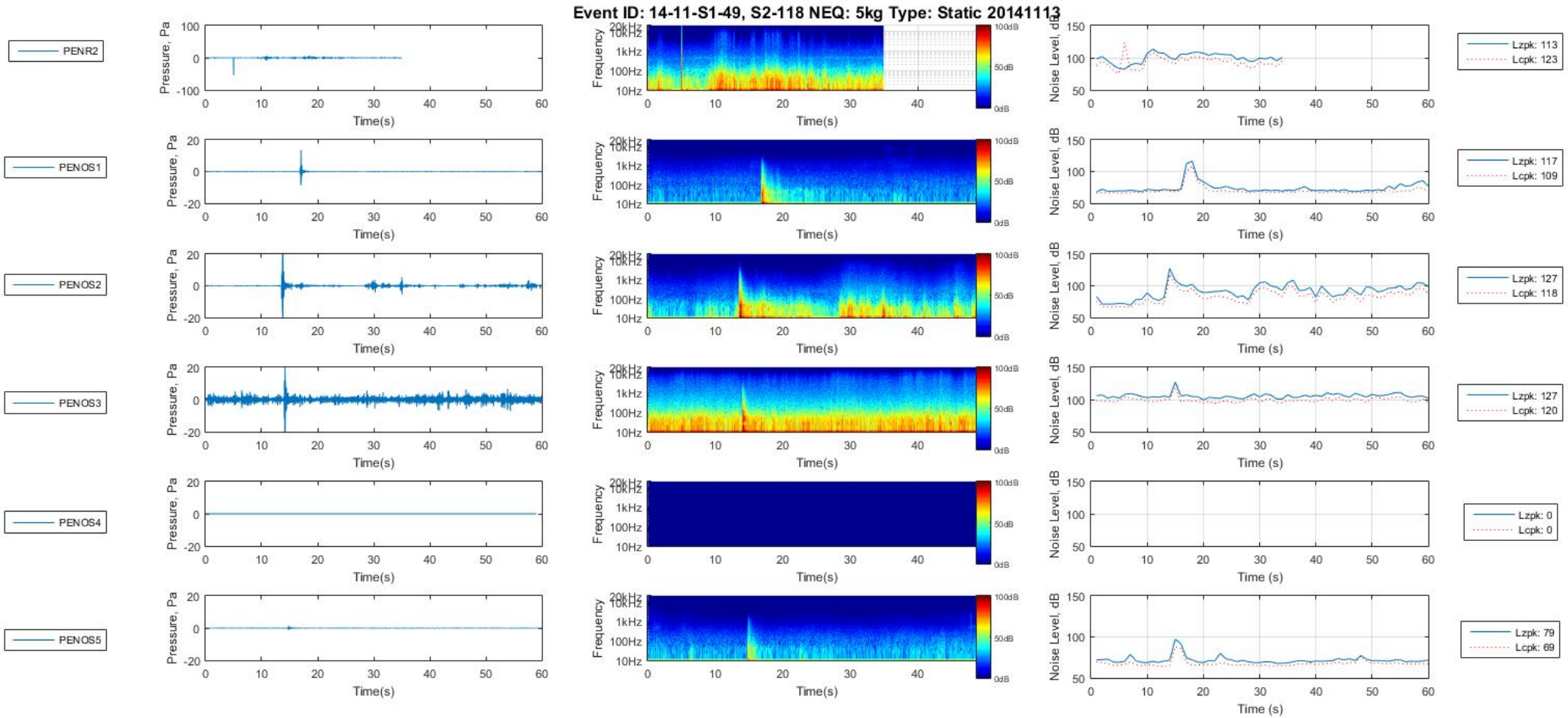


FIGURE 2.66: PEN_OS 1 - 5 14-11-S1-49, S2-118

Event ID: 14-11-S1-49, S2-118 NEQ: 5kg Type: Static 20141113 CTD

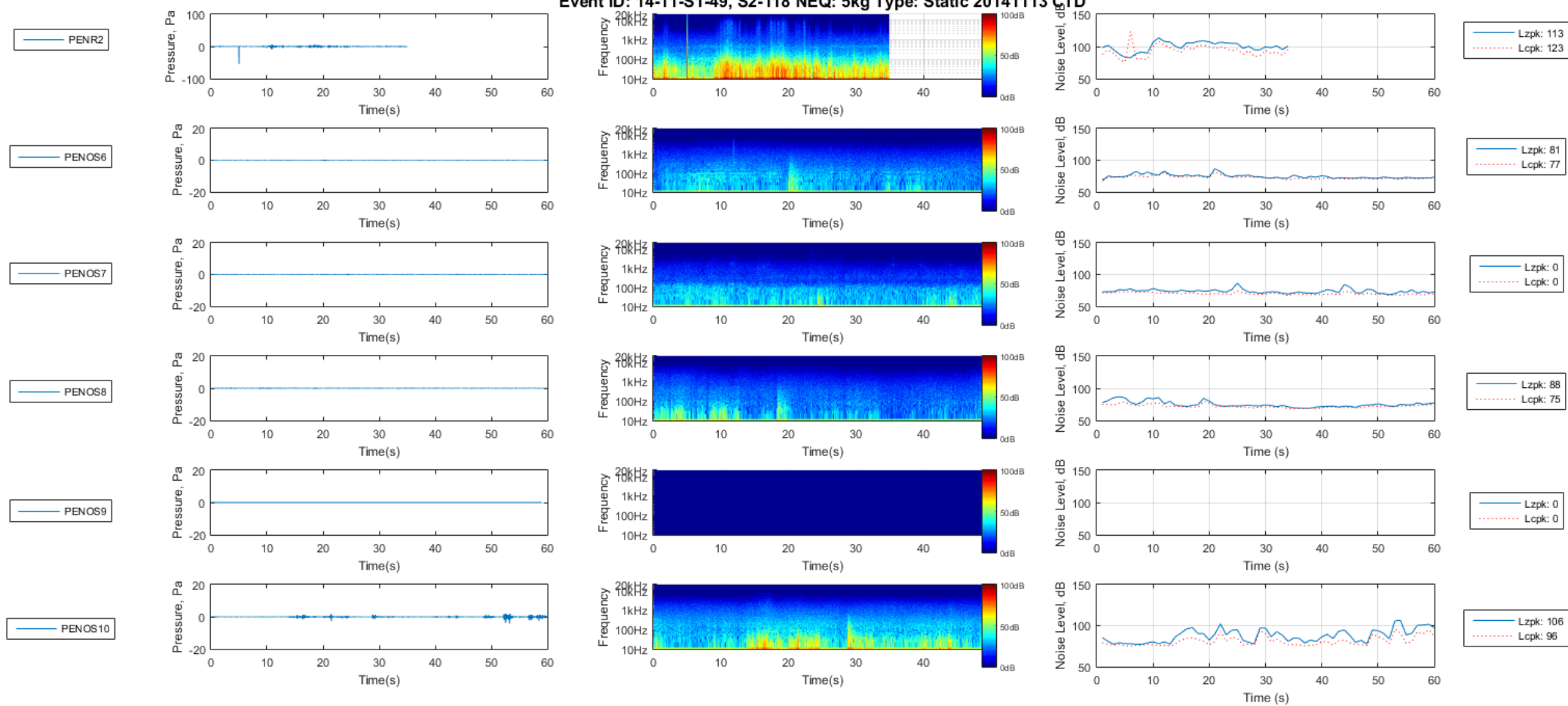


FIGURE 2.67: PEN_OS 6 - 10 14-11-S1-49, S2-118

Event ID: 14-11-S1-49, S2-118 NEQ: 5kg Type: Static 20141113

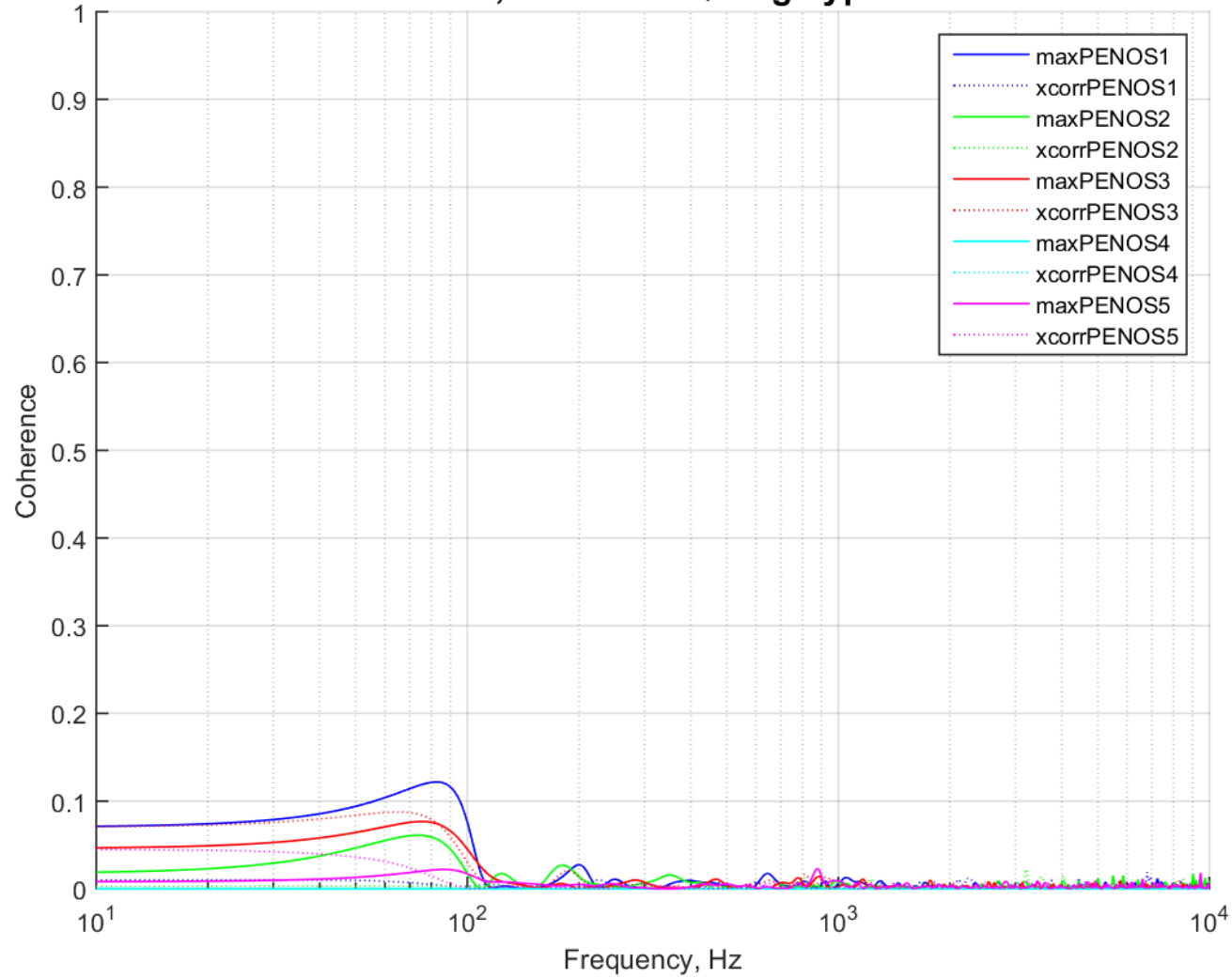


FIGURE 2.68: COHERENCE PEN_OS 1 - 5 14-11-S1-49, S2-118

Event ID: 14-11-S1-49, S2-118 NEQ: 5kg Type: Static 20141113

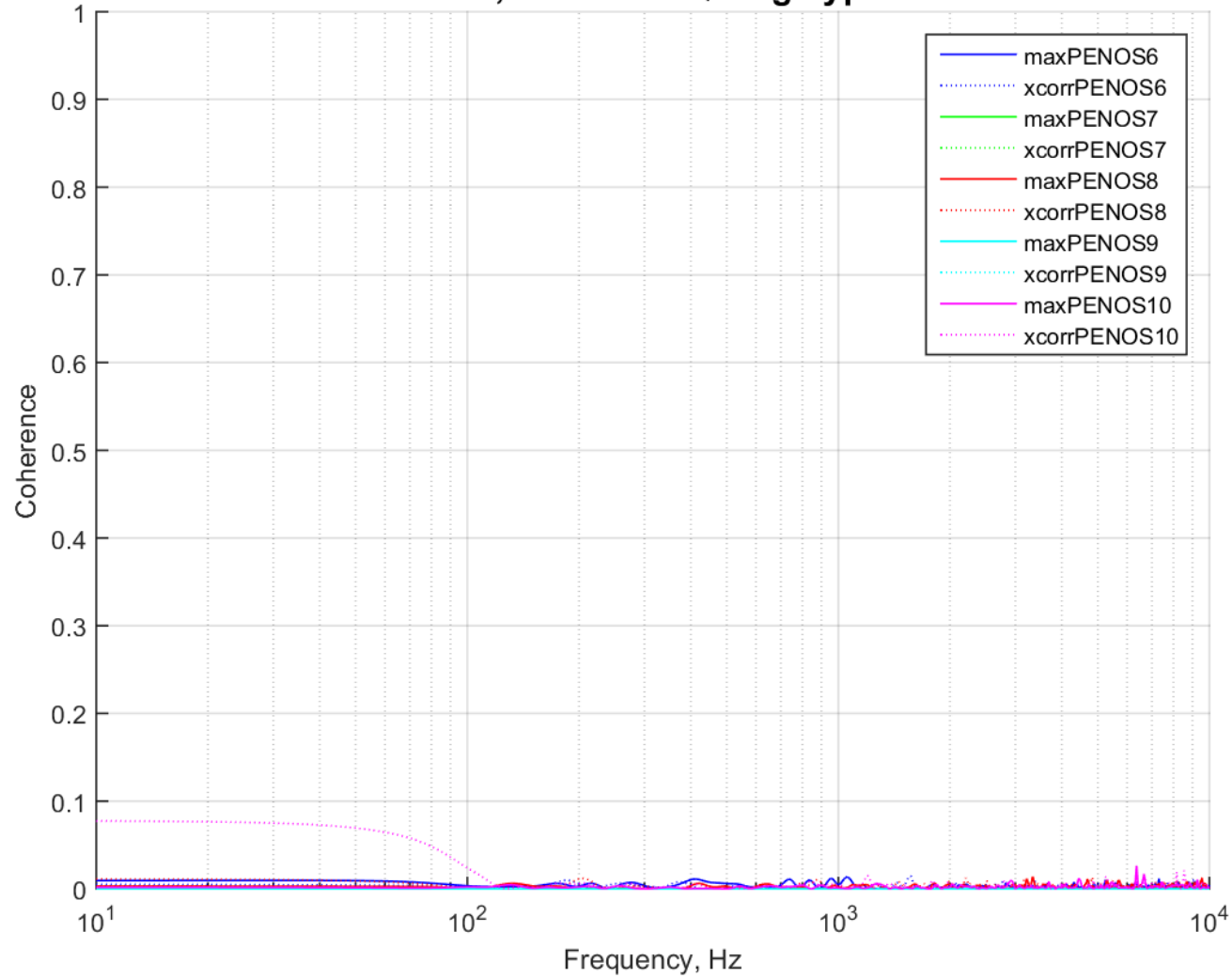


FIGURE 2.69: COHERENCE PEN_OS 6 - 10 14-11-S1-49, S2-118CTD

Event ID: S1-49, S2-118 NEQ: 5kg Type: Static 20141113

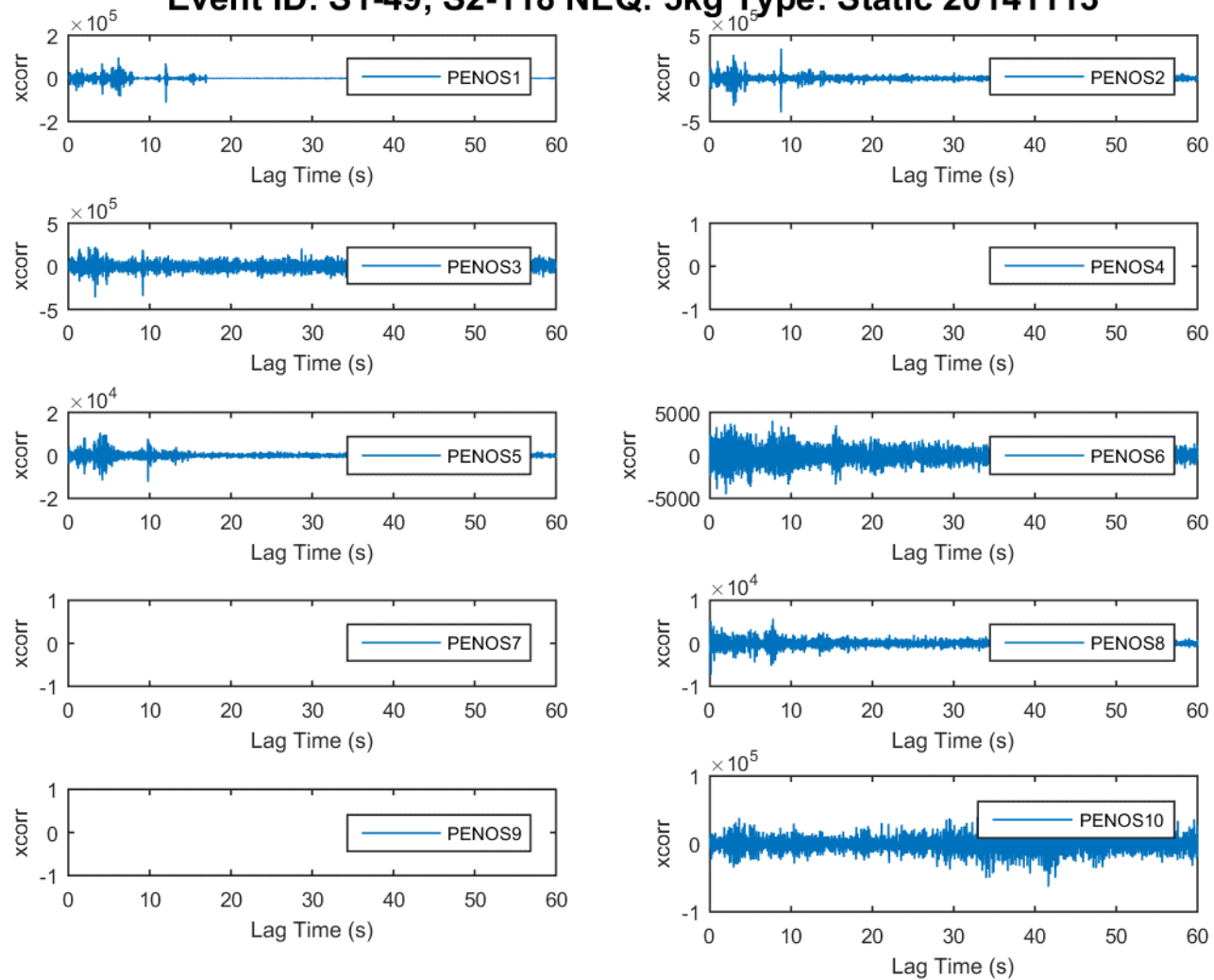


FIGURE 2.70: CROSS CORRELATION PEN_OS 1 - 10 14-11-S1-49, S2-118

Event ID: 14-11-S1-50, S2-122 NEQ: 20kg Type: Static 20141113

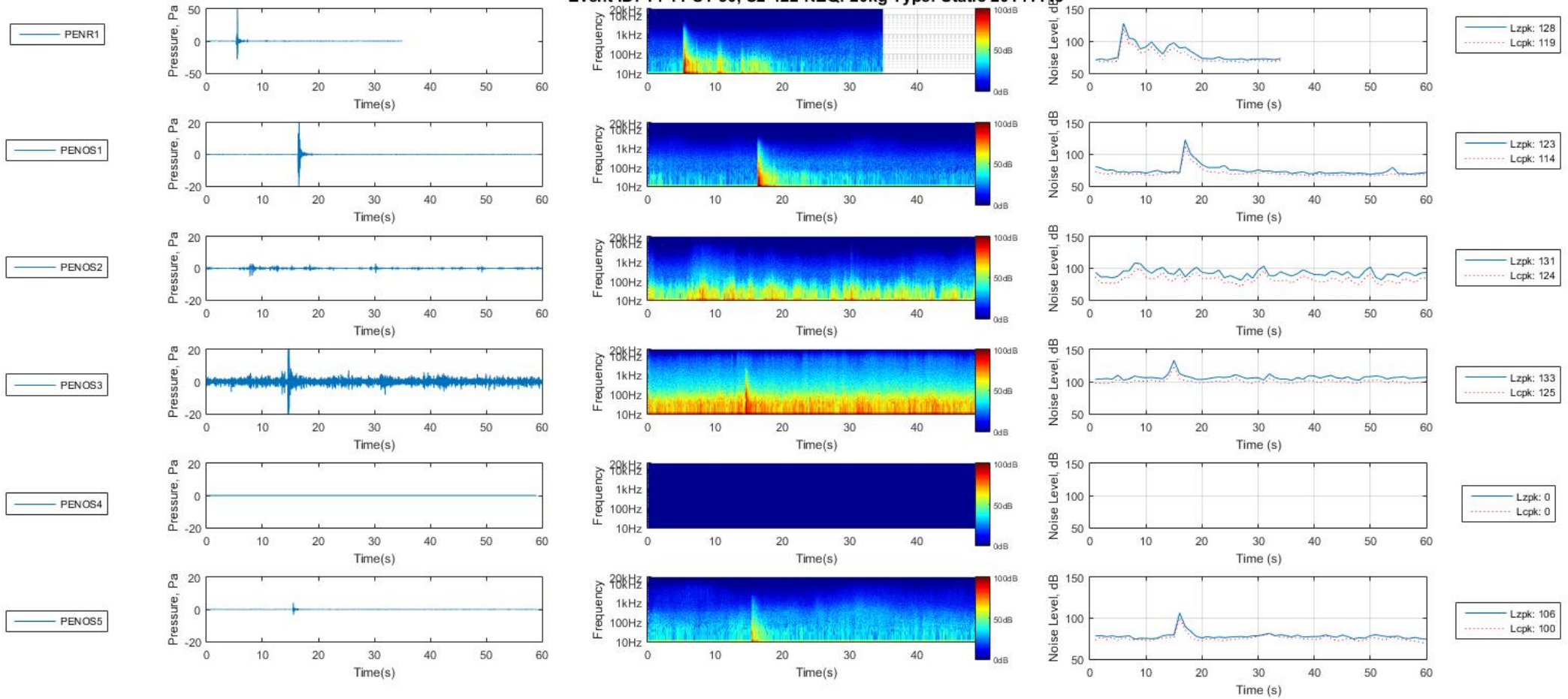


FIGURE 2.71: PEN_OS 1 - 5 14-11-S1-50, S2-122

Event ID: 14-11-S1-50, S2-122 NEQ: 20kg Type: Static 20141113 CTD

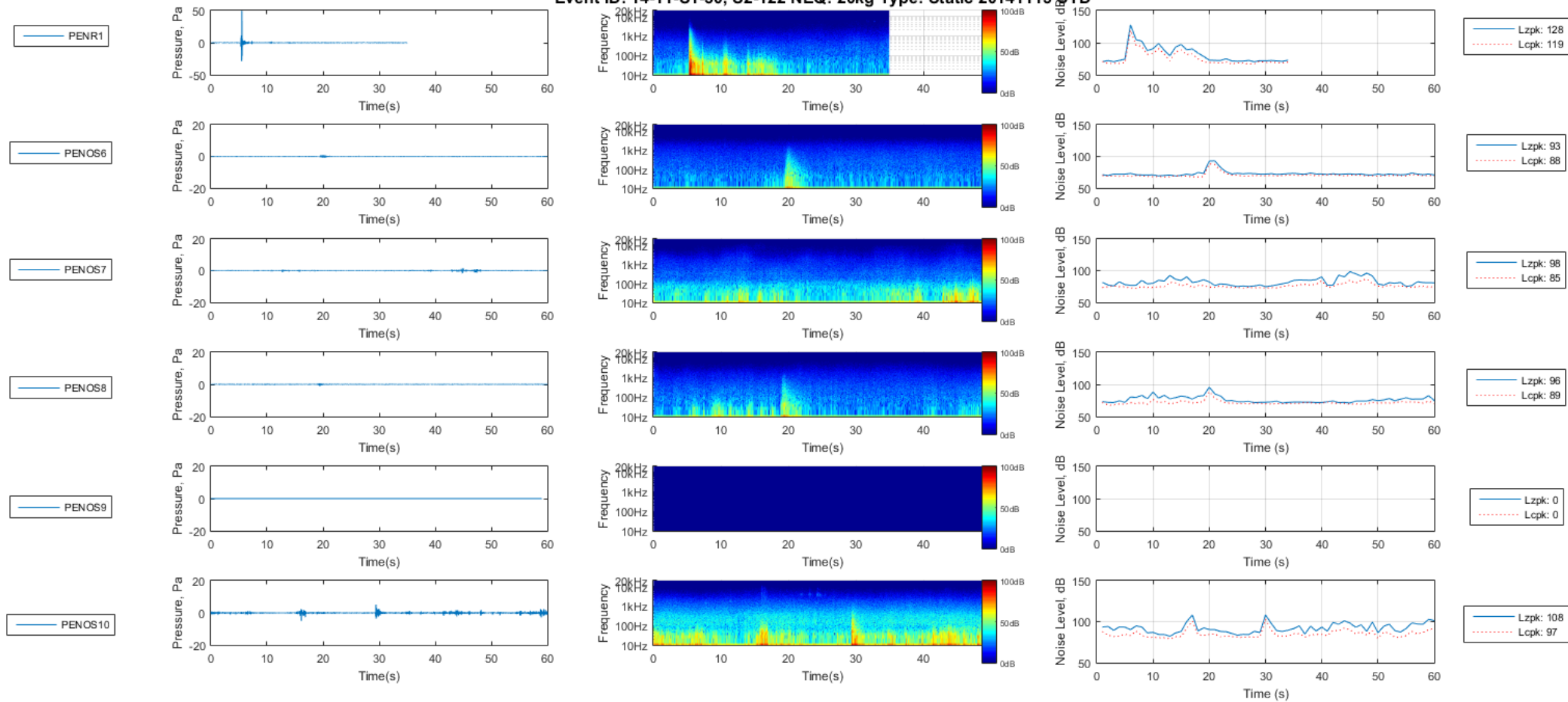


FIGURE 2.72: PEN_OS 6 - 10 14-11-S1-50, S2-122

Event ID: 14-11-S1-50, S2-122 NEQ: 20kg Type: Static 20141113

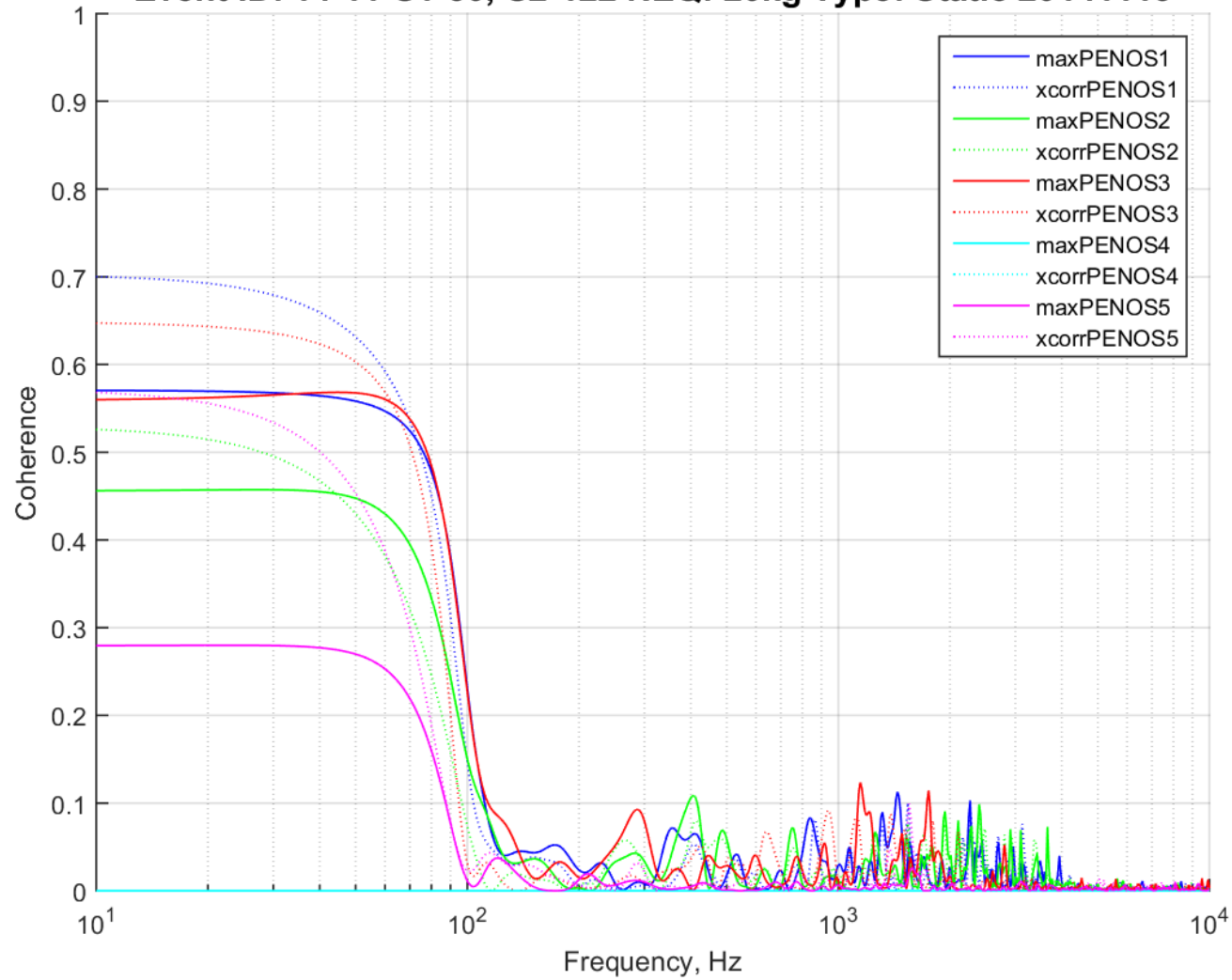


FIGURE 2.73: COHERENCE PEN_OS 1 - 5 14-11-S1-50, S2-122

Event ID: 14-11-S1-50, S2-122 NEQ: 20kg Type: Static 20141113

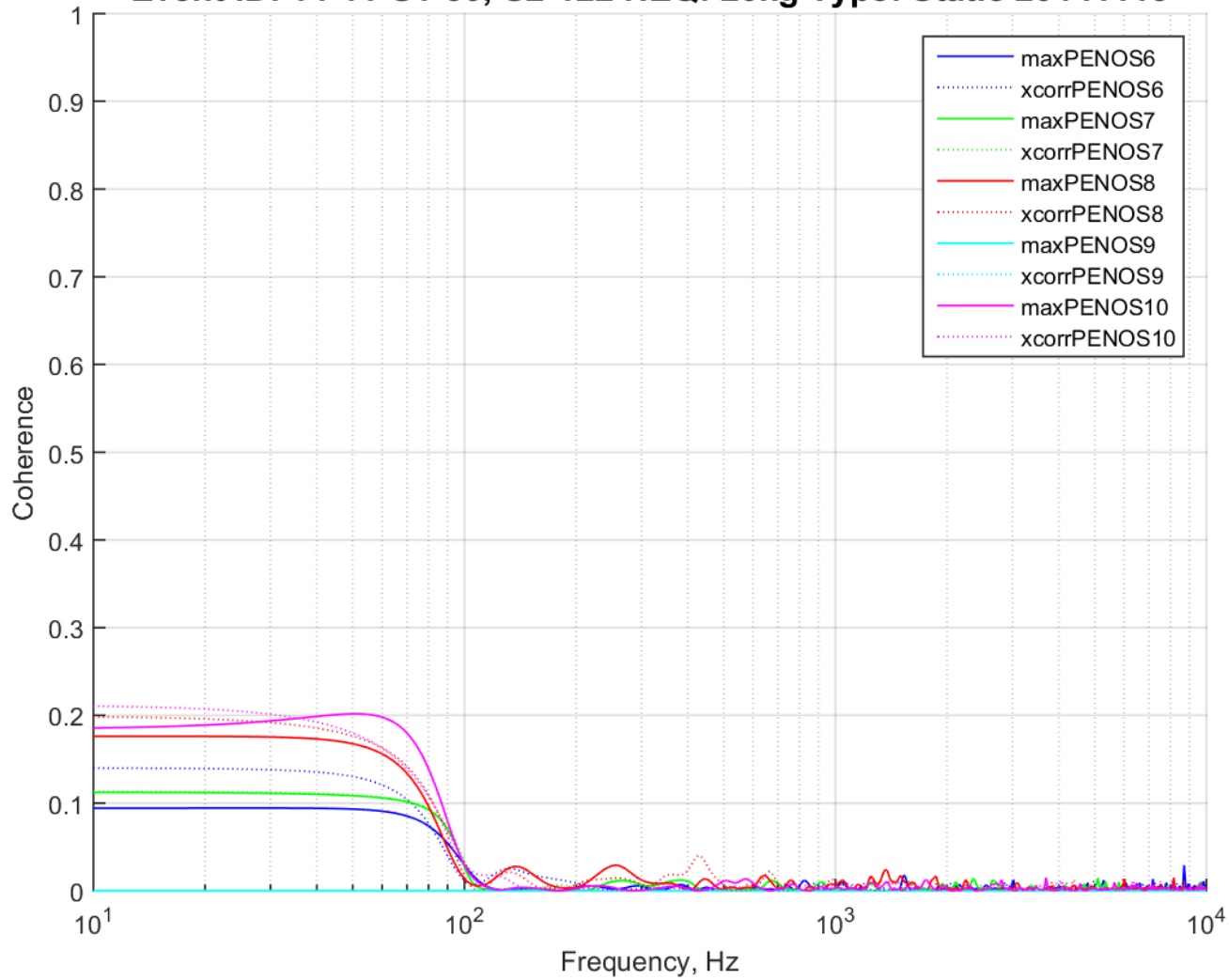


FIGURE 2.74: COHERENCE PEN_OS 6 - 10 14-11-S1-50, S2-122CTD

Event ID: 14-11-S1-50, S2-122 NEQ: 20kg Type: Static 20141113

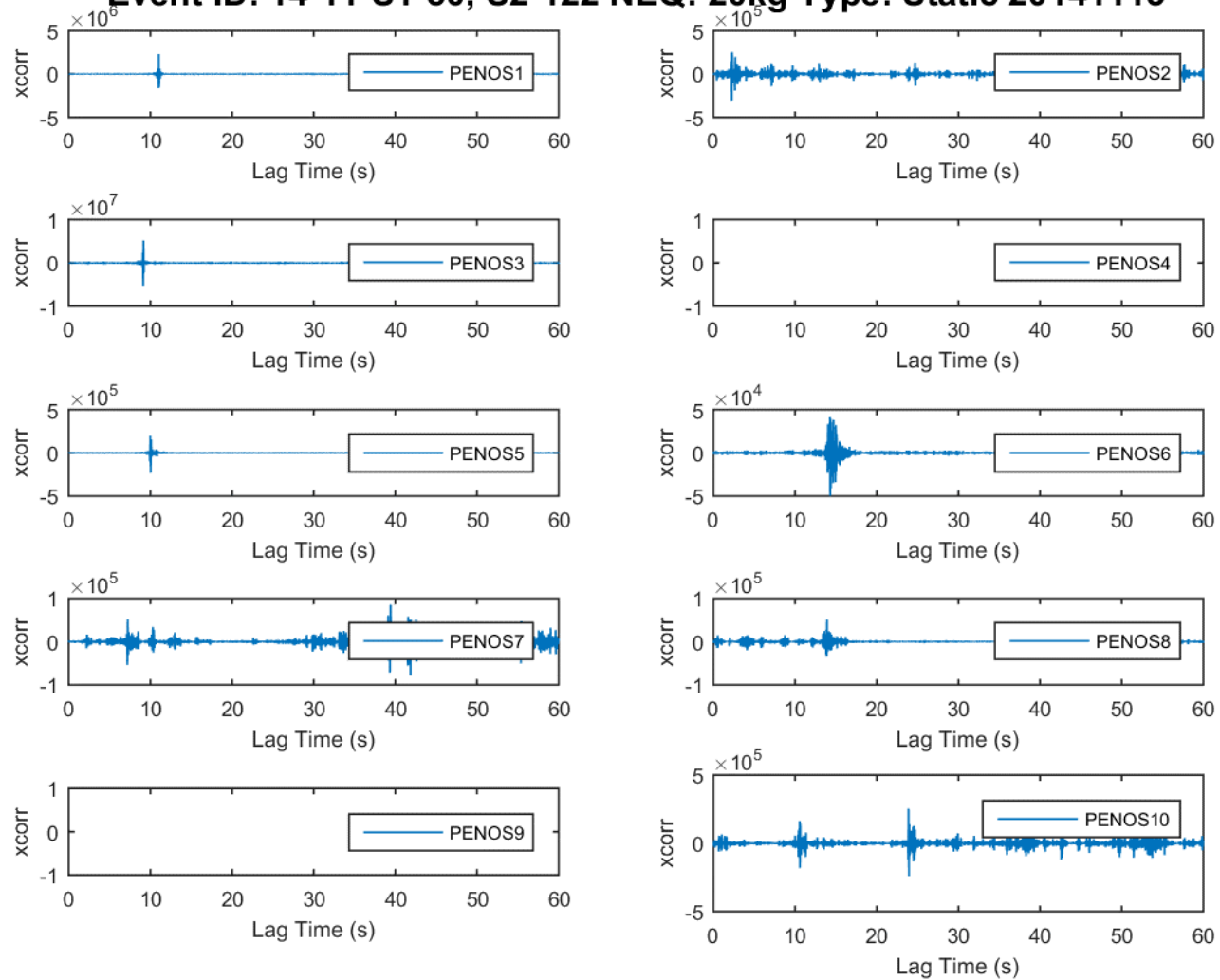


FIGURE 2.75: CROSS CORRELATION PEN_OS 1 - 10 14-11-S1-50, S2-122

Event ID: 14-11-S1-50, S2-122 NEQ: 20kg Type: Static 20141113

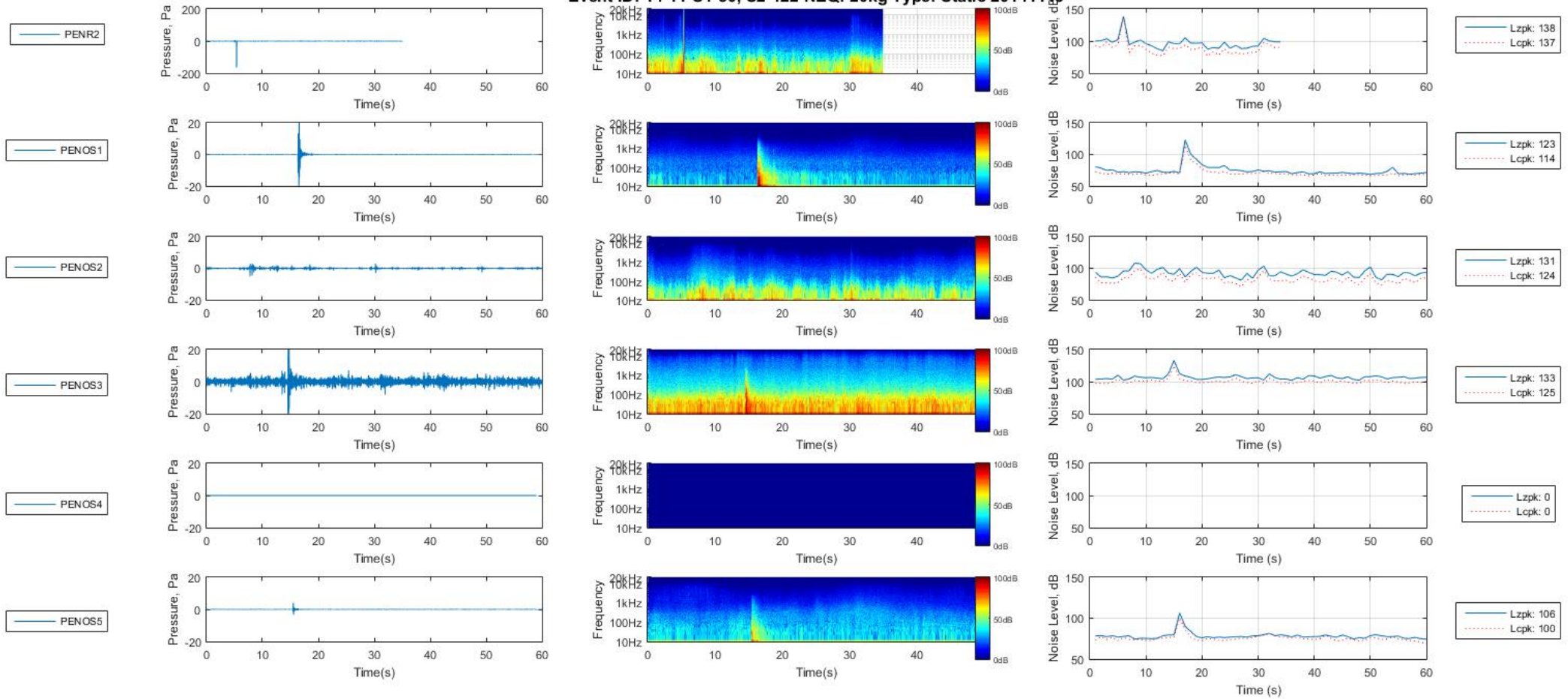


FIGURE 2.76: PEN_OS 1 - 5 14-11-S1-50, S2-122

Event ID: 14-11-S1-50, S2-122 NEQ: 20kg Type: Static 20141113 CTD

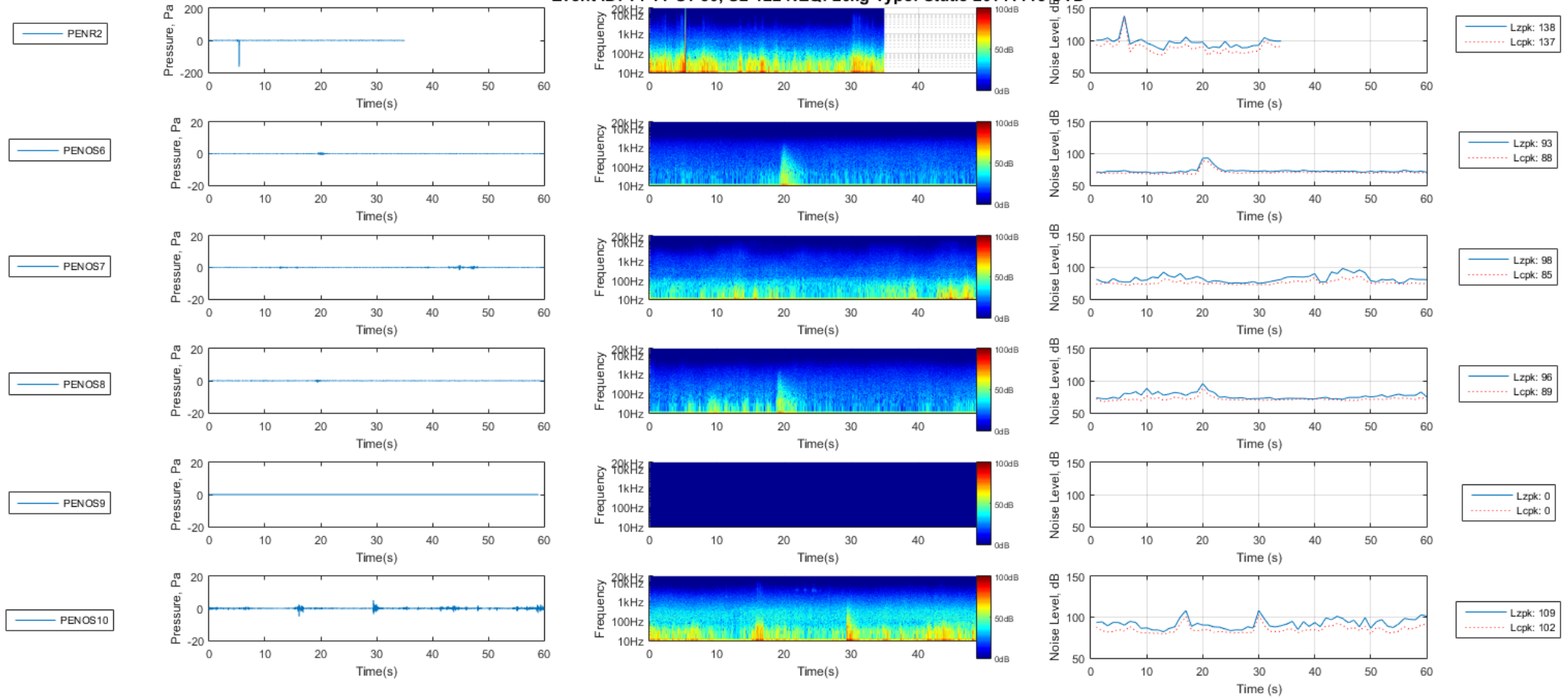


FIGURE 2.77: PEN_OS 6 - 10 14-11-S1-50, S2-122

Event ID: 14-11-S1-50, S2-122 NEQ: 20kg Type: Static 20141113

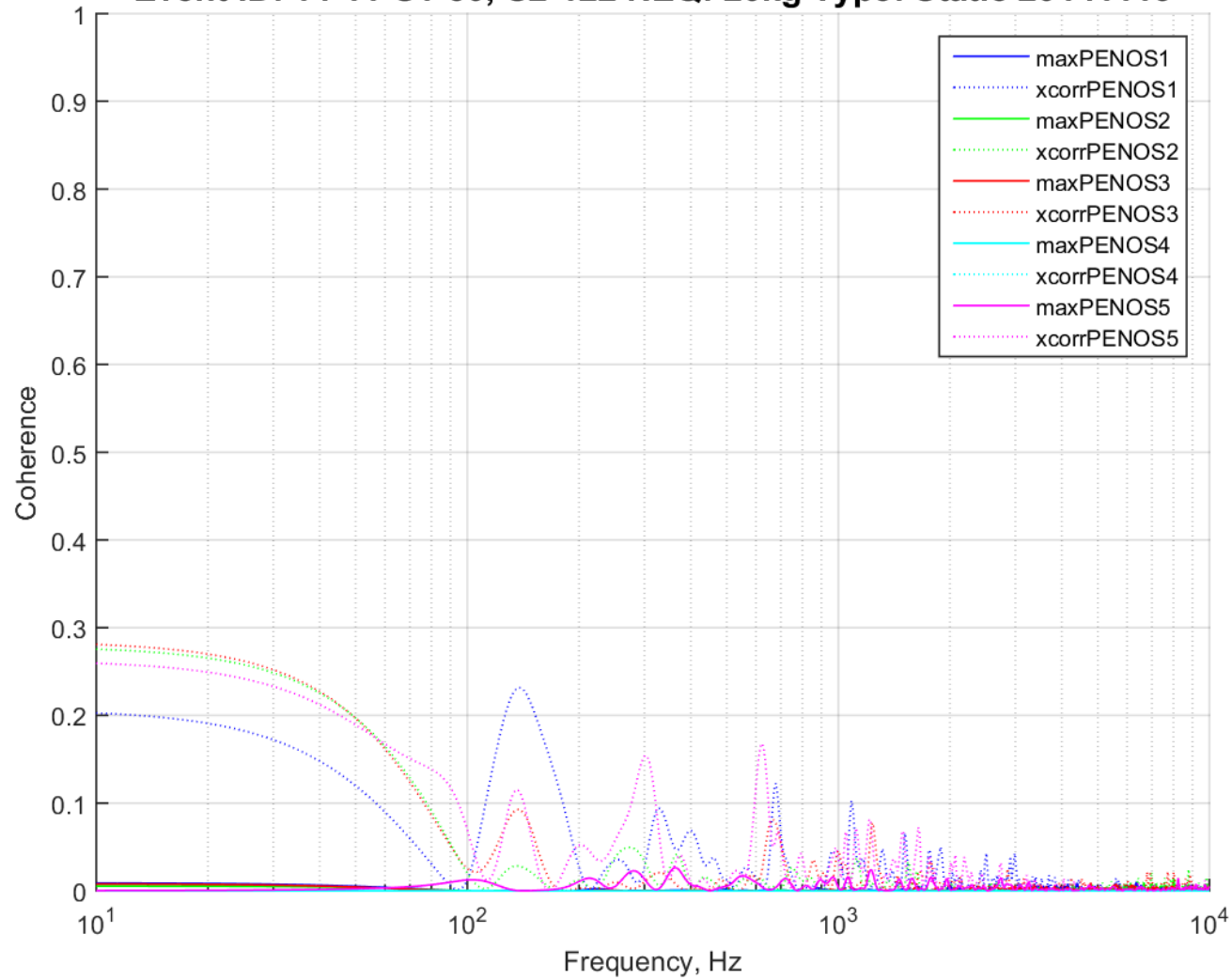


FIGURE 2.78: COHERENCE PEN_OS 1 - 5 14-11-S1-50, S2-122

Event ID: 14-11-S1-50, S2-122 NEQ: 20kg Type: Static 20141113

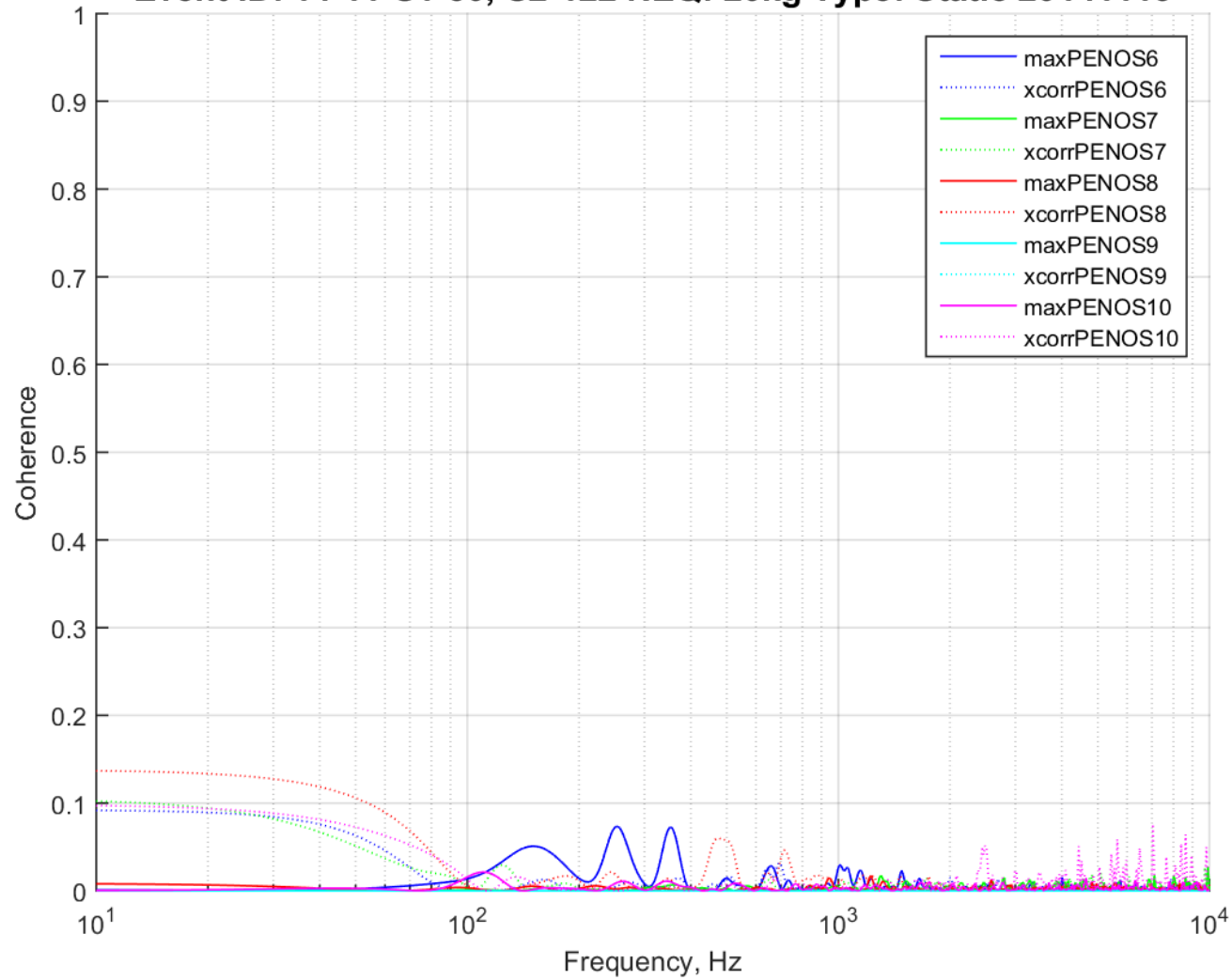


FIGURE 2.79: COHERENCE PEN_OS 6 - 10 14-11-S1-50, S2-122CTD

Event ID: 14-11-S1-50, S2-122 NEQ: 20kg Type: Static 20141113

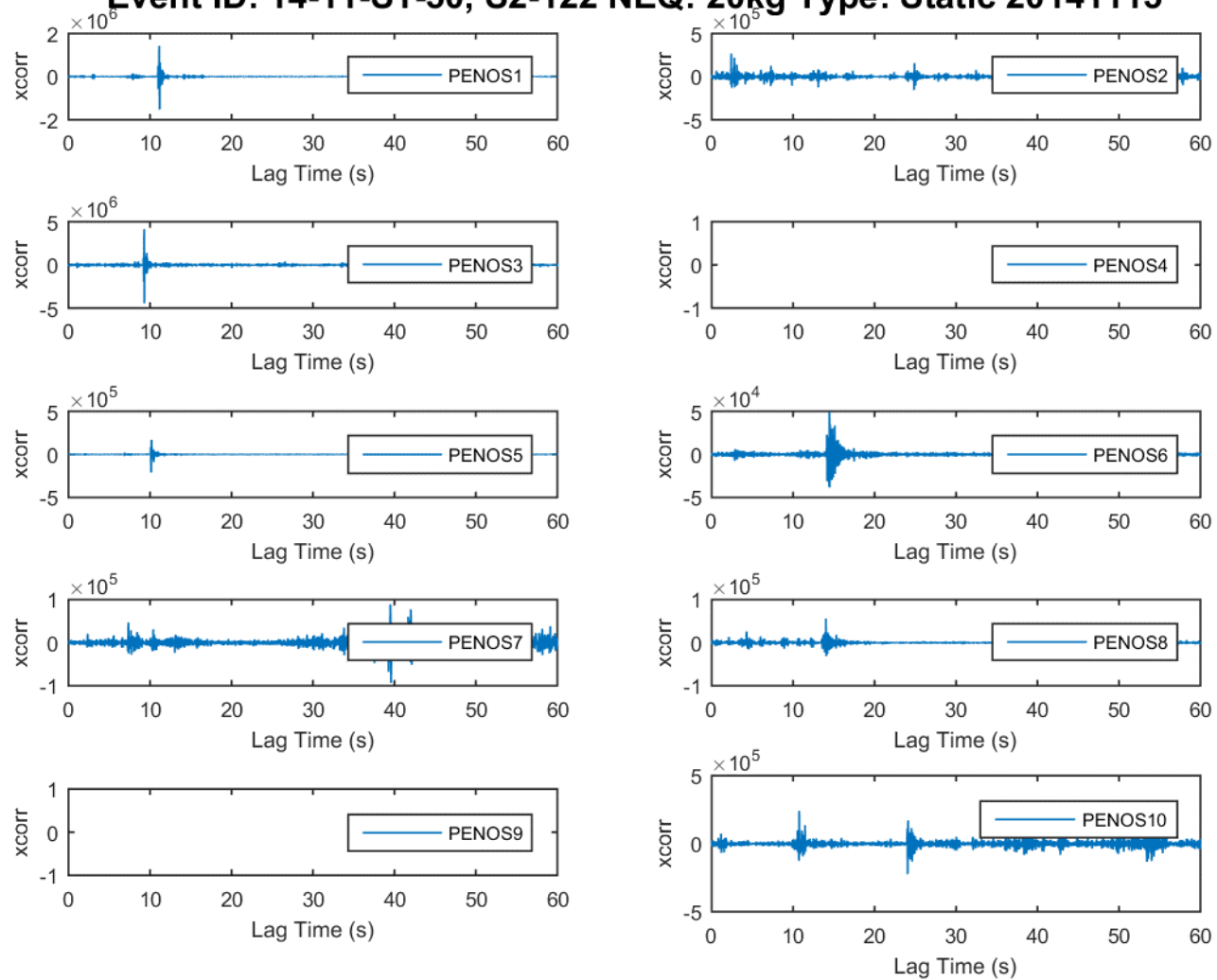


FIGURE 2.80: CROSS CORRELATION PEN_OS 1 - 10 14-11-S1-50, S2-122

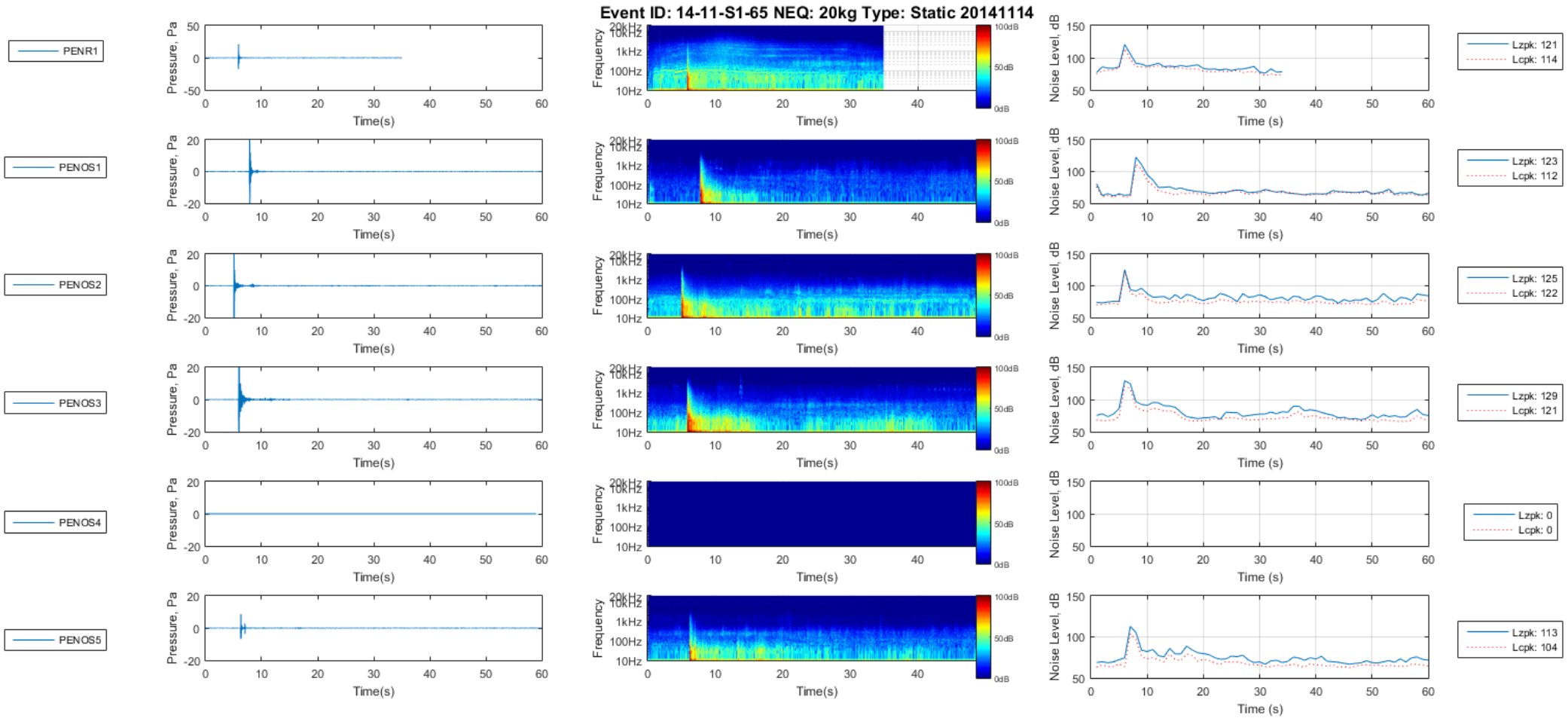
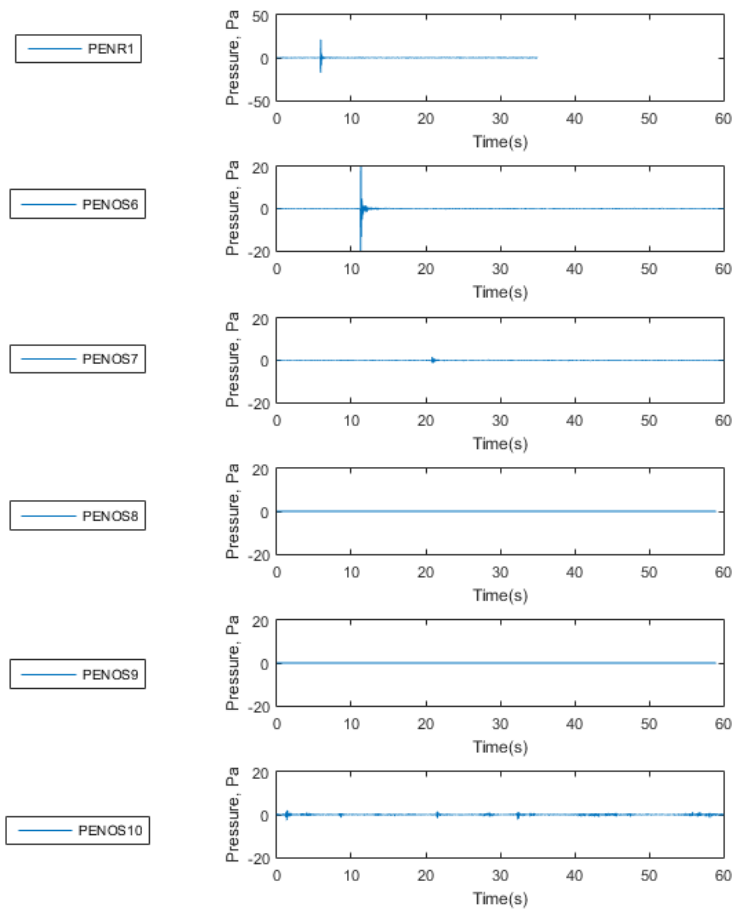


FIGURE 2.81: PEN_OS 1 - 5 14-11-S1-65



Event ID: 14-11-S1-65 NEQ: 20kg Type: Static 20141114 CTD.

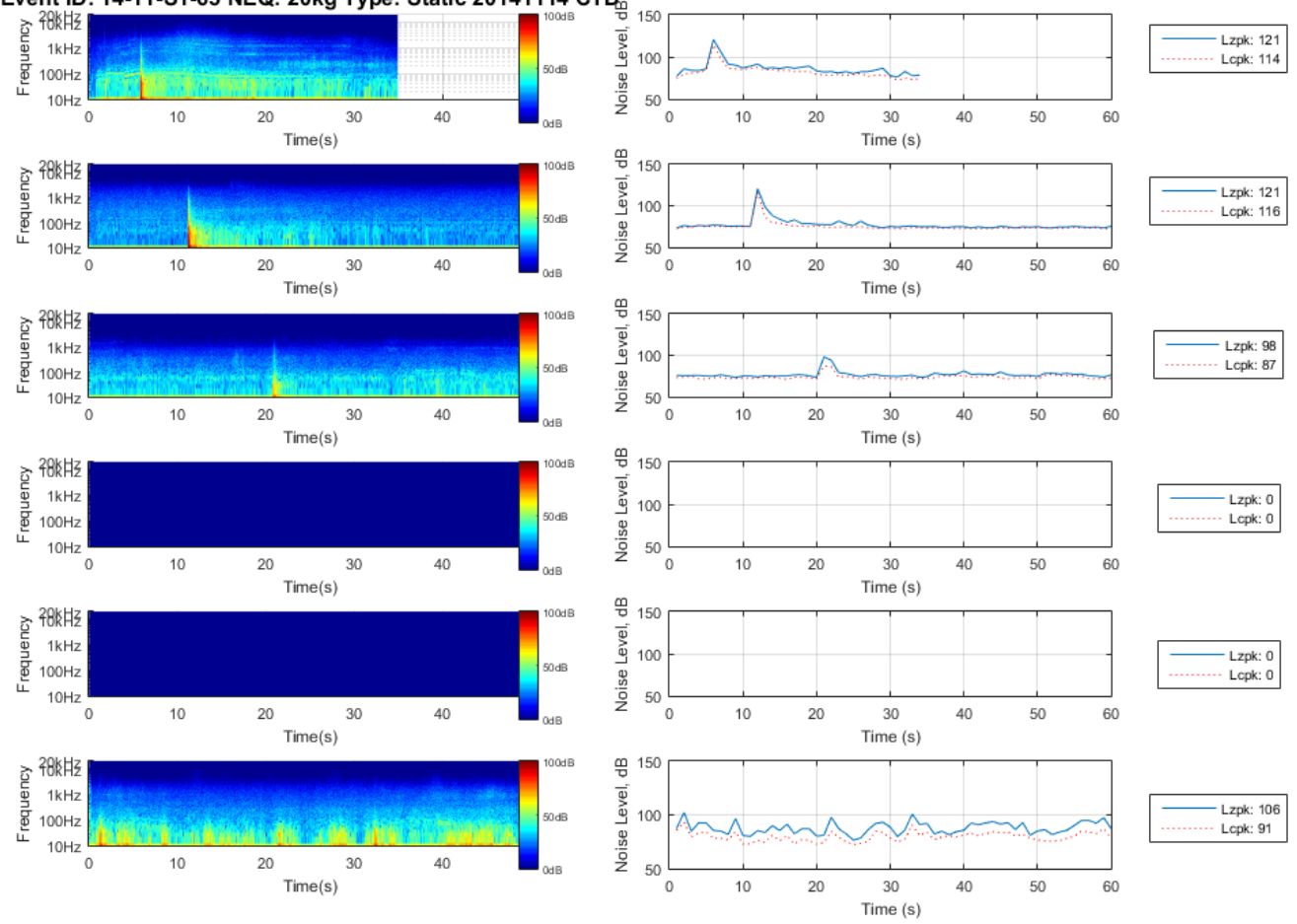


FIGURE 2.82: PEN_OS 6 - 10 14-11-S1-65

Event ID: 14-11-S1-65 NEQ: 20kg Type: Static 20141114

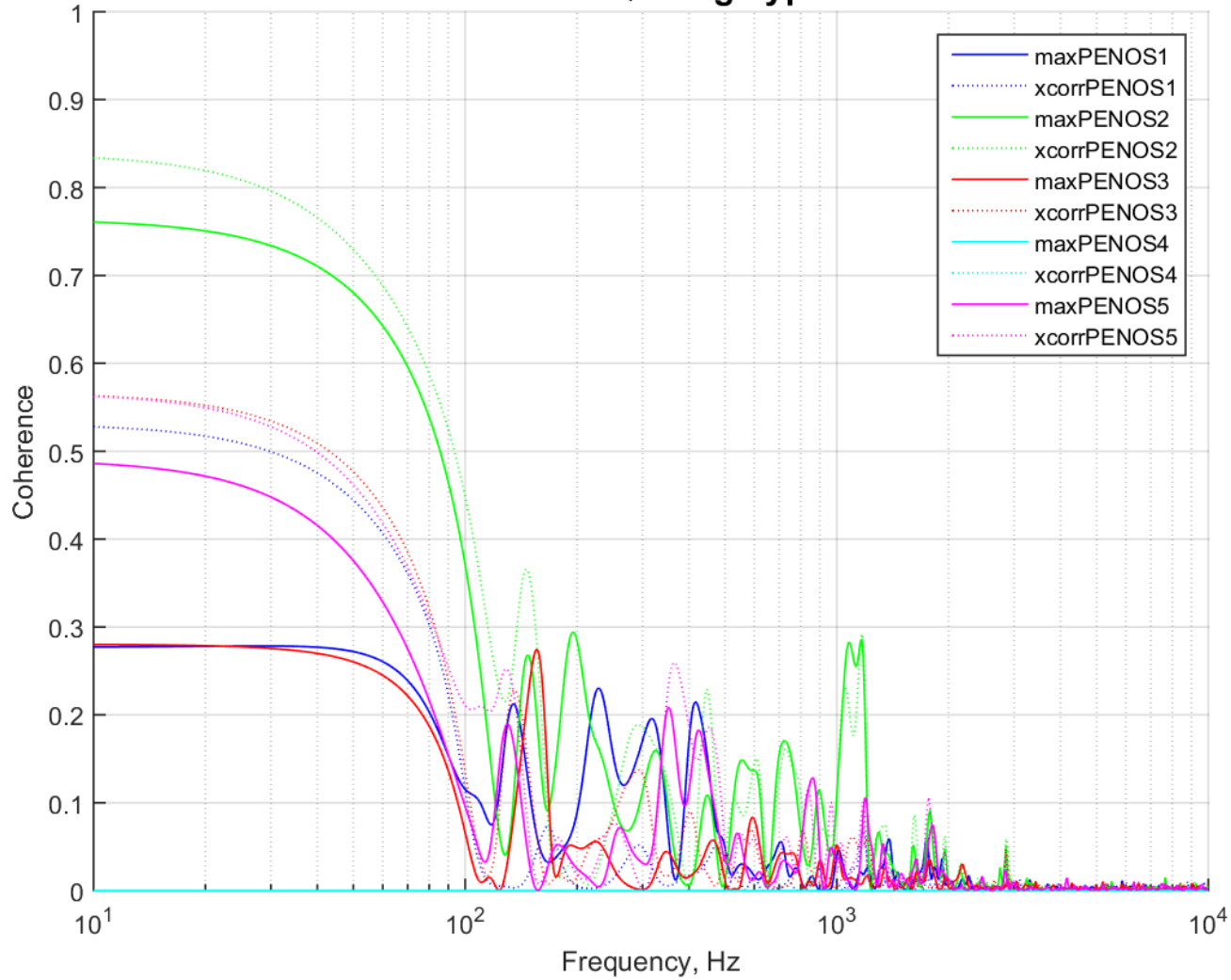


FIGURE 2.83: COHERENCE PEN_OS 1 - 5 14-11-S1-65

Event ID: 14-11-S1-65 NEQ: 20kg Type: Static 20141114

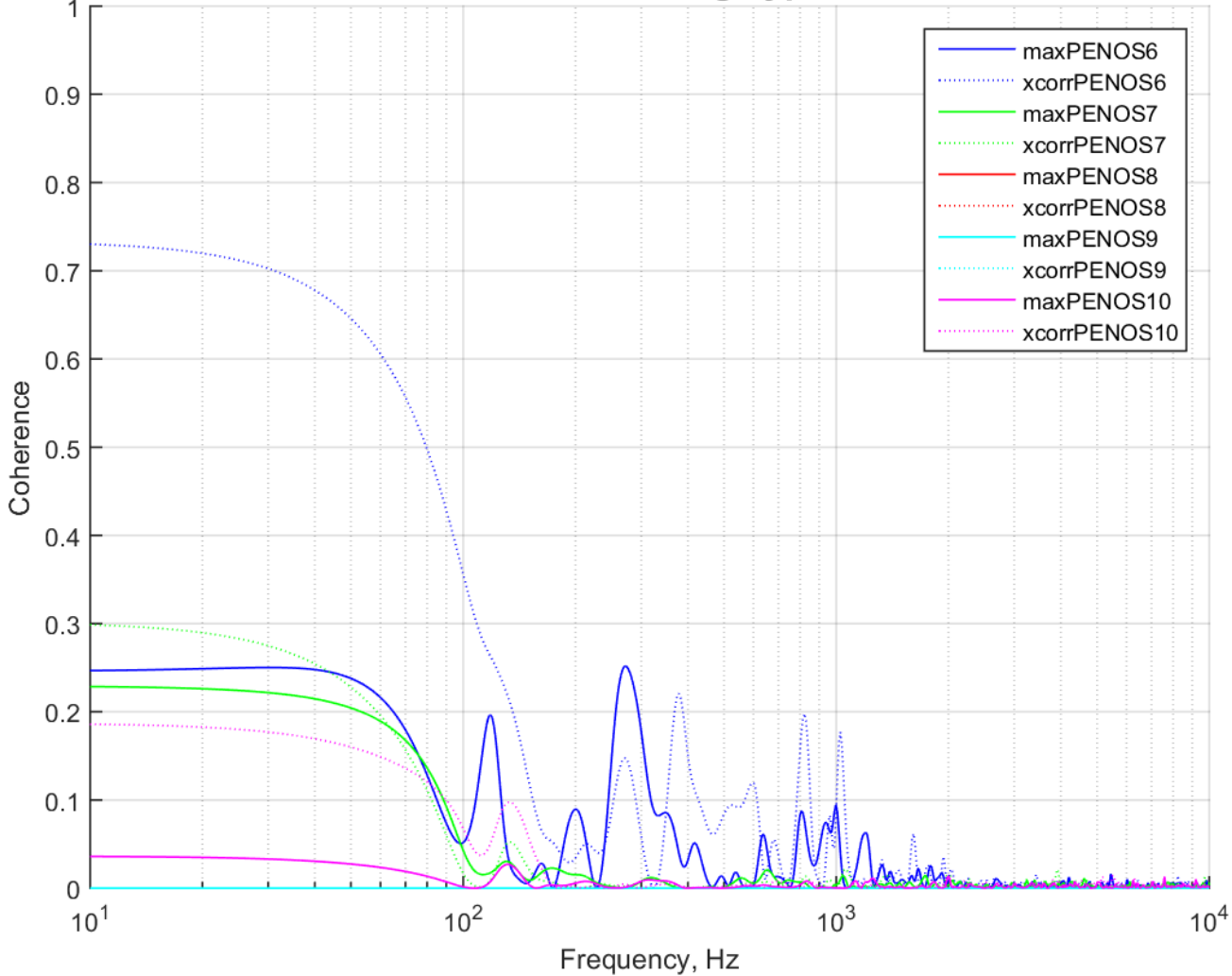


FIGURE 2.84: COHERENCE PEN_OS 6 - 10 14-11-S1-65CTD

Event ID: 14-11-S1-65 NEQ: 20kg Type: Static 20141114

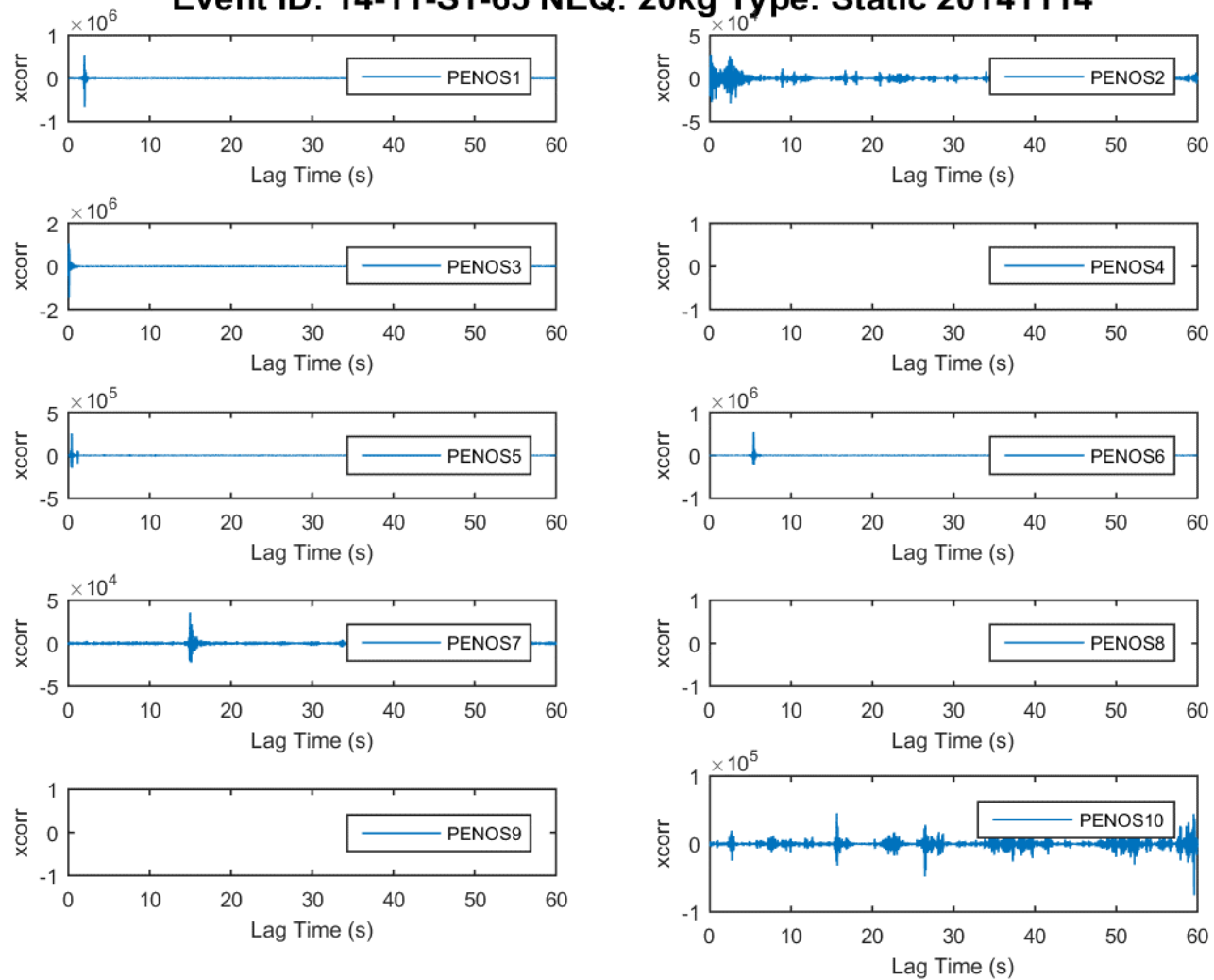


FIGURE 2.85: CROSS CORRELATION PEN_OS 1 - 10 14-11-S1-65

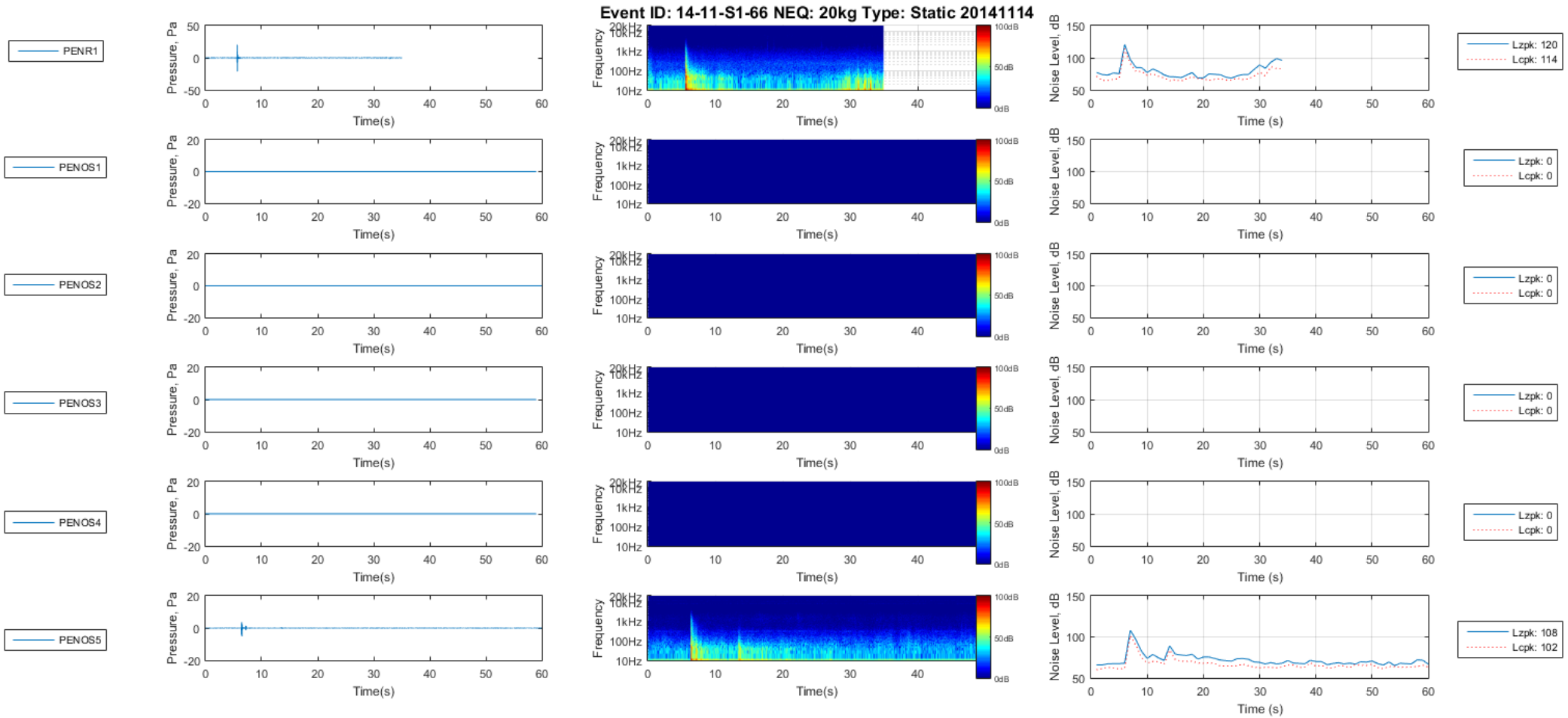
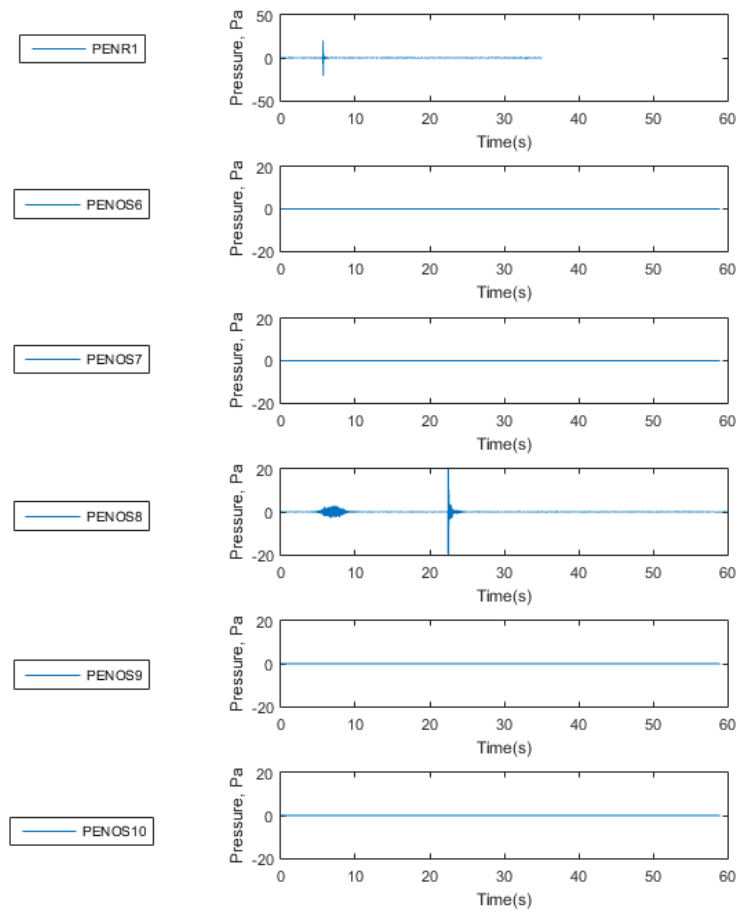


FIGURE 2.86: PEN_OS 1 - 5 14-11-S1-66



Event ID: 14-11-S1-66 NEQ: 20kg Type: Static 20141114 CTD

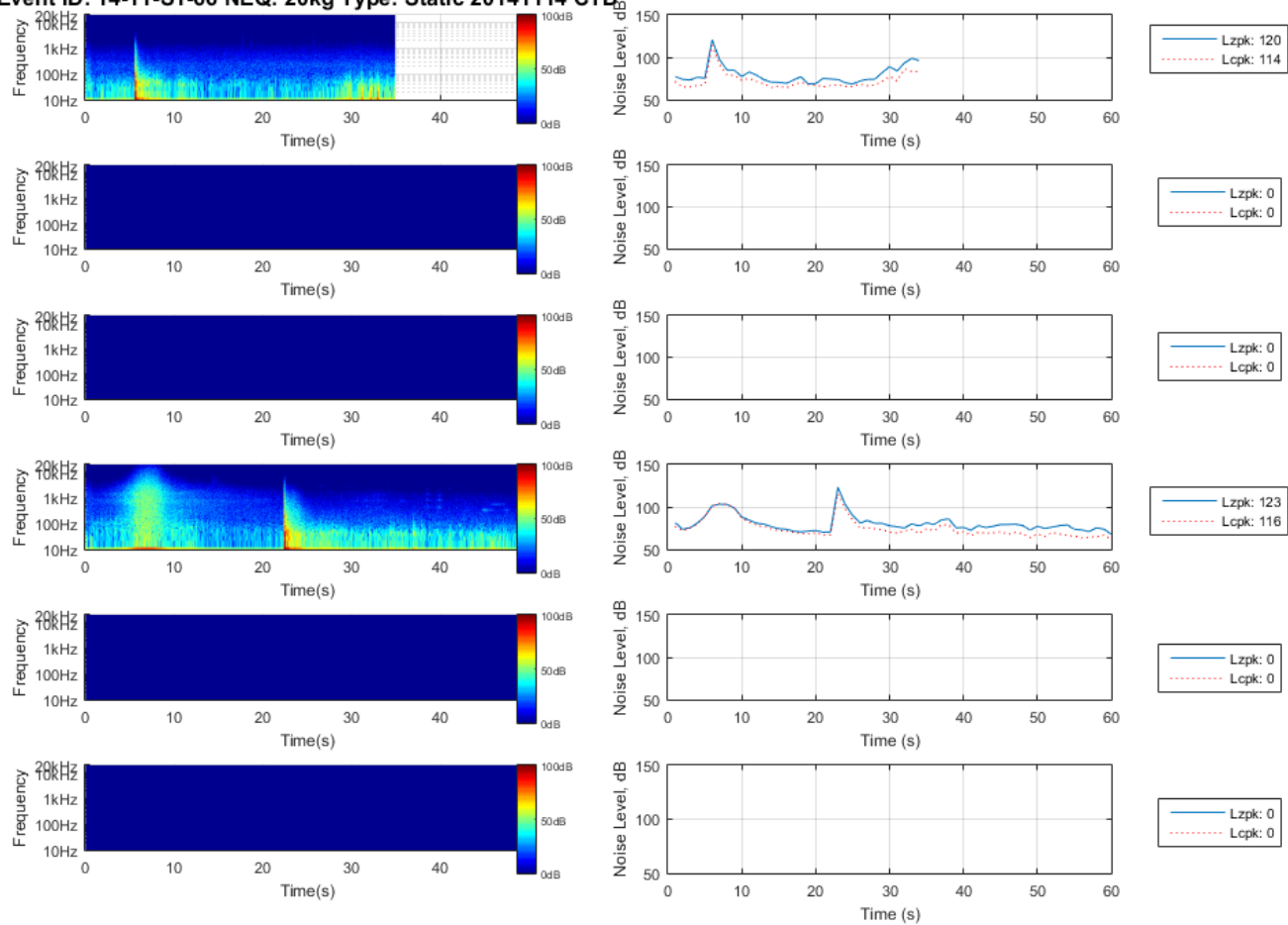


FIGURE 2.87: PEN_OS 6 - 10 14-11-S1-66

Event ID: 14-11-S1-66 NEQ: 20kg Type: Static 20141114

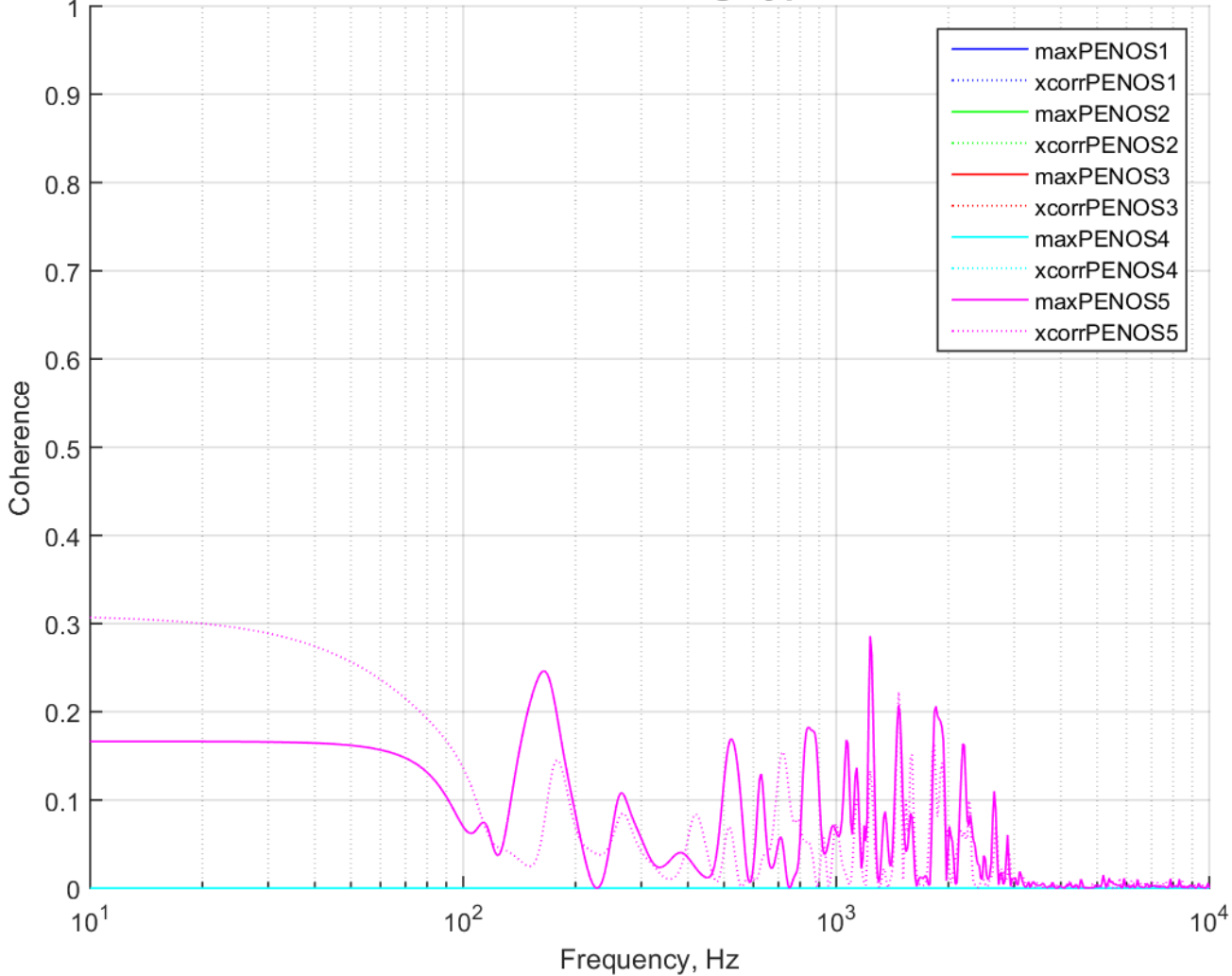


FIGURE 2.88: COHERENCE PEN_OS 1 - 5 14-11-S1-66

Event ID: 14-11-S1-66 NEQ: 20kg Type: Static 20141114

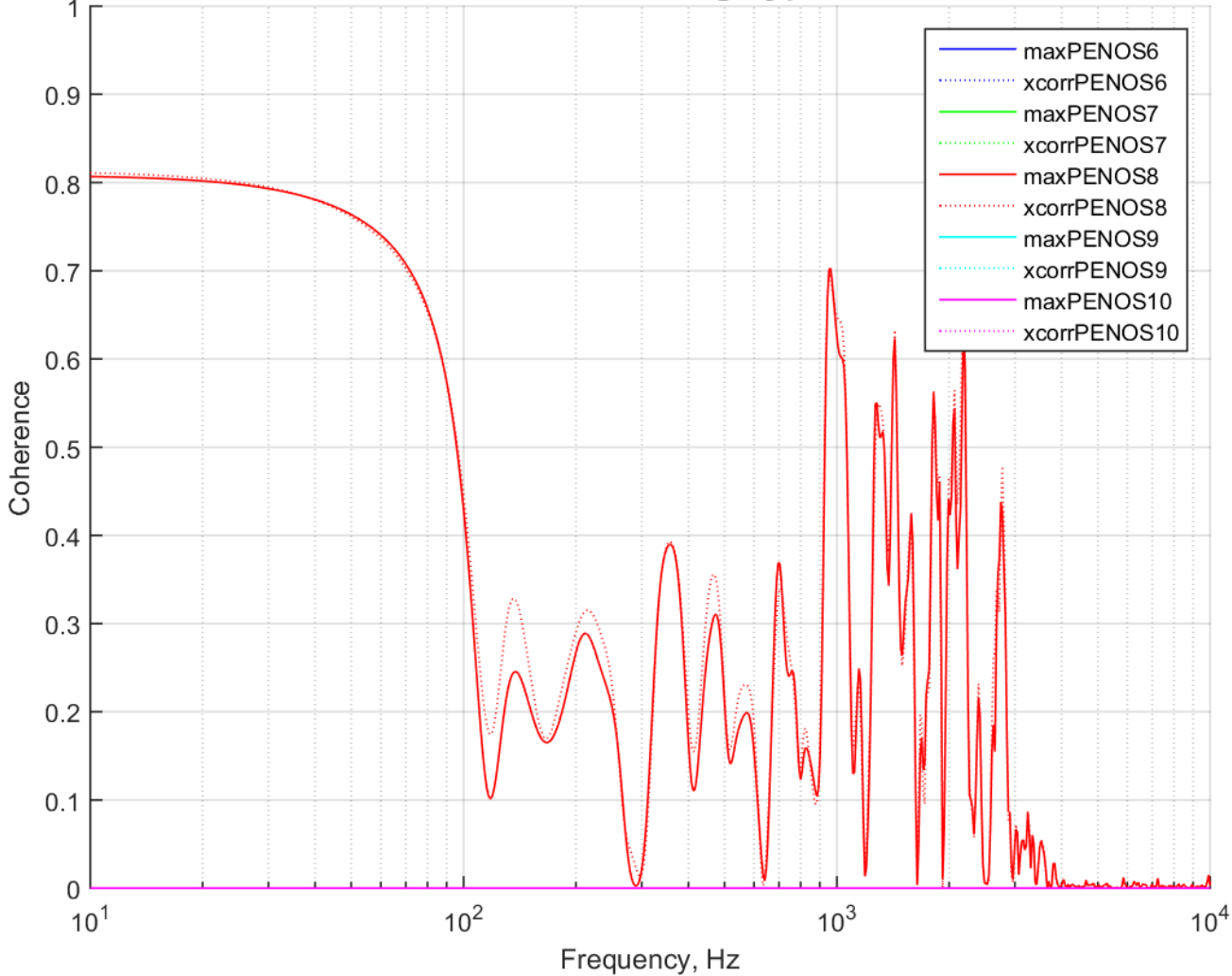


FIGURE 2.89: COHERENCE PEN_OS 6 - 10 14-11-S1-66CTD

Event ID: 14-11-S1-66 NEQ: 20kg Type: Static 20141114

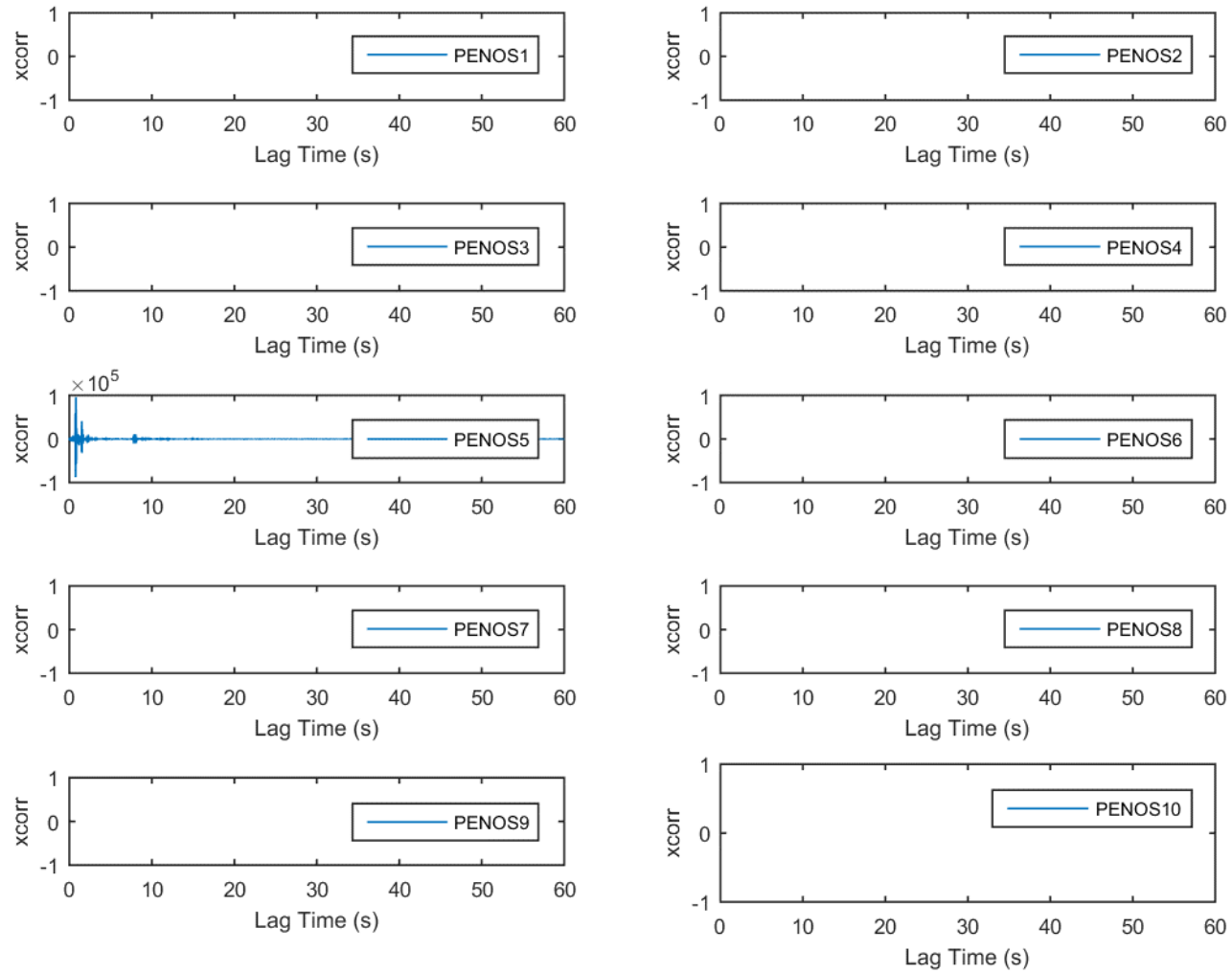


FIGURE 2.90: CROSS CORRELATION PEN_OS 1 - 10 14-11-S1-66

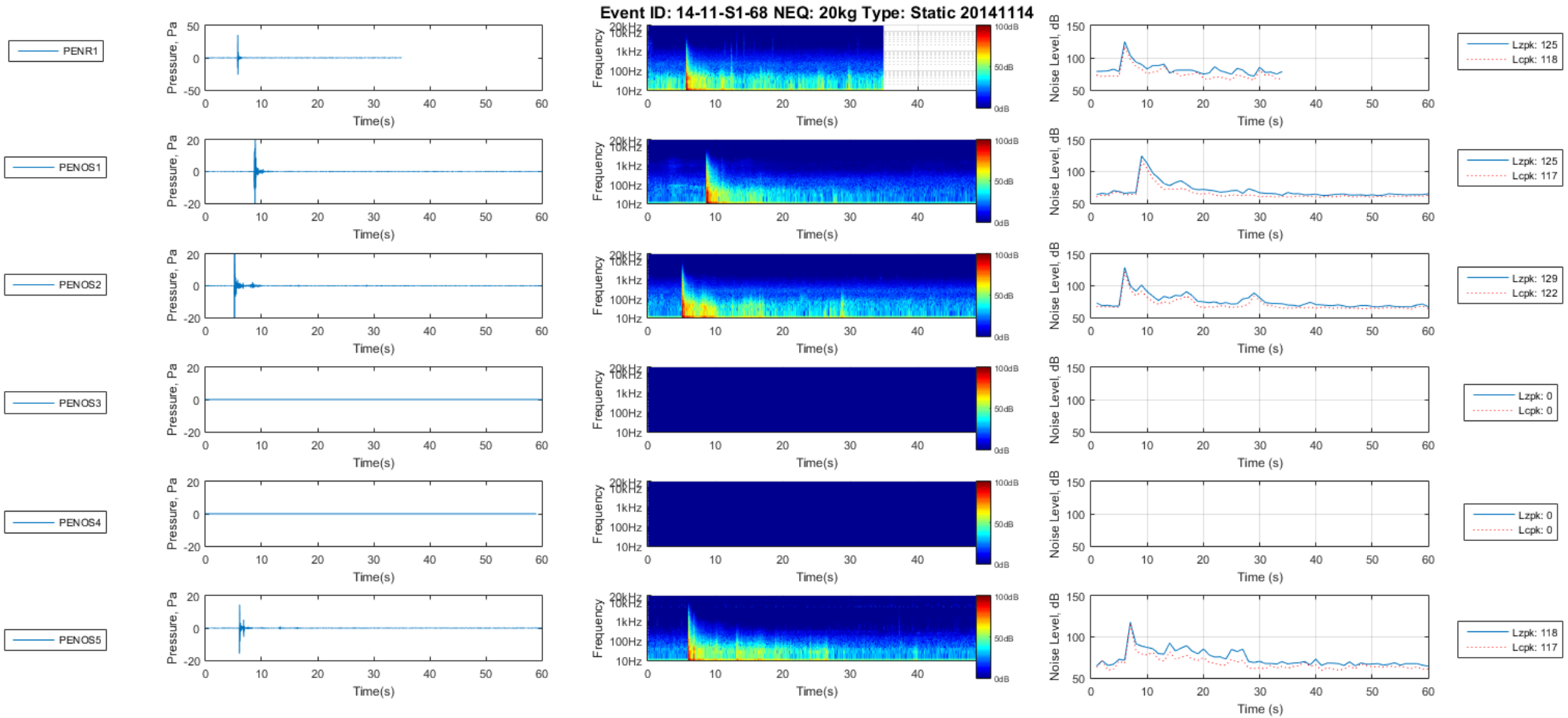
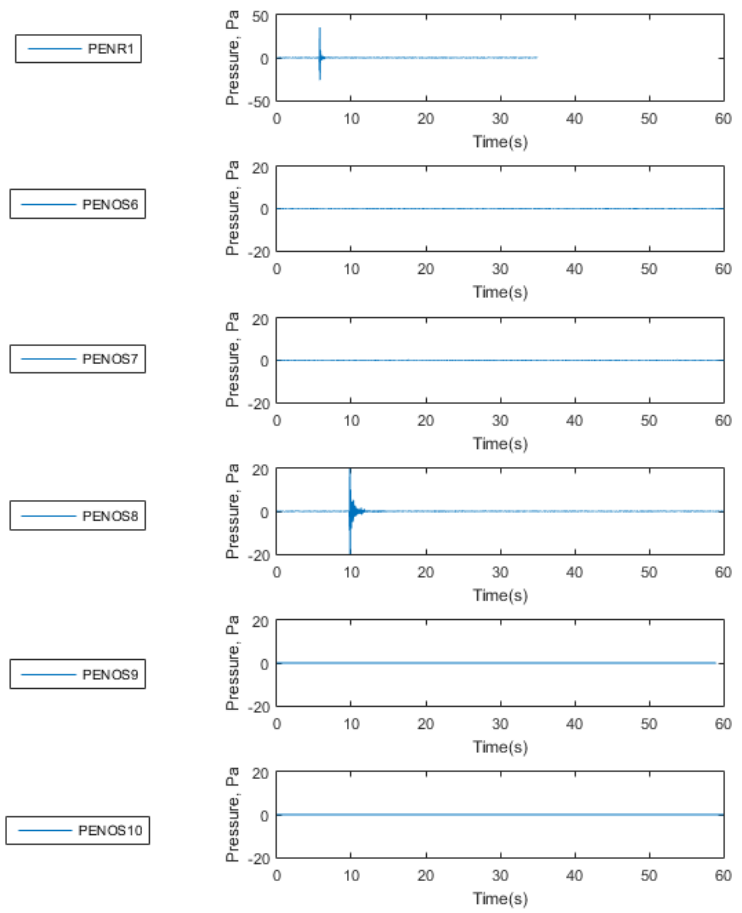


FIGURE 2.91: PEN_OS 1 - 5 14-11-S1-68



Event ID: 14-11-S1-68 NEQ: 20kg Type: Static 20141114 CTD.

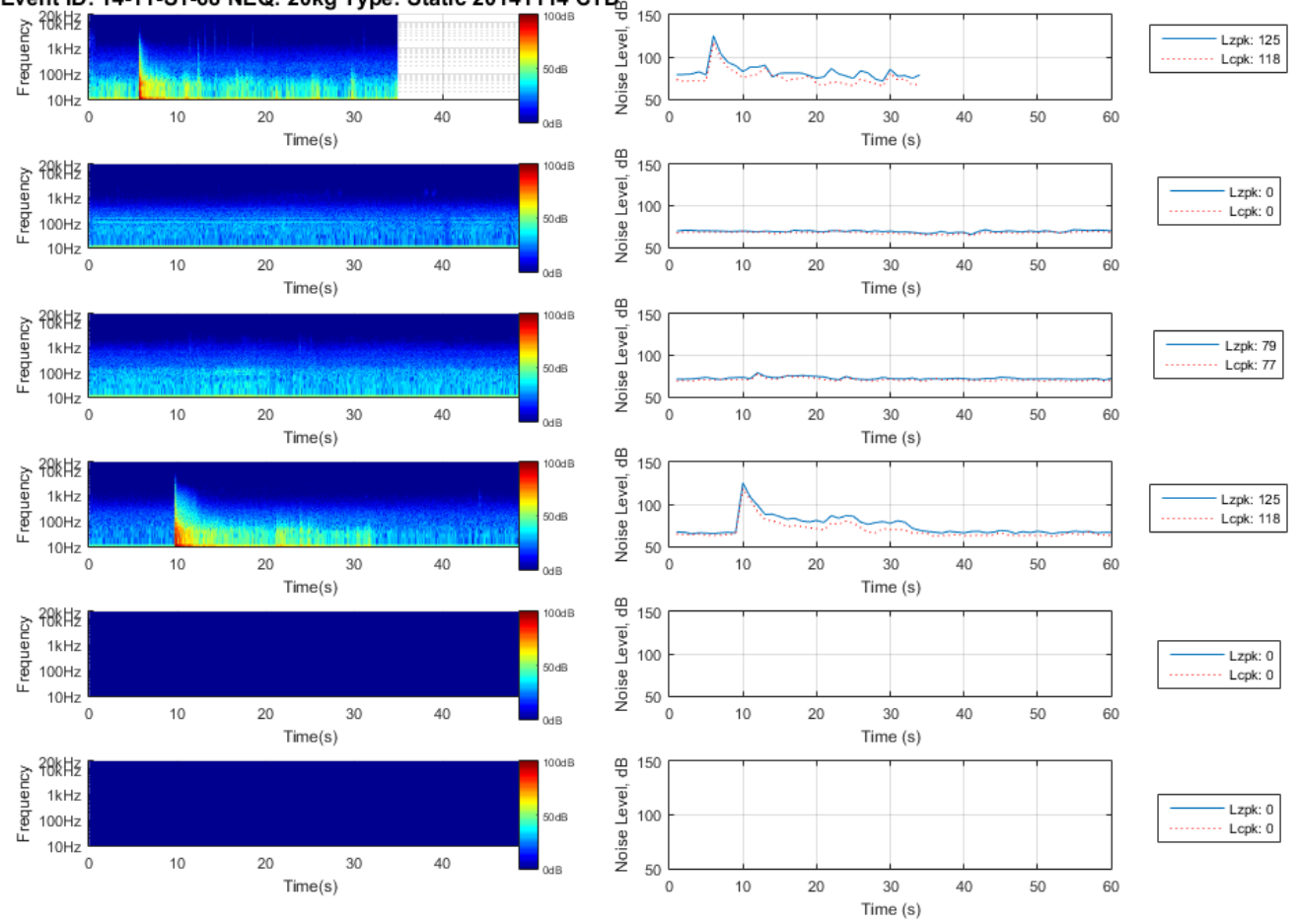


FIGURE 2.92: PEN_OS 6 - 10 14-11-S1-68

Event ID: 14-11-S1-68 NEQ: 20kg Type: Static 20141114

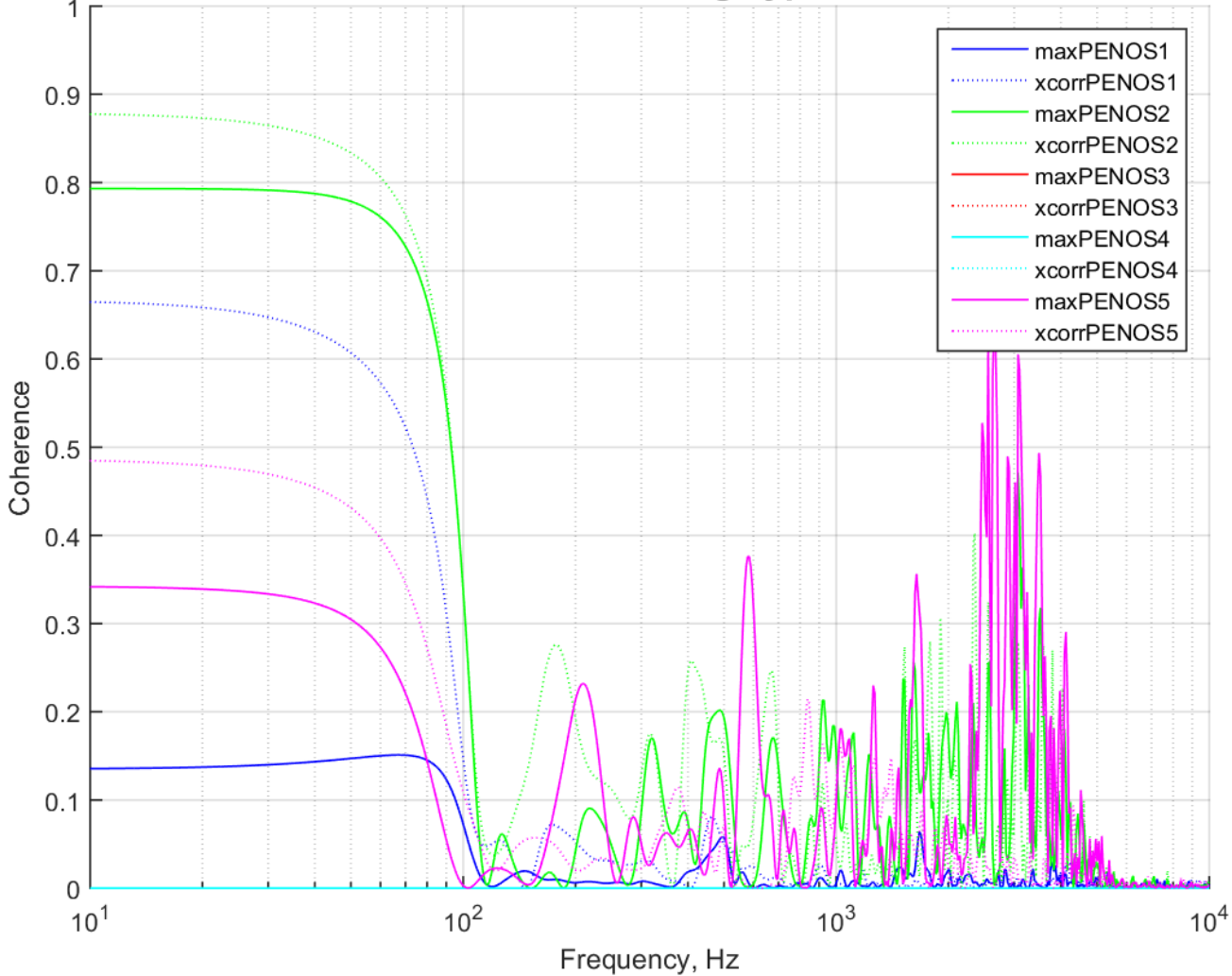


FIGURE 2.93: COHERENCE PEN_OS 1 - 5 14-11-S1-68

Event ID: 14-11-S1-68 NEQ: 20kg Type: Static 20141114

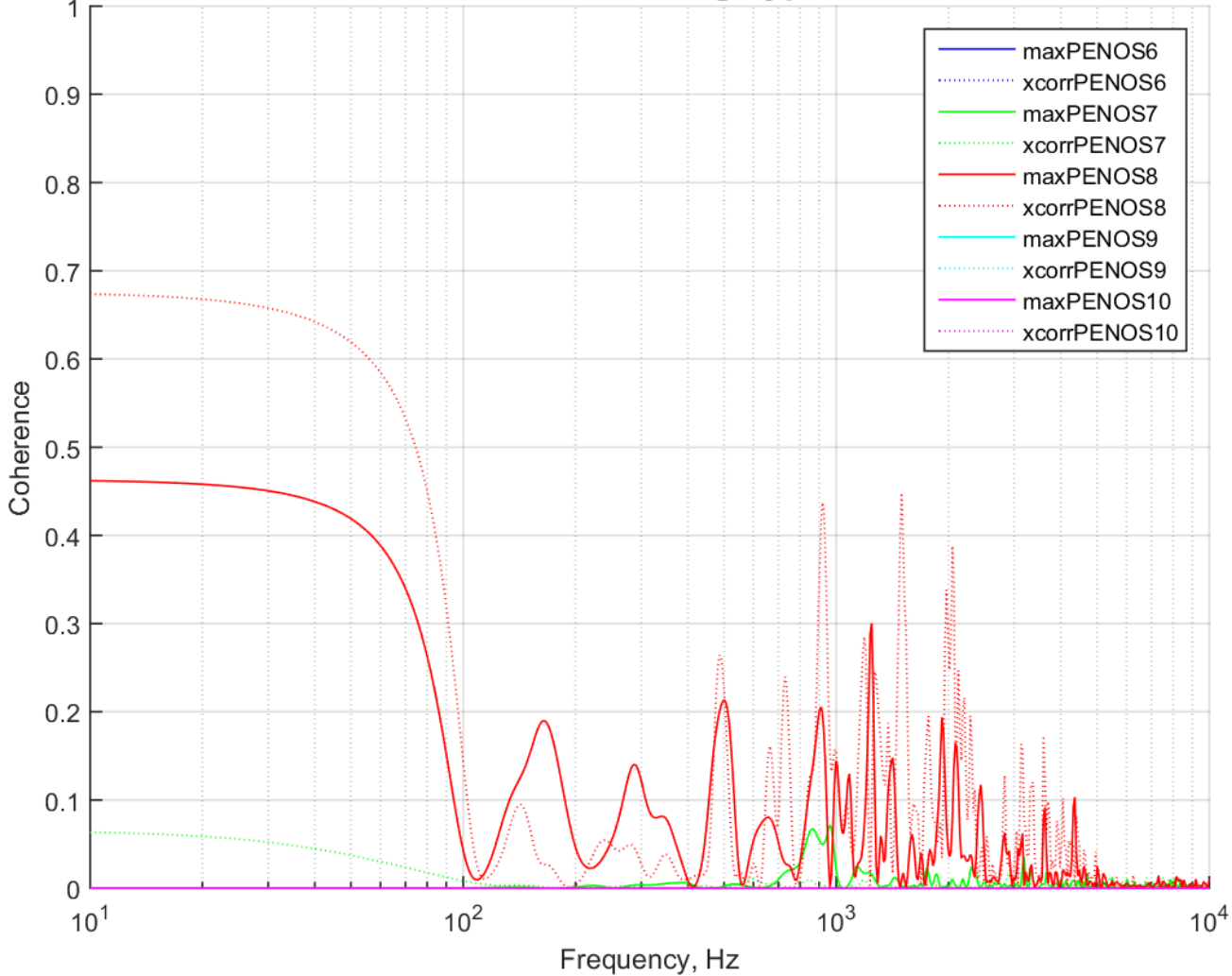


FIGURE 2.94: COHERENCE PEN_OS 6 - 10 14-11-S1-68CTD

Event ID: 14-11-S1-68 NEQ: 20kg Type: Static 20141114

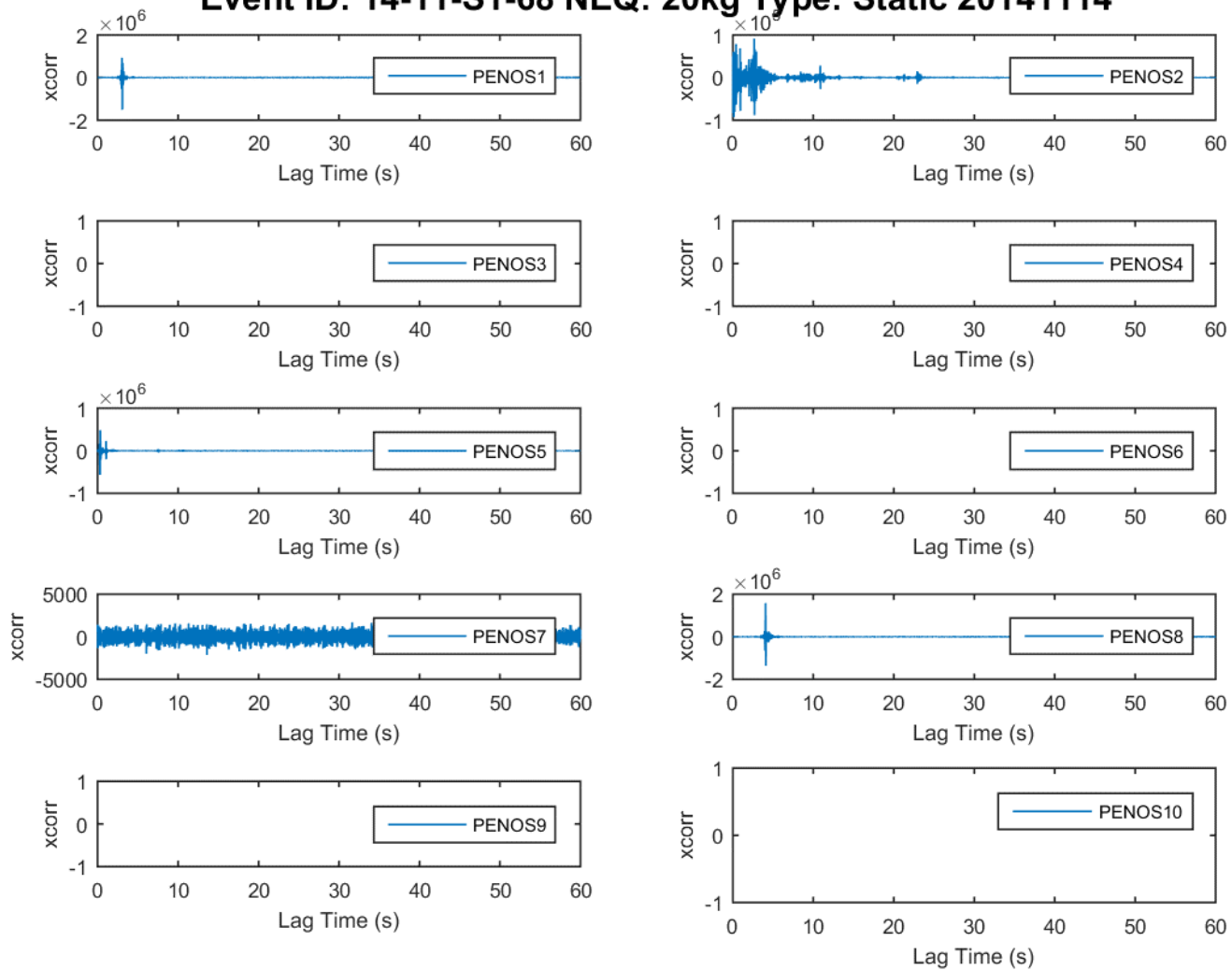


FIGURE 2.95: CROSS CORRELATION PEN_OS 1 - 10 14-11-S1-68

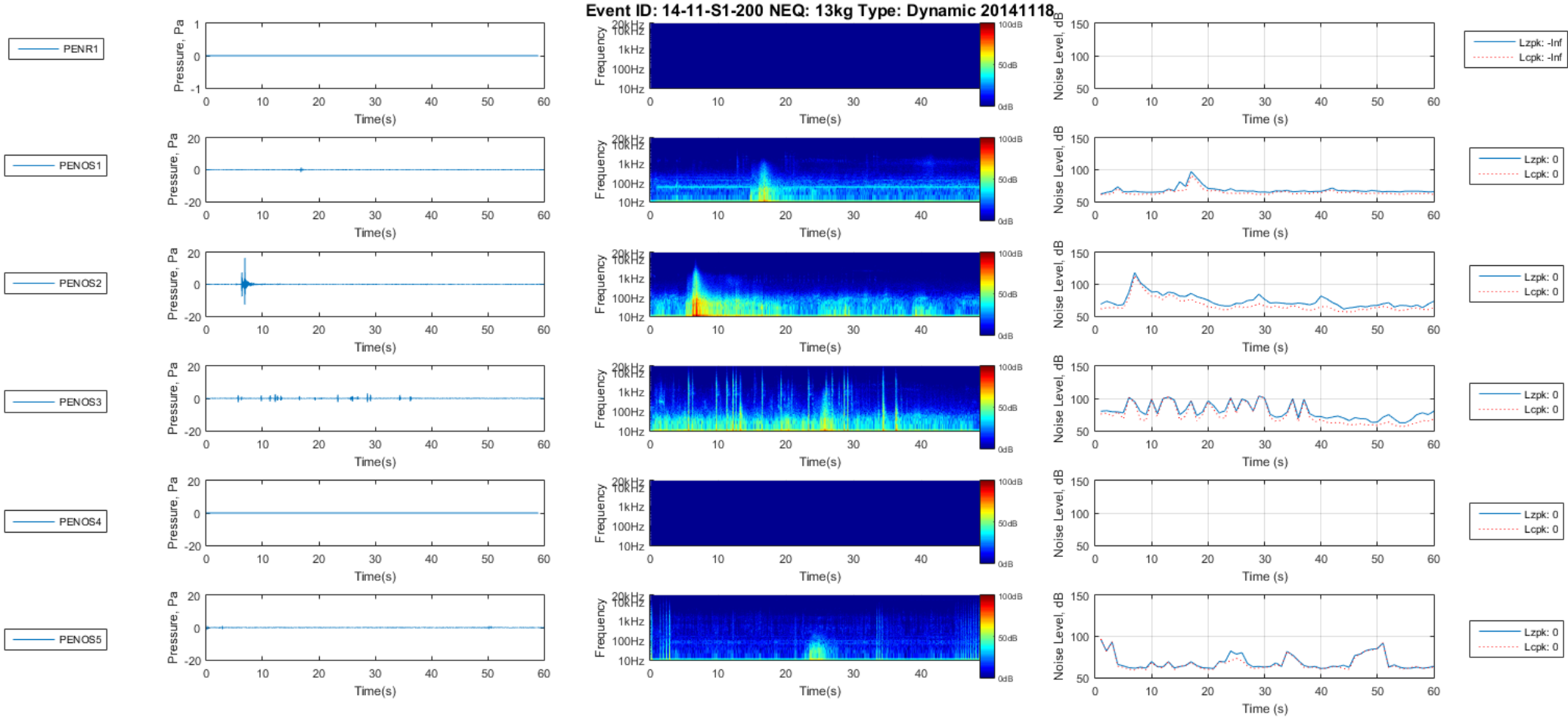


FIGURE 2.96: PEN_OS 1 - 5 14-11-S1-200

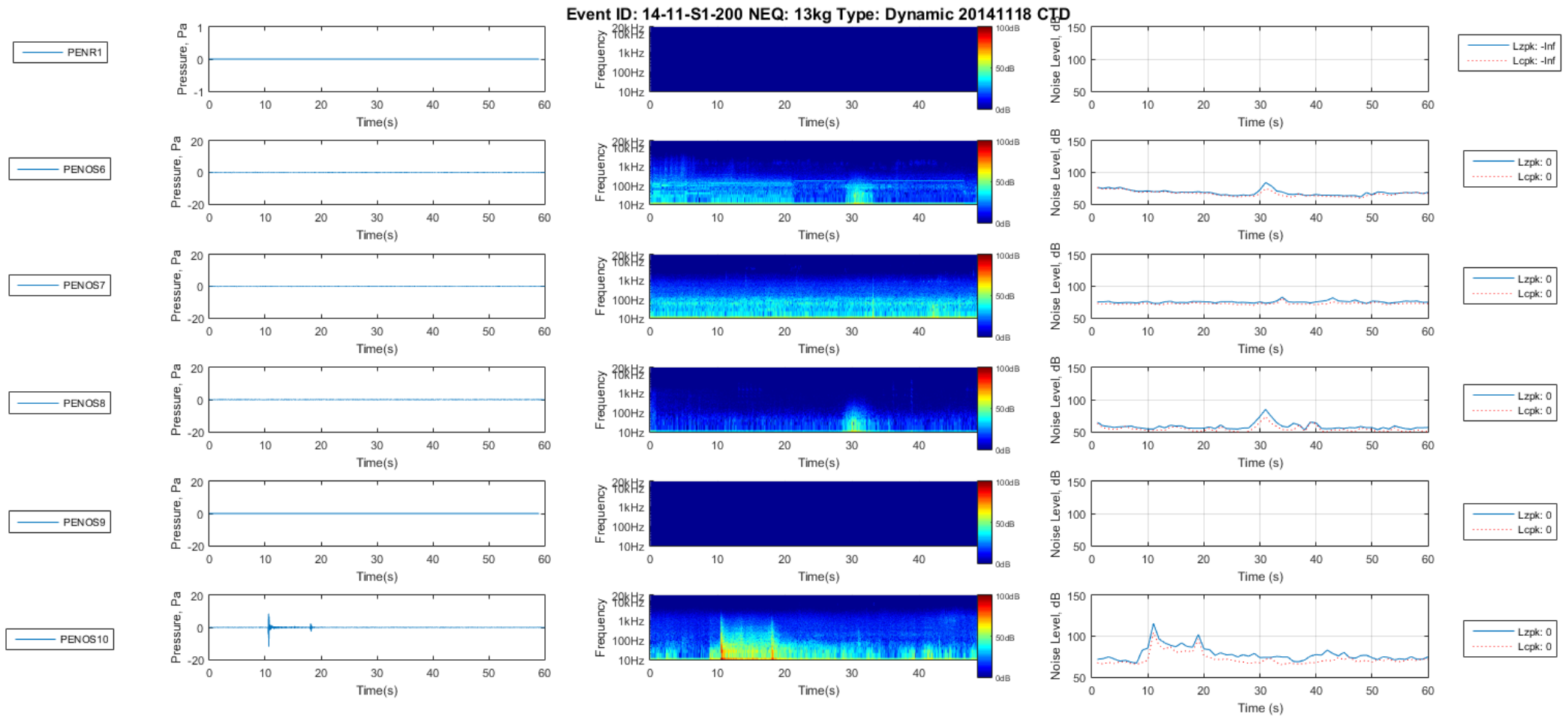


FIGURE 2.97: PEN_OS 6 - 10 14-11-S1-200

Event ID: 14-11-S1-200 NEQ: 13kg Type: Dynamic 20141118

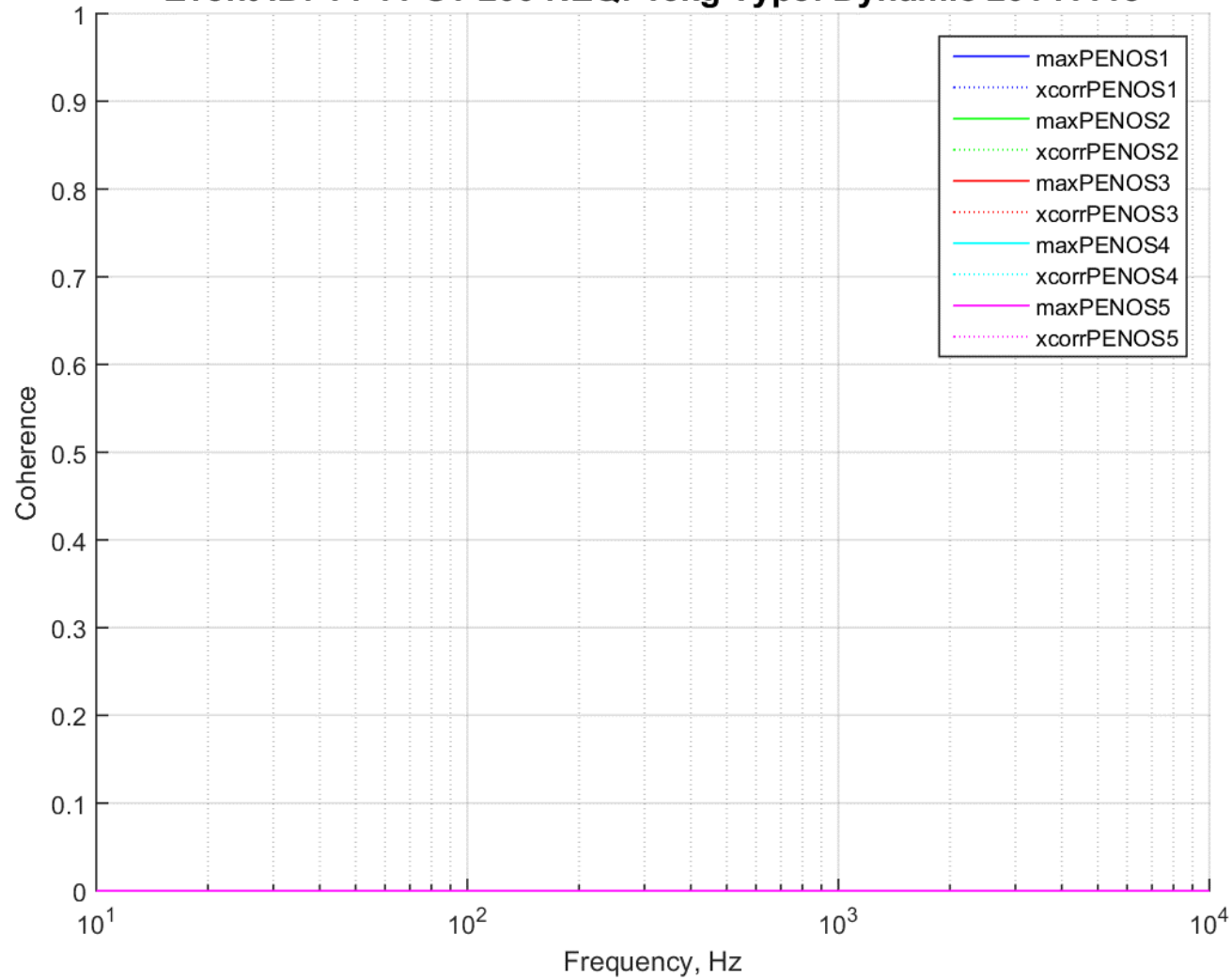


FIGURE 2.98: COHERENCE PEN_OS 1 - 5 14-11-S1-200

Event ID: 14-11-S1-200 NEQ: 13kg Type: Dynamic 20141118

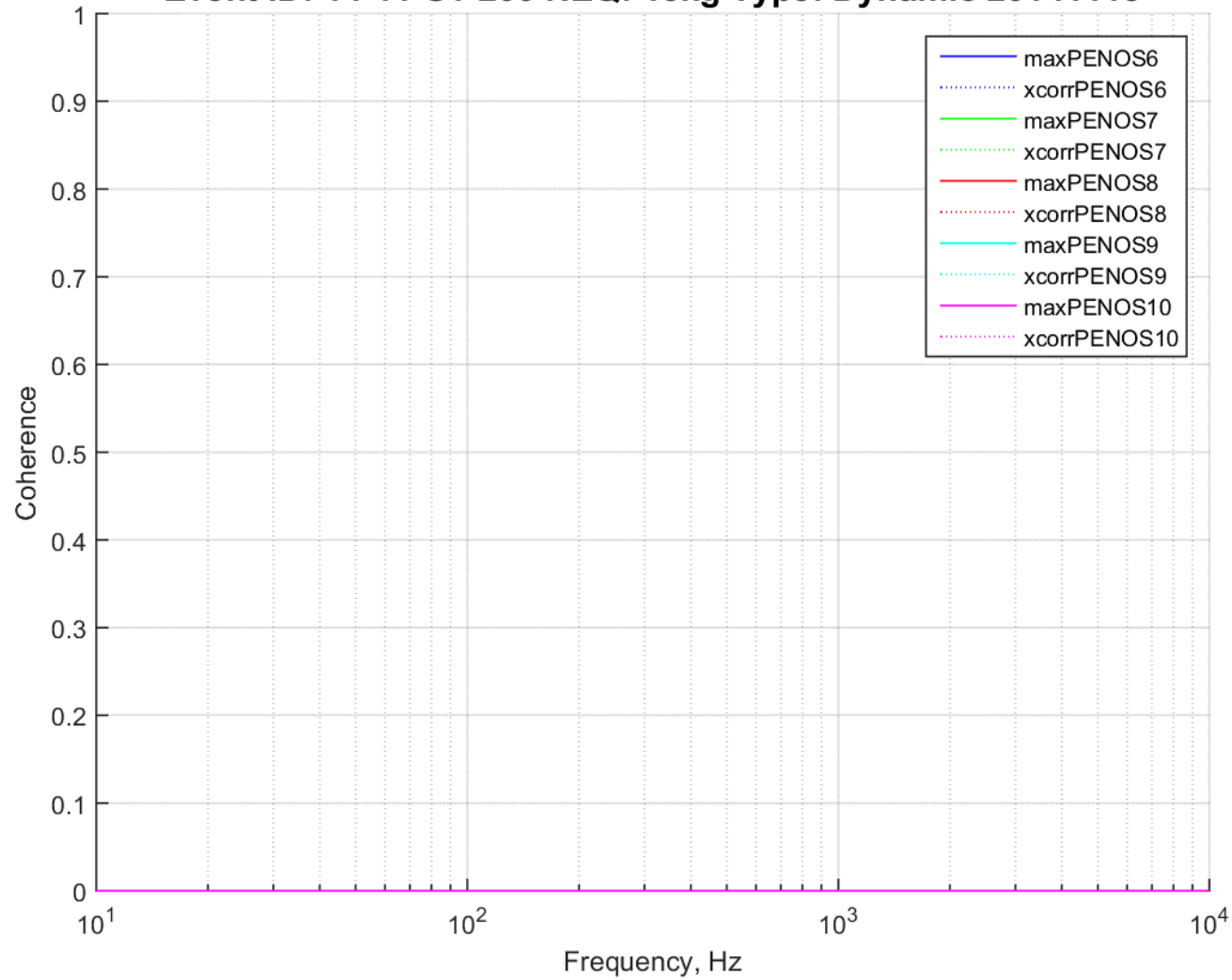


FIGURE 2.99: COHERENCE PEN_OS 6 - 10 14-11-S1-200CTD

Event ID: 14-11-S1-200 NEQ: 13kg Type: Dynamic 20141118

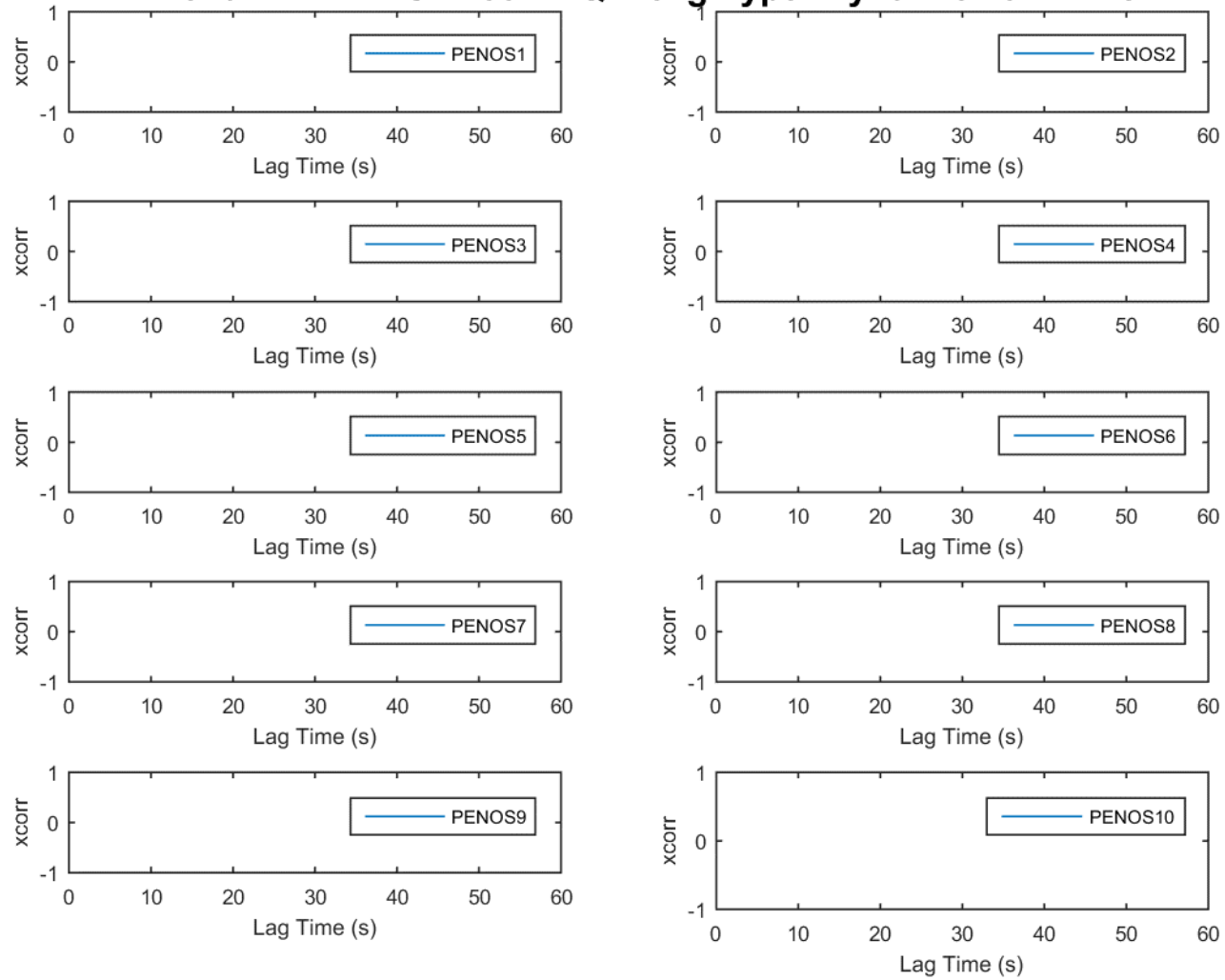


FIGURE 2.100: CROSS CORRELATION PEN_OS 1 - 10 14-11-S1-200

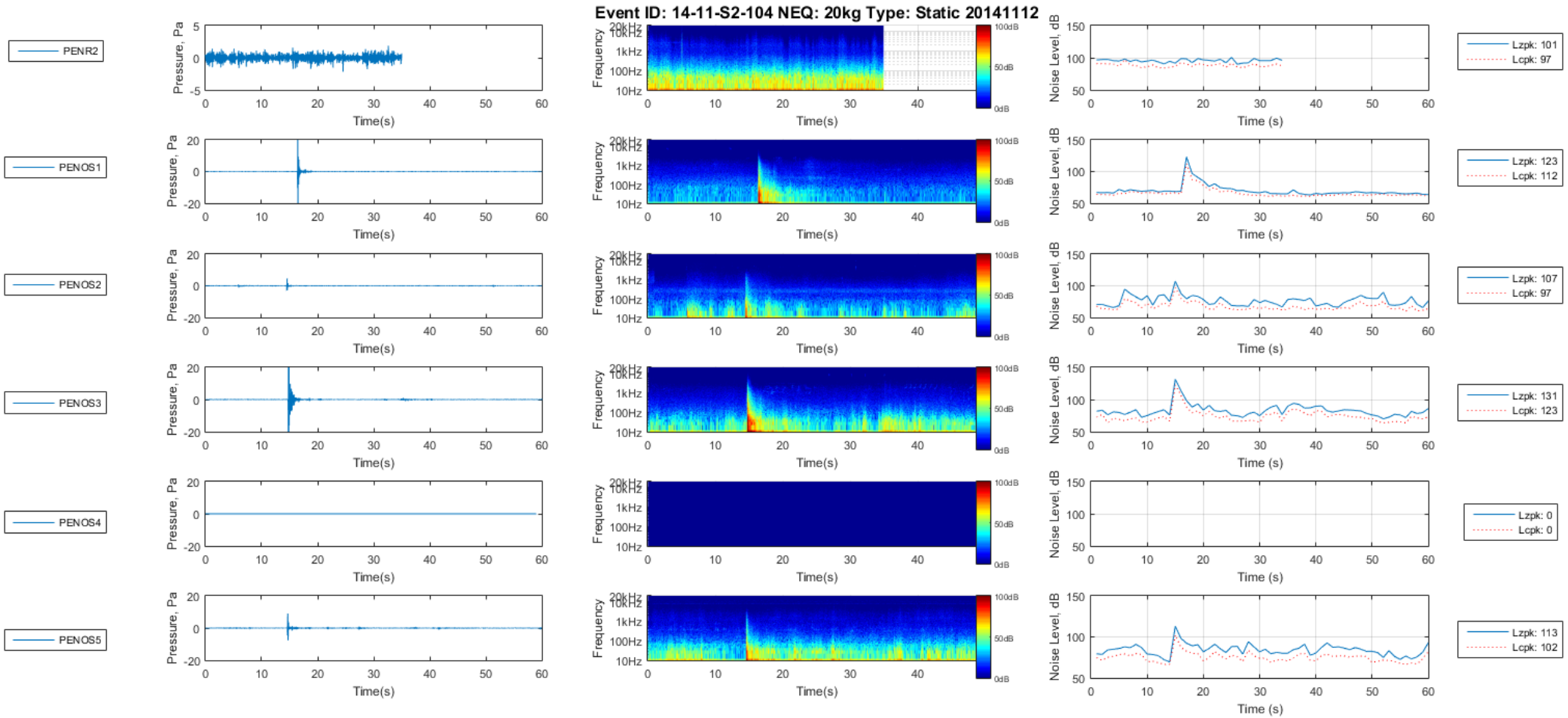


FIGURE 2.101: PEN_OS 1 - 5 14-11-S2-104

Event ID: 14-11-S2-104 NEQ: 20kg Type: Static 20141112 CTD

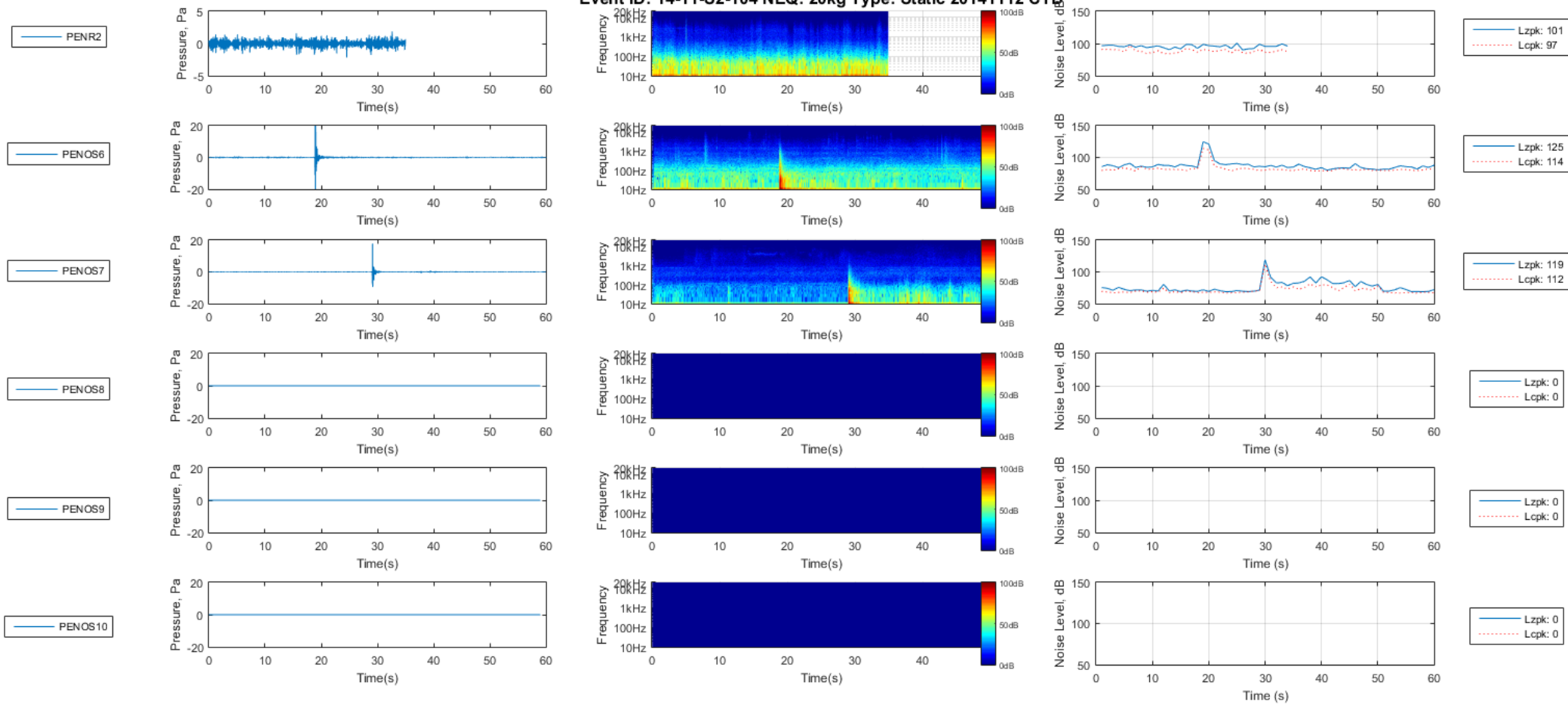


FIGURE 2.102: PEN_OS 6 - 10 14-11-S2-104

Event ID: 14-11-S2-104 NEQ: 20kg Type: Static 20141112

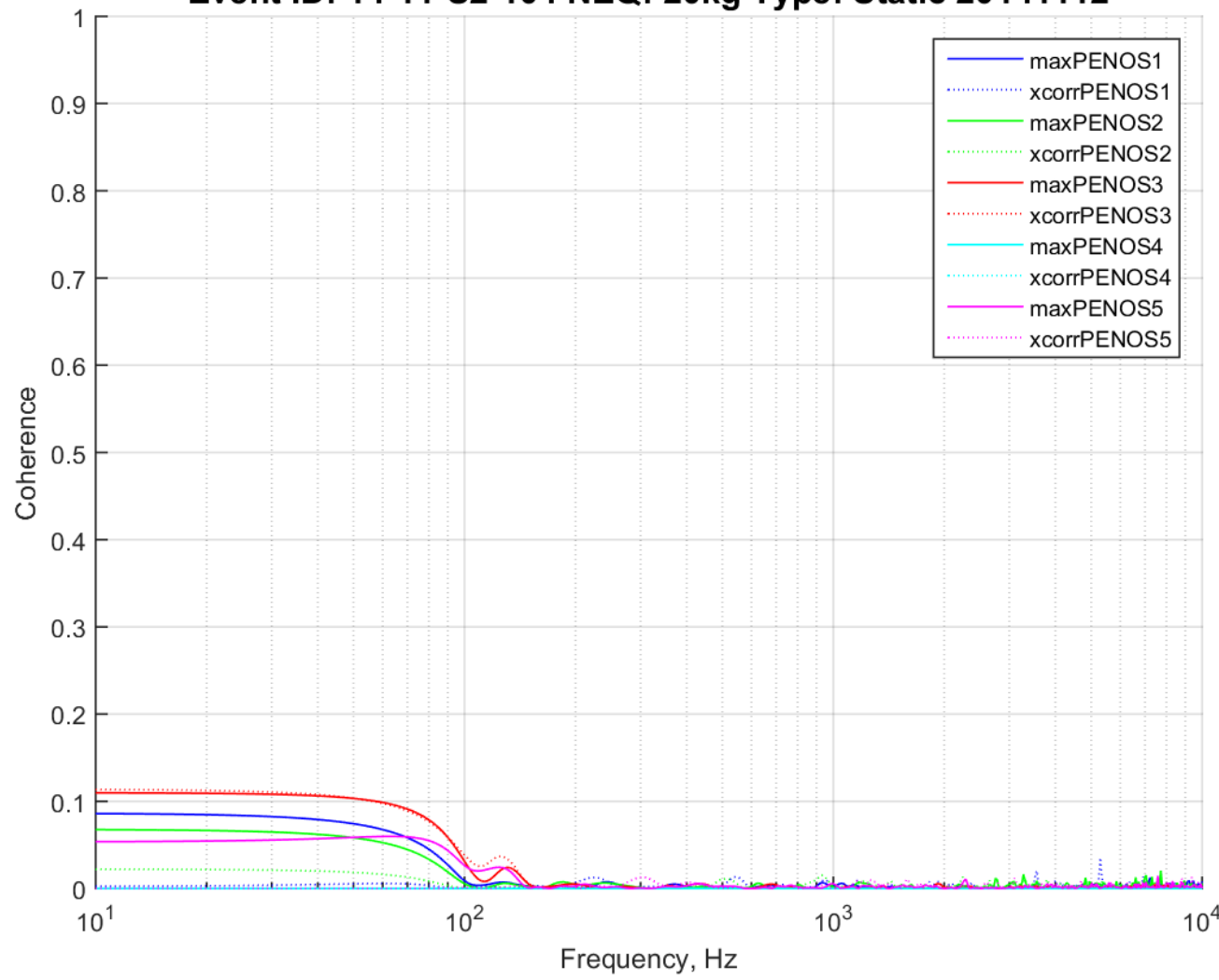


FIGURE 2.103: COHERENCE PEN_OS 1 - 5 14-11-S2-104

Event ID: 14-11-S2-104 NEQ: 20kg Type: Static 20141112

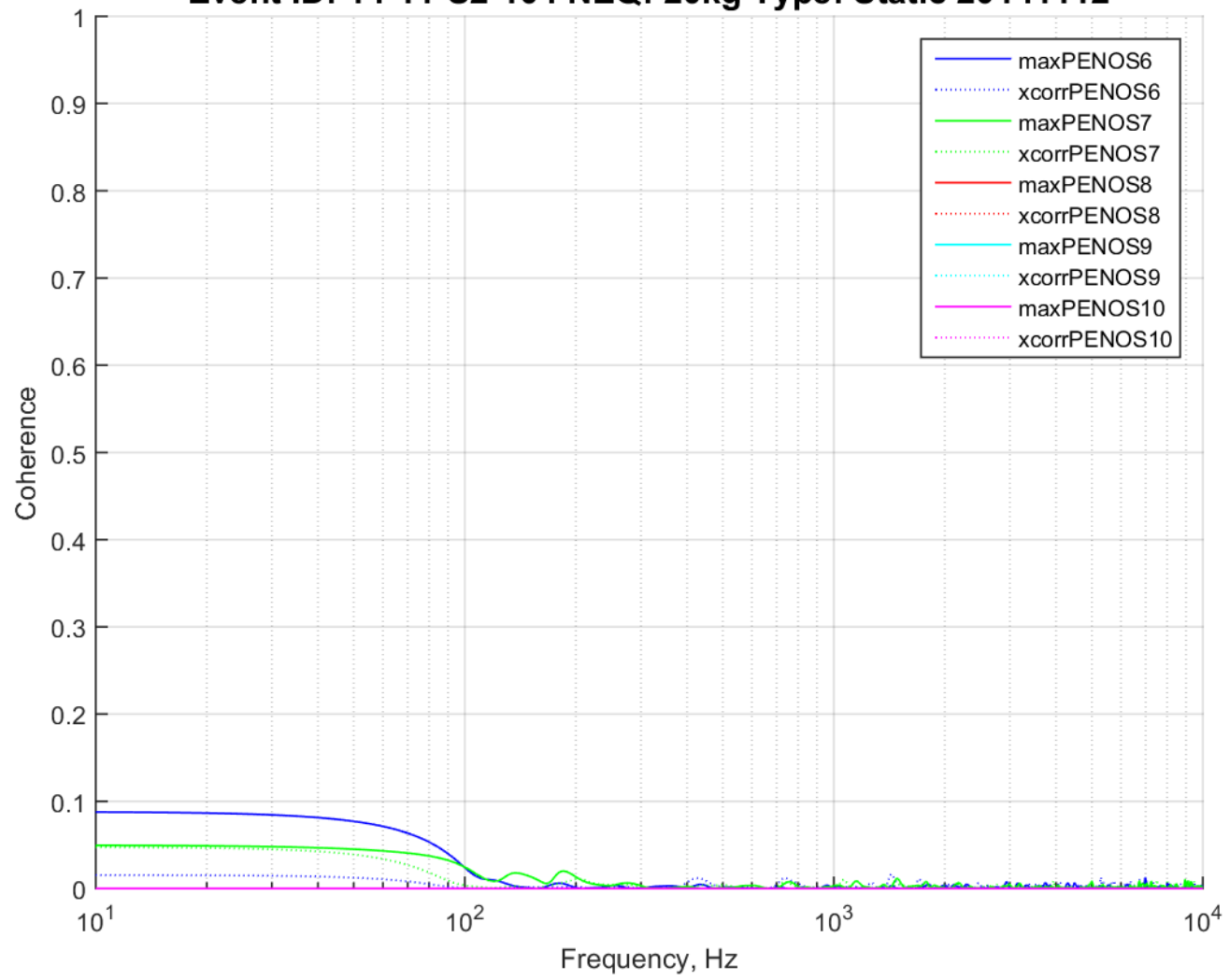


FIGURE 2.104: COHERENCE PEN_OS 6 - 10 14-11-S2-104CTD

Event ID: 14-11-S2-104 NEQ: 20kg Type: Static 20141112

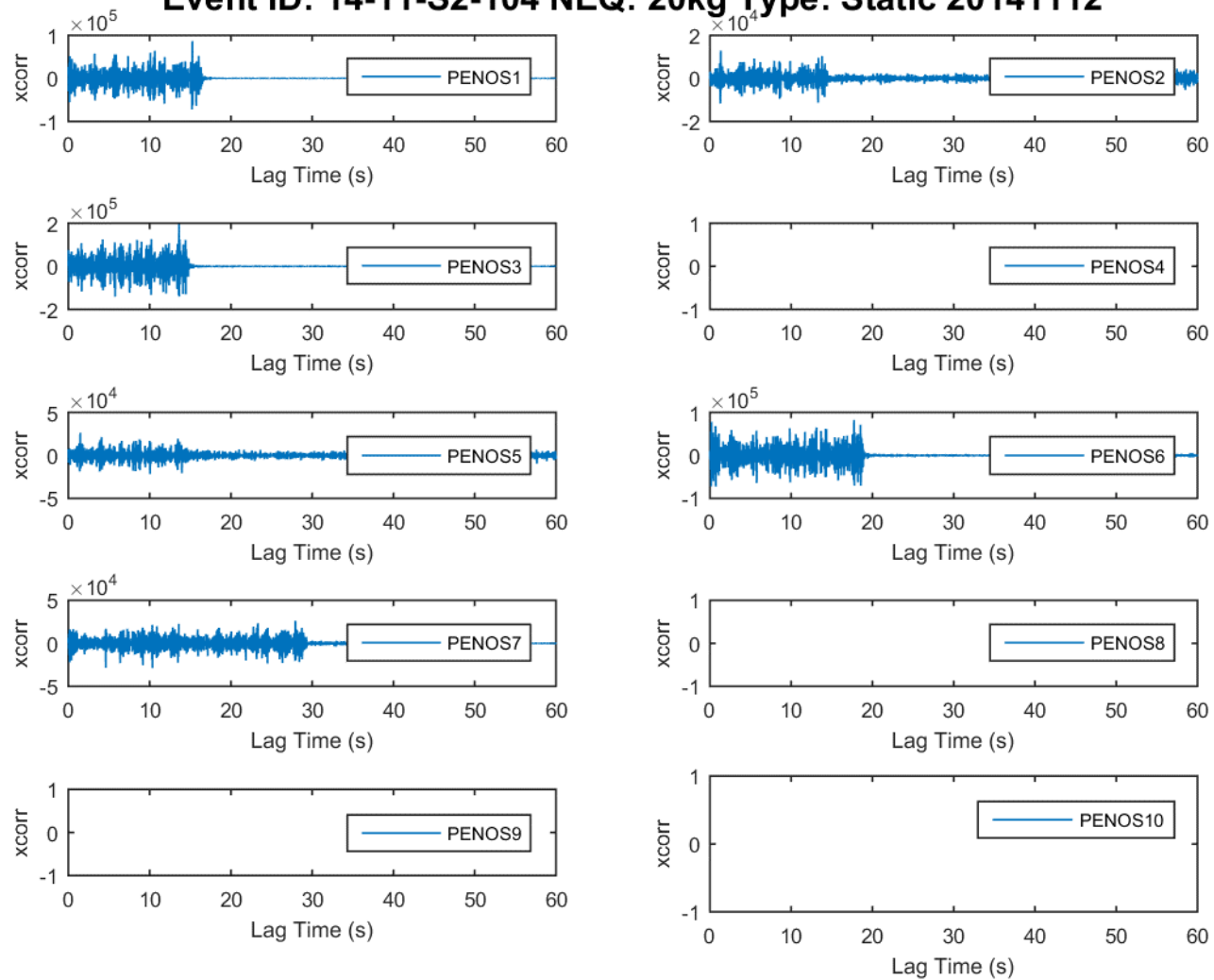
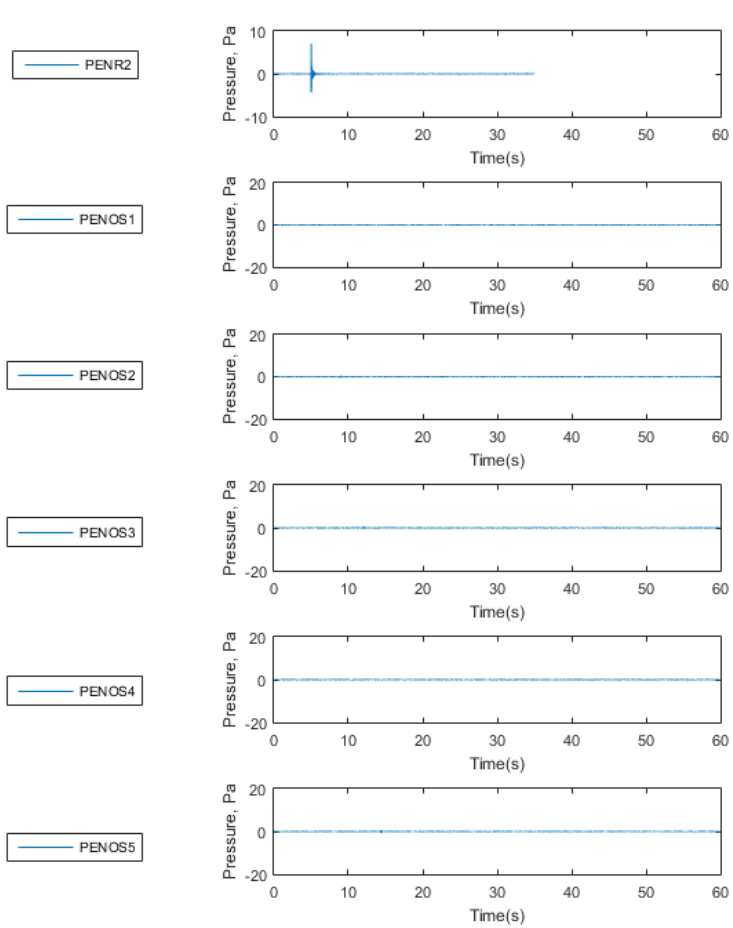


FIGURE 2.105: CROSS CORRELATION PEN_OS 1 - 10 14-11-S2-104



Event ID: 14-12-S2-111 NEQ: 0.68kg Type: Static 20141216

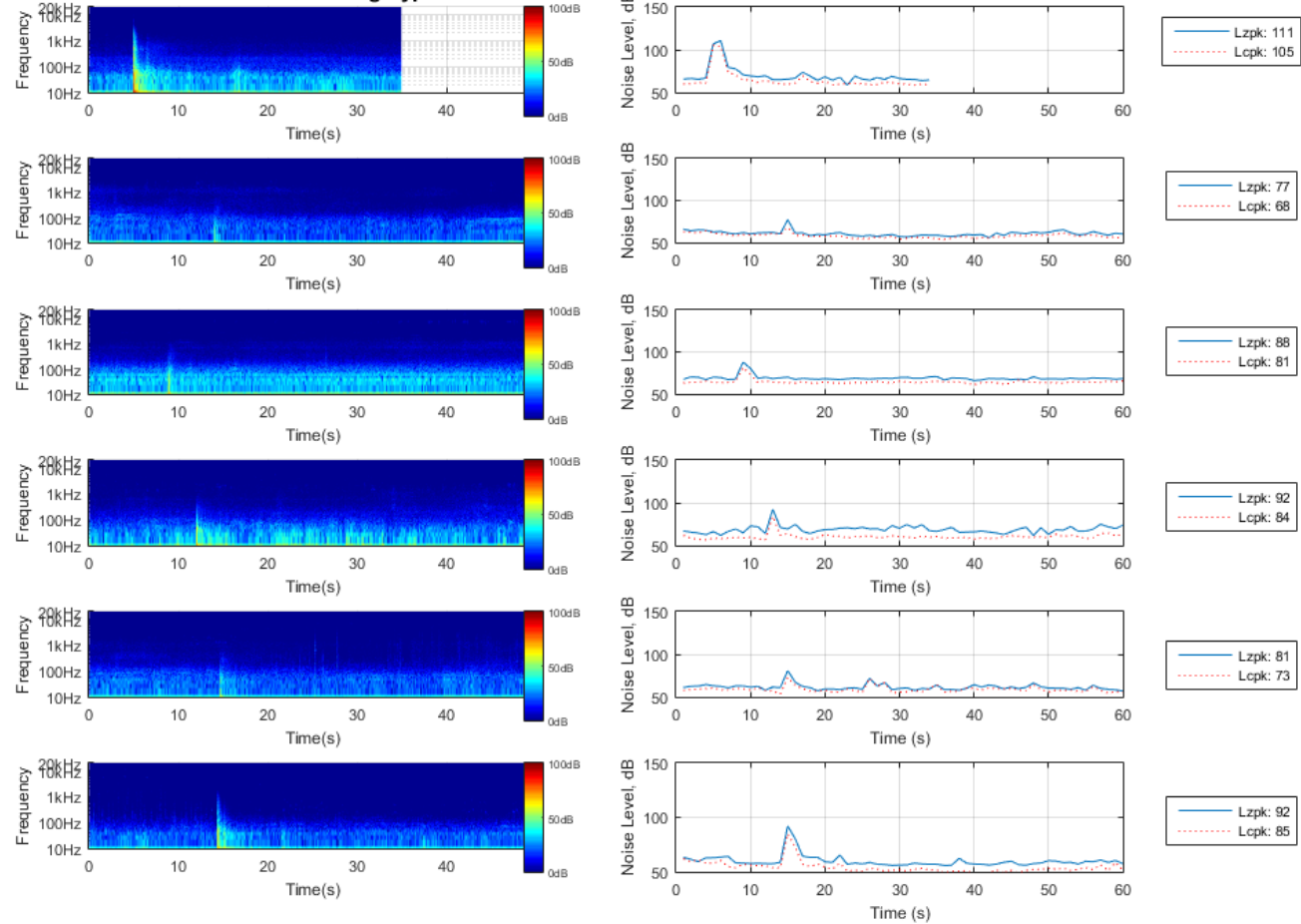


FIGURE 2.106: PEN_OS 1 - 5 14-11-S2-111

Event ID: 14-12-S2-111 NEQ: 0.68kg Type: Static 20141216 CTD

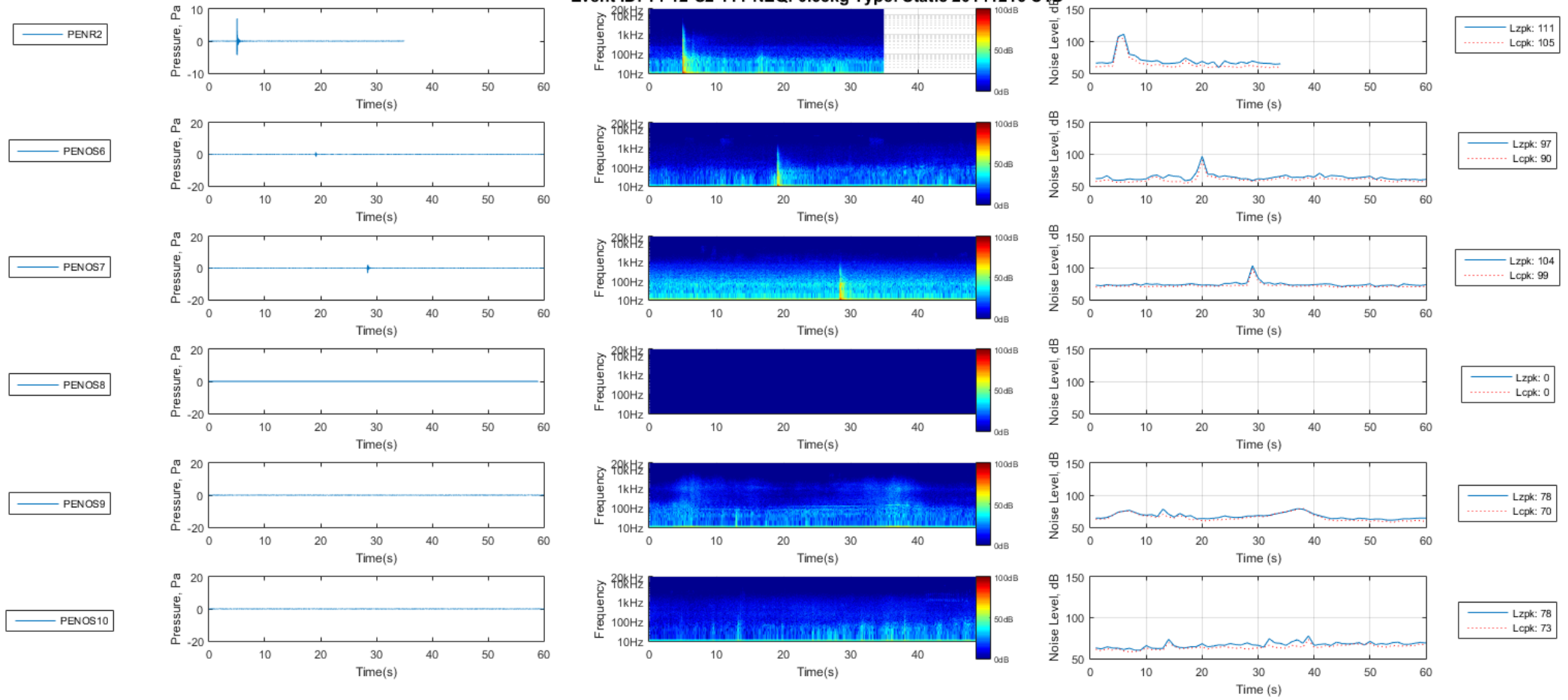


FIGURE 2.107: PEN_OS 6 - 10 14-11-S2-111

Event ID: 14-12-S2-111 NEQ: 0.68kg Type: Static 20141216

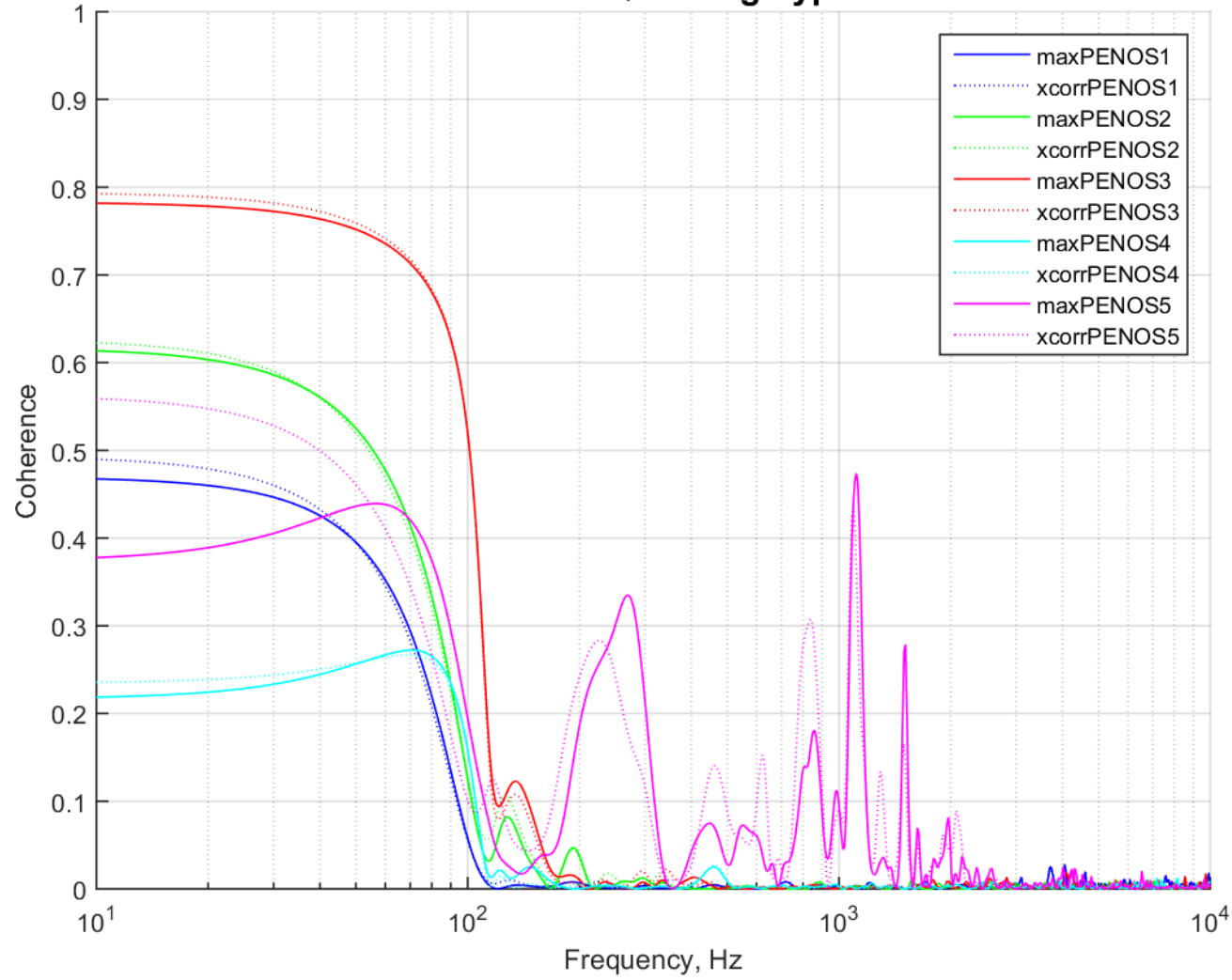


FIGURE 2.108: COHERENCE PEN_OS 1 - 5 14-11-S2-111

Event ID: 14-12-S2-111 NEQ: 0.68kg Type: Static 20141216

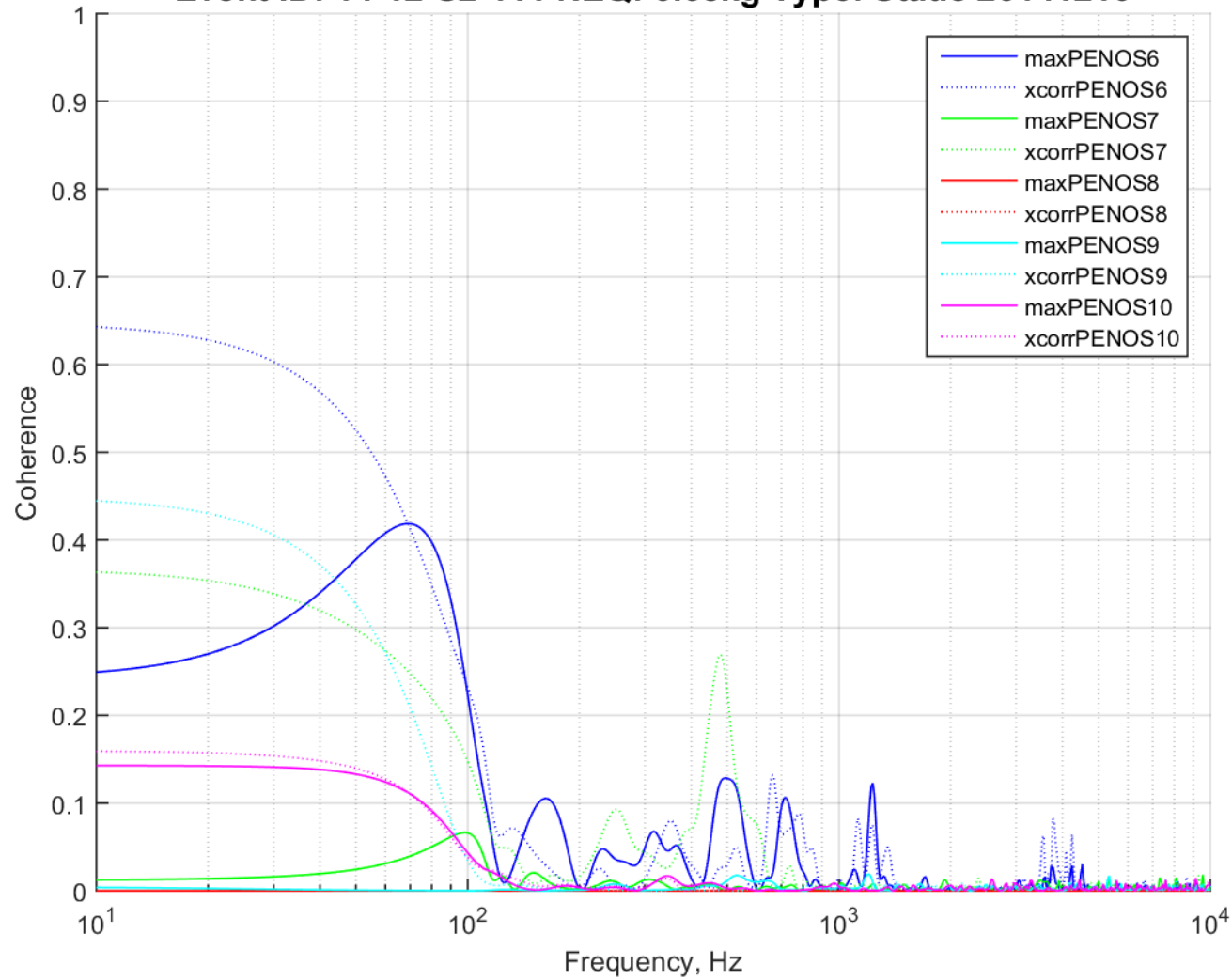


FIGURE 2.109: COHERENCE PEN_OS 6 - 10 14-11-S2-111CTD

Event ID: 14-11-S2-111 NEQ: 5kg Type: Static 20141112

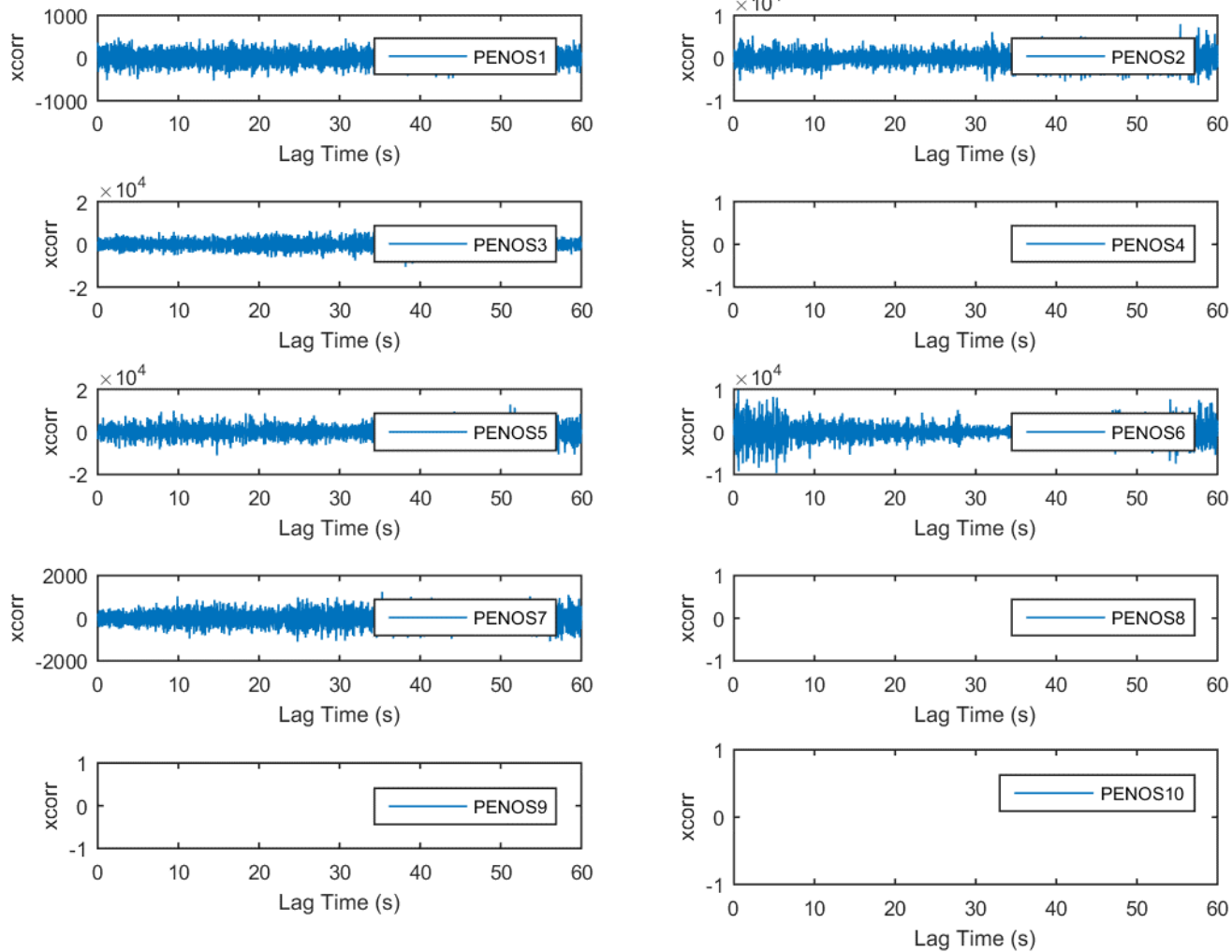


FIGURE 2.110: CROSS CORRELATION PEN_OS 1 - 10 14-11-S2-111

Event ID: 14-12-S1-22; S2-45 NEQ: 13kg Type: Dynamic 20141205

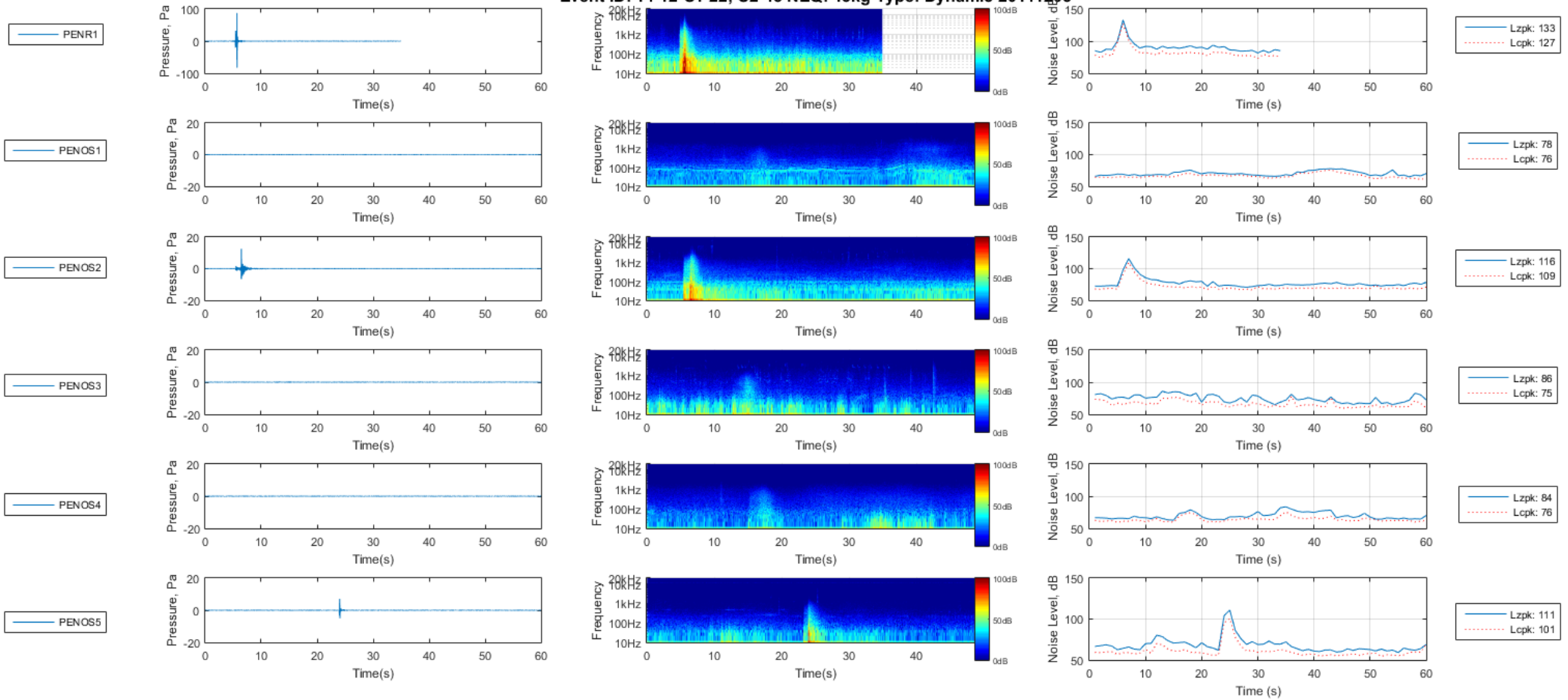


FIGURE 2.111: PEN_OS 1 - 5 14-12-S1-22; S2-45

Event ID: 14-12-S1-22; S2-45 NEQ: 13kg Type: Dynamic 20141205.CTD

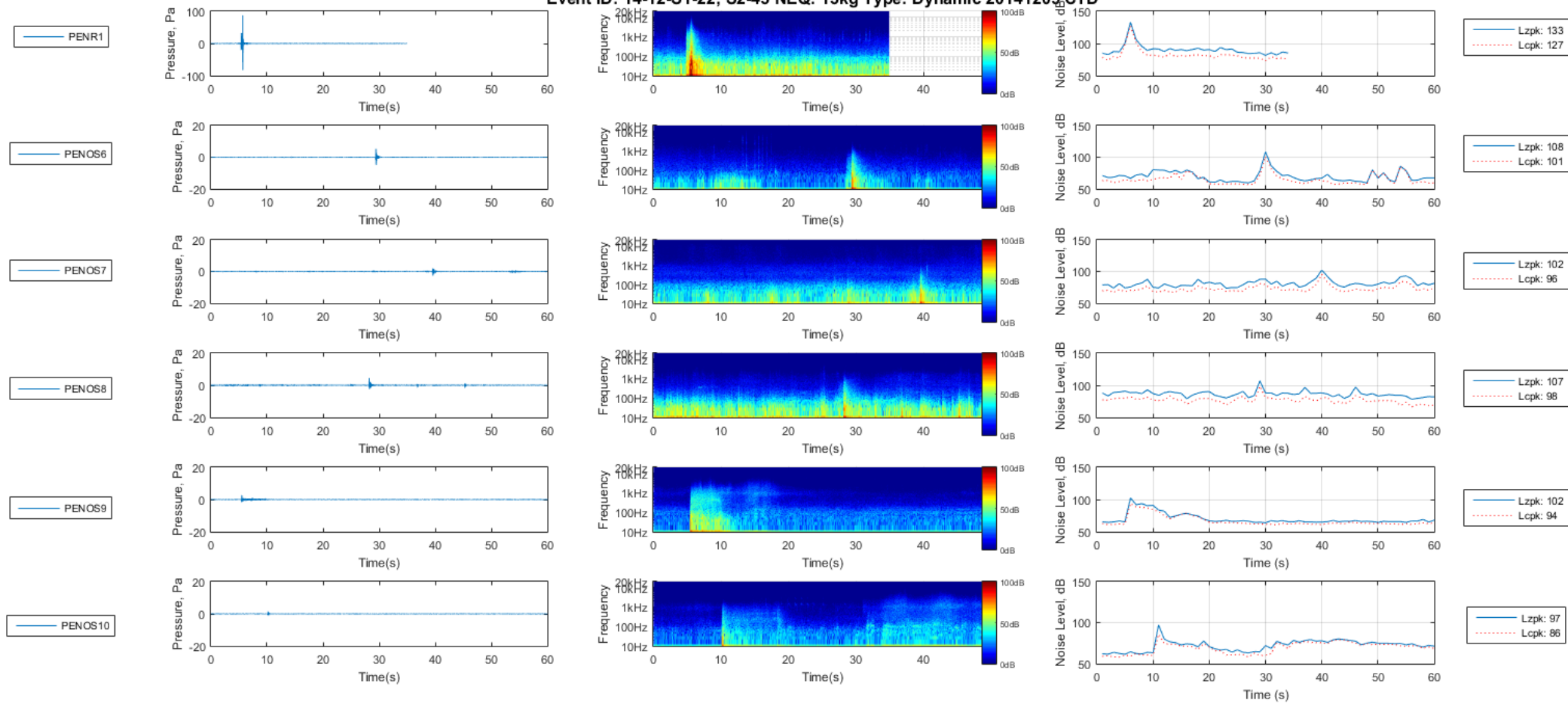


FIGURE 2.112: PEN_OS 6 - 10 14-12-S1-22; S2-45

Event ID: 14-12-S1-22; S2-45 NEQ: 13kg Type: Dynamic 20141205

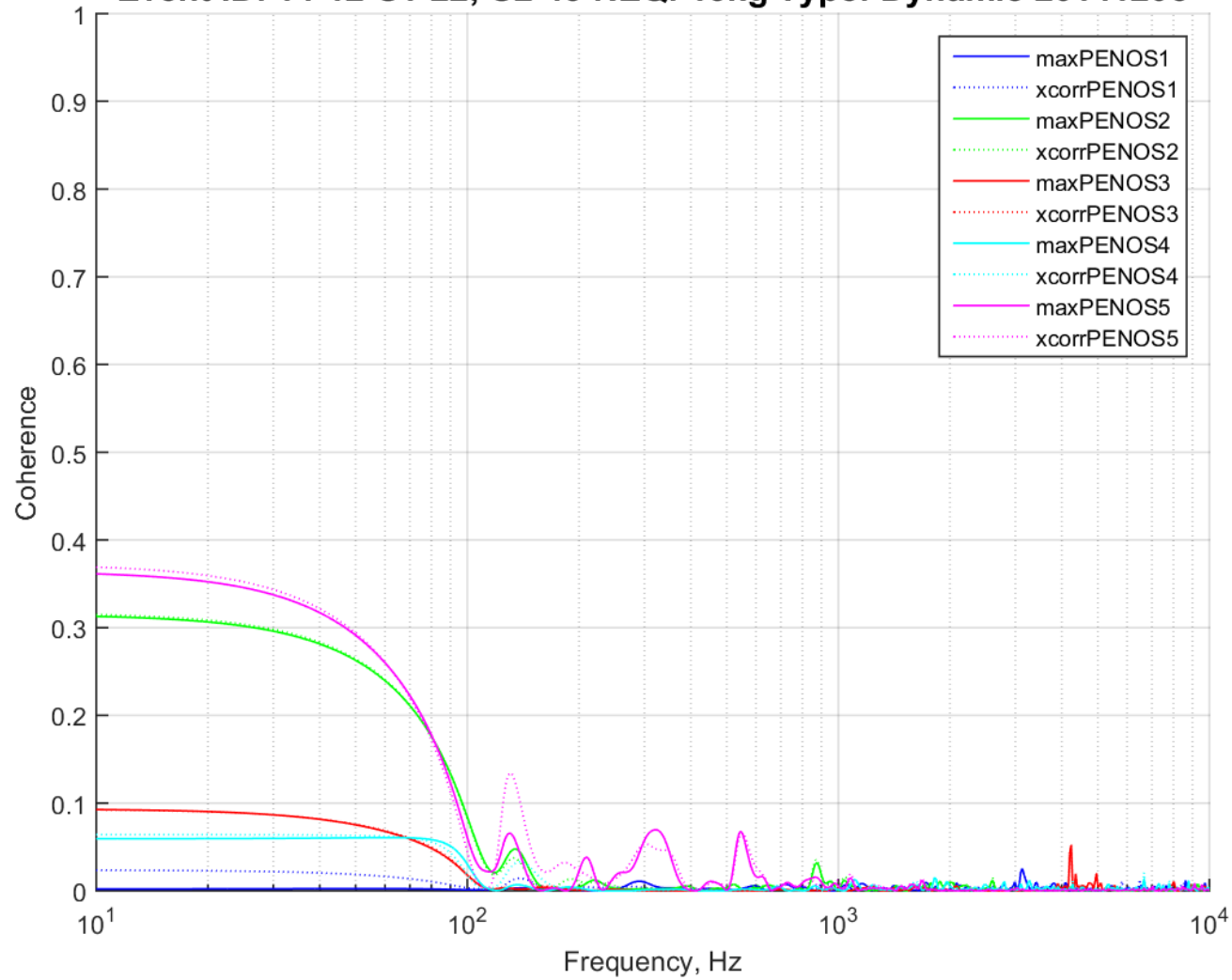


FIGURE 2.113: COHERENCE PEN_OS 1 - 5 14-12-S1-22; S2-45

Event ID: 14-12-S1-22; S2-45 NEQ: 13kg Type: Dynamic 20141205

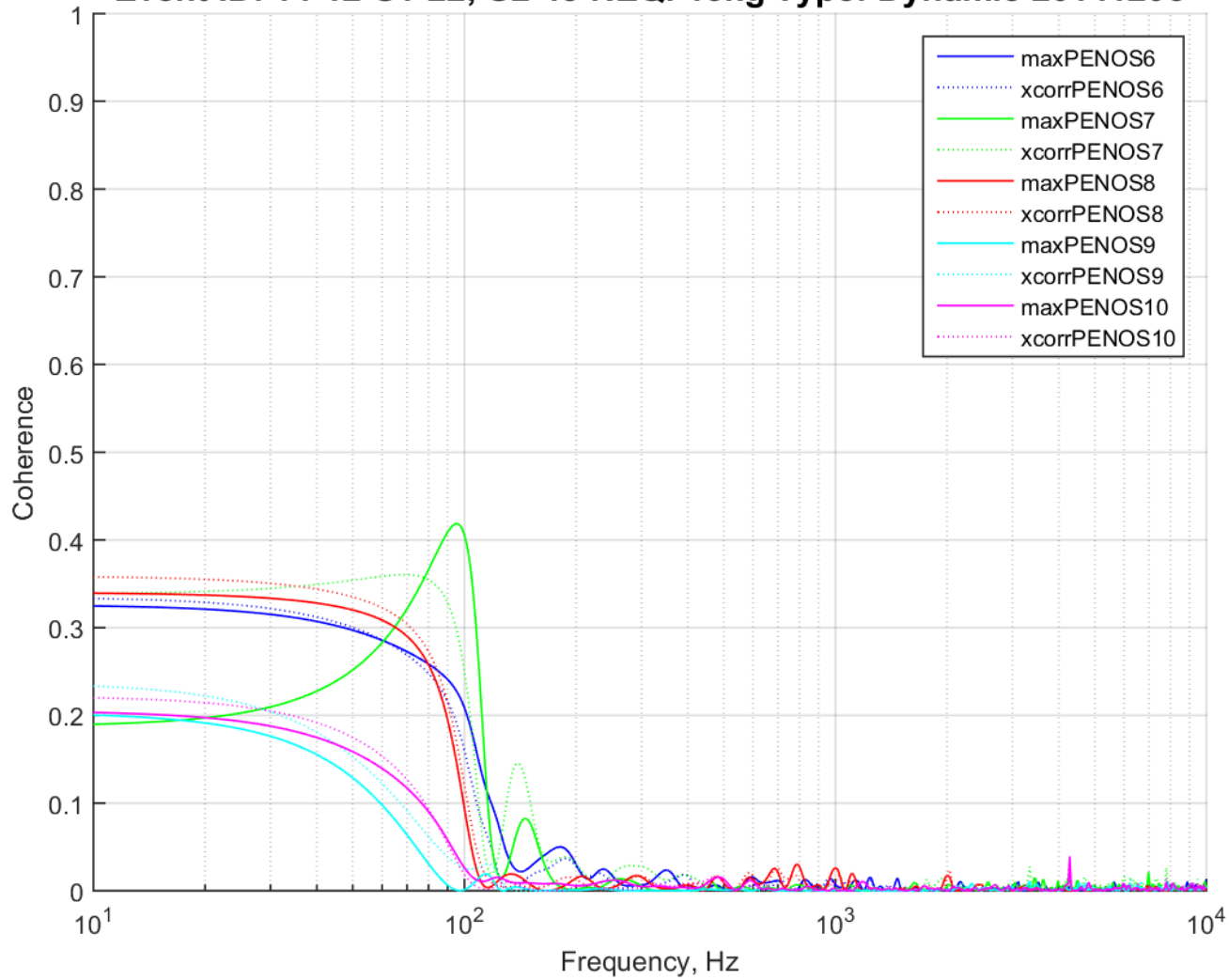


FIGURE 2.114: COHERENCE PEN_OS 6 - 10 14-12-S1-22; S2-45CTD

Event ID: 14-12-S1-22; S2-45 NEQ: 13kg Type: Dynamic 20141205

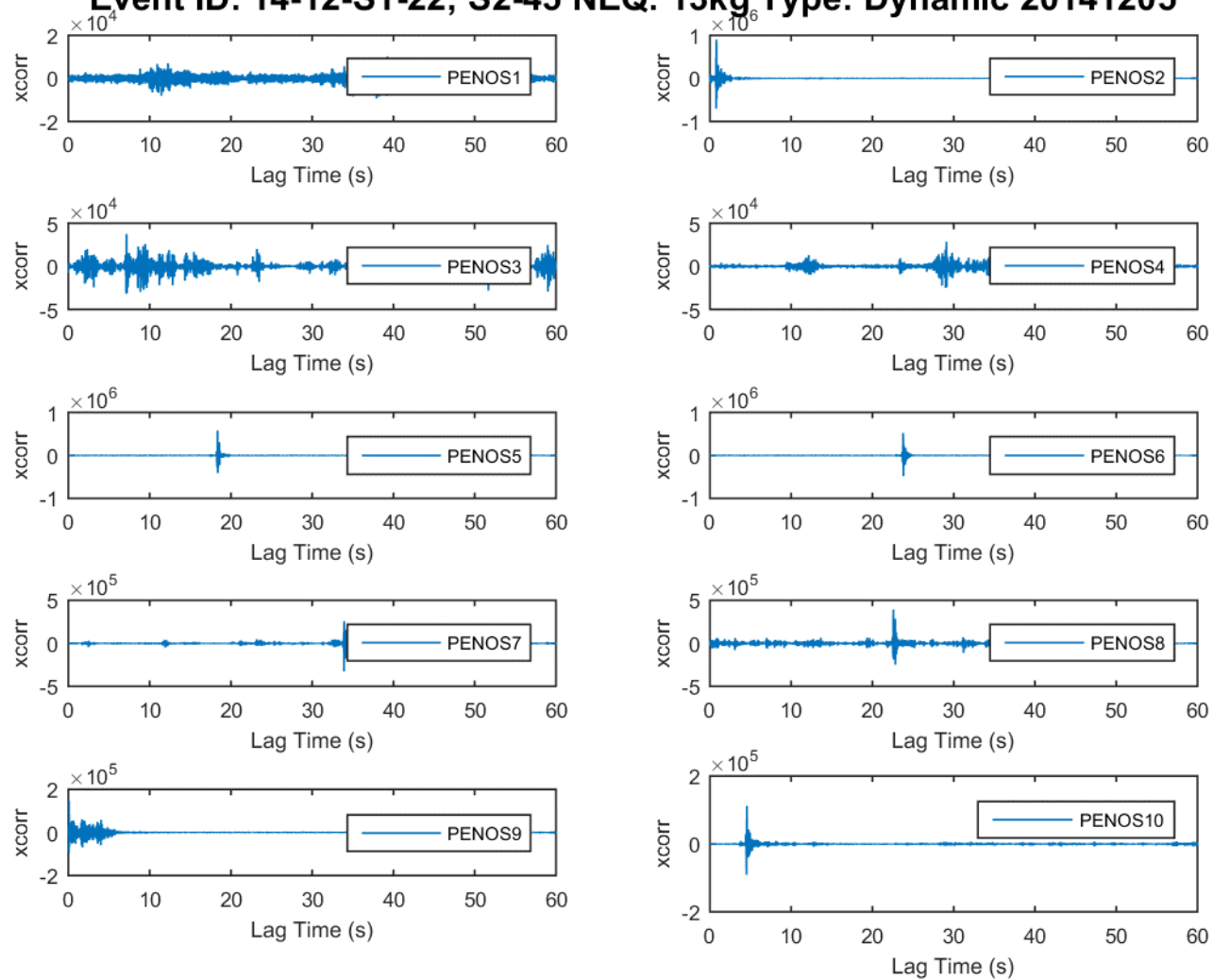


FIGURE 2.115: CROSS CORRELATION PEN_OS 1 - 10 14-12-S1-22; S2-45

Event ID: 14-12-S1-22; S2-45 NEQ: 13kg Type: Dynamic 20141205

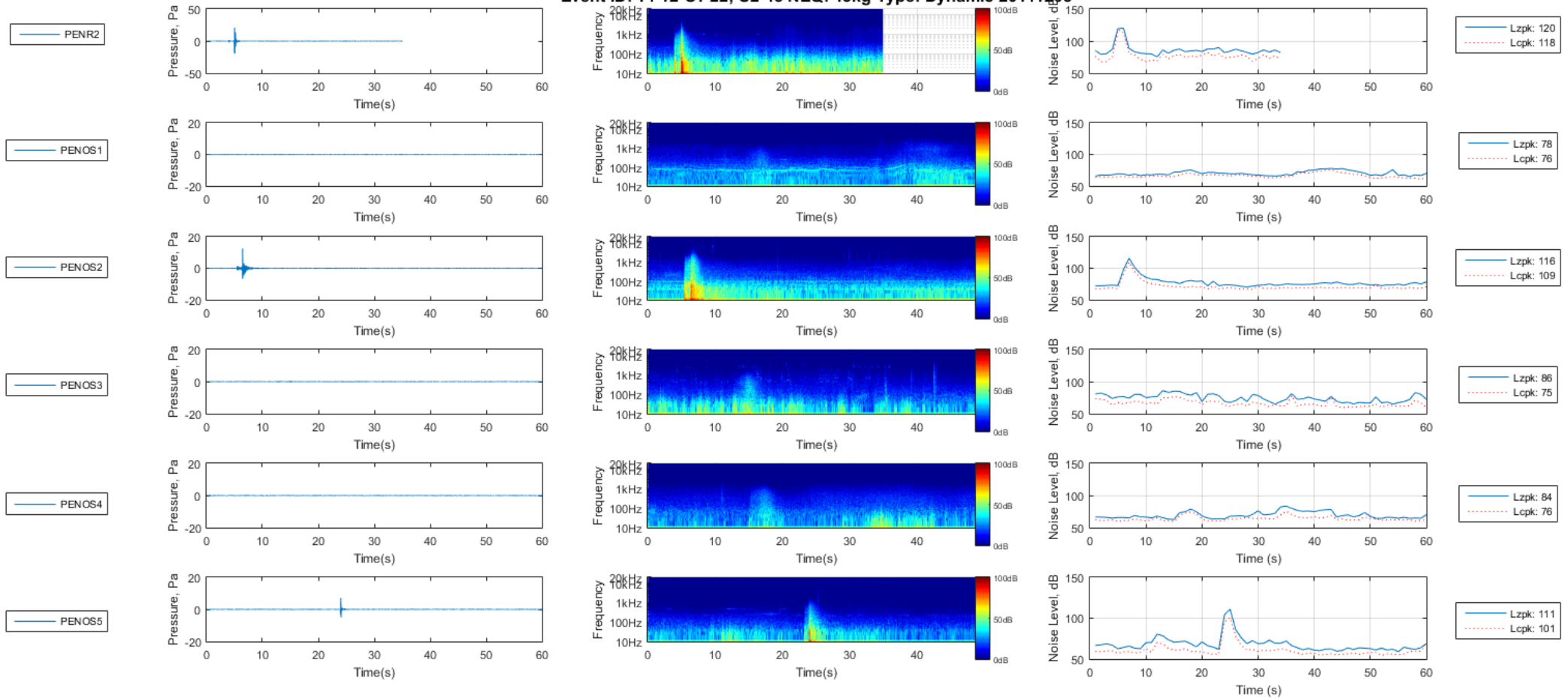


FIGURE 2.116: PEN_OS 1 - 5 14-12-S1-22; S2-45

Event ID: 14-12-S1-22; S2-45 NEQ: 13kg Type: Dynamic 20141205.CTD

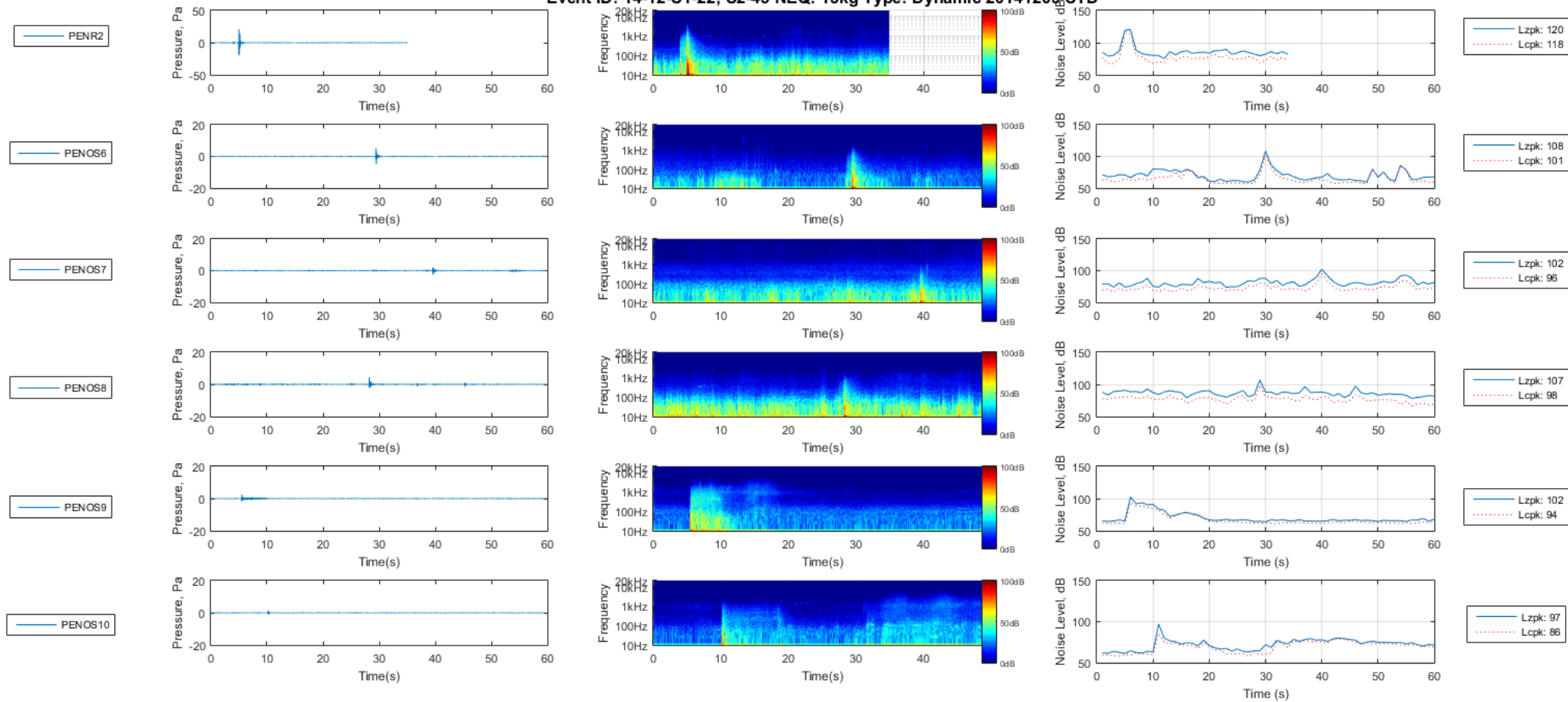


FIGURE 2.117: PEN_OS 6 - 10 14-12-S1-22; S2-45

Event ID: 14-12-S1-22; S2-45 NEQ: 13kg Type: Dynamic 20141205

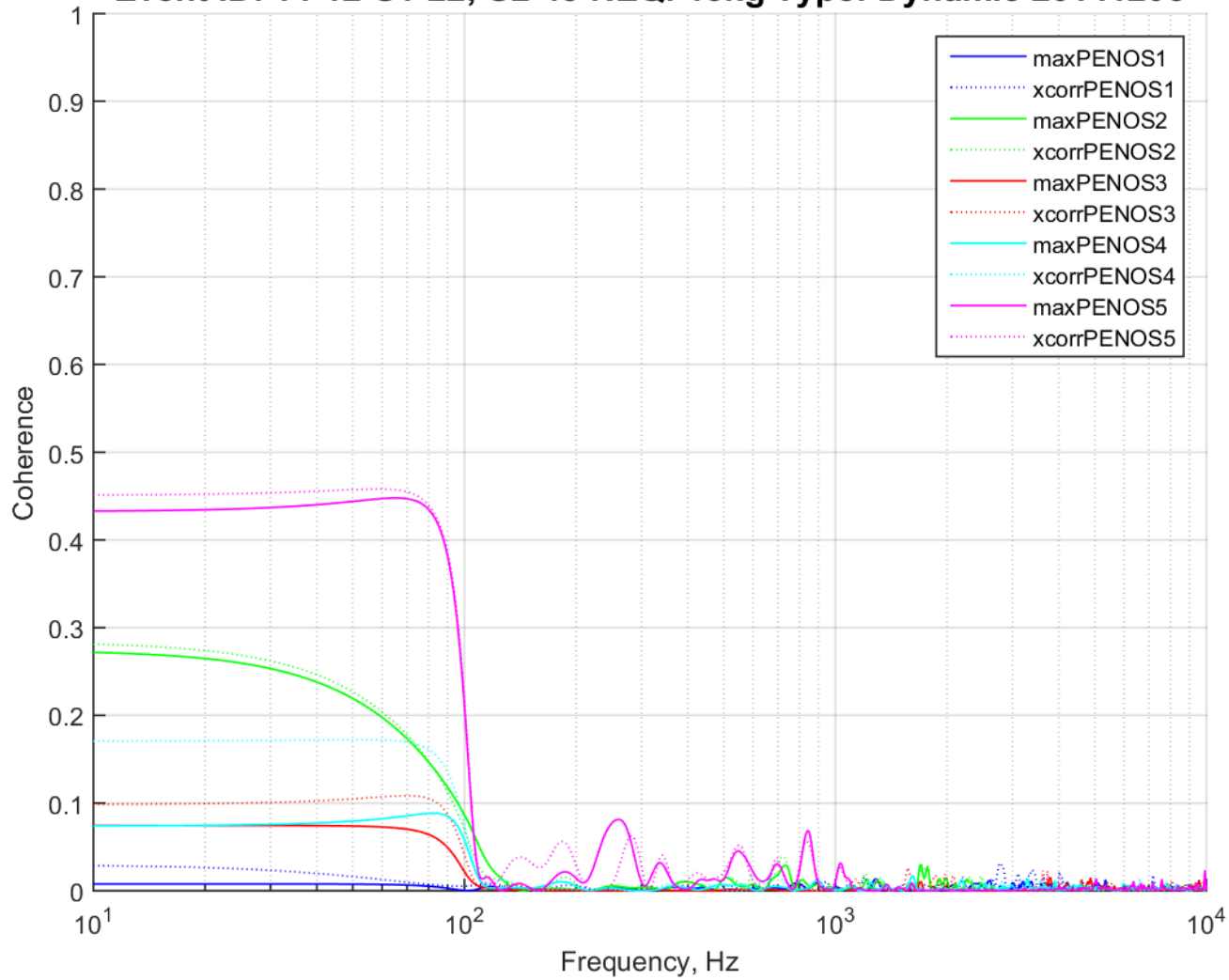


FIGURE 2.118: COHERENCE PEN_OS 1 - 5 14-12-S1-22; S2-45

Event ID: 14-12-S1-22; S2-45 NEQ: 13kg Type: Dynamic 20141205

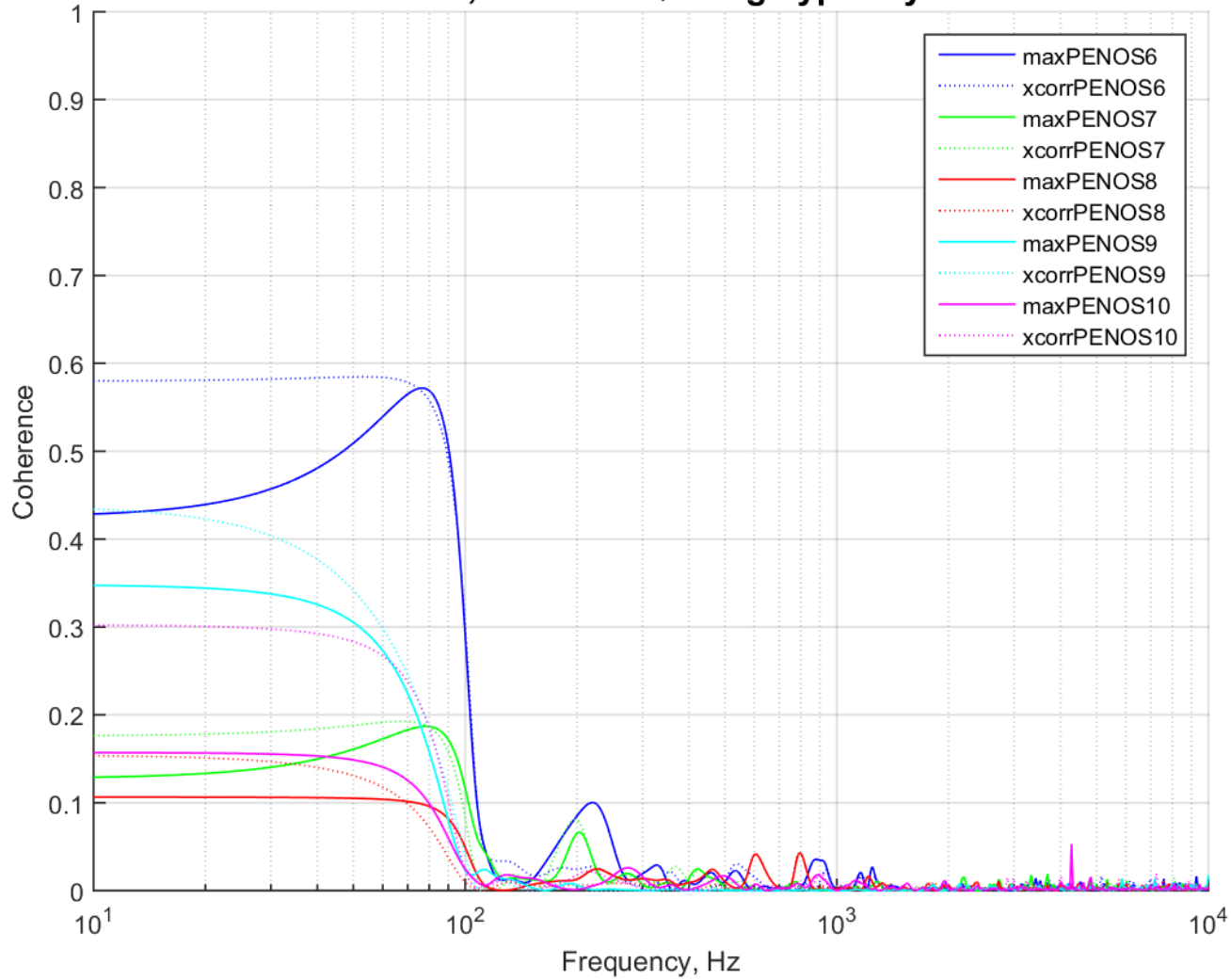


FIGURE 2.119: COHERENCE PEN_OS 6 - 10 14-12-S1-22; S2-45CTD

Event ID: 14-12-S1-22; S2-45 NEQ: 13kg Type: Dynamic 20141205

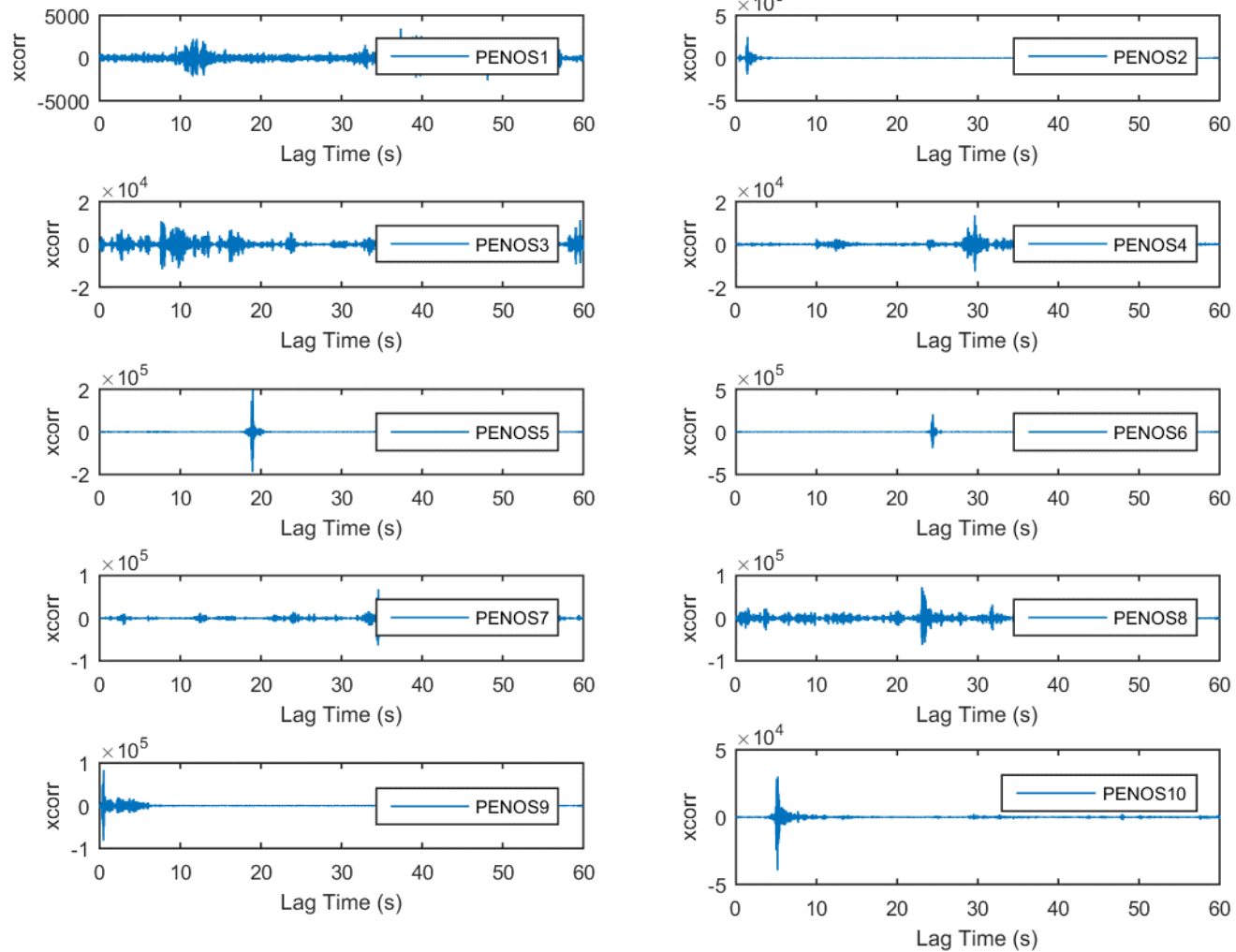


FIGURE 2.120: CROSS CORRELATION PEN_OS 1 - 10 14-12-S1-22; S2-45

Event ID: 14-12-S1-2; S2-9 NEQ: 5kg or 13kg. QinetiQ to confirm NEQ Type: Dynamic 20141201

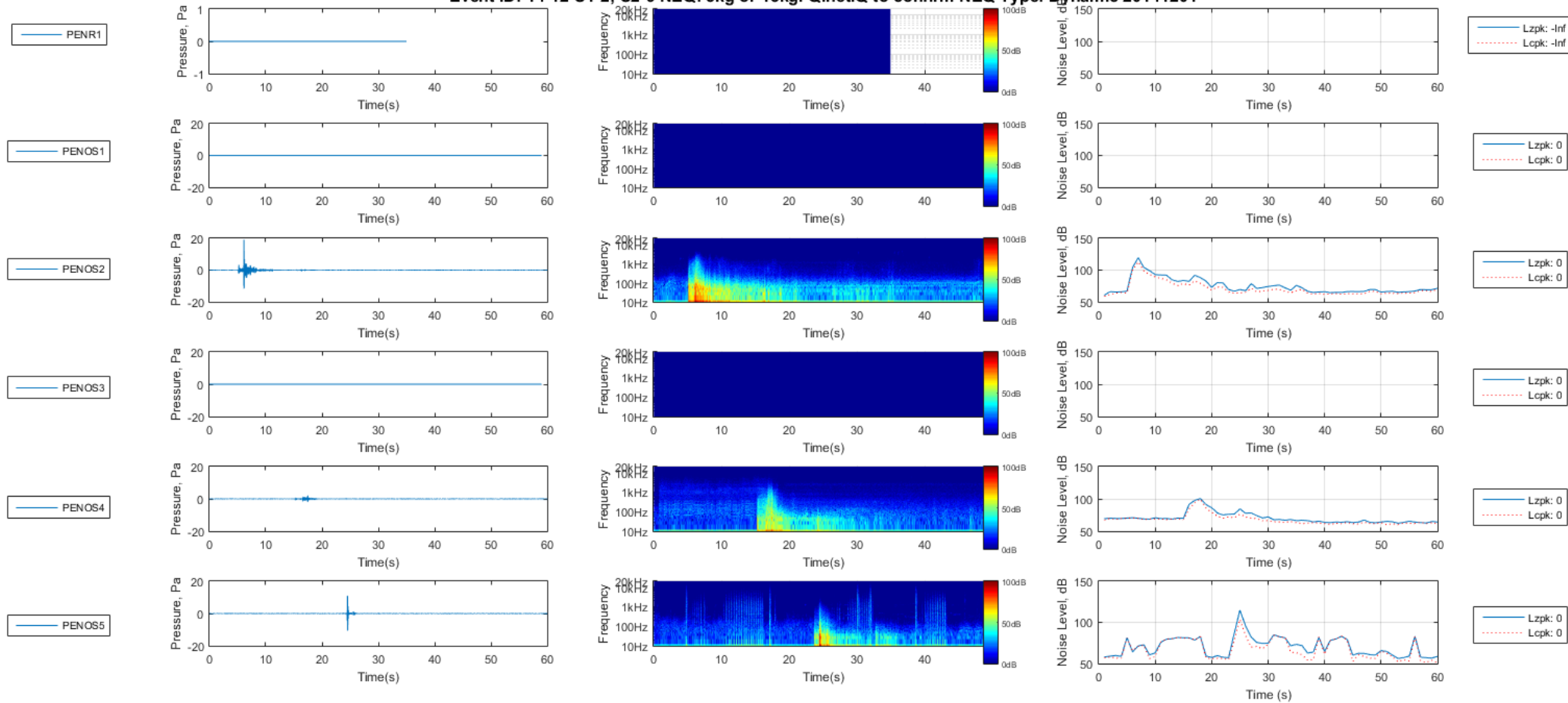


FIGURE 2.121: PEN_OS 1 - 5 14-12-S1-2; S2-9

Event ID: 14-12-S1-2; S2-9 NEQ: 5kg or 13kg. QinetiQ to confirm NEQ Type: Dynamic 20141201 CTD

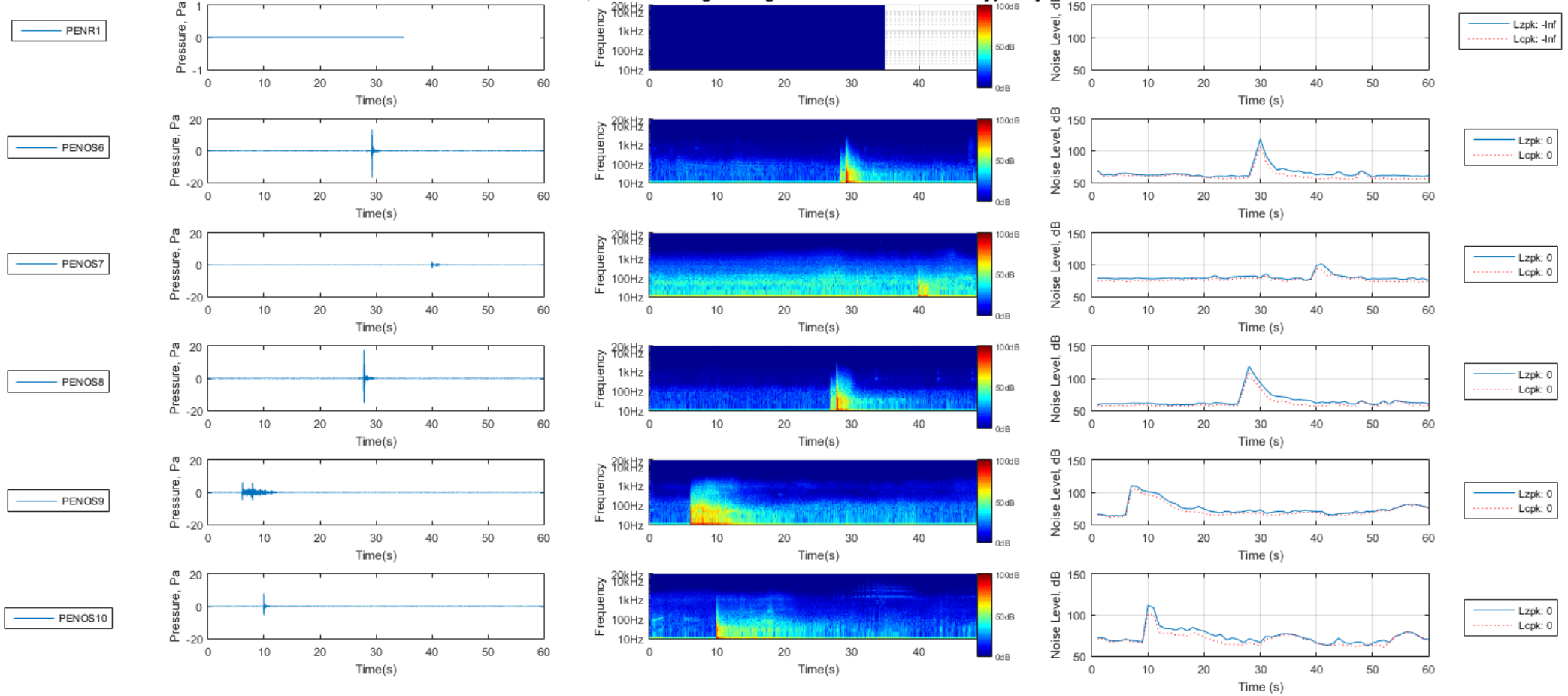


FIGURE 2.122: PEN_OS 6 - 10 14-12-S1-2; S2-9

Report ID: 14-12-S1-2; S2-9 NEQ: 5kg or 13kg. QinetiQ to confirm NEQ Type: Dynamic 2014

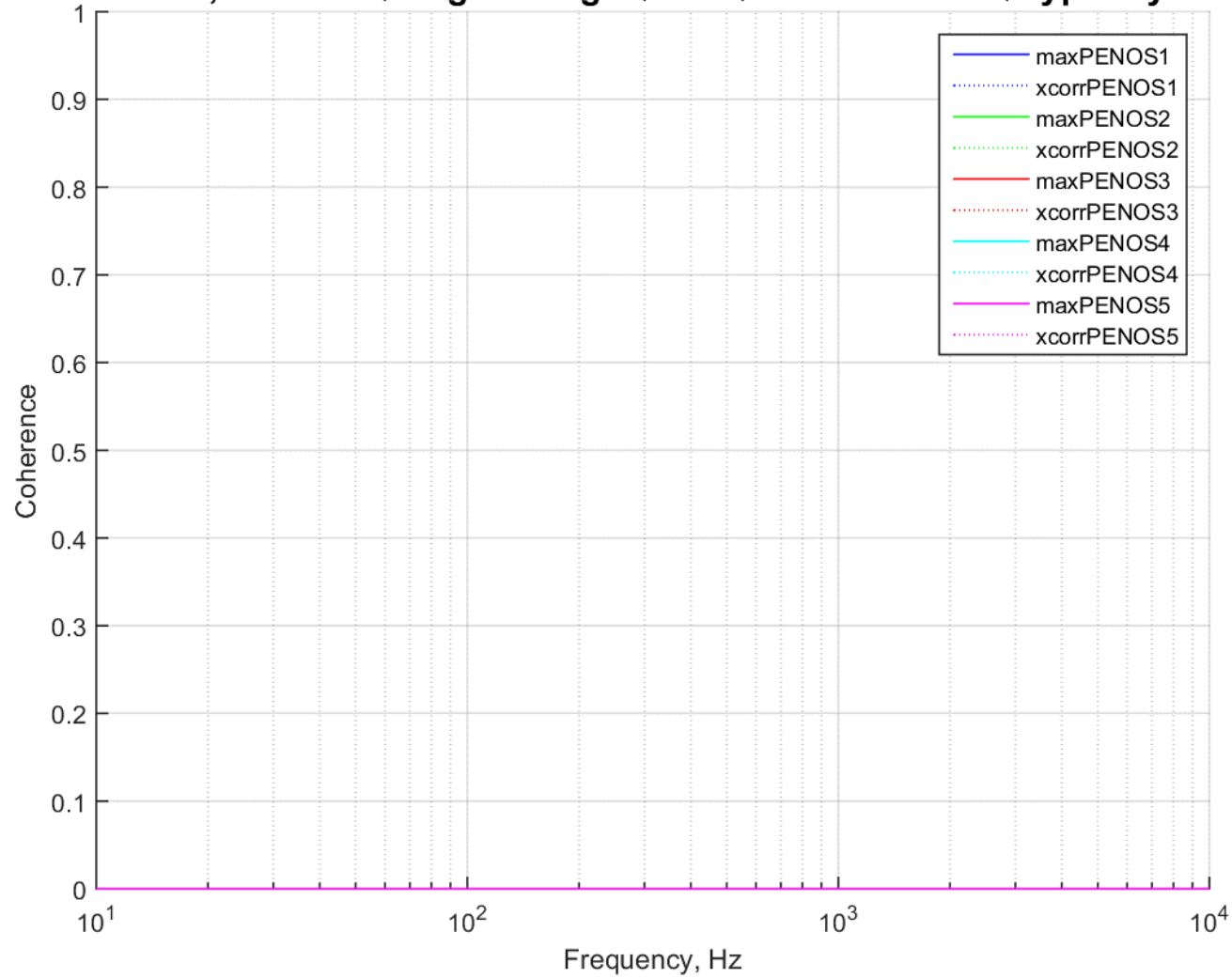


FIGURE 2.123: COHERENCE PEN_OS 1 - 5 14-12-S1-2; S2-9

rent ID: 14-12-S1-2; S2-9 NEQ: 5kg or 13kg. QinetiQ to confirm NEQ Type: Dynamic 2014

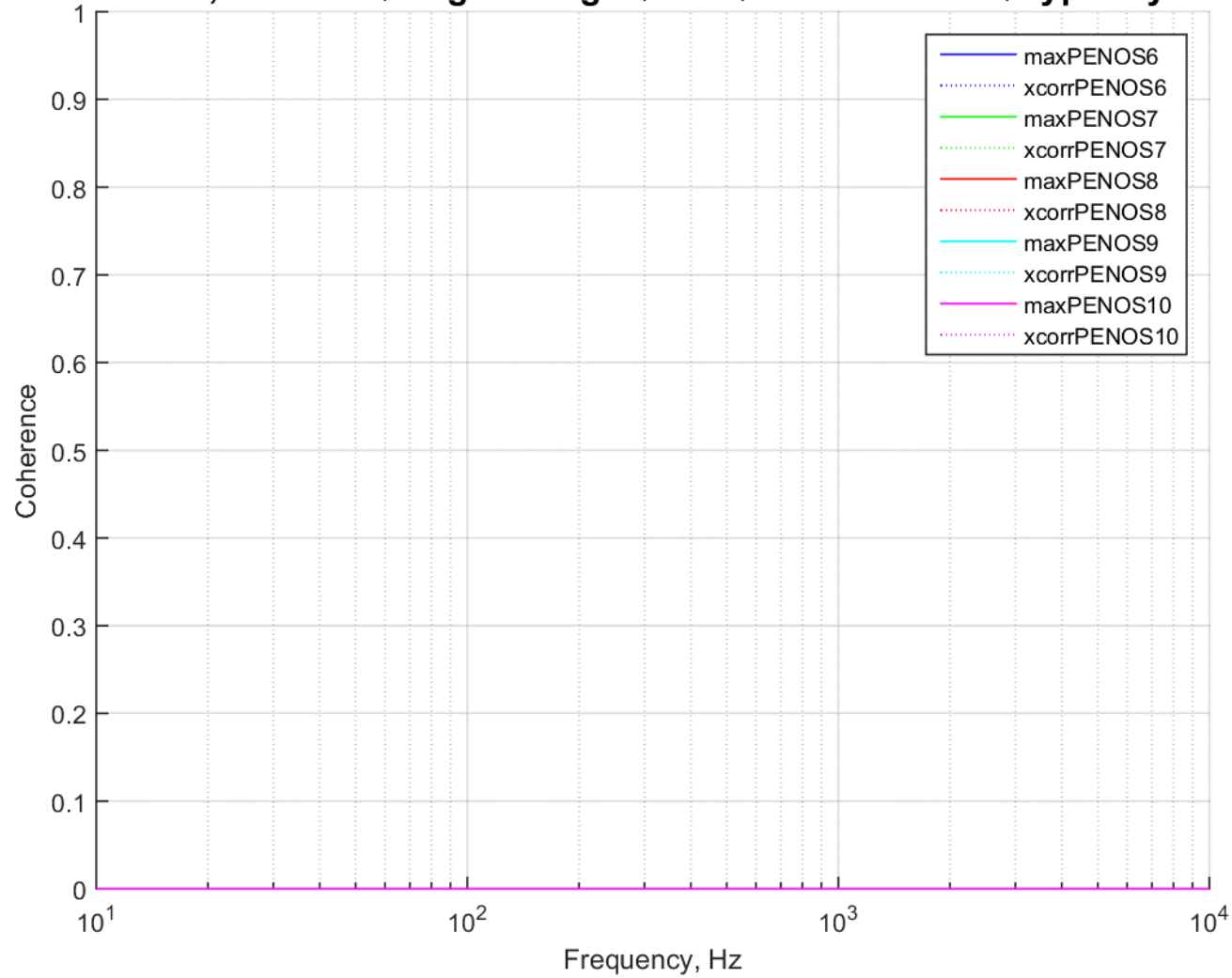


FIGURE 2.124: COHERENCE PEN_OS 6 - 10 14-12-S1-2; S2-9CTD

rent ID: 14-12-S1-2; S2-9 NEQ: 5kg or 13kg. QinetiQ to confirm NEQ Type: Dynamic 2014

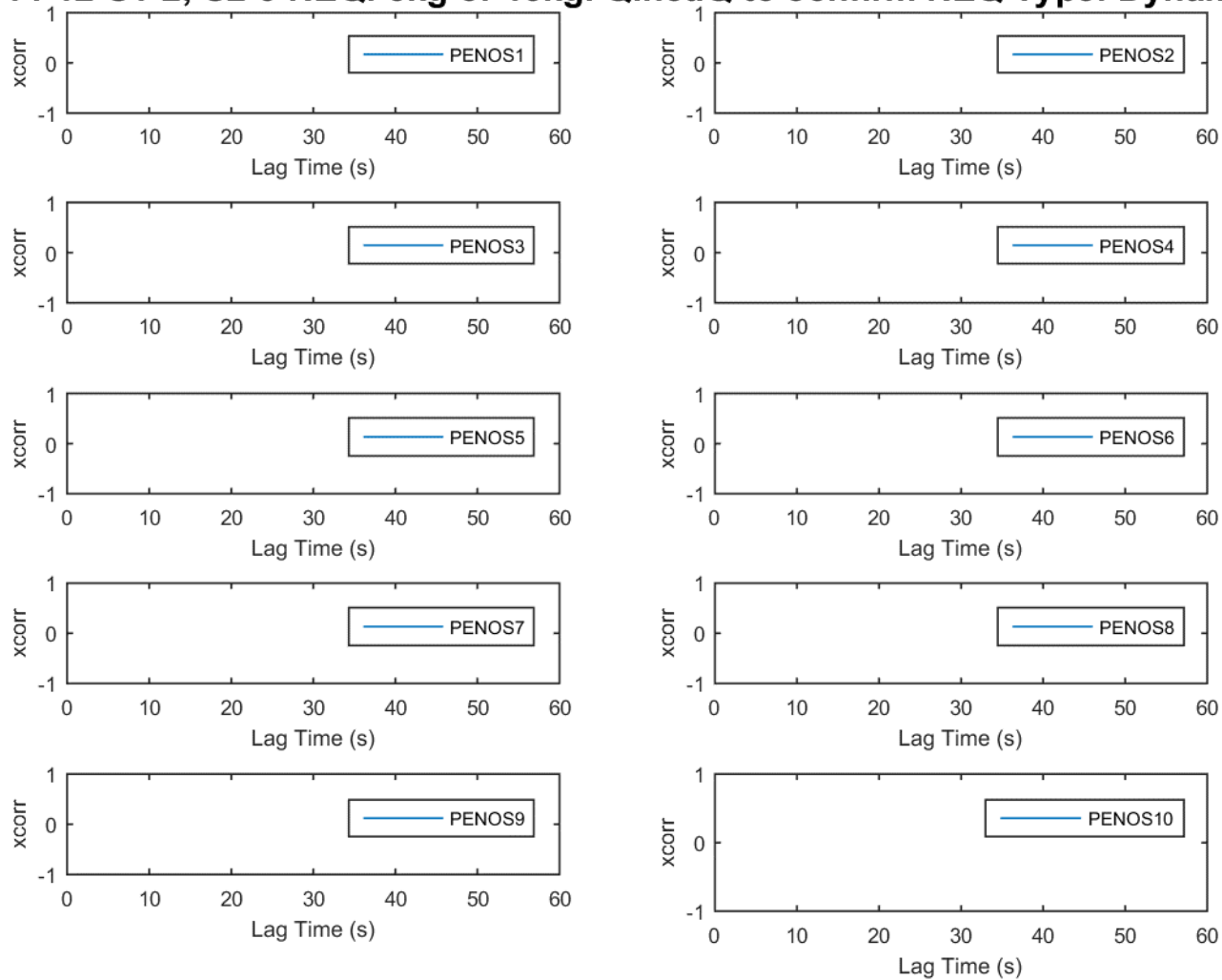


FIGURE 2.125: CROSS CORRELATION PEN_OS 1 - 10 14-12-S1-2; S2-9

Event ID: 14-12-S1-2; S2-9 NEQ: 5kg or 13kg. QinetiQ to confirm NEQ Type: Dynamic 20141201

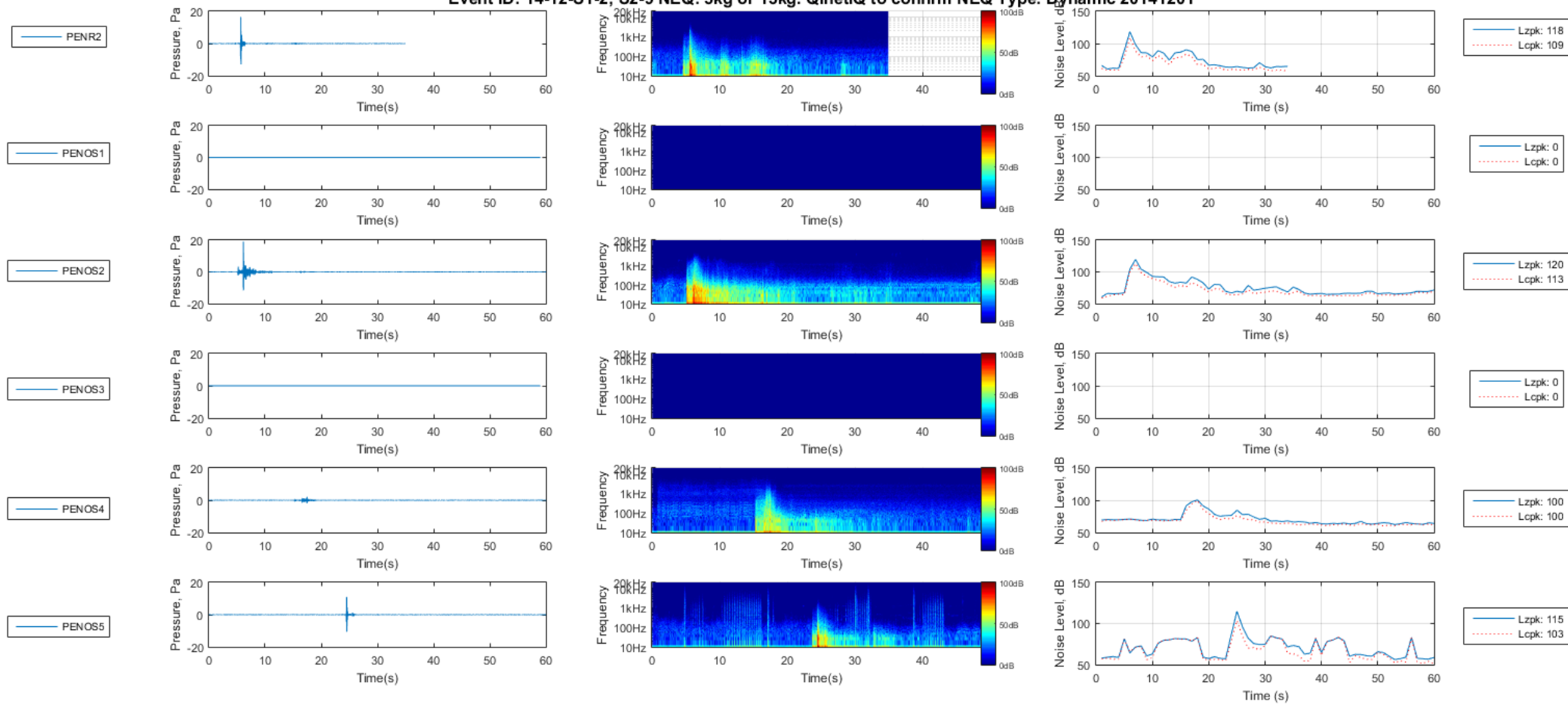


FIGURE 2.126: PEN_OS 1 - 5 14-12-S1-2; S2-9

Event ID: 14-12-S1-2; S2-9 NEQ: 5kg or 13kg. QinetiQ to confirm NEQ Type: Dynamic 20141201 CTD

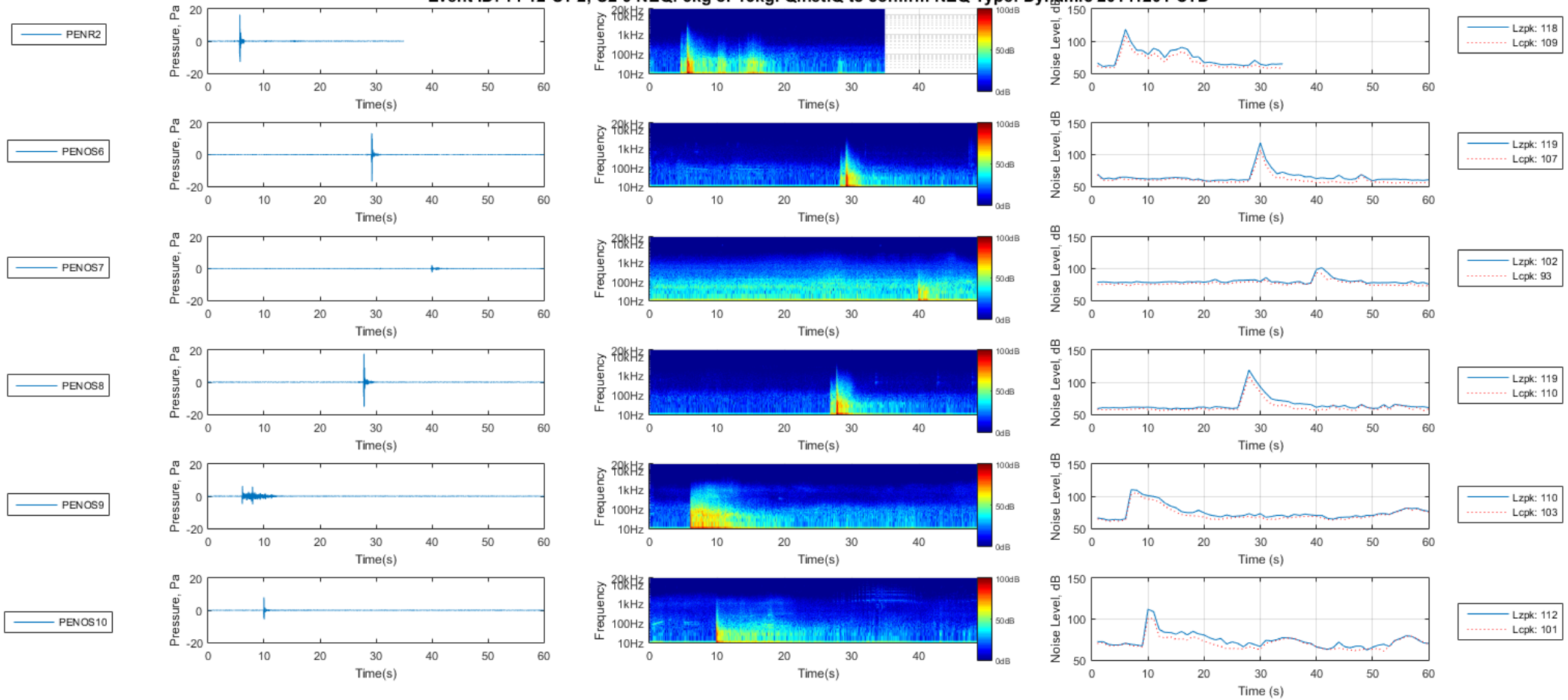


FIGURE 2.127: PEN_OS 6 - 10 14-12-S1-2; S2-9

rent ID: 14-12-S1-2; S2-9 NEQ: 5kg or 13kg. QinetiQ to confirm NEQ Type: Dynamic 2014

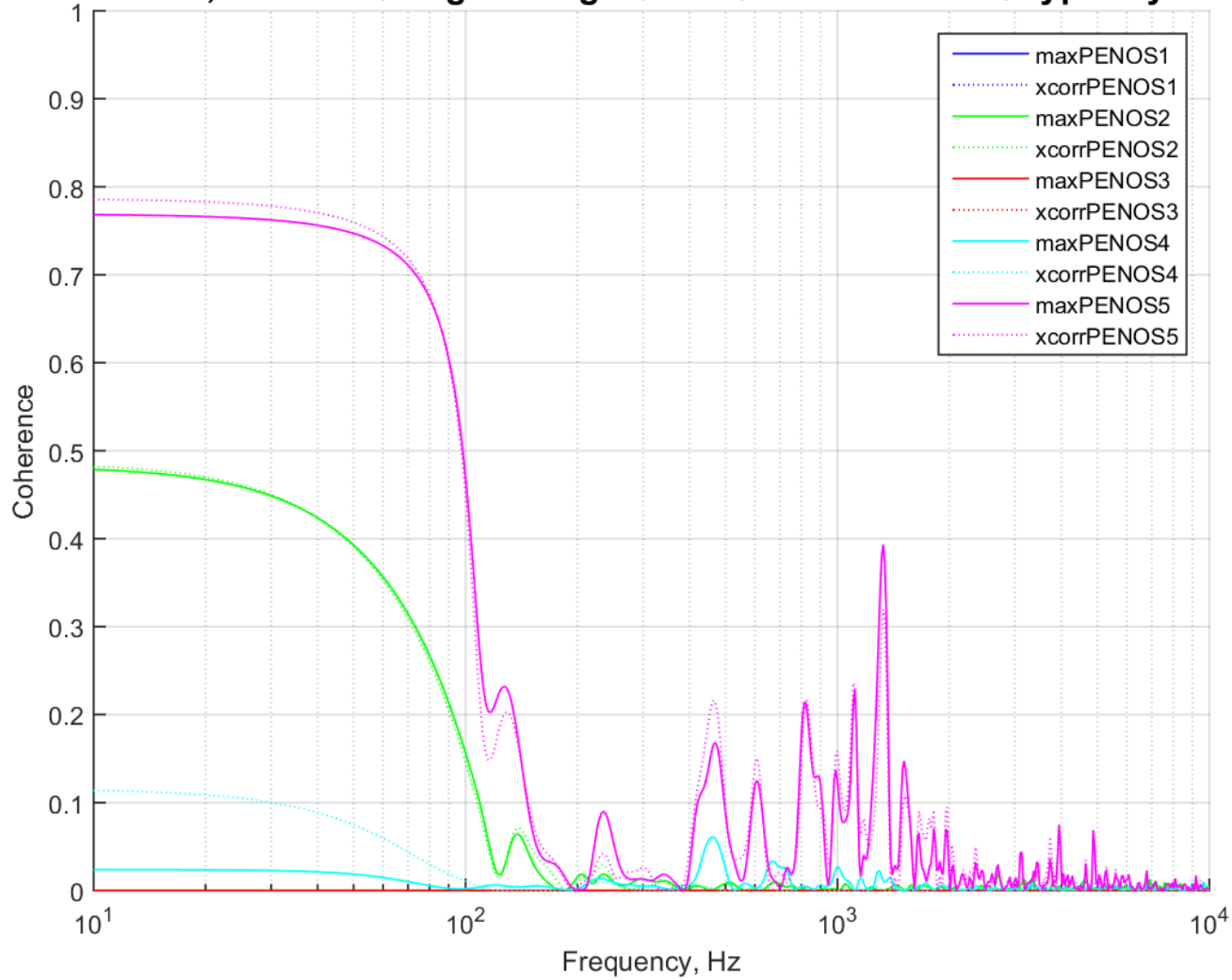


FIGURE 2.128: COHERENCE PEN_OS 1 - 5 14-12-S1-2; S2-9

rent ID: 14-12-S1-2; S2-9 NEQ: 5kg or 13kg. QinetiQ to confirm NEQ Type: Dynamic 2014

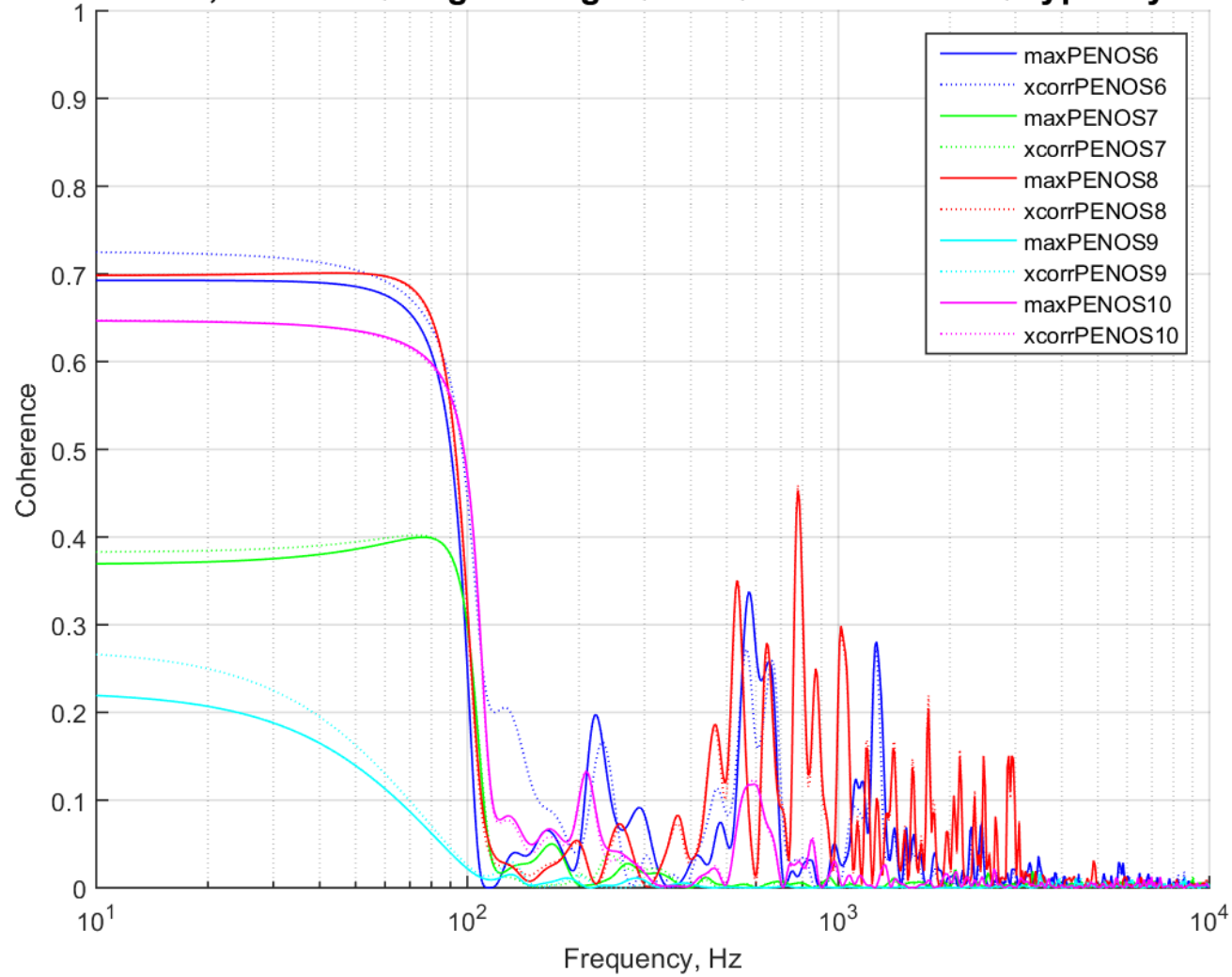


FIGURE 2.129: COHERENCE PEN_OS 6 - 10 14-12-S1-2; S2-9CTD

rent ID: 14-12-S1-2; S2-9 NEQ: 5kg or 13kg. QinetiQ to confirm NEQ Type: Dynamic 2014

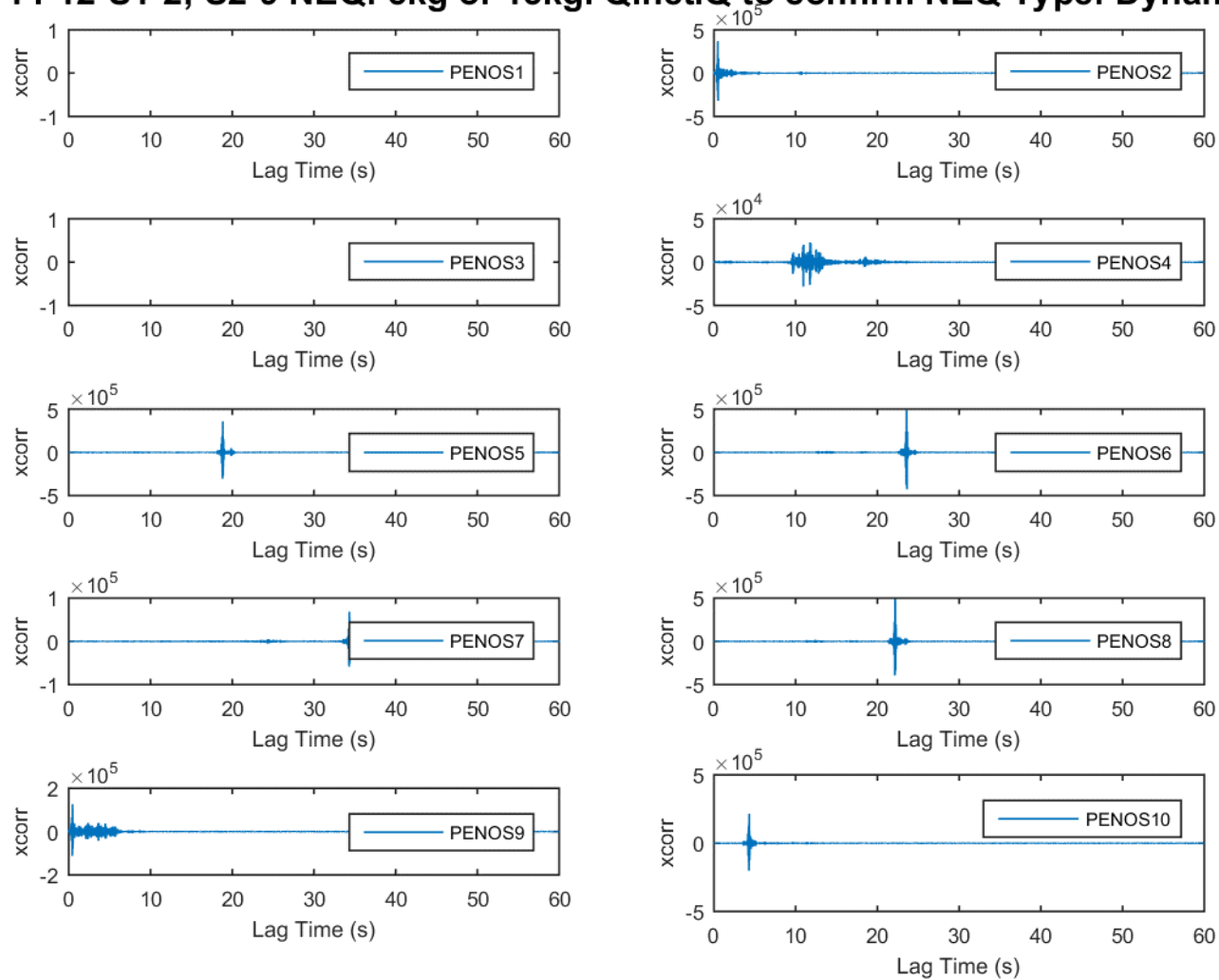


FIGURE 2.130: CROSS CORRELATION PEN_OS 1 - 10 14-12-S1-2; S2-9

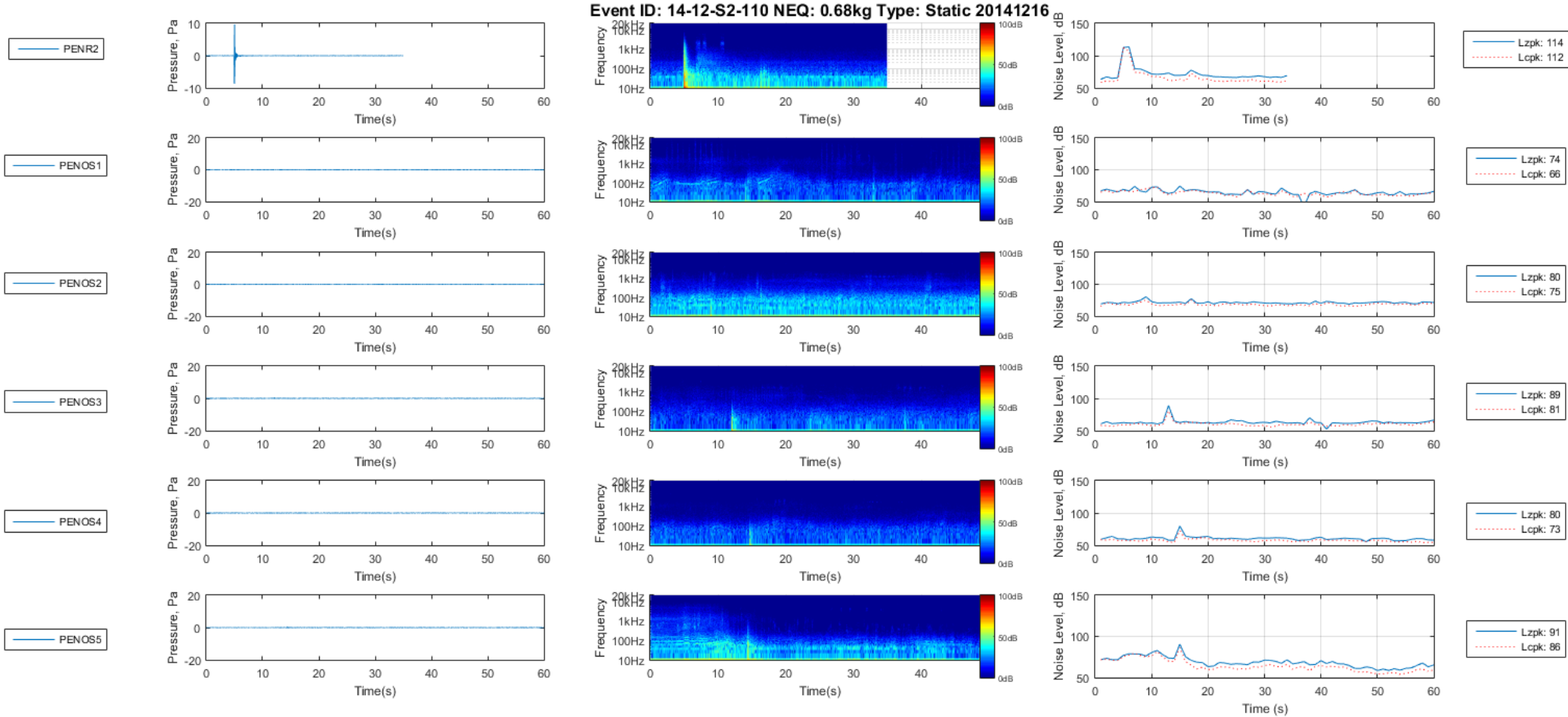


FIGURE 2.131: PEN_OS 1 - 5 14-12-S2-110

Event ID: 14-12-S2-110 NEQ: 0.68kg Type: Static 20141216 CTD

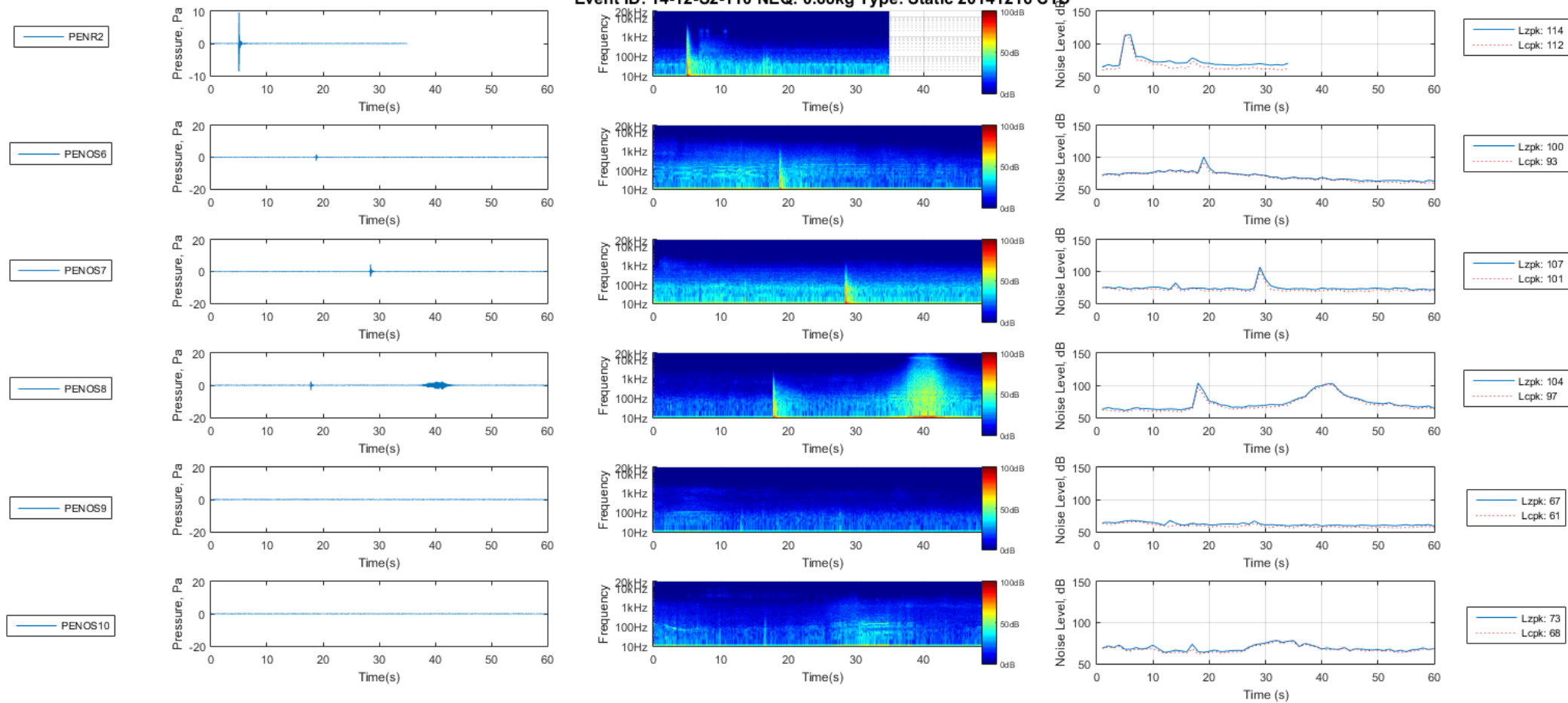


FIGURE 2.132: PEN_OS 6 - 10 14-12-S2-110

Event ID: 14-12-S2-110 NEQ: 0.68kg Type: Static 20141216

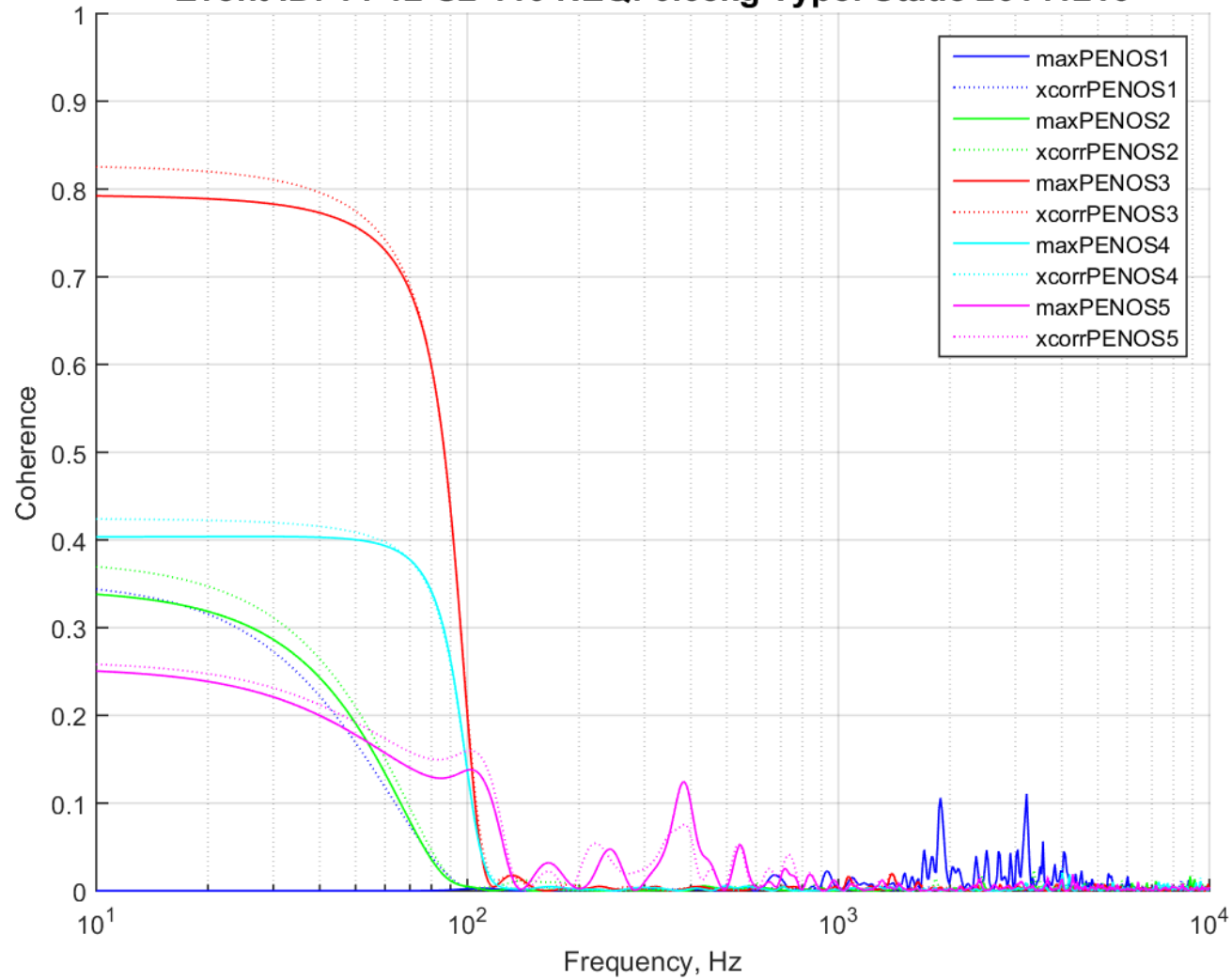


FIGURE 2.133: COHERENCE PEN_OS 1 - 5 14-12-S2-110

Event ID: 14-12-S2-110 NEQ: 0.68kg Type: Static 20141216

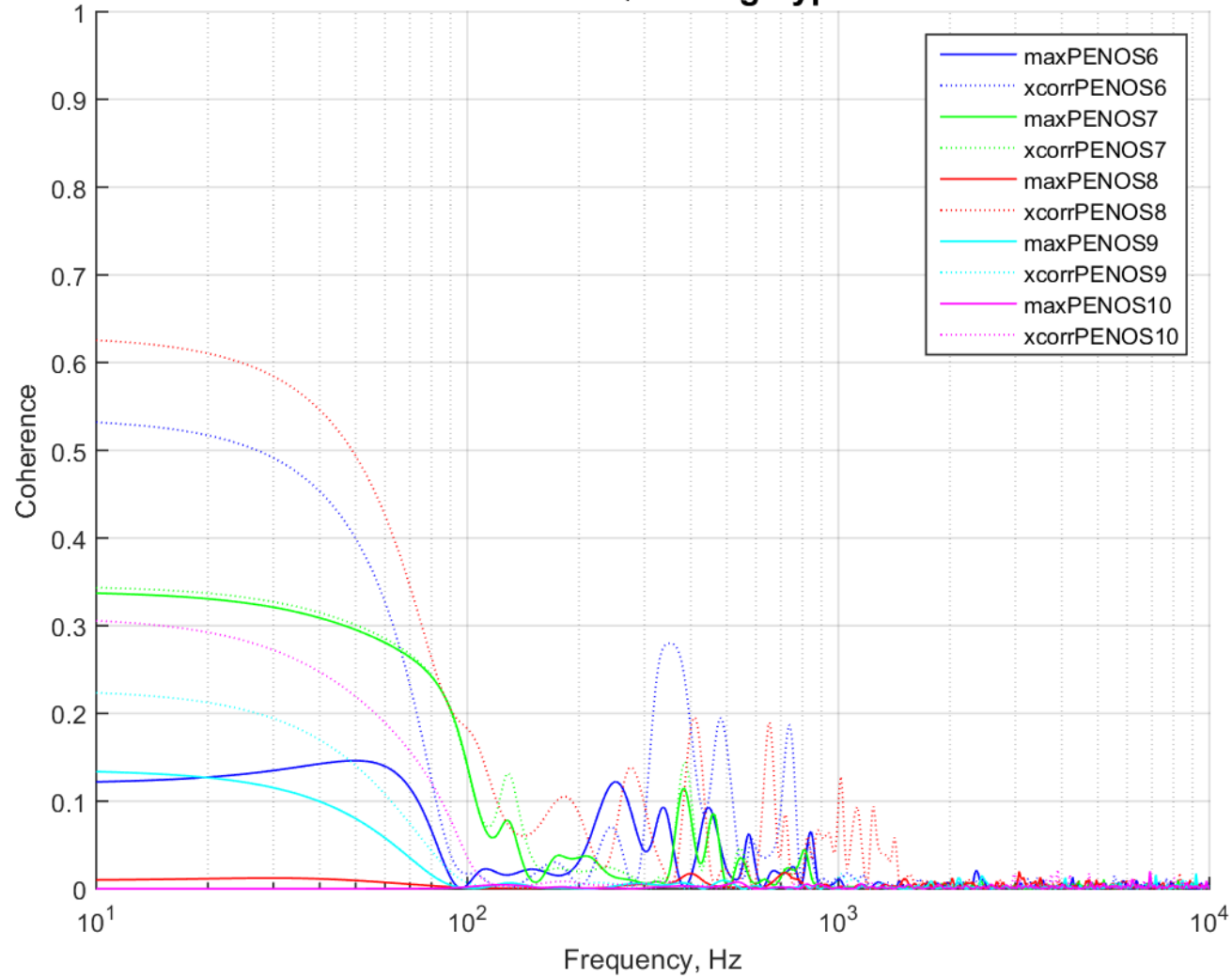


FIGURE 2.134: COHERENCE PEN_OS 6 - 10 14-12-S2-110CTD

Event ID: 14-12-S2-110 NEQ: 0.68kg Type: Static 20141216

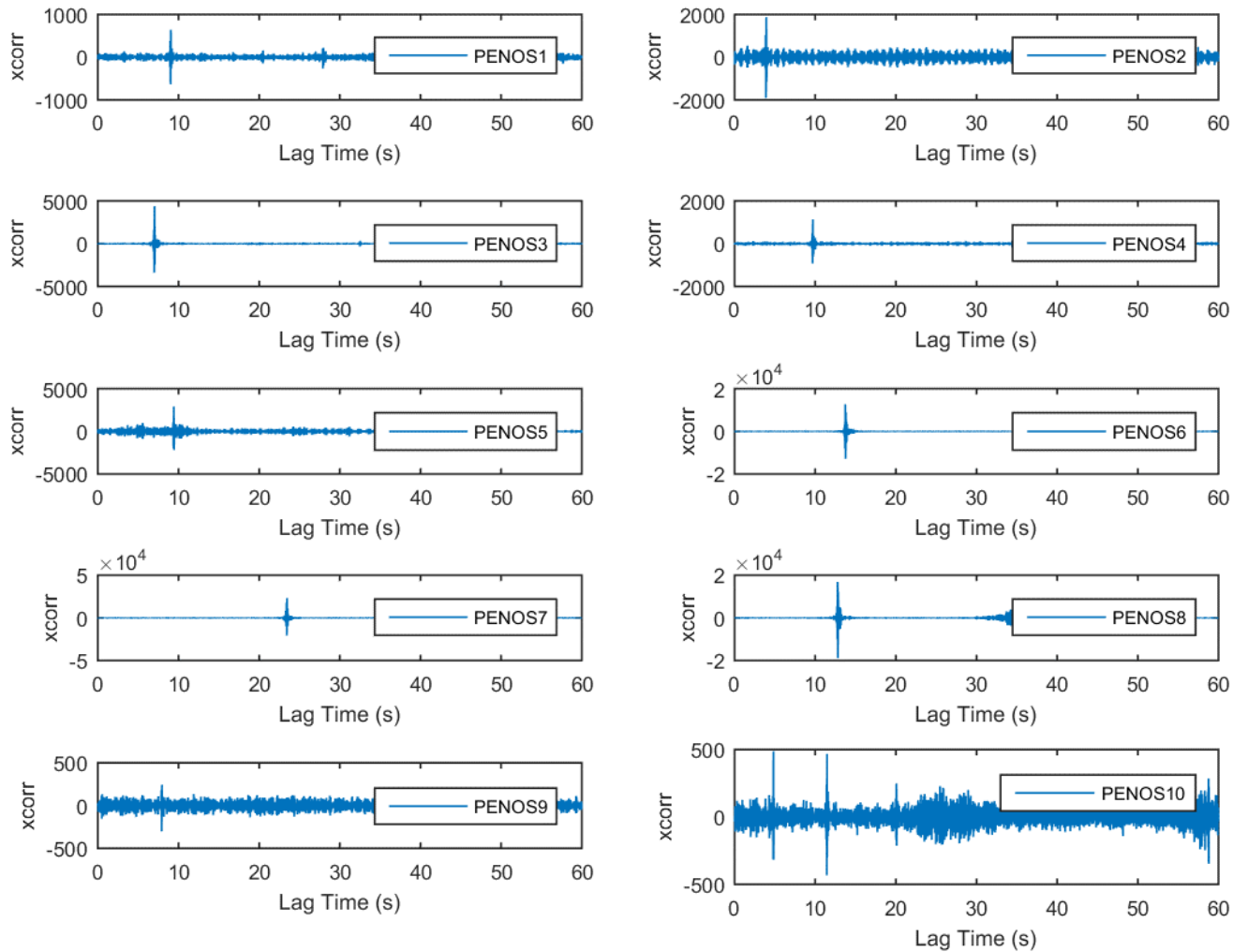


FIGURE 2.135: CROSS CORRELATION PEN_OS 1 - 10 14-12-S2-110

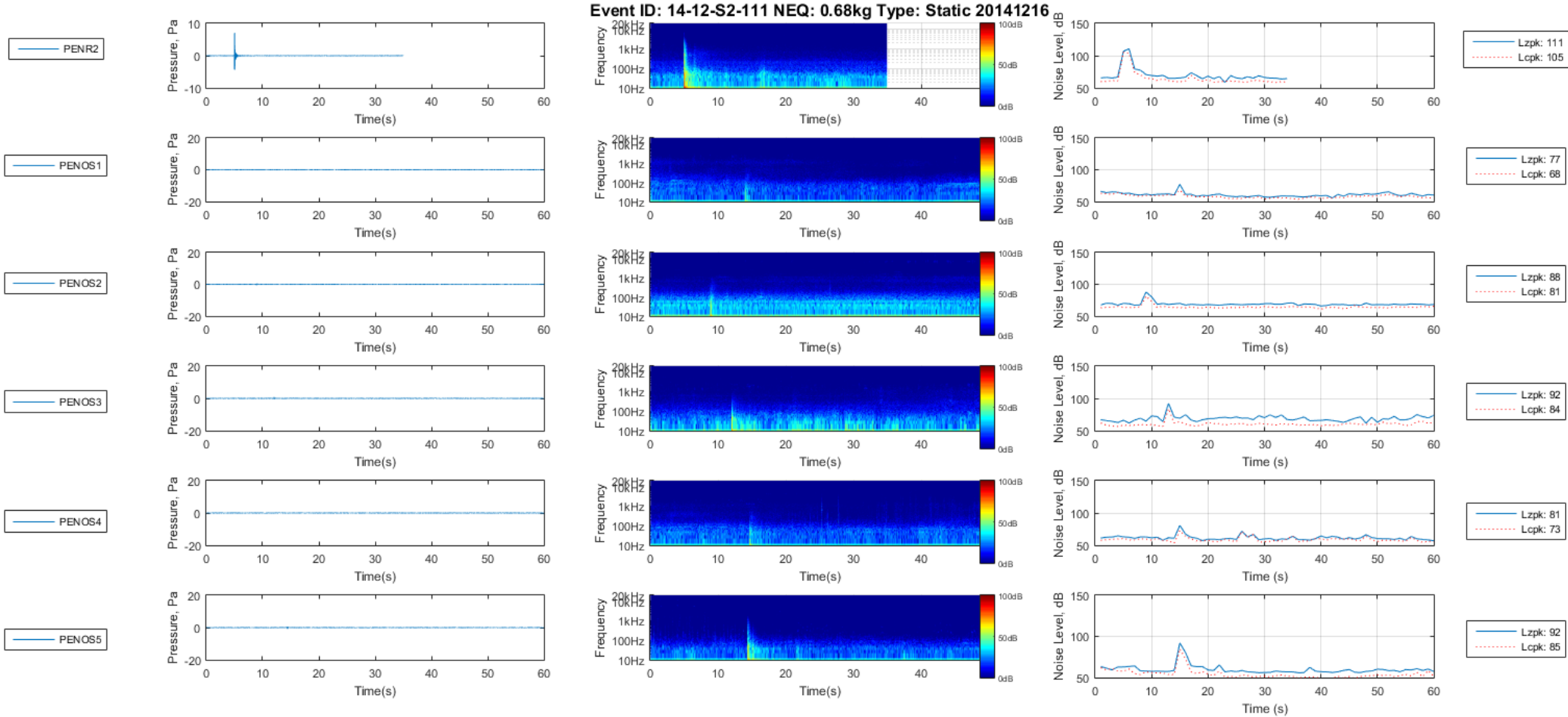


FIGURE 2.136: PEN_OS 1 - 5 14-12-S2-111

Event ID: 14-12-S2-111 NEQ: 0.68kg Type: Static 20141216 CTD

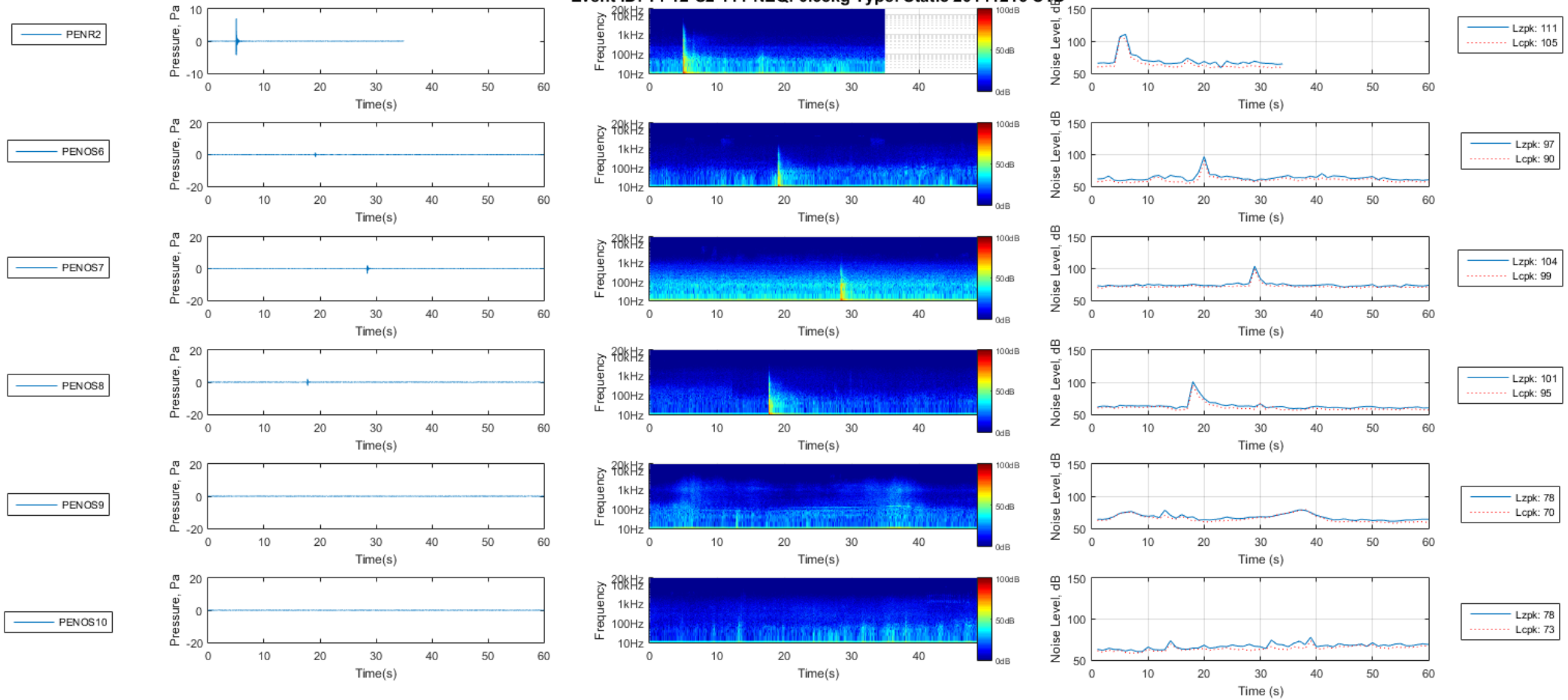


FIGURE 2.137: PEN_OS 6 - 10 14-12-S2-111

Event ID: 14-12-S2-111 NEQ: 0.68kg Type: Static 20141216

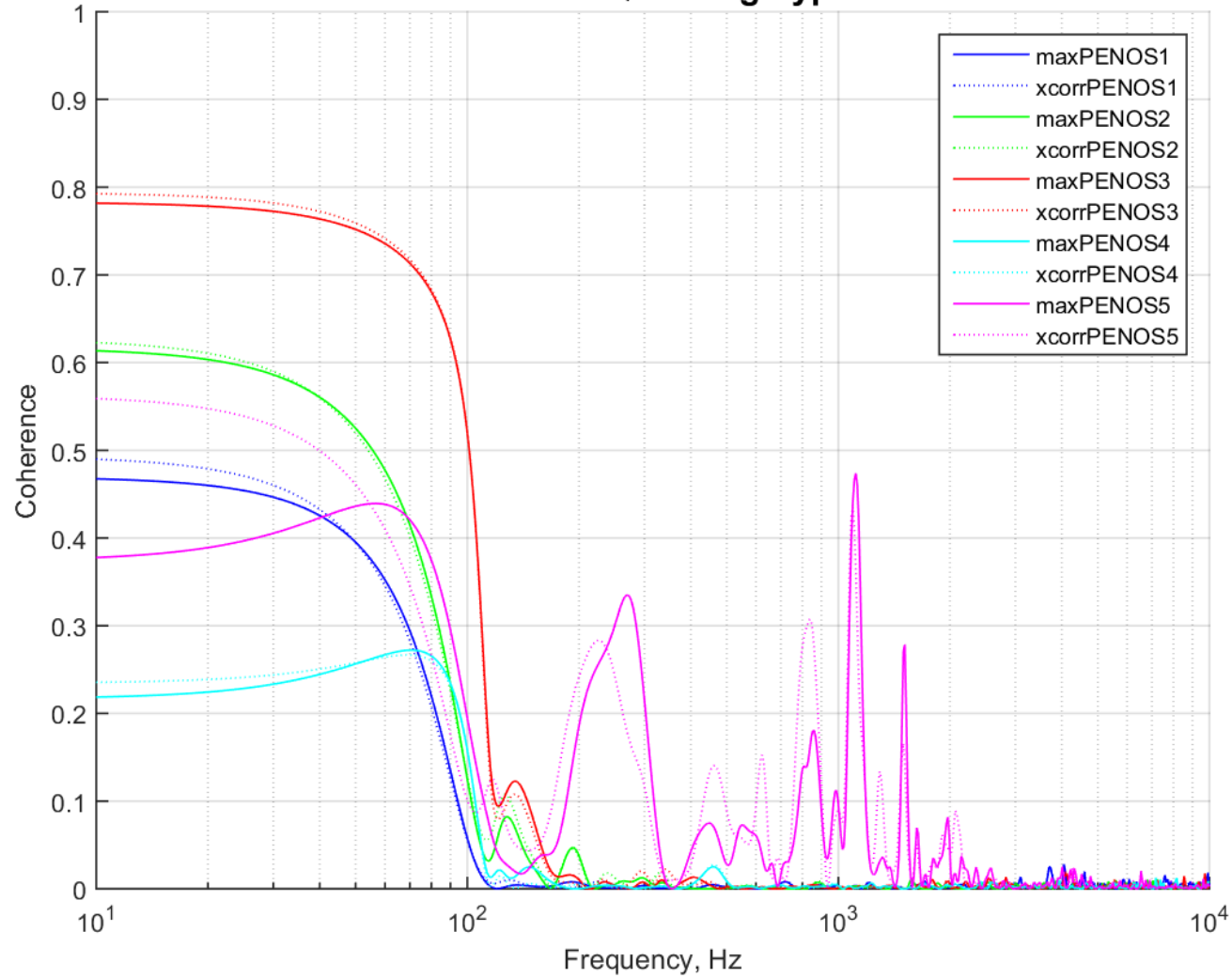


FIGURE 2.138: COHERENCE PEN_OS 1 - 5 14-12-S2-111

Event ID: 14-12-S2-111 NEQ: 0.68kg Type: Static 20141216

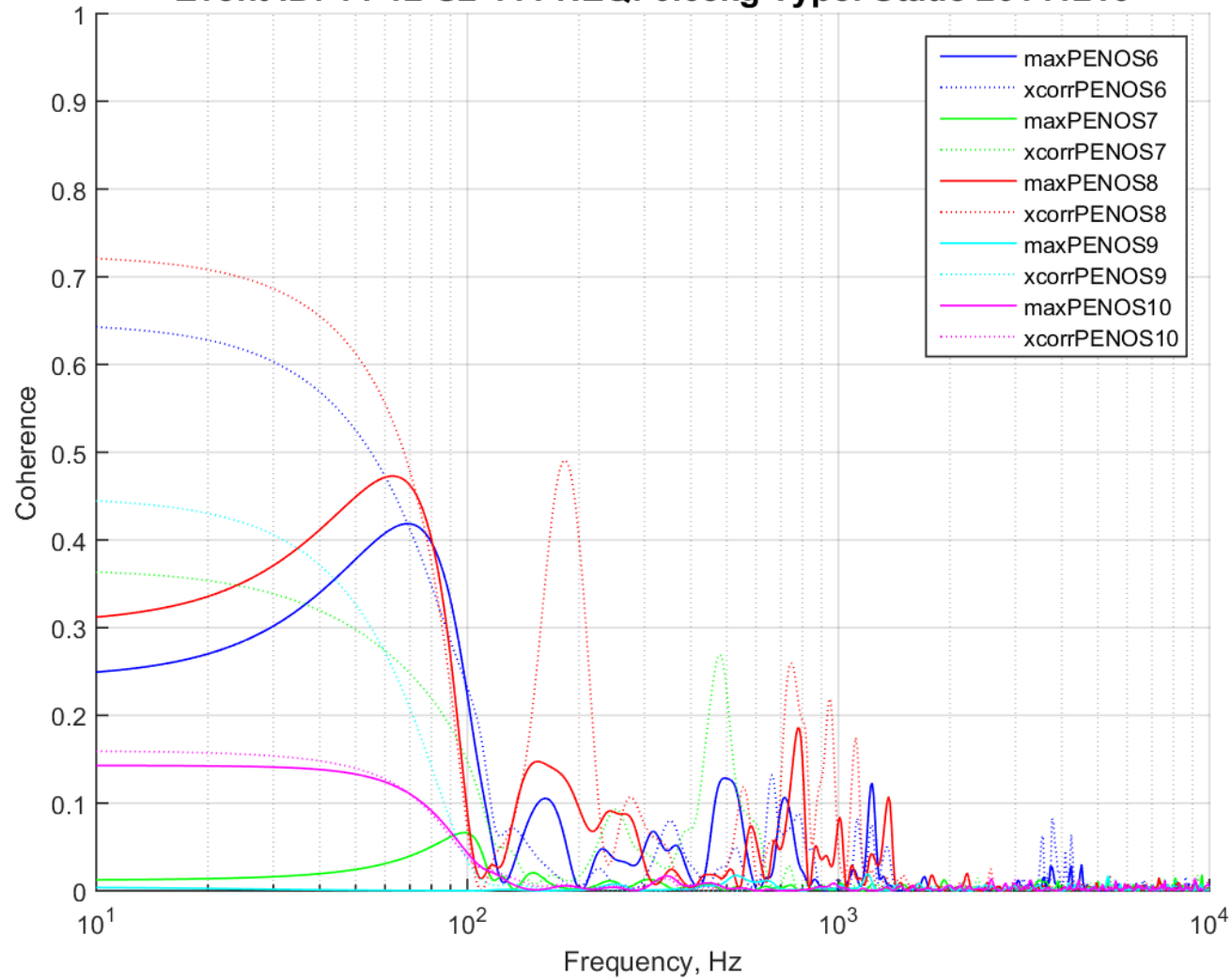


FIGURE 2.139: COHERENCE PEN_OS 6 - 10 14-12-S2-111CTD

Event ID: 14-12-S2-111 NEQ: 0.68kg Type: Static 20141216

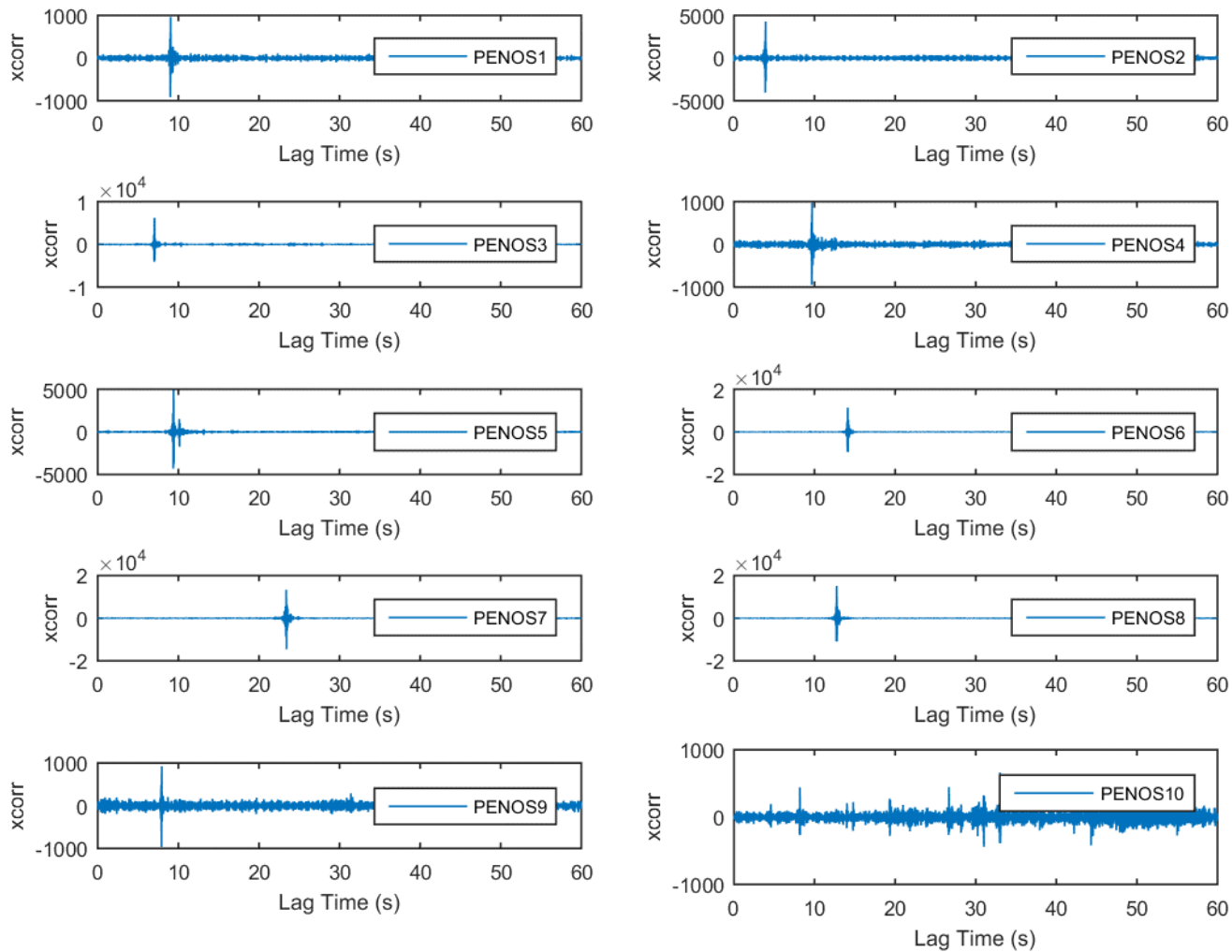


FIGURE 2.140: CROSS CORRELATION PEN_OS 1 - 10 14-12-S2-111

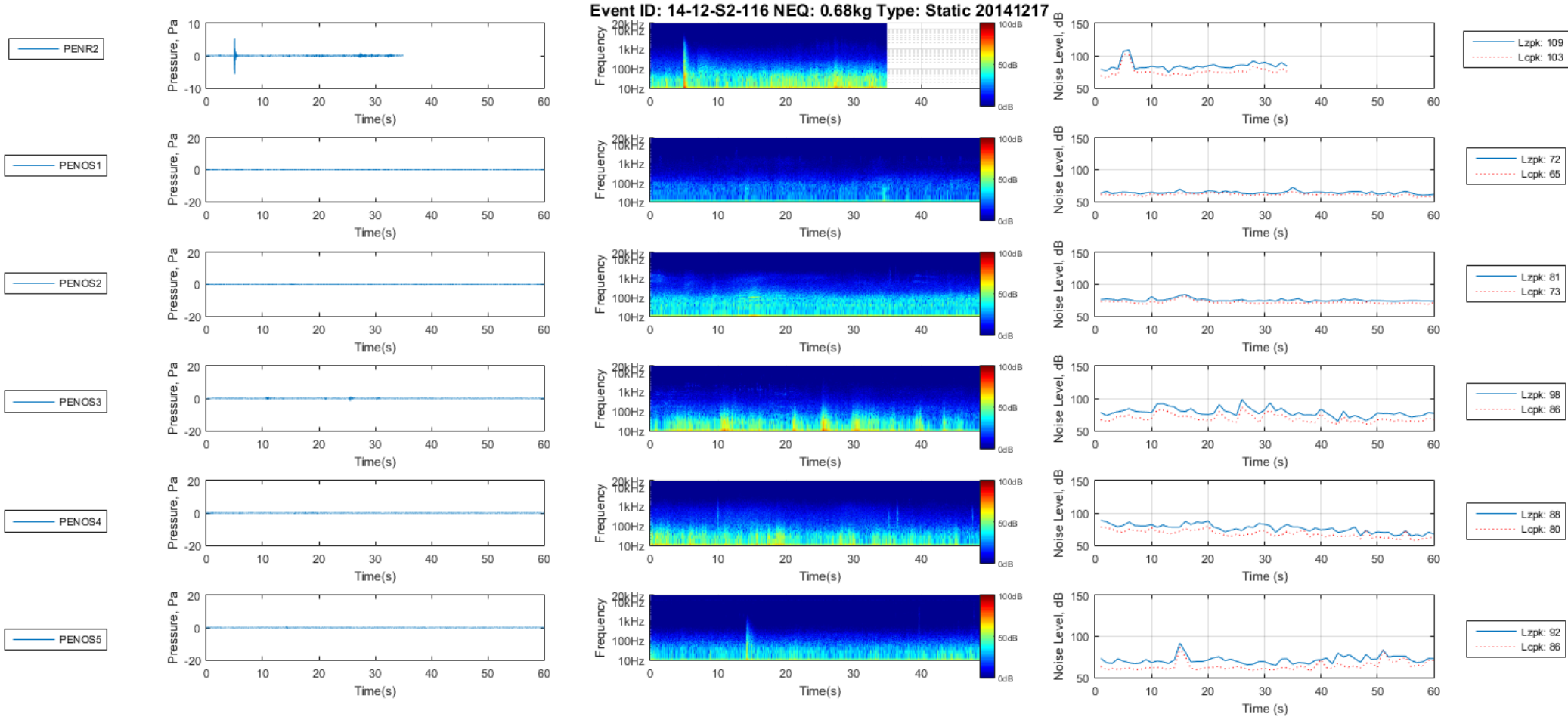


FIGURE 2.141: PEN_OS 1 - 5 14-12-S2-116

Event ID: 14-12-S2-116 NEQ: 0.68kg Type: Static 20141217 CTD

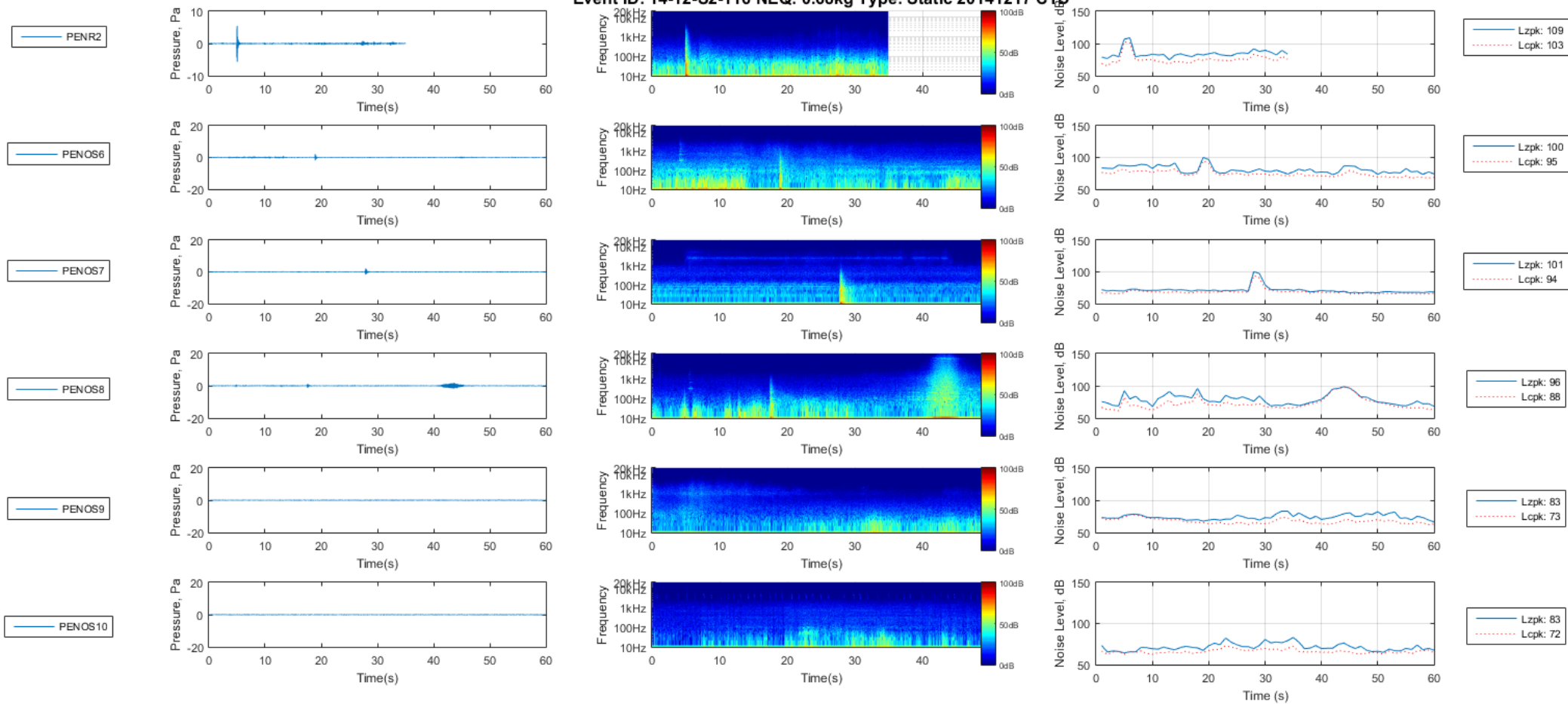


FIGURE 2.142: PEN_OS 6 - 10 14-12-S2-116

Event ID: 14-12-S2-116 NEQ: 0.68kg Type: Static 20141217

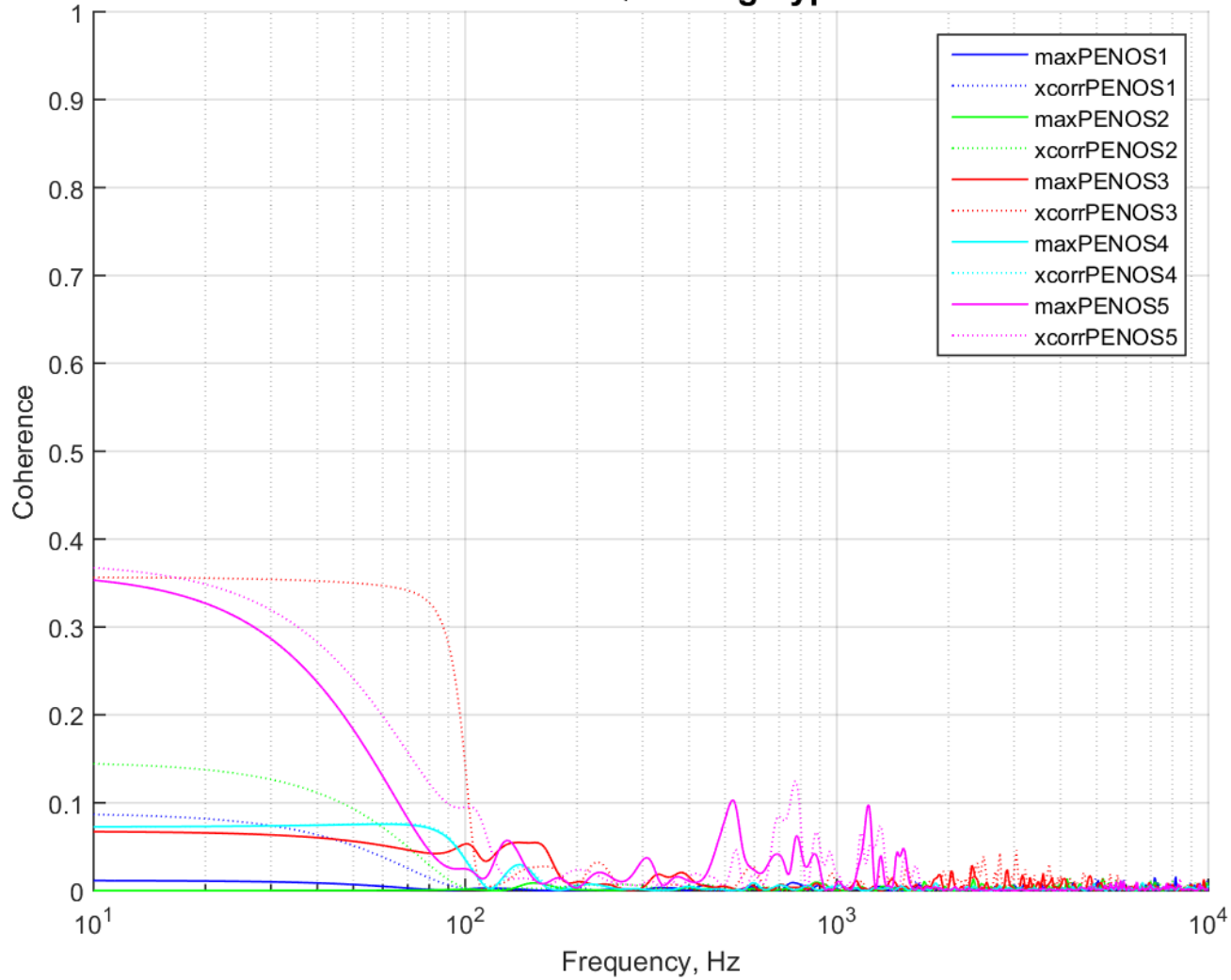


FIGURE 2.143: COHERENCE PEN_OS 1 - 5 14-12-S2-116

Event ID: 14-12-S2-116 NEQ: 0.68kg Type: Static 20141217

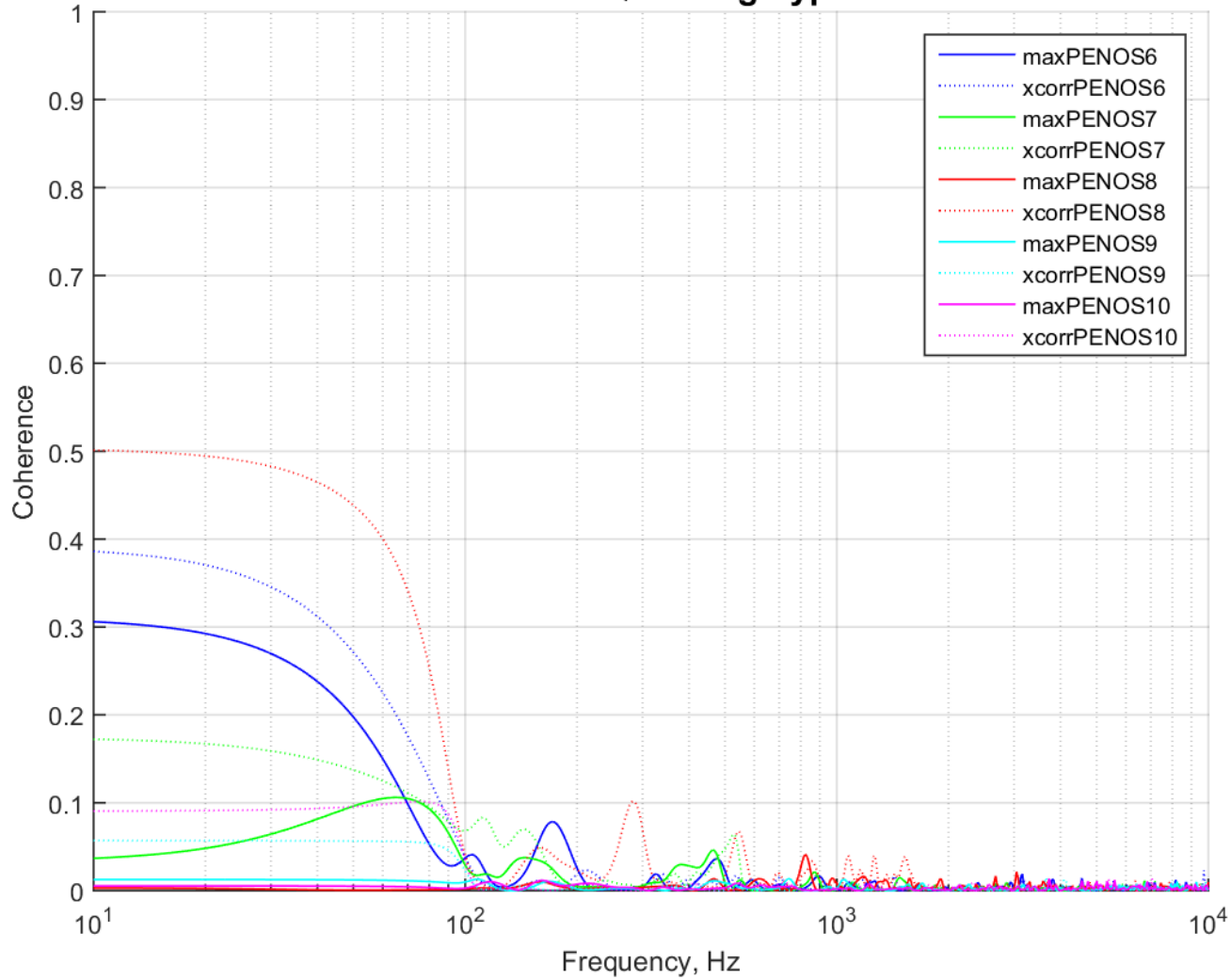


FIGURE 2.144: COHERENCE PEN_OS 6 - 10 14-12-S2-116CTD

Event ID: 14-12-S2-116 NEQ: 0.68kg Type: Static 20141217

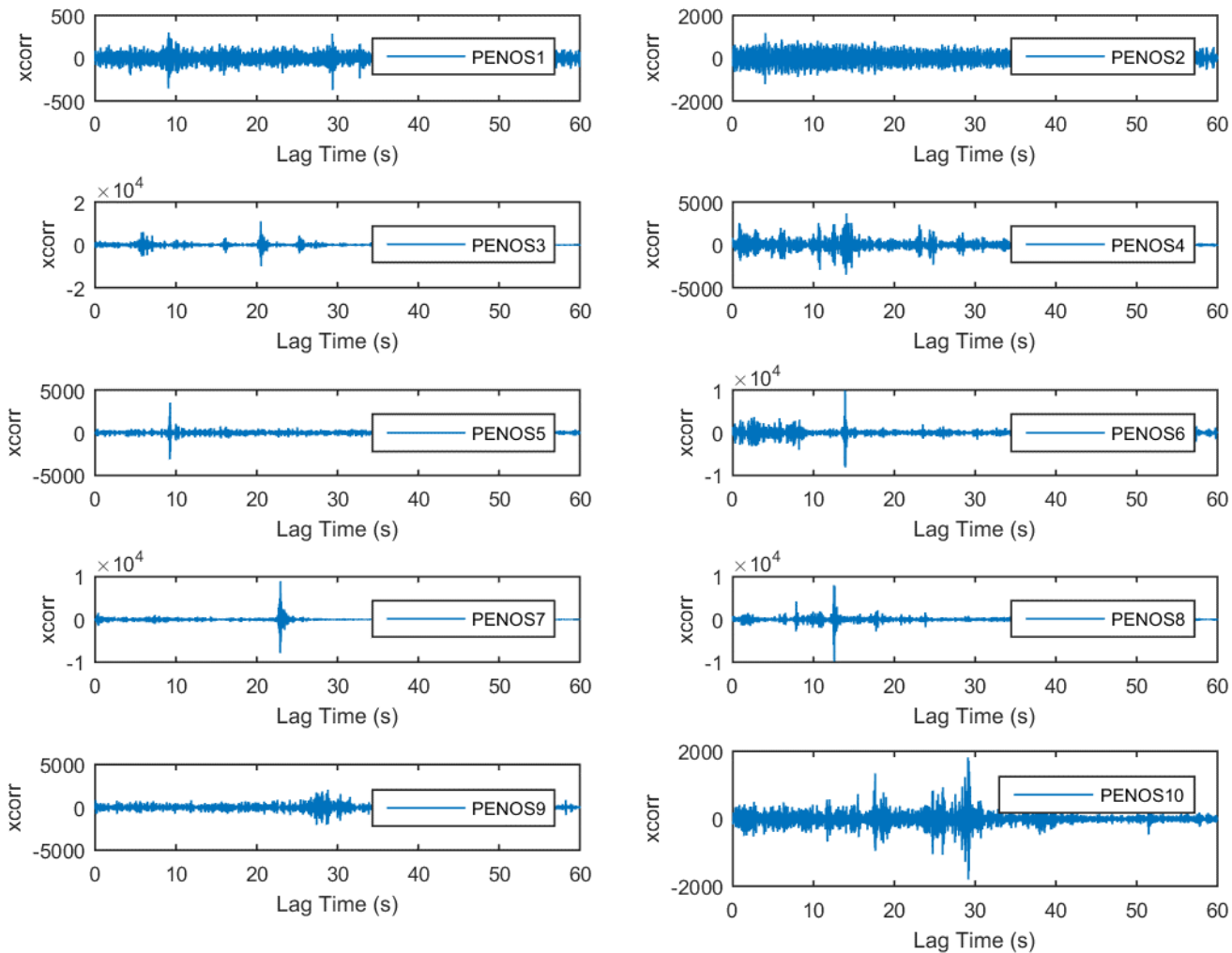


FIGURE 2.145: CROSS CORRELATION PEN_OS 1 - 10 14-12-S2-116

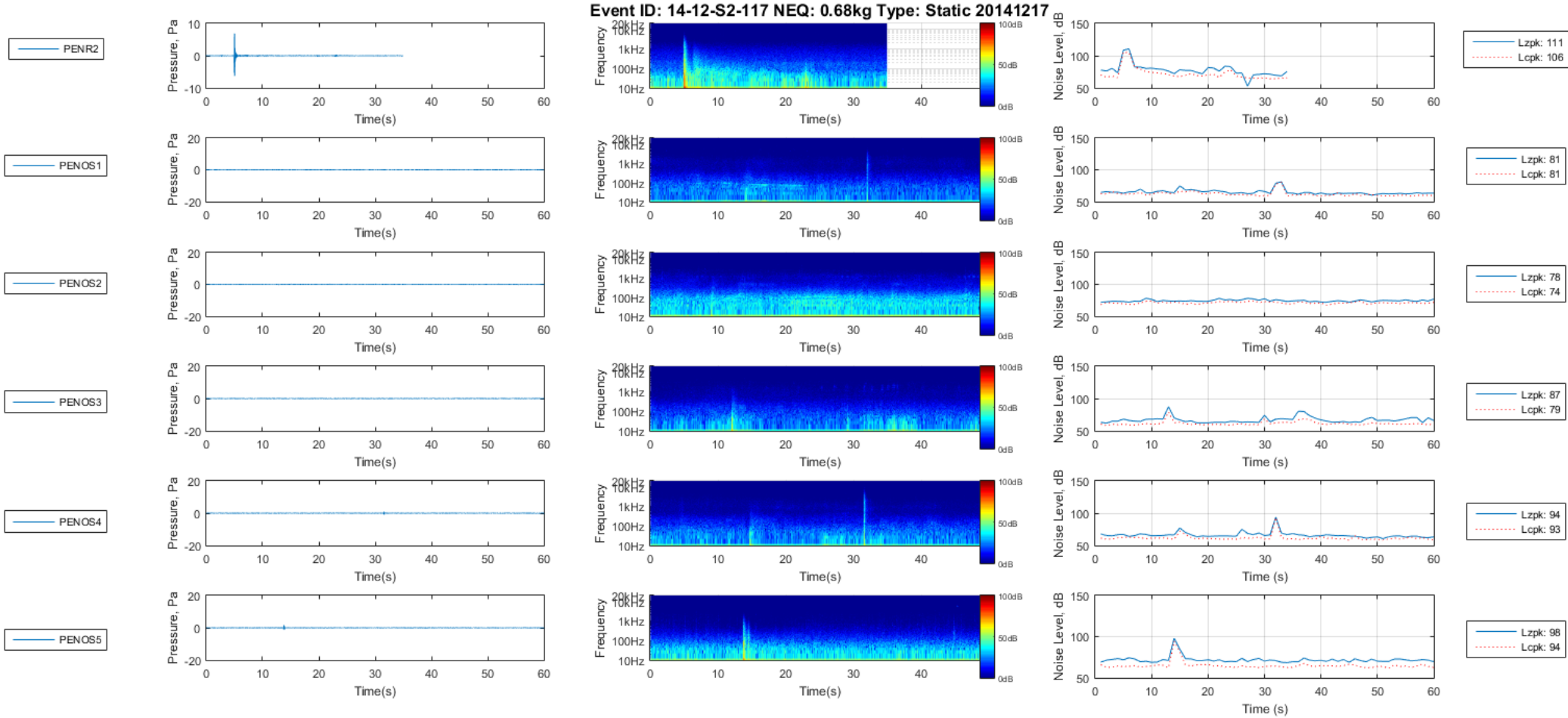


FIGURE 2.146: PEN_OS 1 - 5 14-12-S2-117

Event ID: 14-12-S2-117 NEQ: 0.68kg Type: Static 20141217 CTD

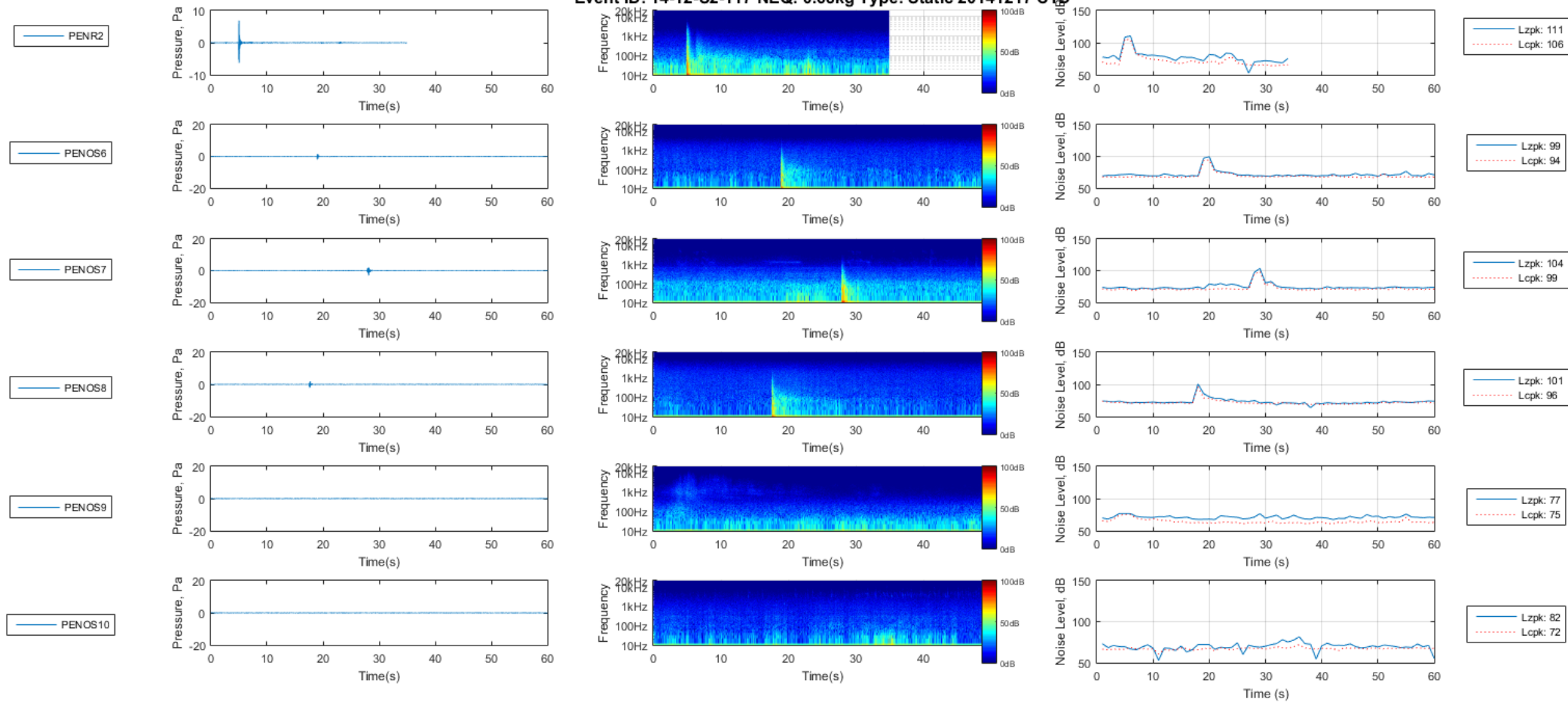


FIGURE 2.147: PEN_OS 6 - 10 14-12-S2-117

Event ID: 14-12-S2-117 NEQ: 0.68kg Type: Static 20141217

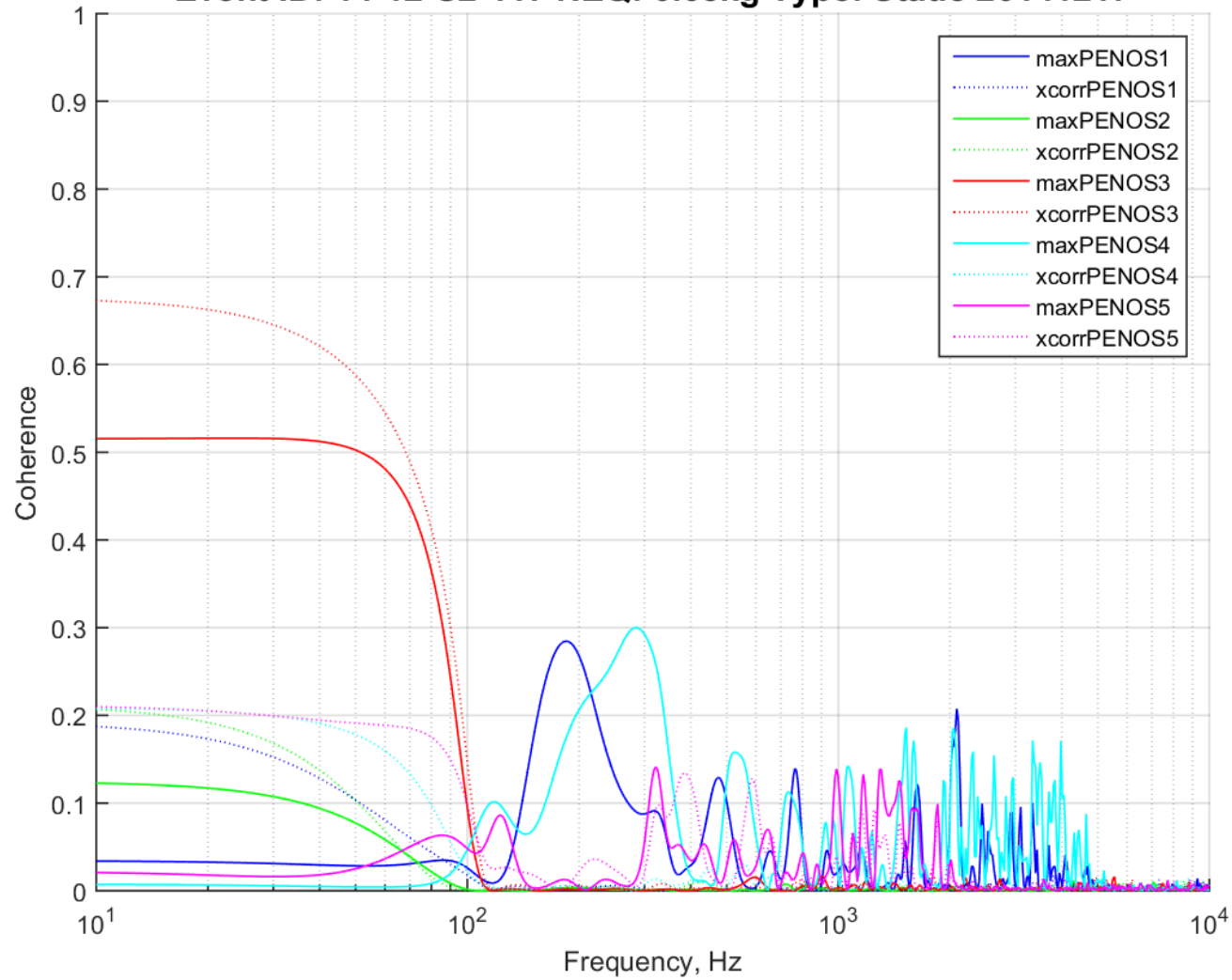


FIGURE 2.148: COHERENCE PEN_OS 1 - 5 14-12-S2-117

Event ID: 14-12-S2-117 NEQ: 0.68kg Type: Static 20141217

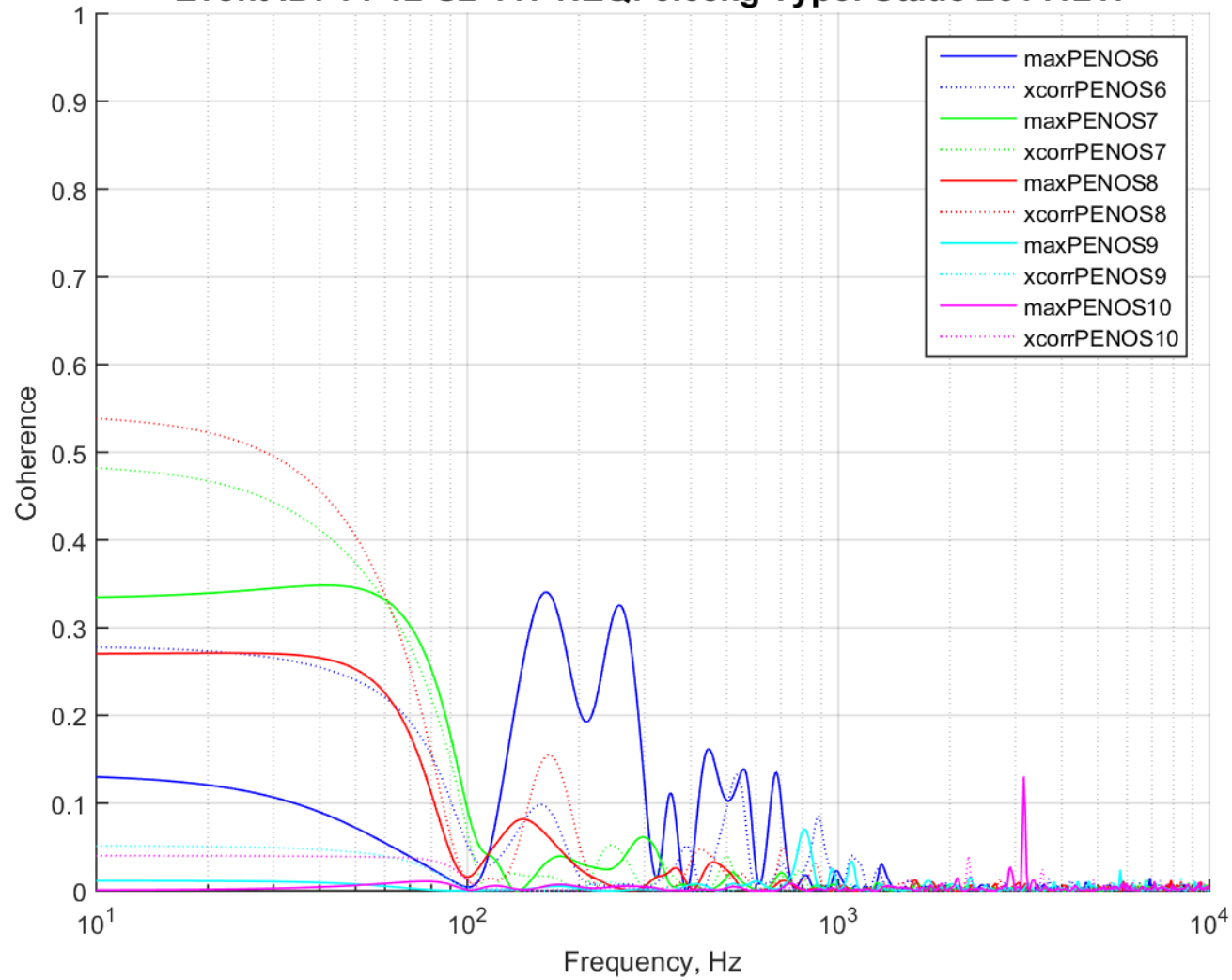


FIGURE 2.149: COHERENCE PEN_OS 6 - 10 14-12-S2-117CTD

Event ID: 14-12-S2-117 NEQ: 0.68kg Type: Static 20141217

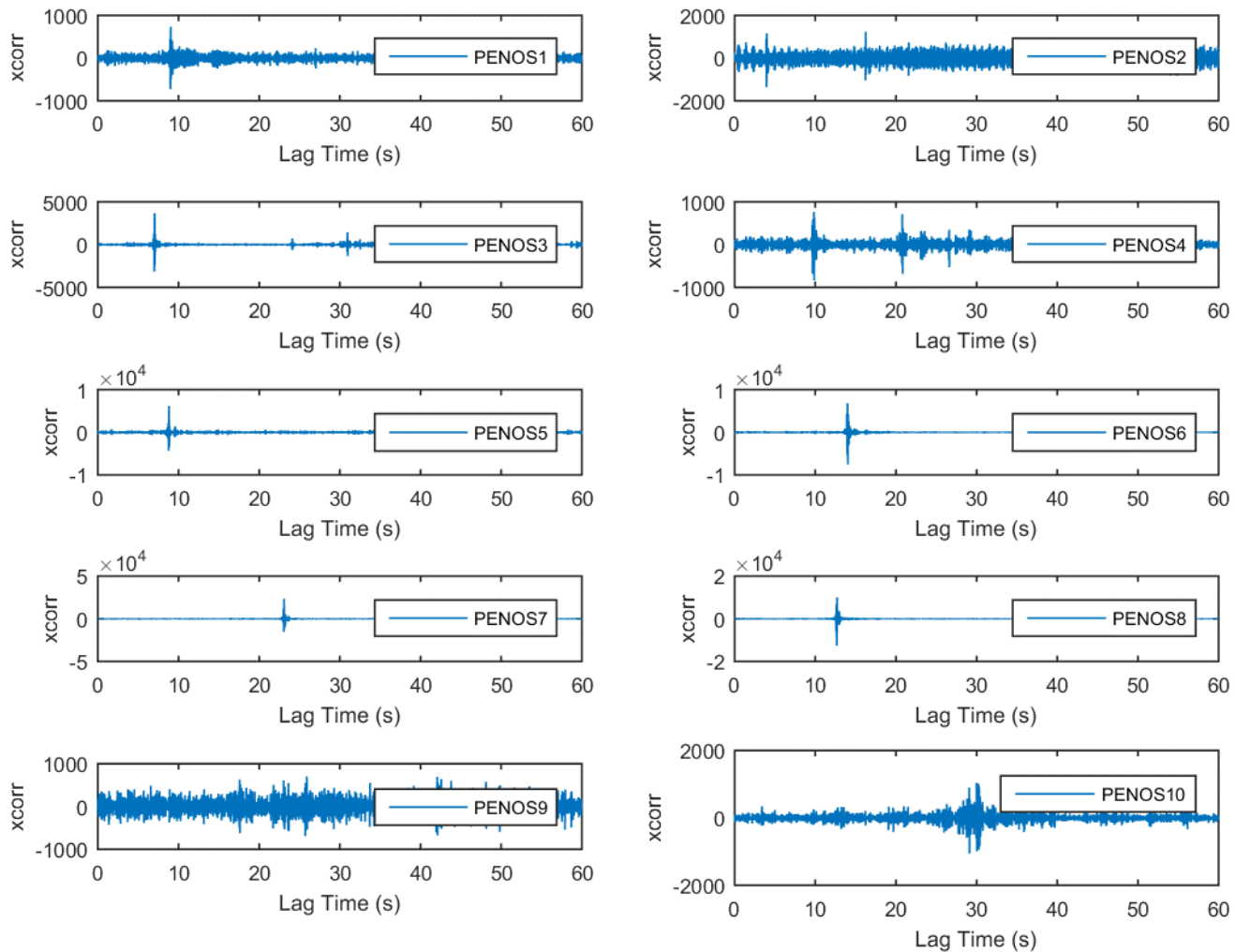


FIGURE 2.150: CROSS CORRELATION PEN_OS 1 - 10 14-12-S2-117

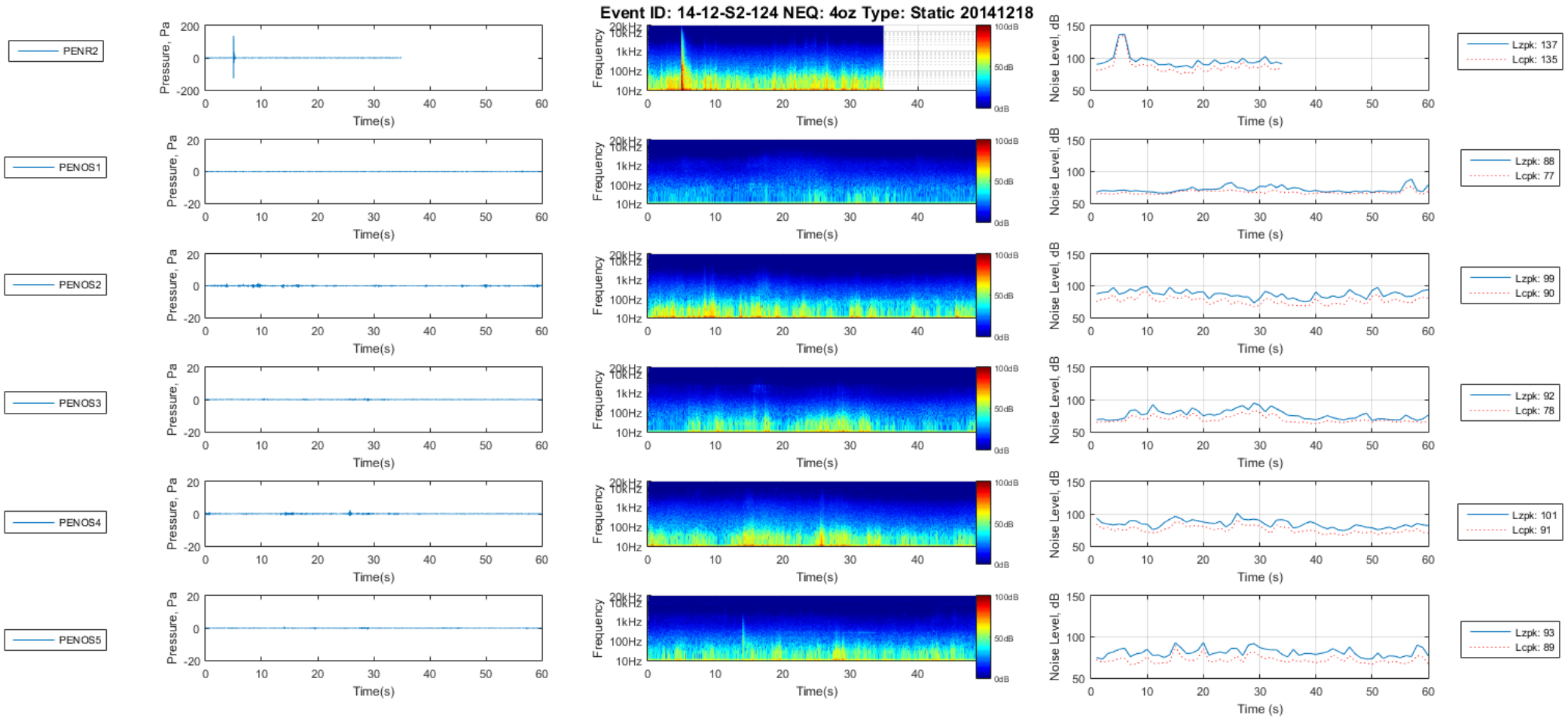


FIGURE 2.151: PEN_OS 1 - 5 14-12-S2-124

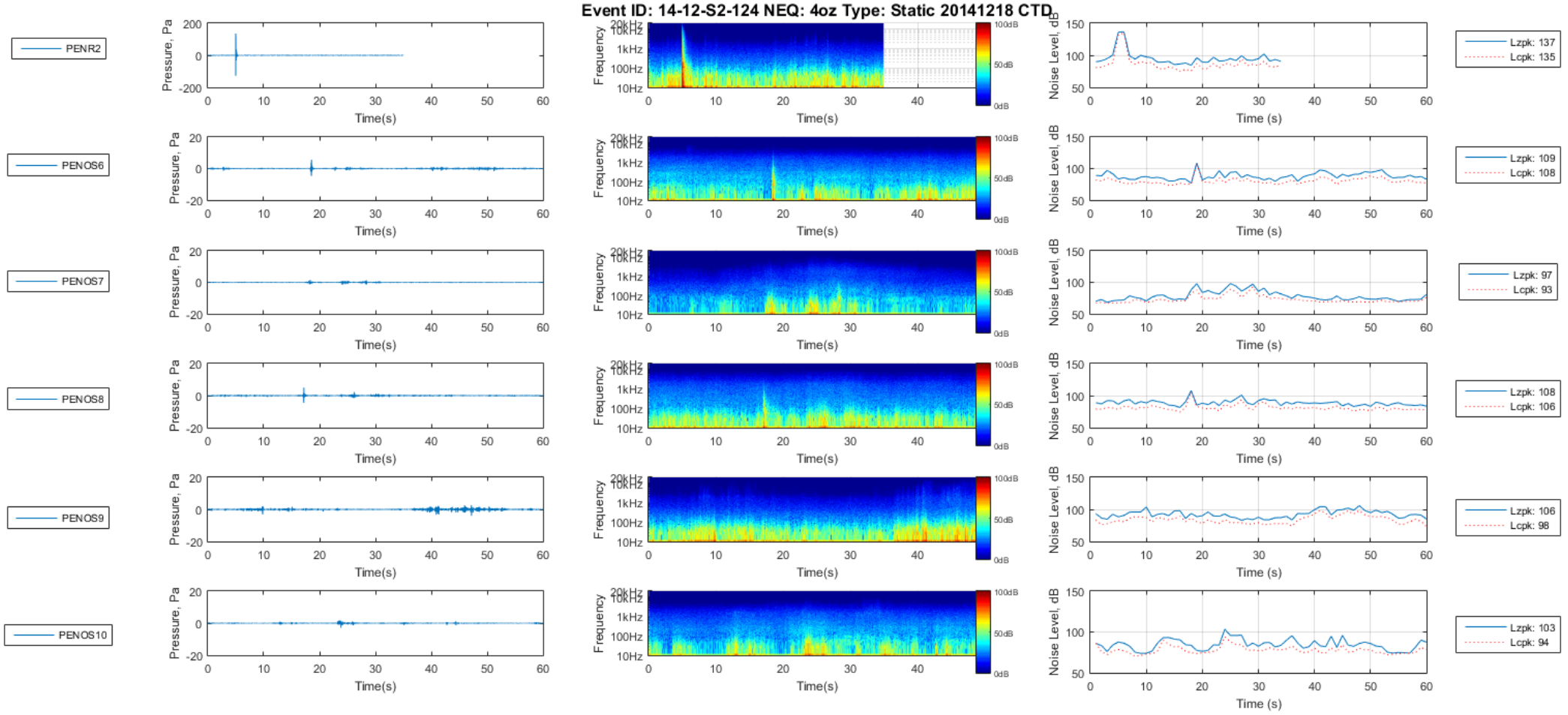


FIGURE 2.152: PEN_OS 6 - 10 14-12-S2-124

Event ID: 14-12-S2-124 NEQ: 4oz Type: Static 20141218

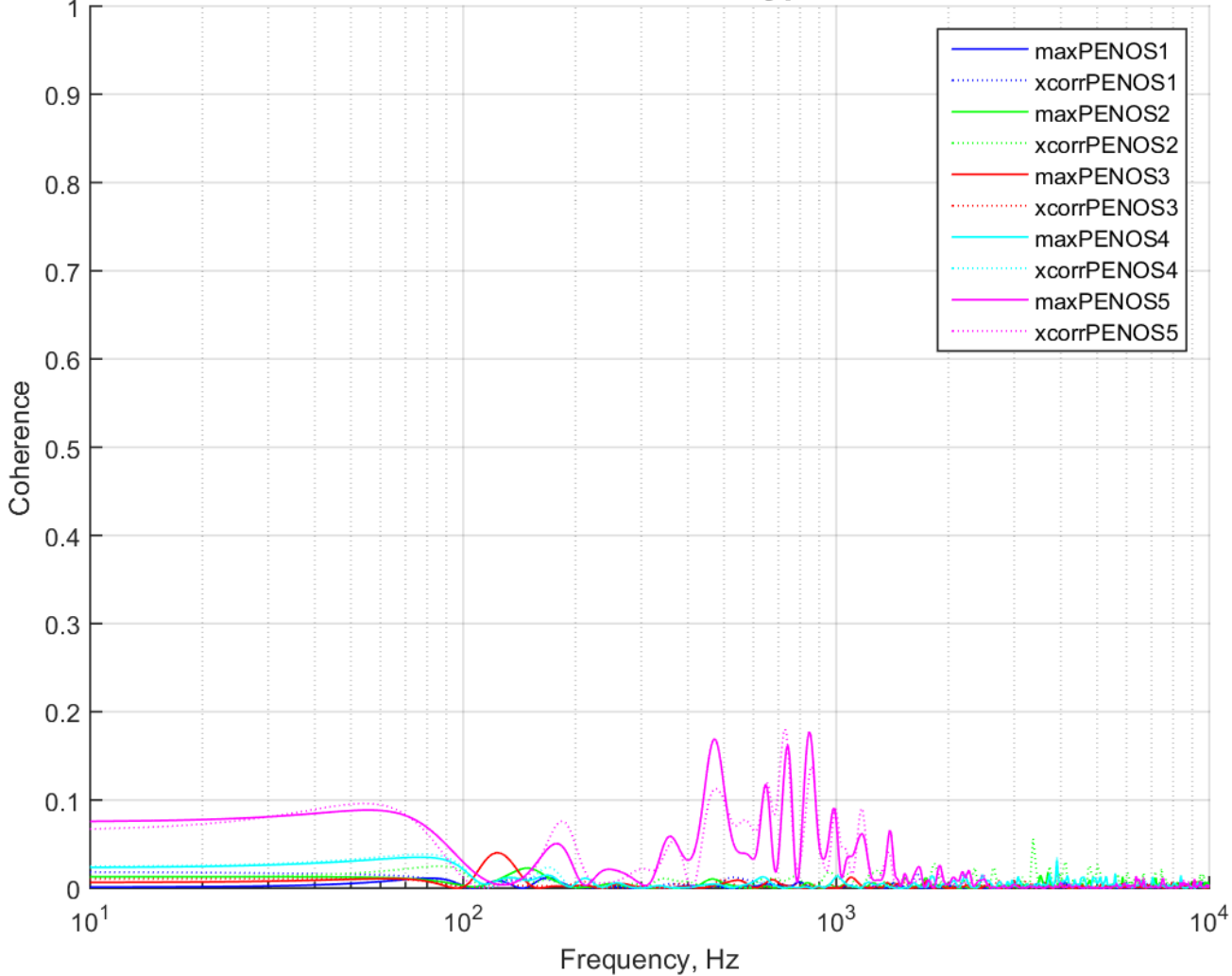


FIGURE 2.153: COHERENCE PEN_OS 1 - 5 14-12-S2-124

Event ID: 14-12-S2-124 NEQ: 4oz Type: Static 20141218

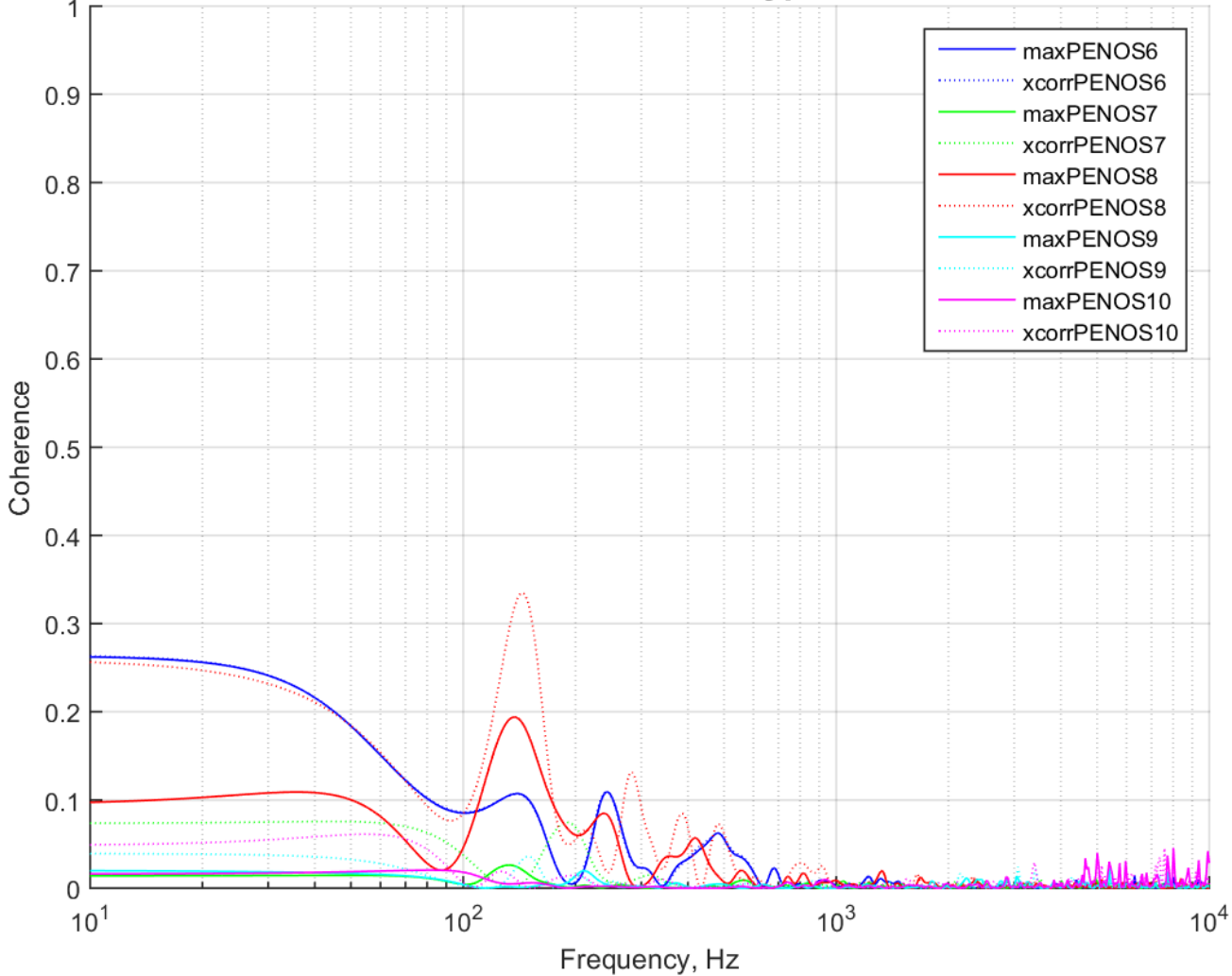


FIGURE 2.154: COHERENCE PEN_OS 6 - 10 14-12-S2-124CTD

Event ID: 14-12-S2-124 NEQ: 4oz Type: Static 20141218

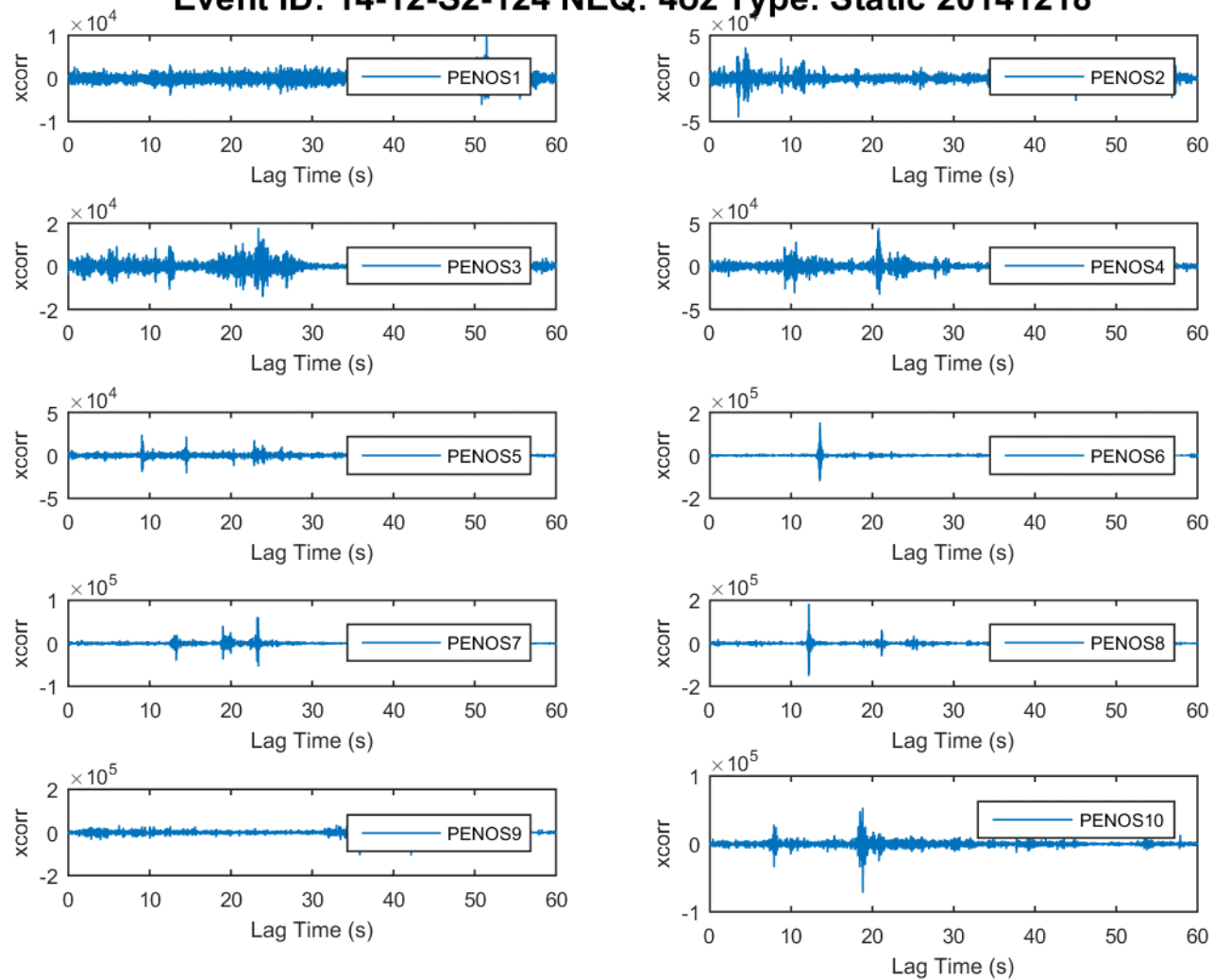


FIGURE 2.155: CROSS CORRELATION PEN_OS 1 - 10 14-12-S2-124

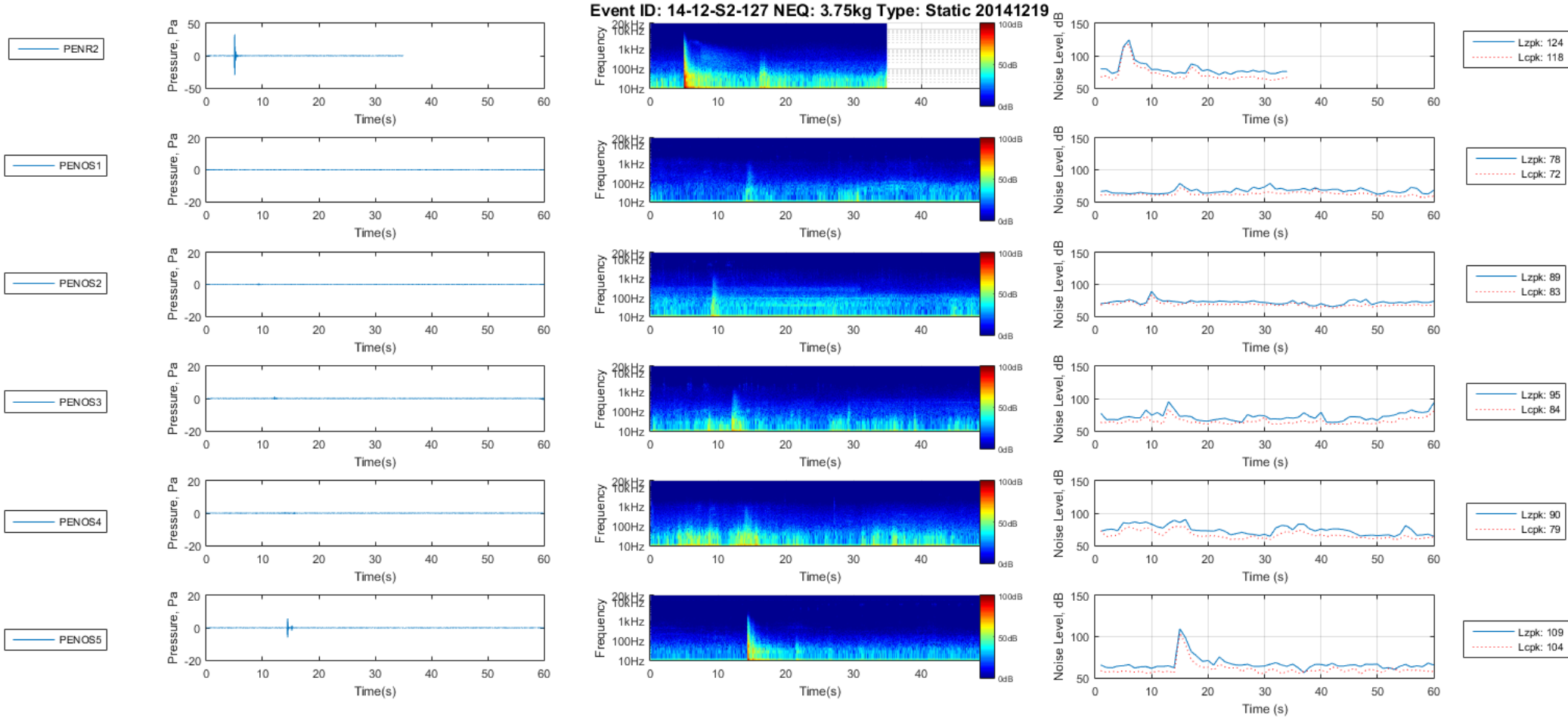


FIGURE 2.156: PEN_OS 1 - 5 14-12-S2-127

Event ID: 14-12-S2-127 NEQ: 3.75kg Type: Static 20141219 CTD

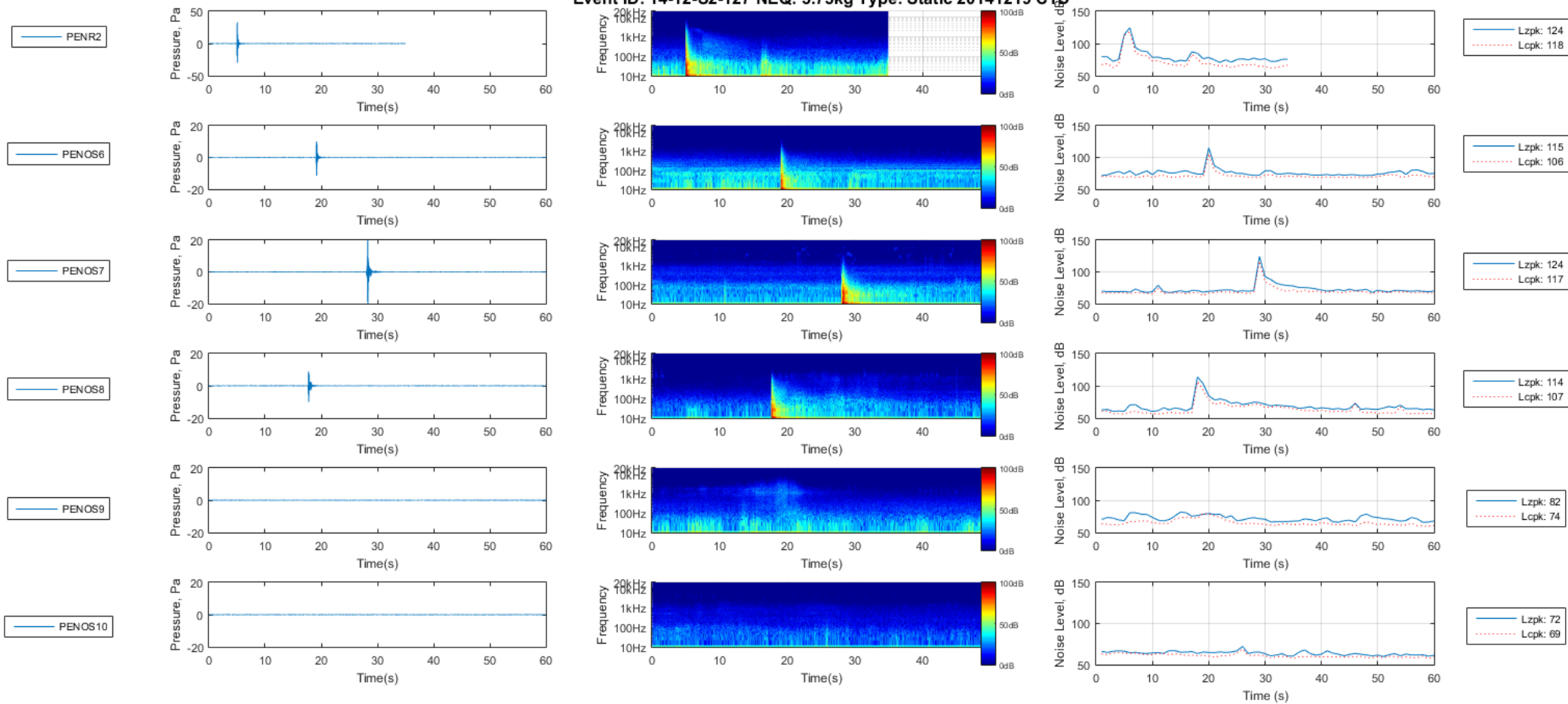


FIGURE 2.157: PEN_OS 6 - 10 14-12-S2-127

Event ID: 14-12-S2-127 NEQ: 3.75kg Type: Static 20141219

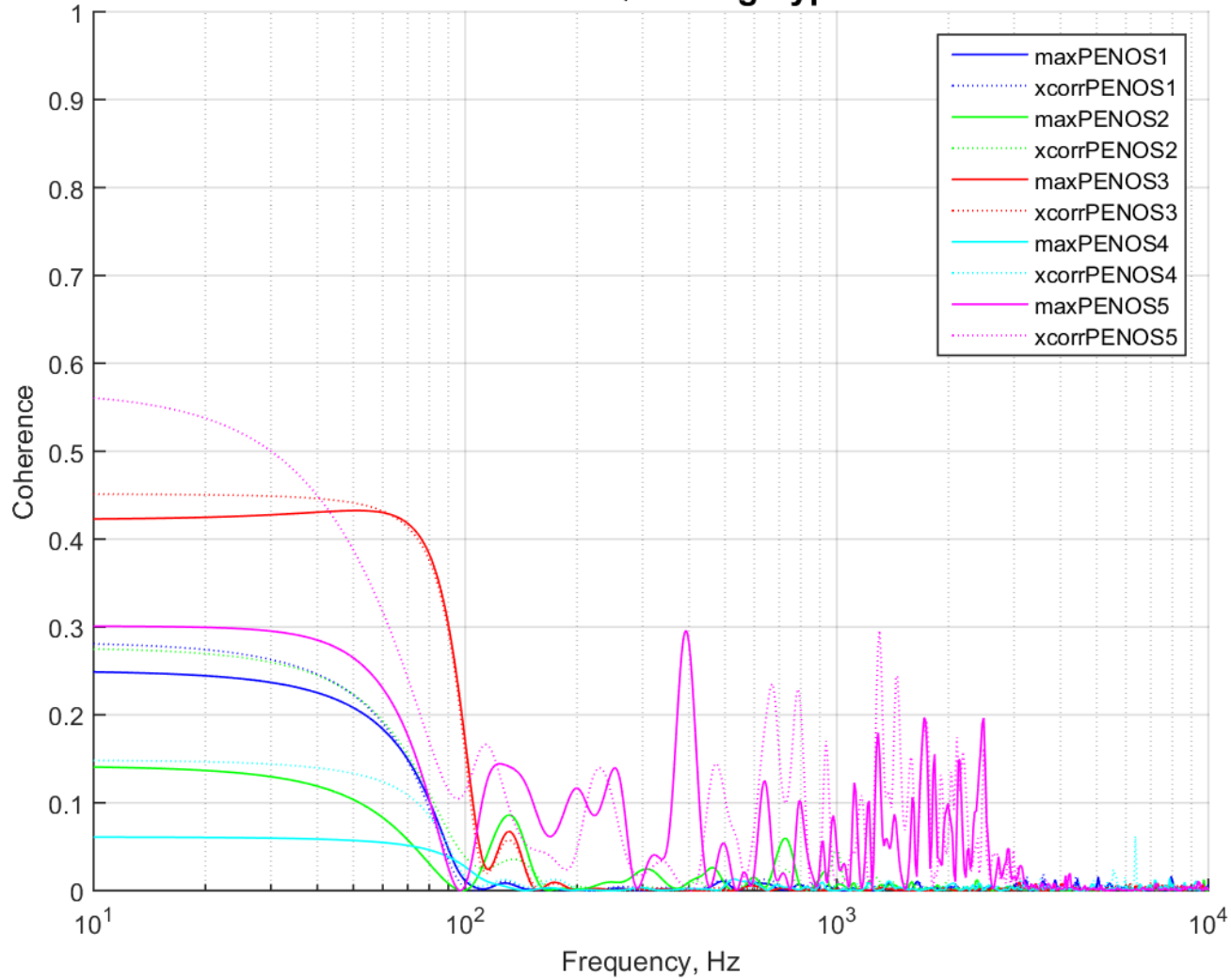


FIGURE 2.158: COHERENCE PEN_OS 1 - 5 14-12-S2-127

Event ID: 14-12-S2-127 NEQ: 3.75kg Type: Static 20141219

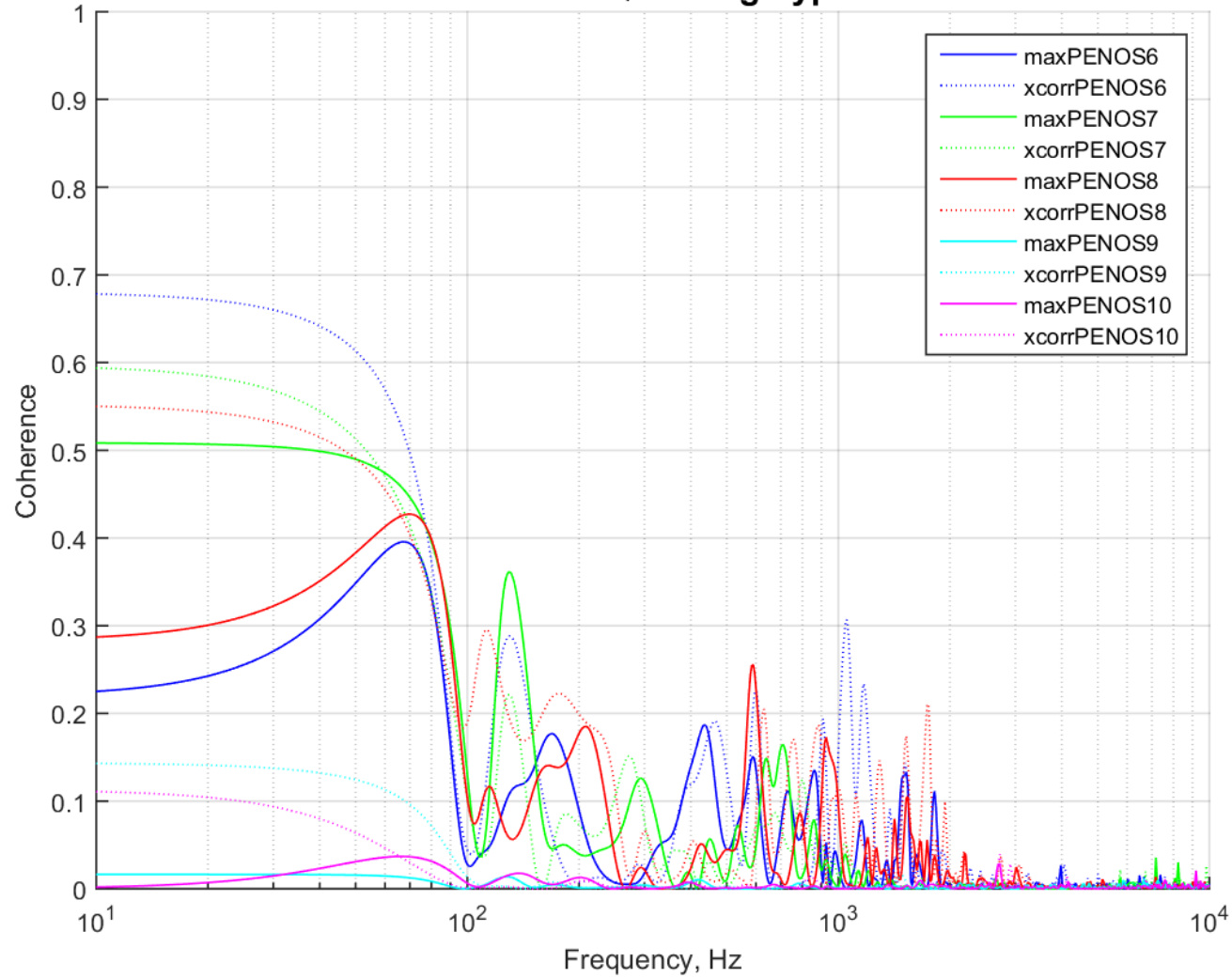


FIGURE 2.159: COHERENCE PEN_OS 6 - 10 14-12-S2-127CTD

Event ID: 14-12-S2-127 NEQ: 3.75kg Type: Static 20141219

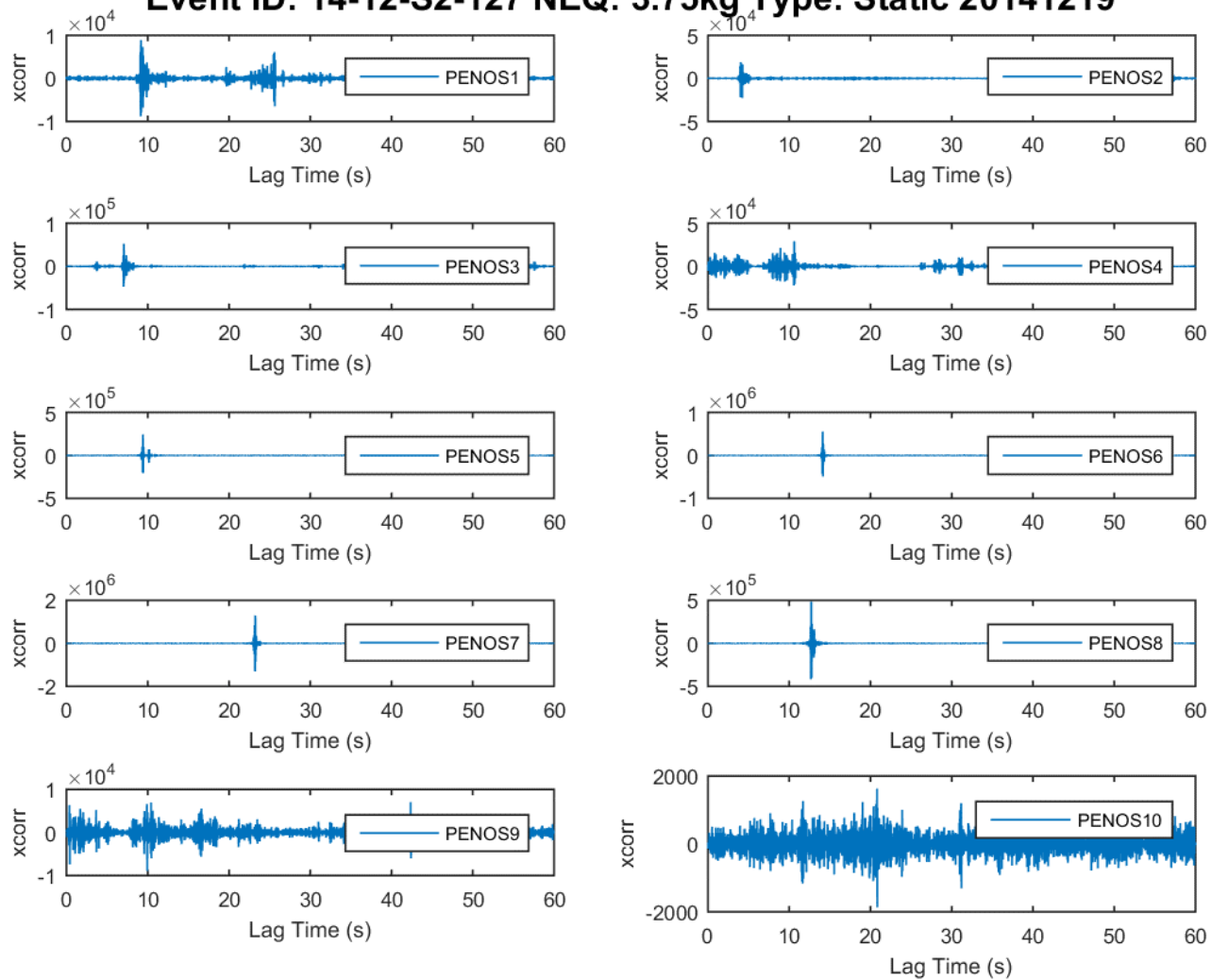


FIGURE 2.160: CROSS CORRELATION PEN_OS 1 - 10 14-12-S2-127

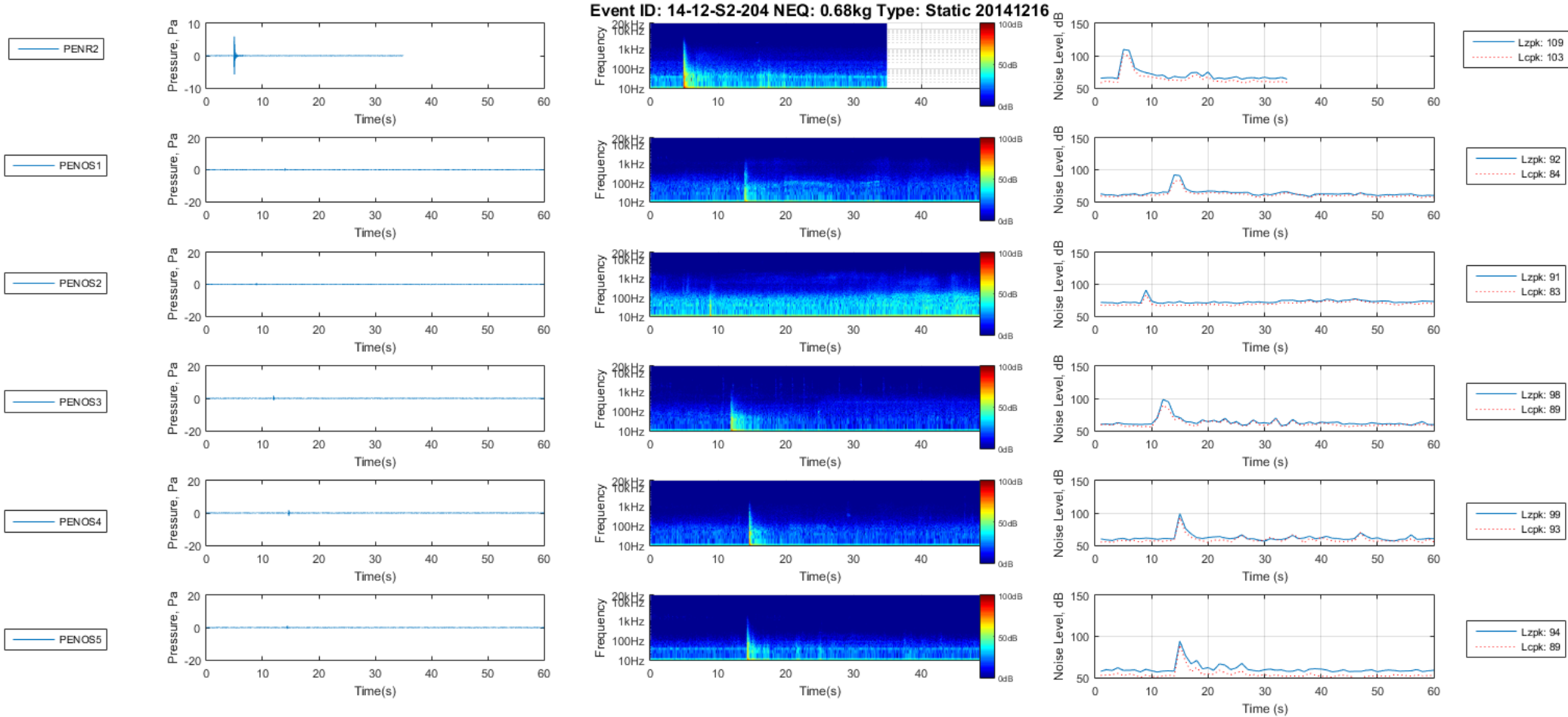


FIGURE 2.161: PEN_OS 1 - 5 14-12-S2-204

Event ID: 14-12-S2-204 NEQ: 0.68kg Type: Static 20141216 CTD

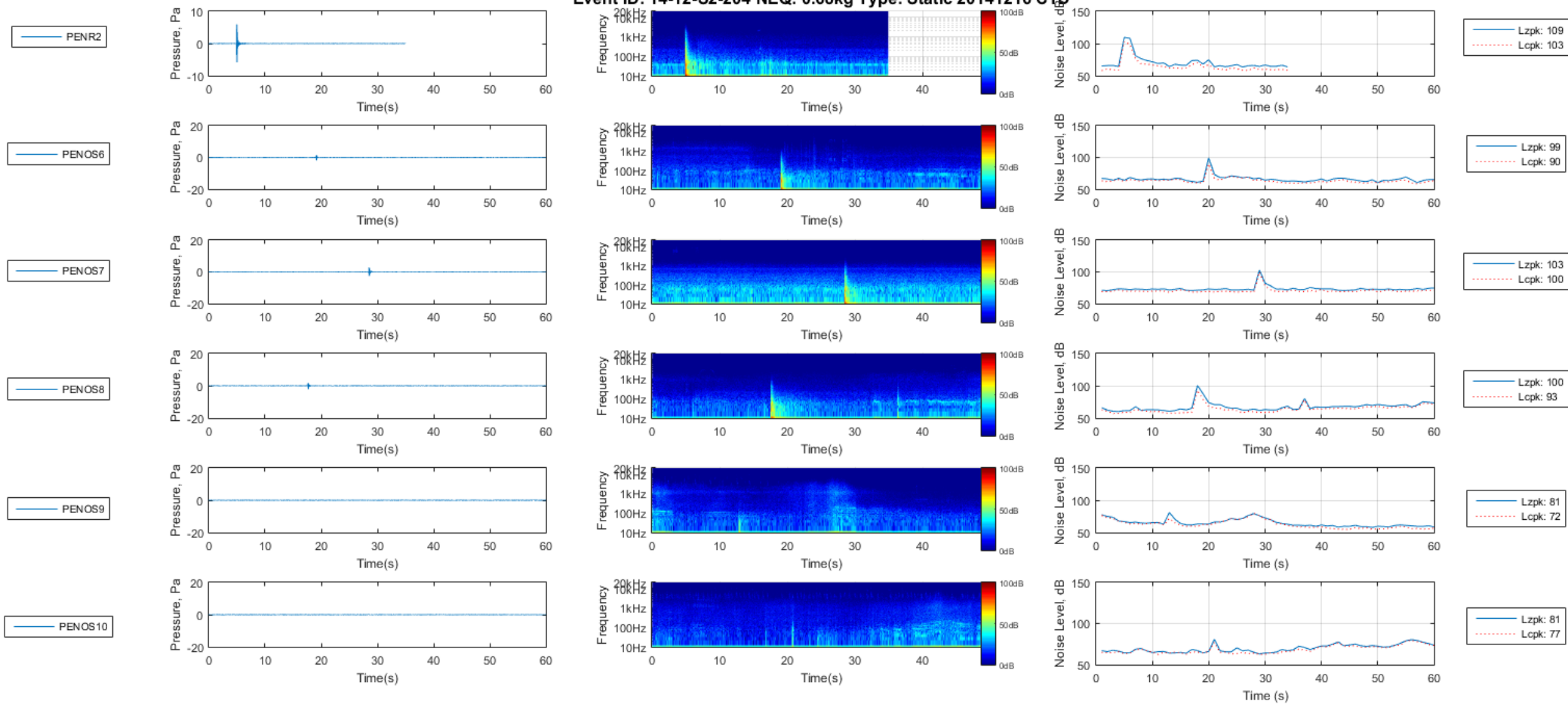


FIGURE 2.162: PEN_OS 6 - 10 14-12-S2-204

Event ID: 14-12-S2-204 NEQ: 0.68kg Type: Static 20141216

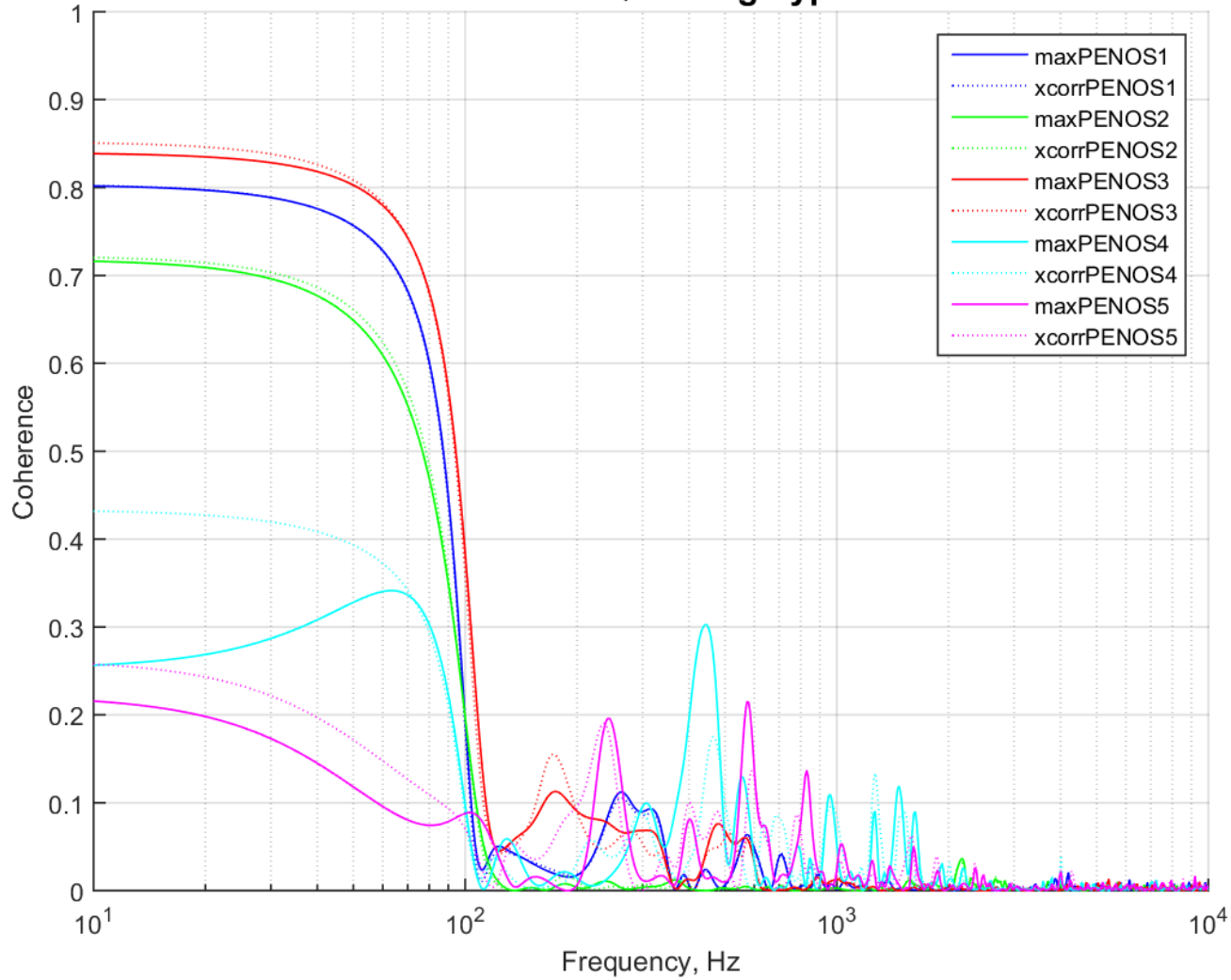


FIGURE 2.163: COHERENCE PEN_OS 1 - 5 14-12-S2-204

Event ID: 14-12-S2-204 NEQ: 0.68kg Type: Static 20141216

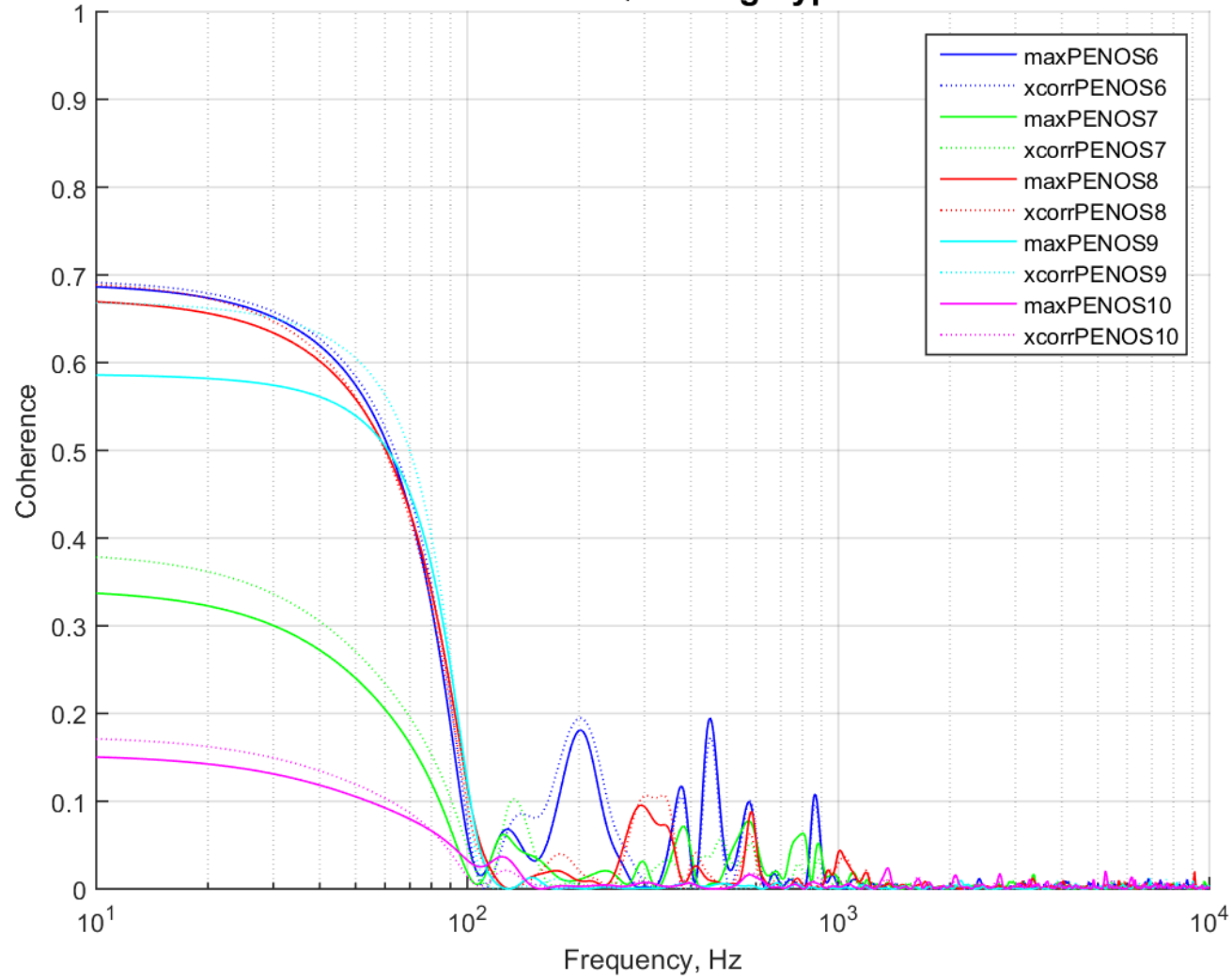


FIGURE 2.164: COHERENCE PEN_OS 6 - 10 14-12-S2-204CTD

Event ID: 14-12-S2-204 NEQ: 0.68kg Type: Static 20141216

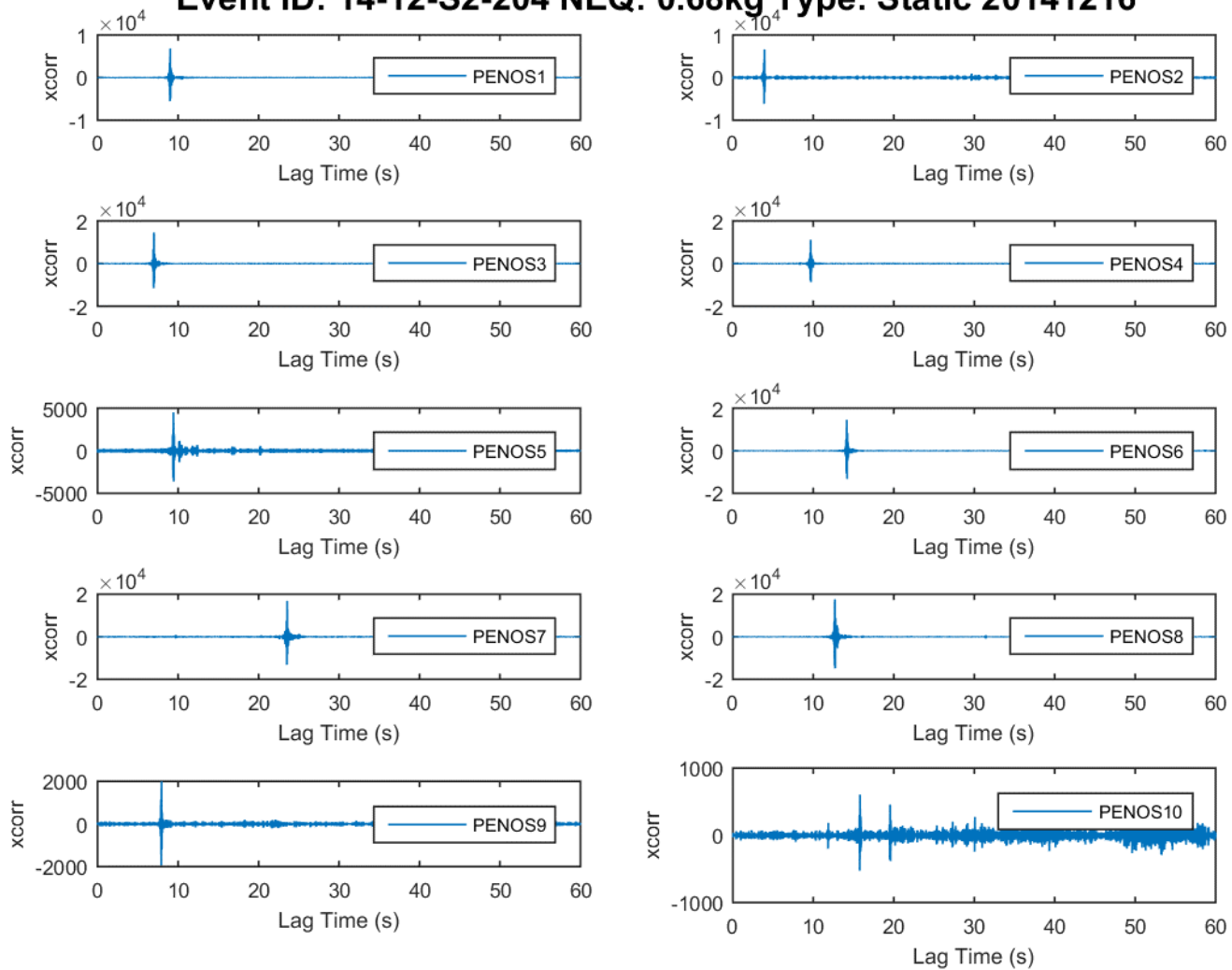


FIGURE 2.165: CROSS CORRELATION PEN_OS 1 - 10 14-12-S2-204

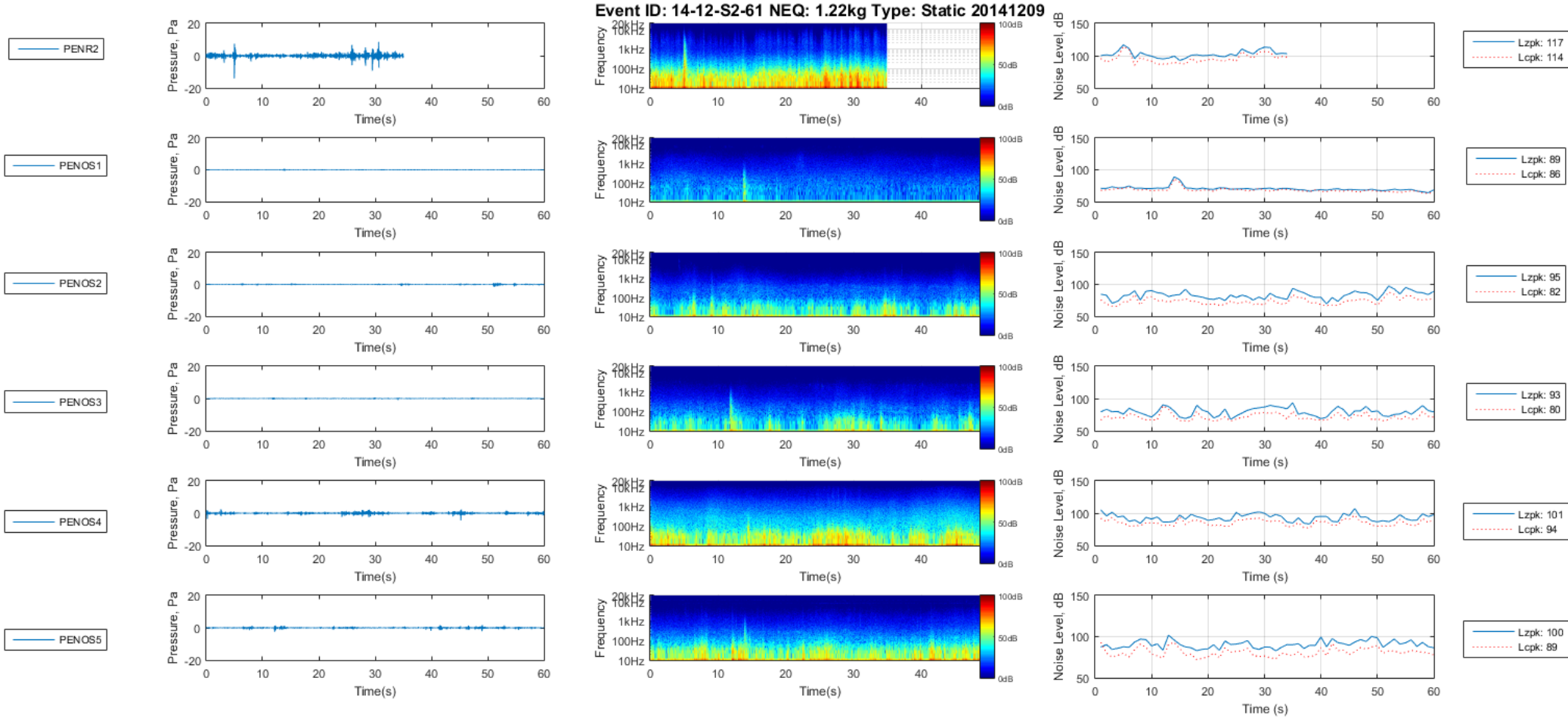


FIGURE 2.166: PEN_OS 1 - 5 14-12-S2-61

Event ID: 14-12-S2-61 NEQ: 1.22kg Type: Static 20141209 CTD

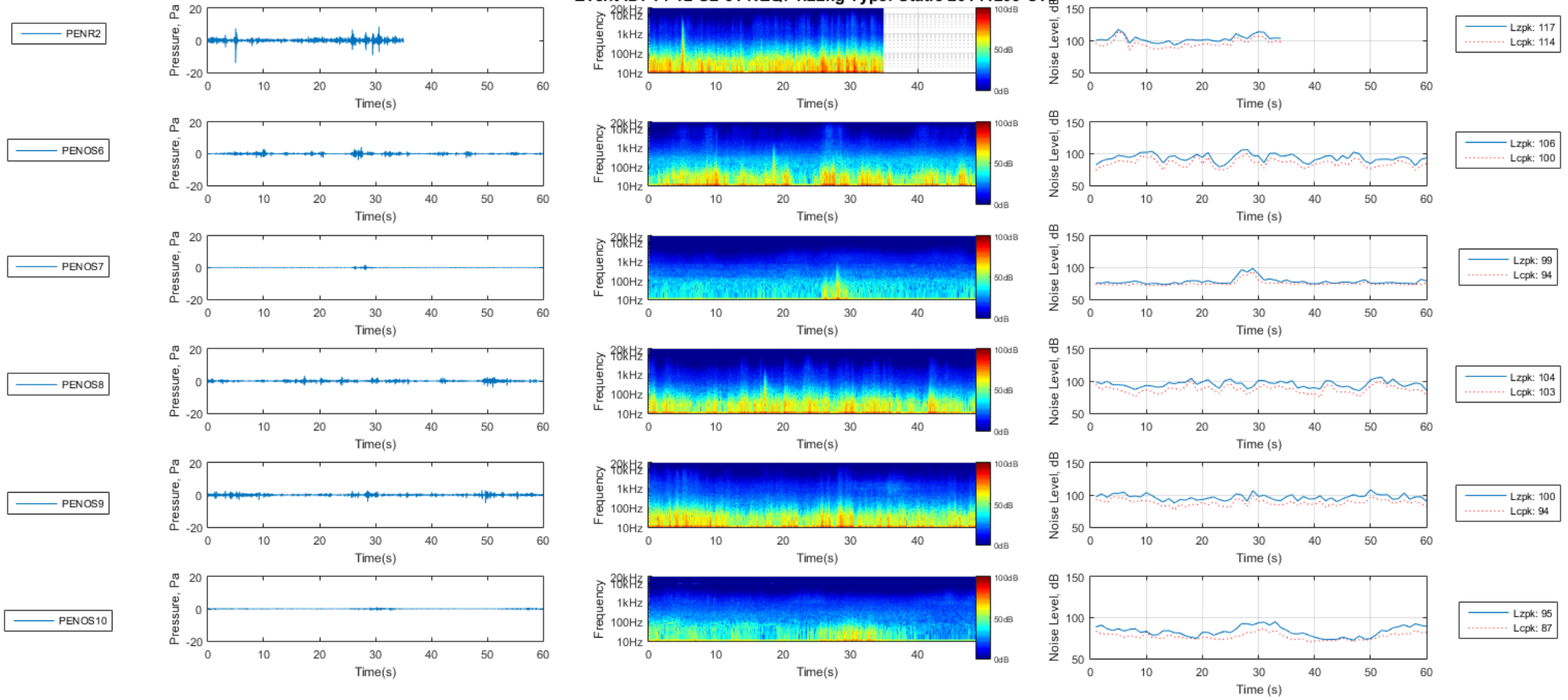


FIGURE 2.167: PEN_OS 6 - 10 14-12-S2-61

Event ID: 14-12-S2-61 NEQ: 1.22kg Type: Static 20141209

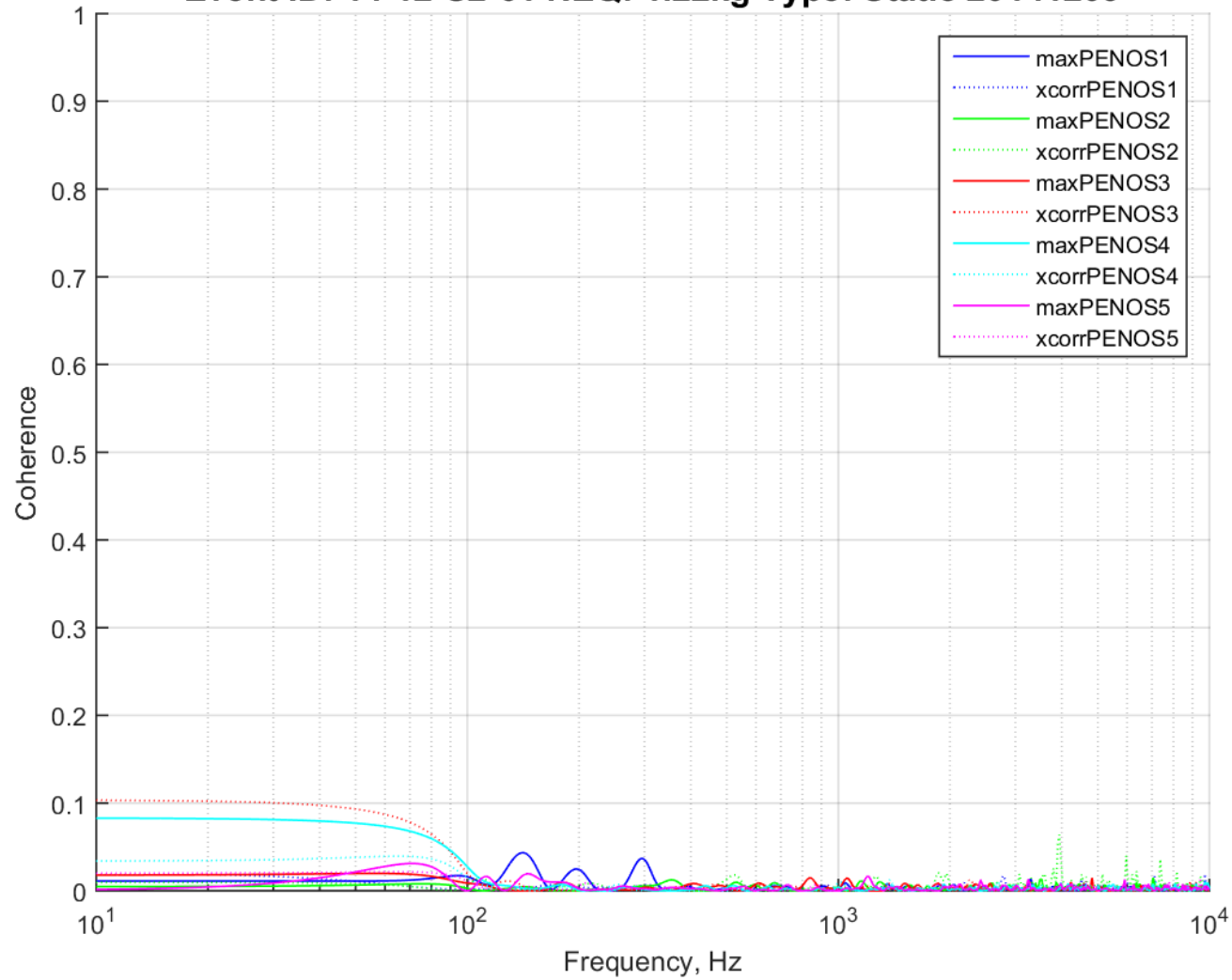


FIGURE 2.168: COHERENCE PEN_OS 1 - 5 14-12-S2-61

Event ID: 14-12-S2-61 NEQ: 1.22kg Type: Static 20141209

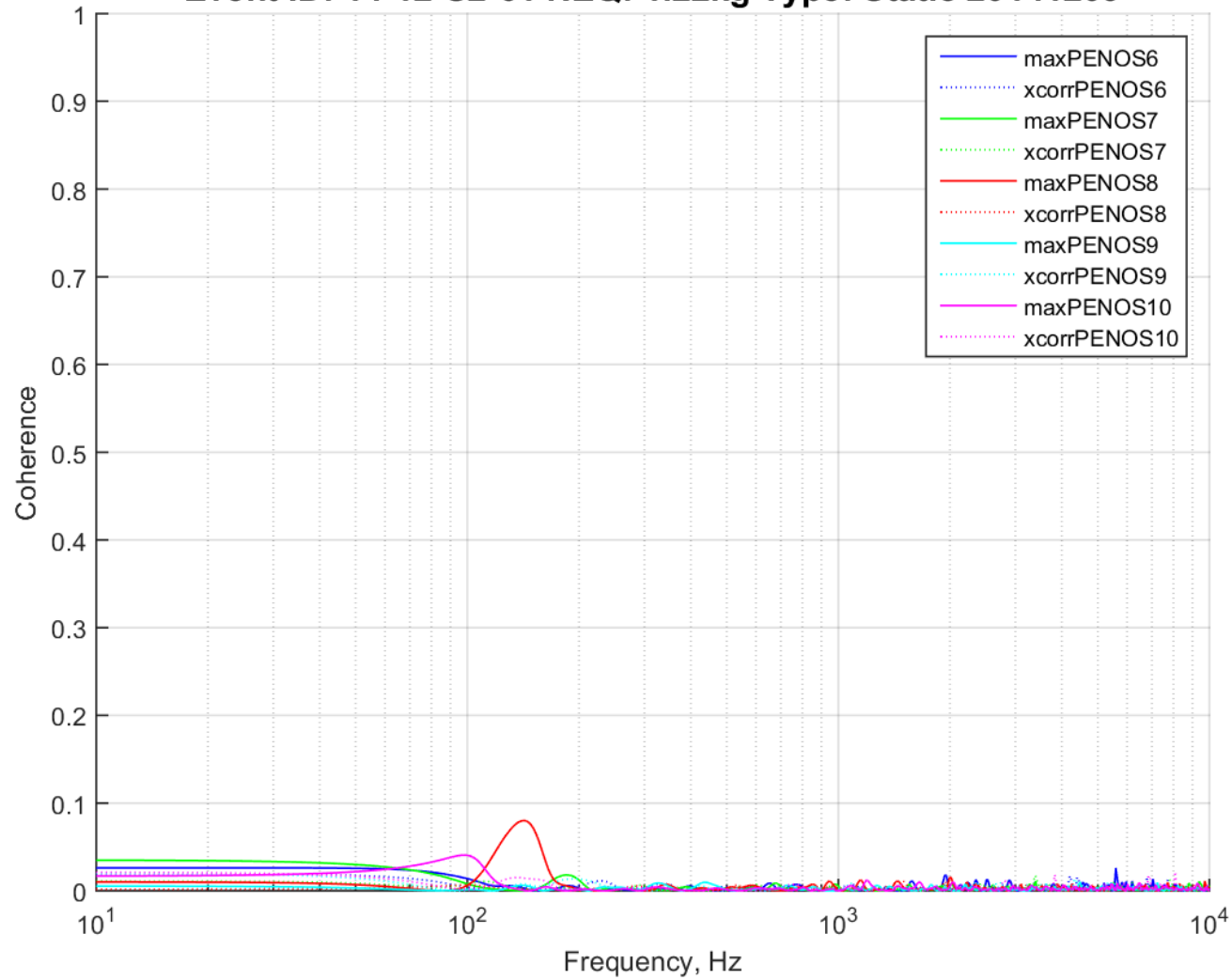


FIGURE 2.169: COHERENCE PEN_OS 6 - 10 14-12-S2-61CTD

Event ID: 14-12-S2-61 NEQ: 1.22kg Type: Static 20141209

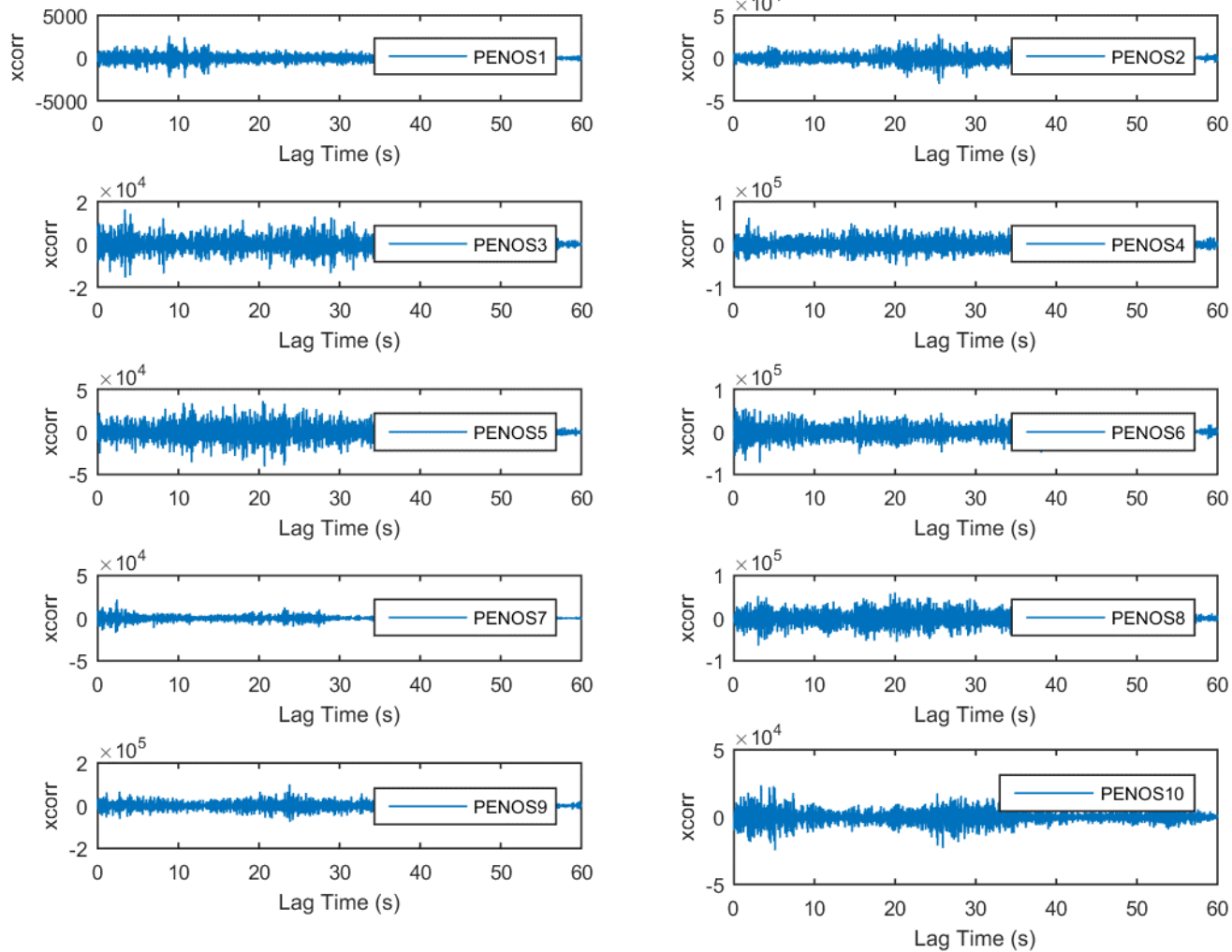


FIGURE 2.170: CROSS CORRELATION PEN_OS 1 - 10 14-12-S2-61

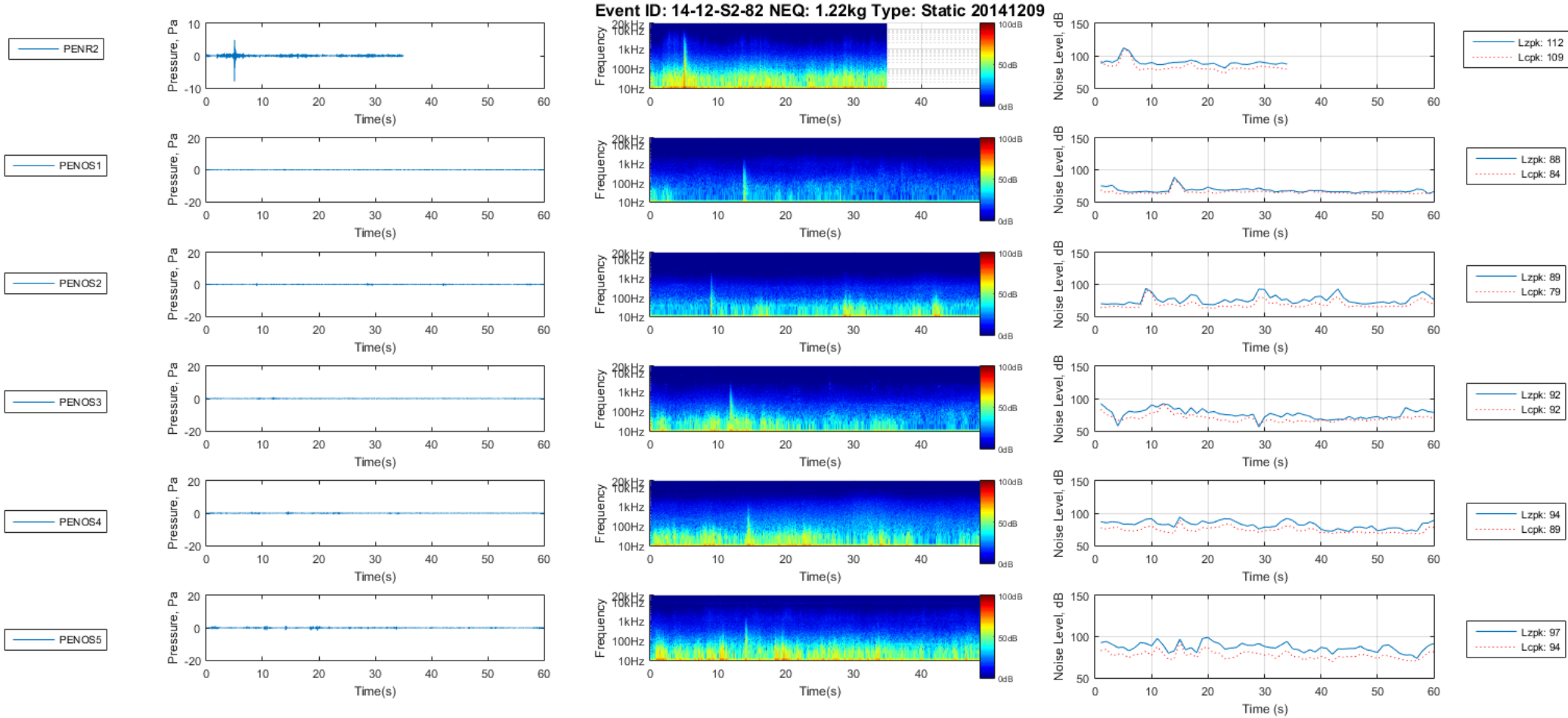


FIGURE 2.171: PEN_OS 1 - 5 14-12-S2-82

Event ID: 14-12-S2-82 NEQ: 1.22kg Type: Static 20141209 CTD

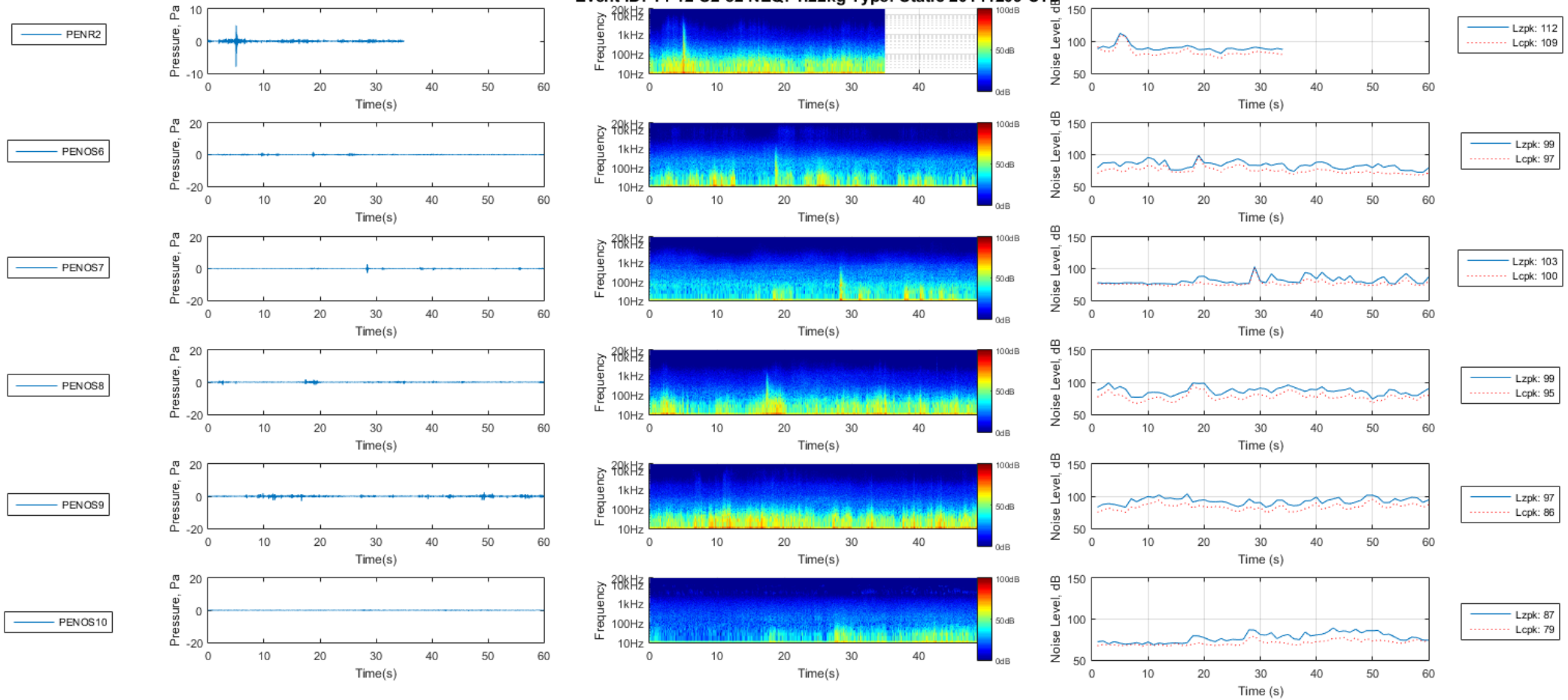


FIGURE 2.172: PEN_OS 6 - 10 14-12-S2-82

Event ID: 14-12-S2-82 NEQ: 1.22kg Type: Static 20141209

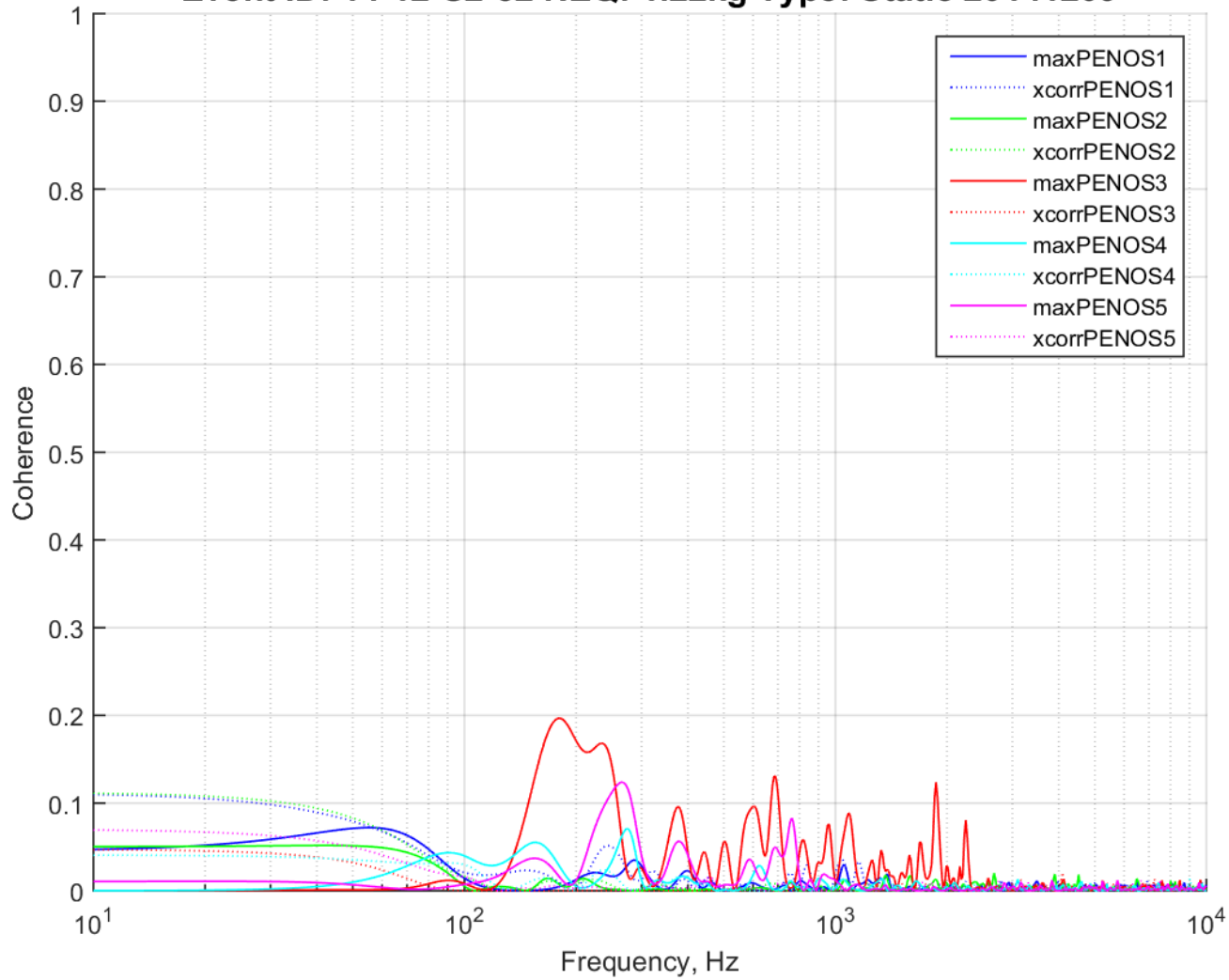


FIGURE 2.173: COHERENCE PEN_OS 1 - 5 14-12-S2-82

Event ID: 14-12-S2-82 NEQ: 1.22kg Type: Static 20141209

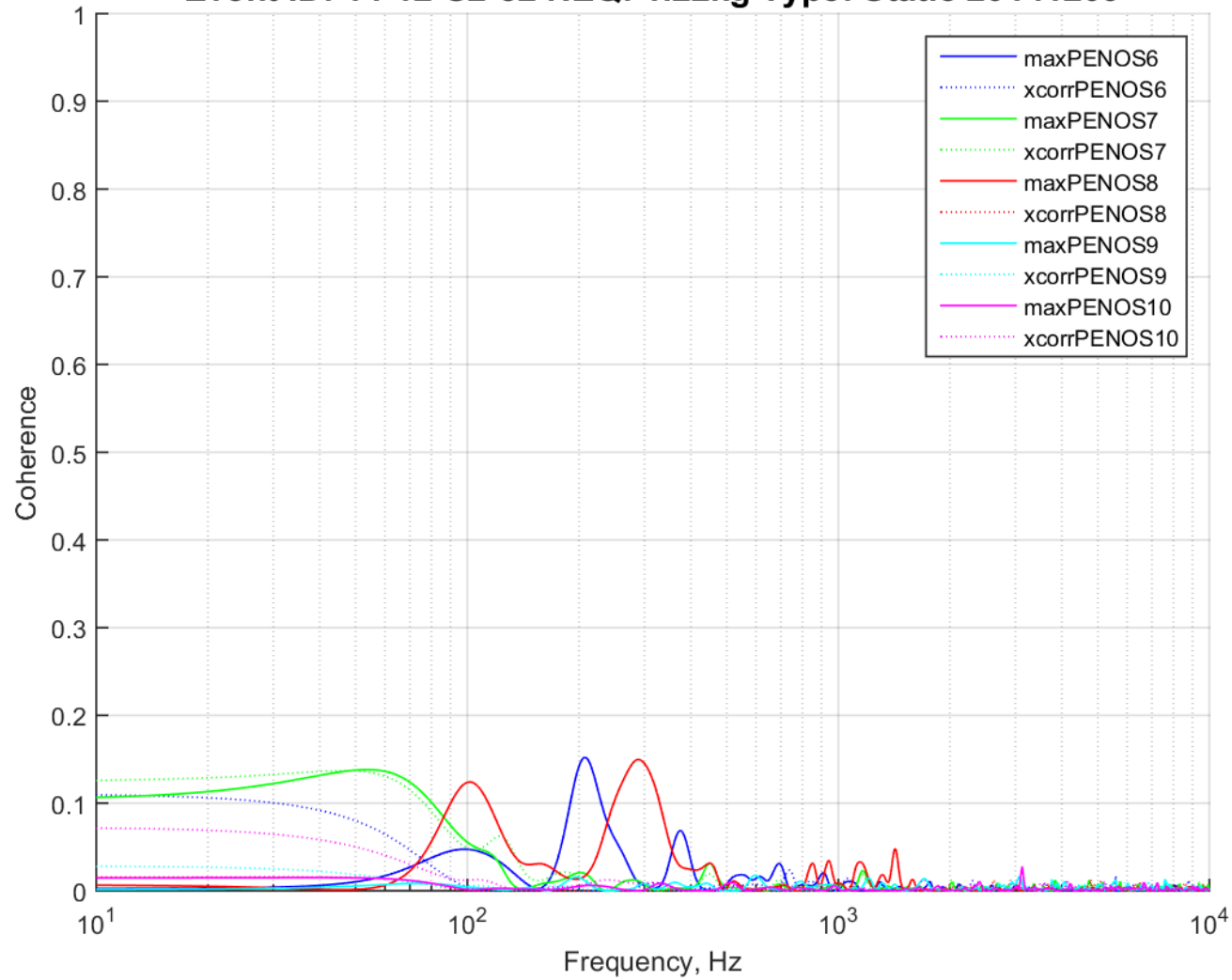


FIGURE 2.174: COHERENCE PEN_OS 6 - 10 14-12-S2-82CTD

Event ID: 14-12-S2-82 NEQ: 1.22kg Type: Static 20141209

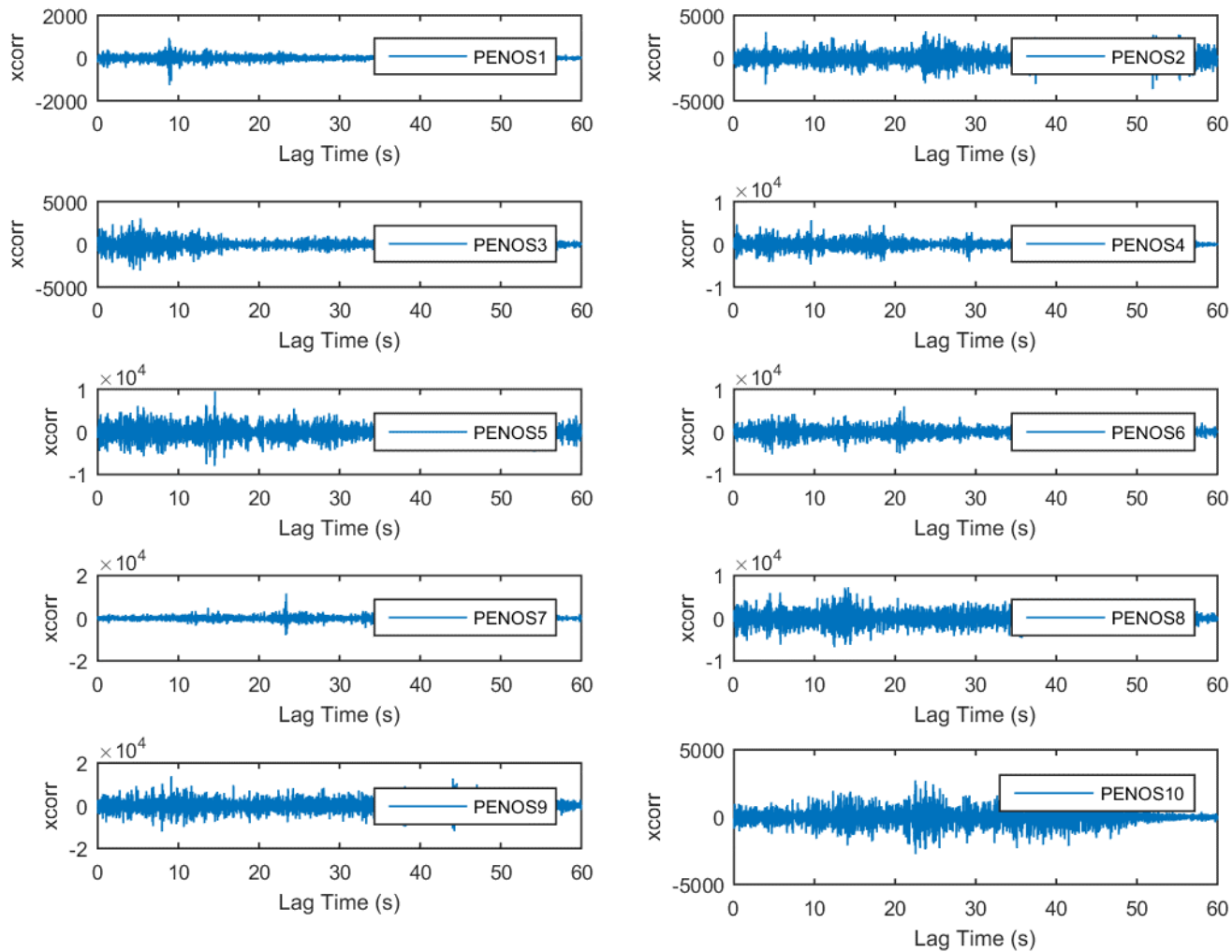


FIGURE 2.175: CROSS CORRELATION PEN_OS 1 - 10 14-12-S2-82

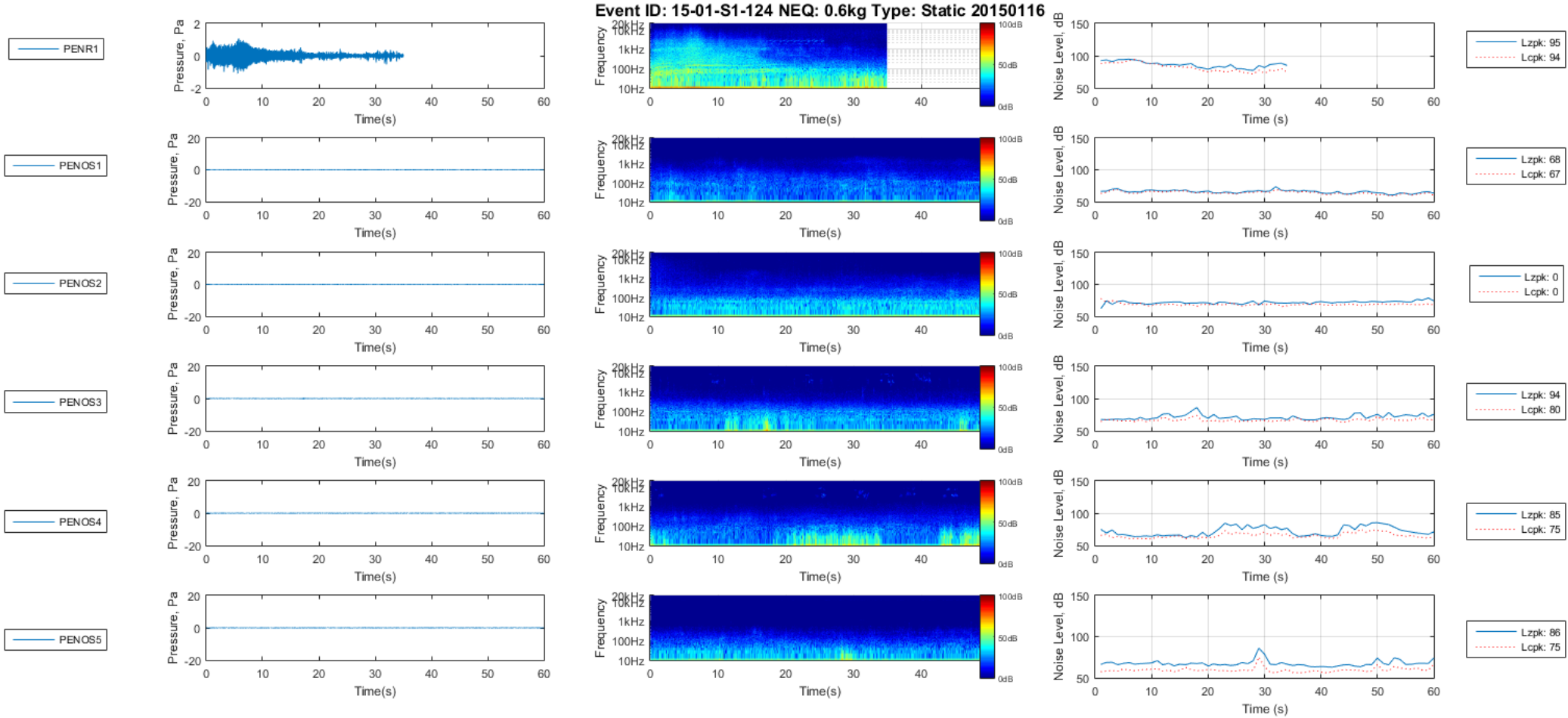


FIGURE 2.176: PEN_OS 1 - 5 15-01-S1-124

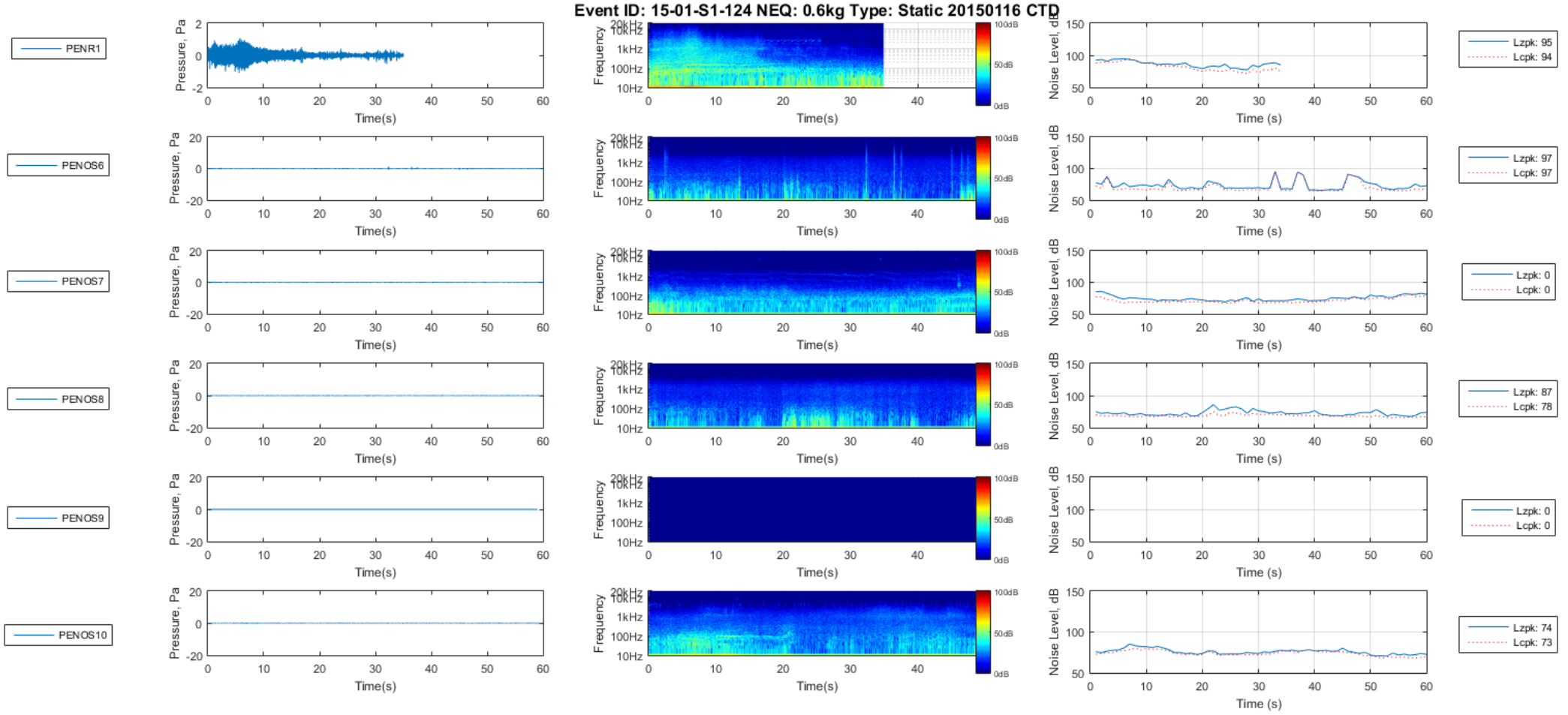


FIGURE 2.177: PEN_OS 6 - 10 15-01-S1-124

Event ID: 15-01-S1-124 NEQ: 0.6kg Type: Static 20150116

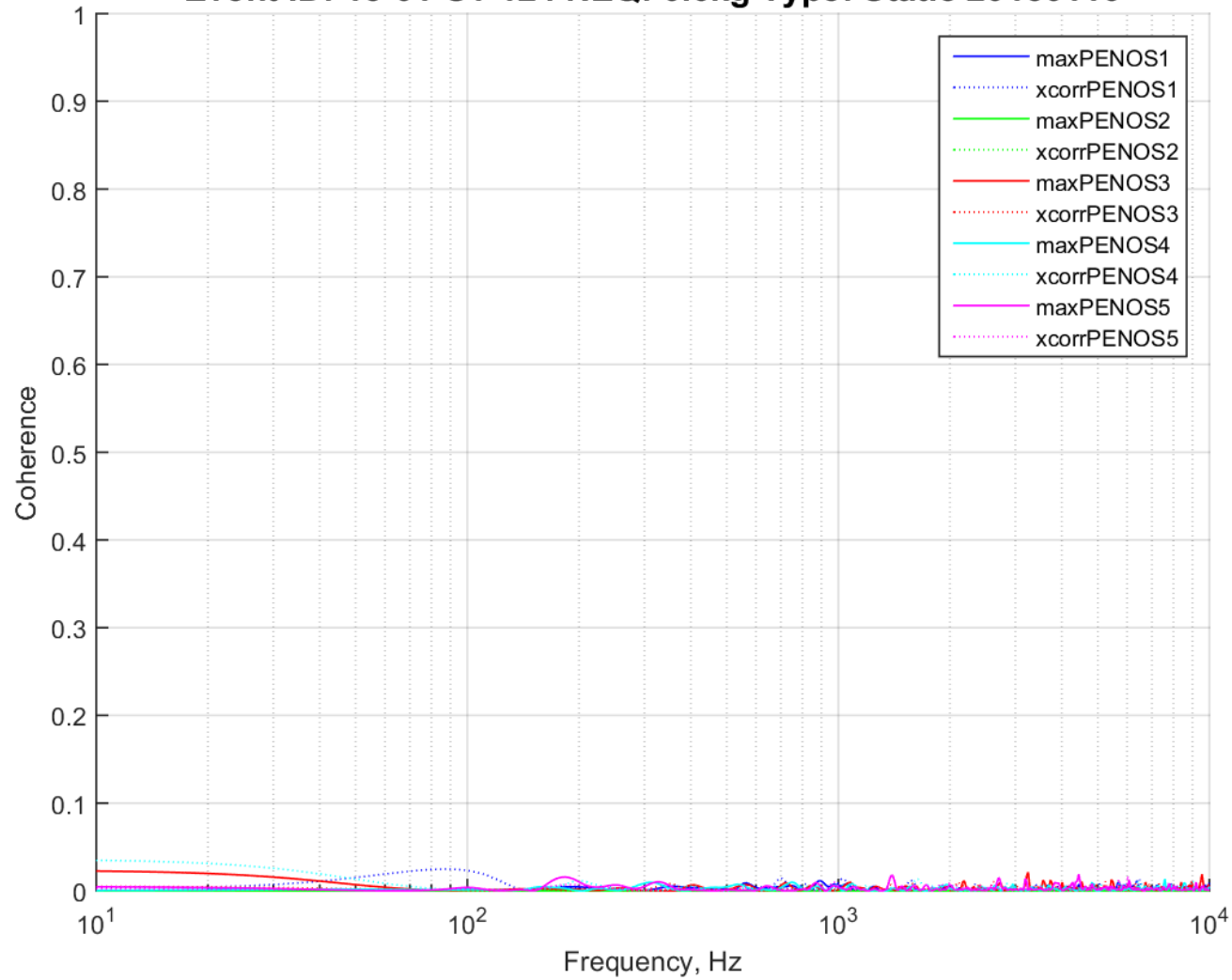


FIGURE 2.178: COHERENCE PEN_OS 1 - 5 15-01-S1-124

Event ID: 15-01-S1-124 NEQ: 0.6kg Type: Static 20150116

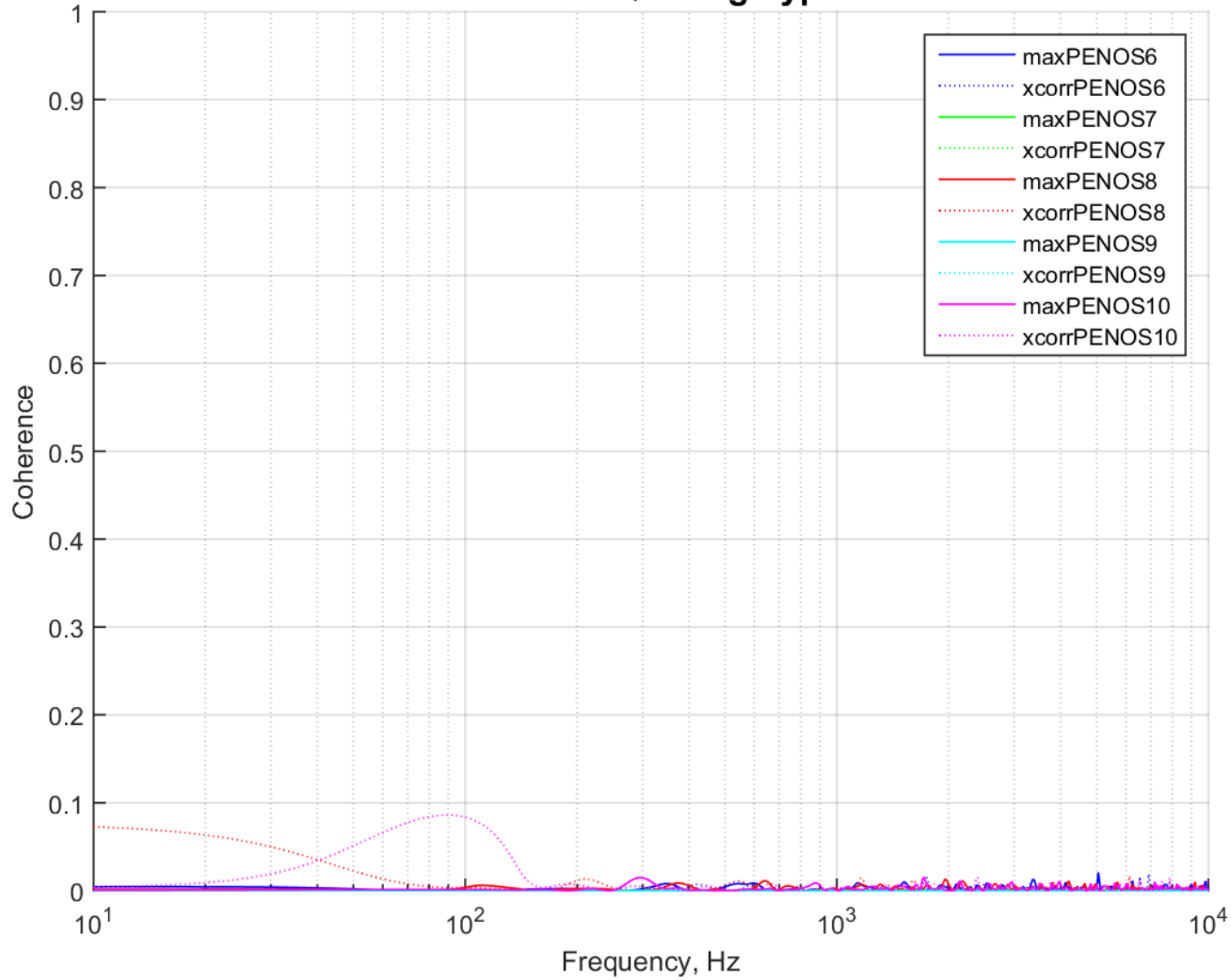


FIGURE 2.179: COHERENCE PEN_OS 6 - 10 15-01-S1-124CTD

Event ID: 15-01-S1-124 NEQ: 0.6kg Type: Static 20150116

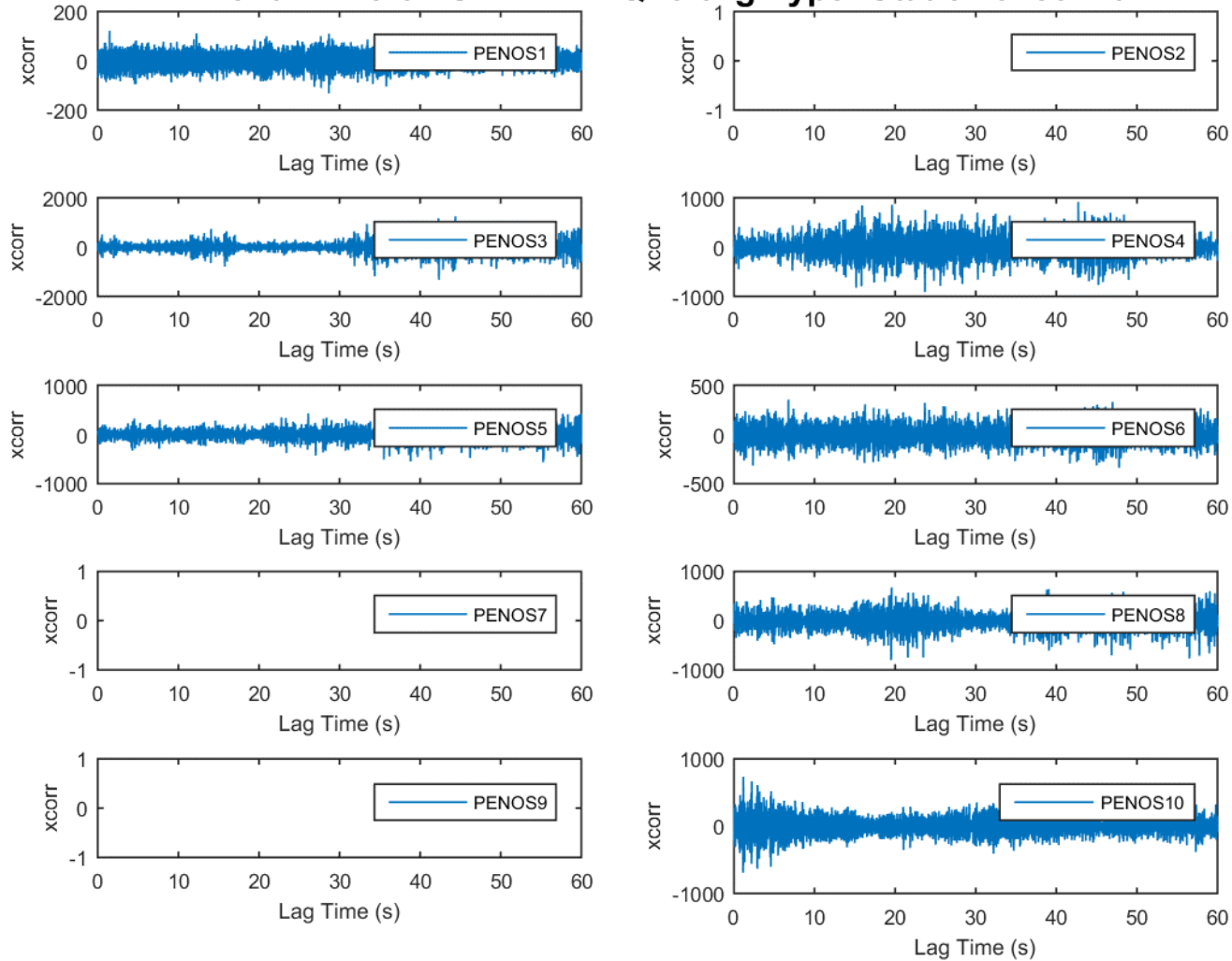


FIGURE 2.180: CROSS CORRELATION PEN_OS 1 - 10 15-01-S1-124

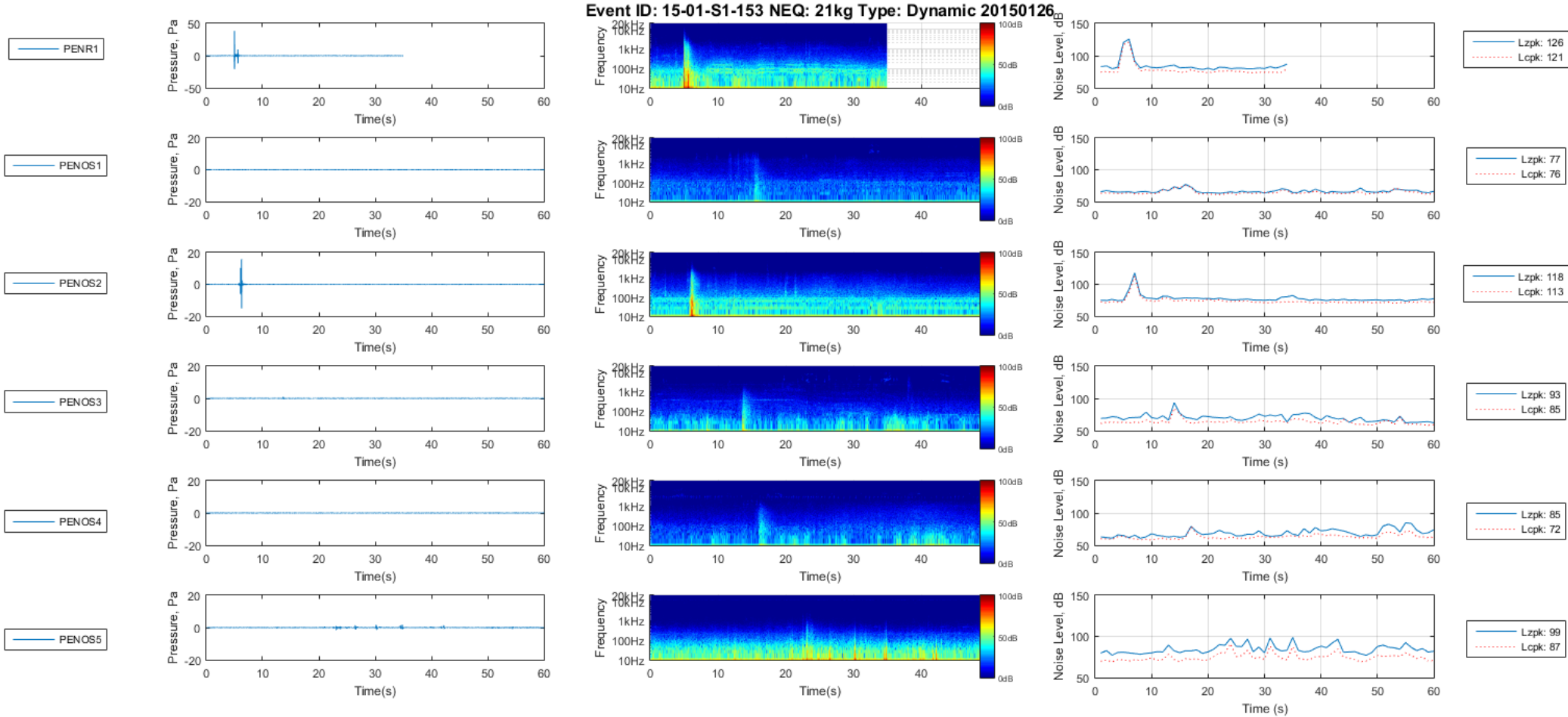


FIGURE 2.181: PEN_OS 1 - 5 15-01-S1-153

Event ID: 15-01-S1-153 NEQ: 21kg Type: Dynamic 20150126 CTD

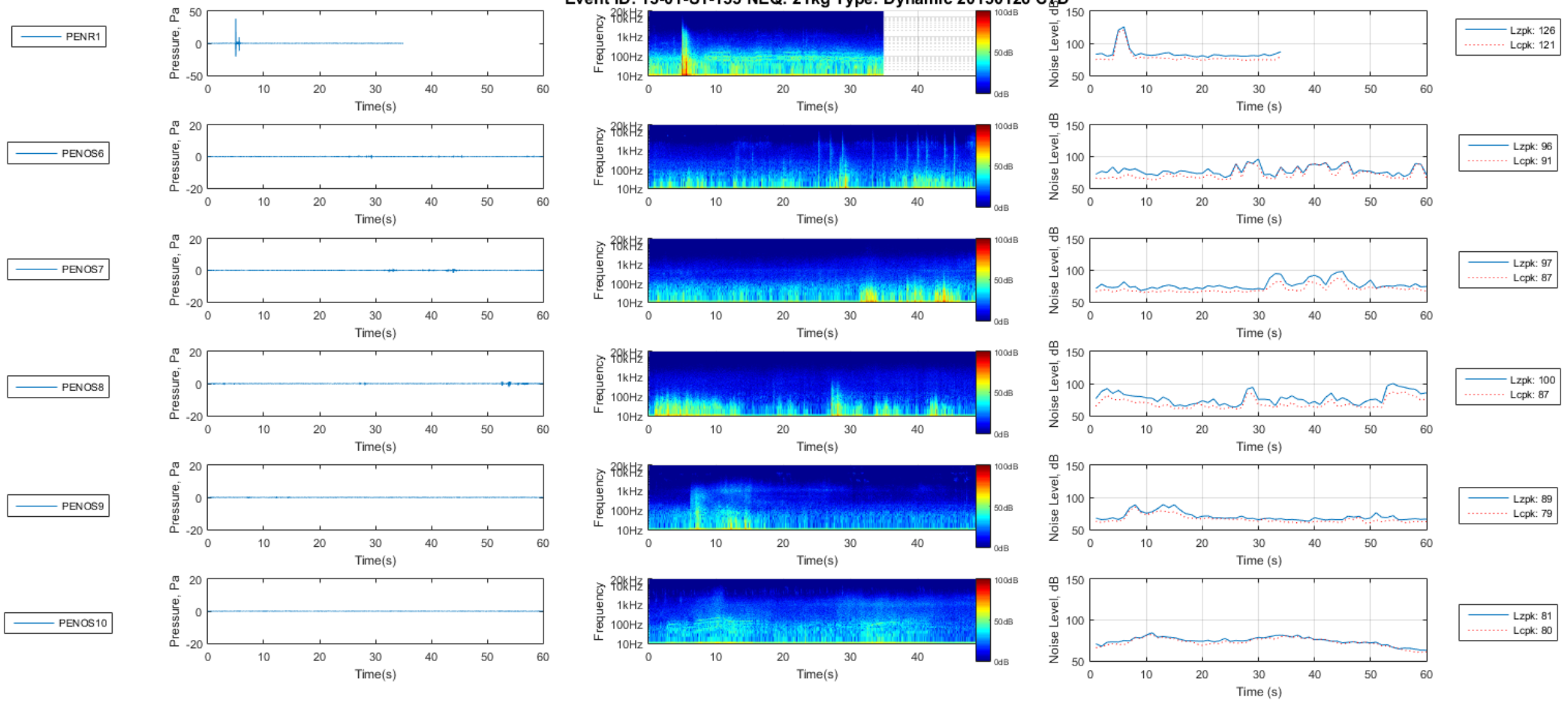


FIGURE 2.182: PEN_OS 6 - 10 15-01-S1-153

Event ID: 15-01-S1-153 NEQ: 21kg Type: Dynamic 20150126

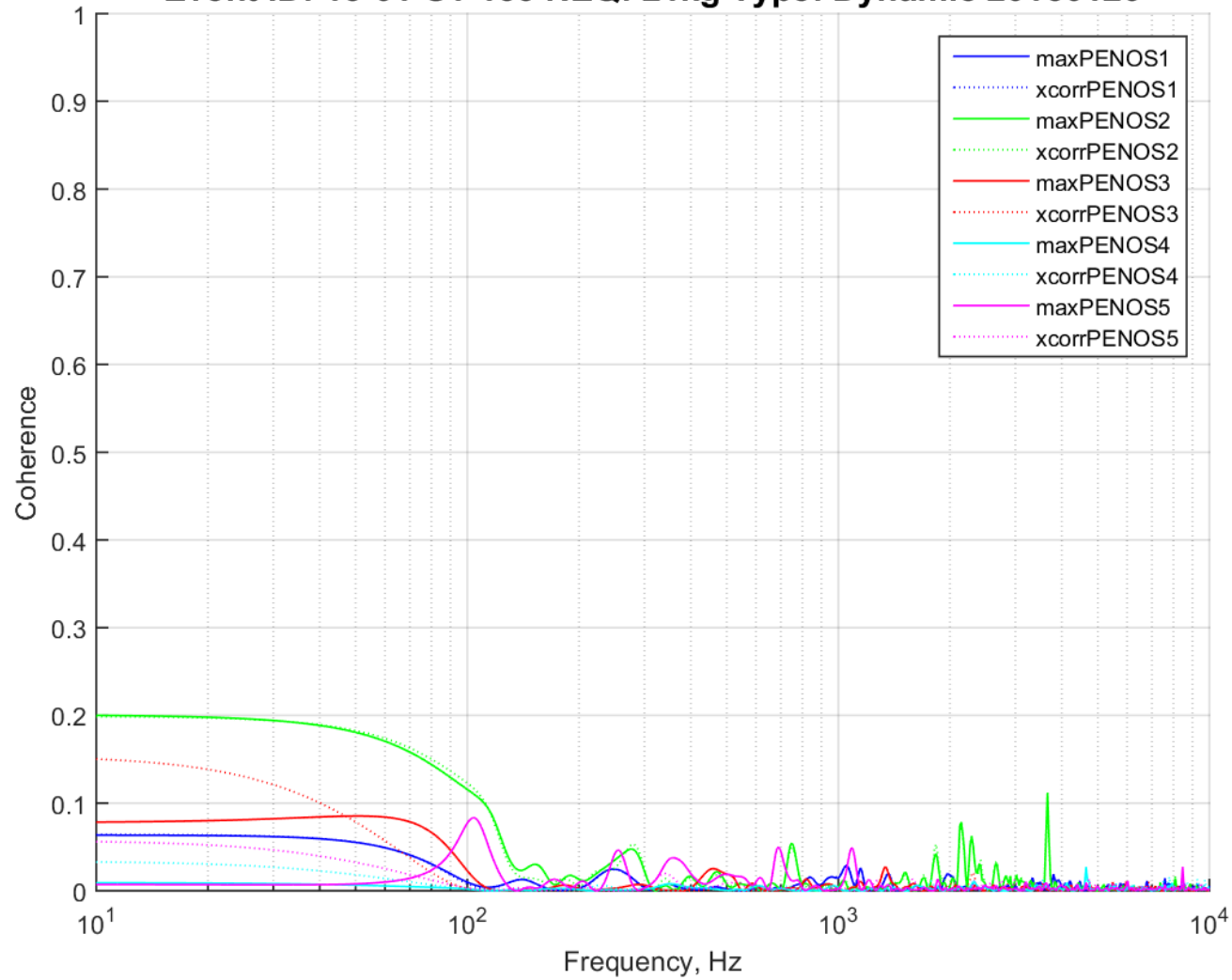


FIGURE 2.183: COHERENCE PEN_OS 1 - 5 15-01-S1-153

Event ID: 15-01-S1-153 NEQ: 21kg Type: Dynamic 20150126

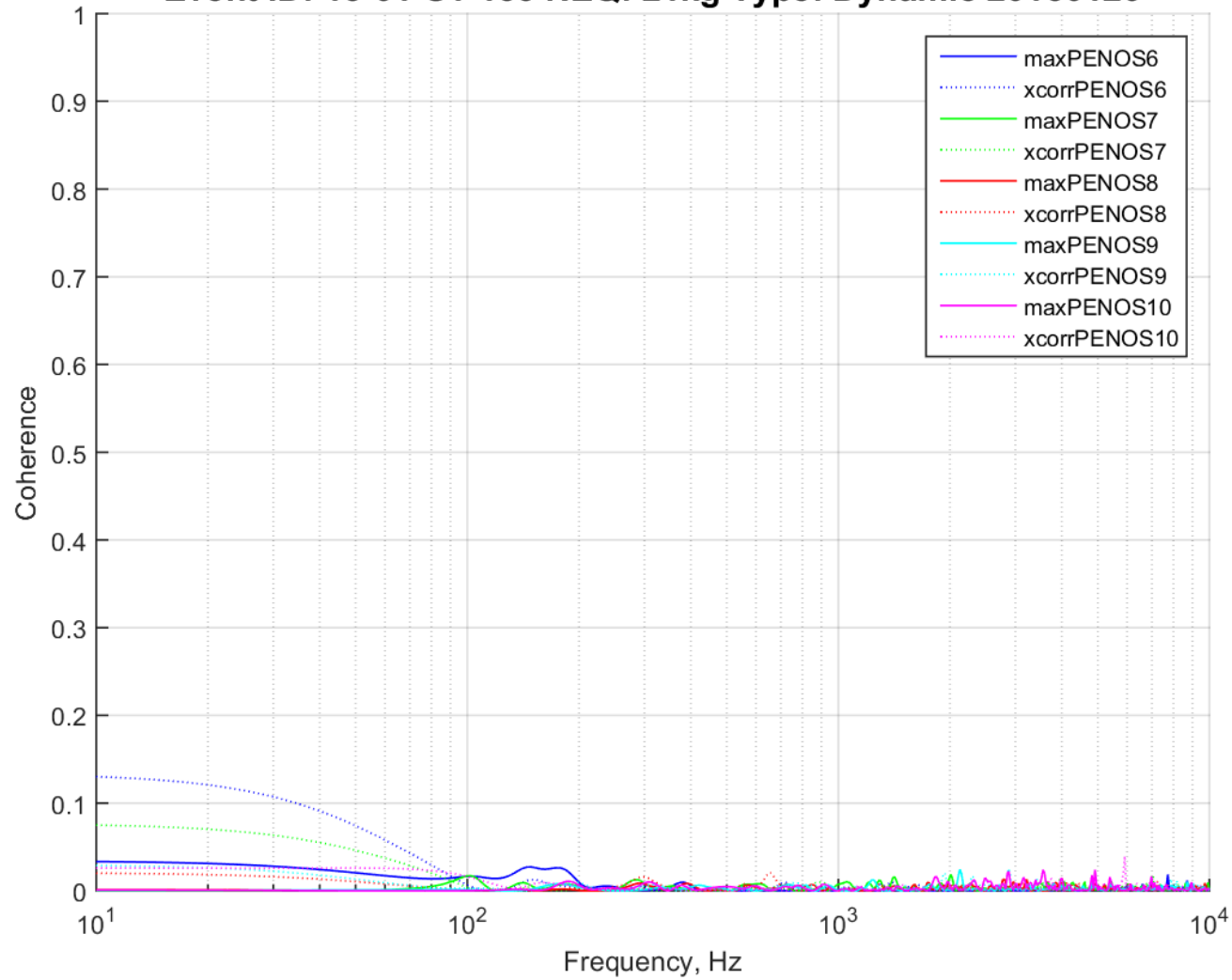


FIGURE 2.184: COHERENCE PEN_OS 6 - 10 15-01-S1-153CTD

Event ID: 15-01-S1-153 NEQ: 21kg Type: Dynamic 20150126

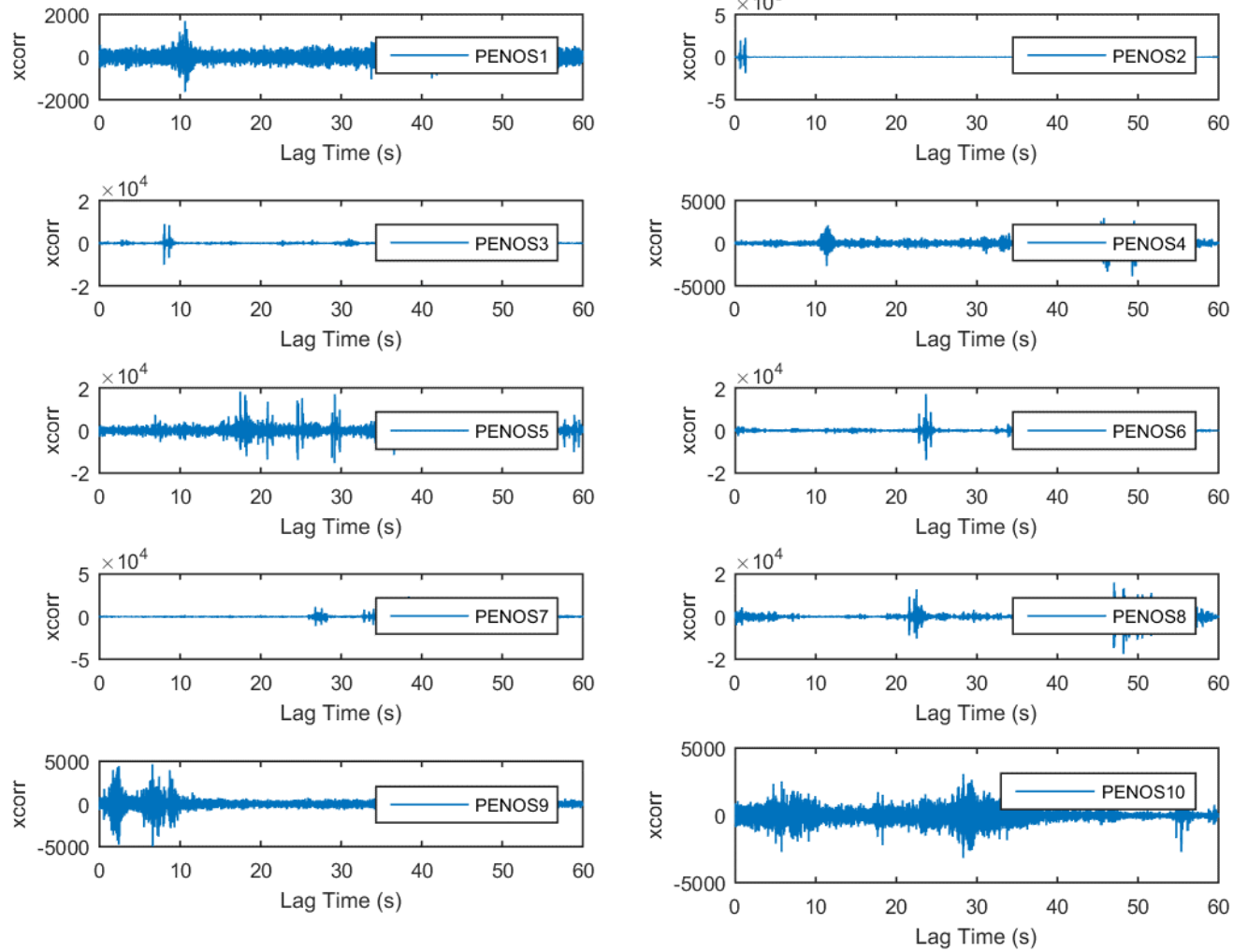
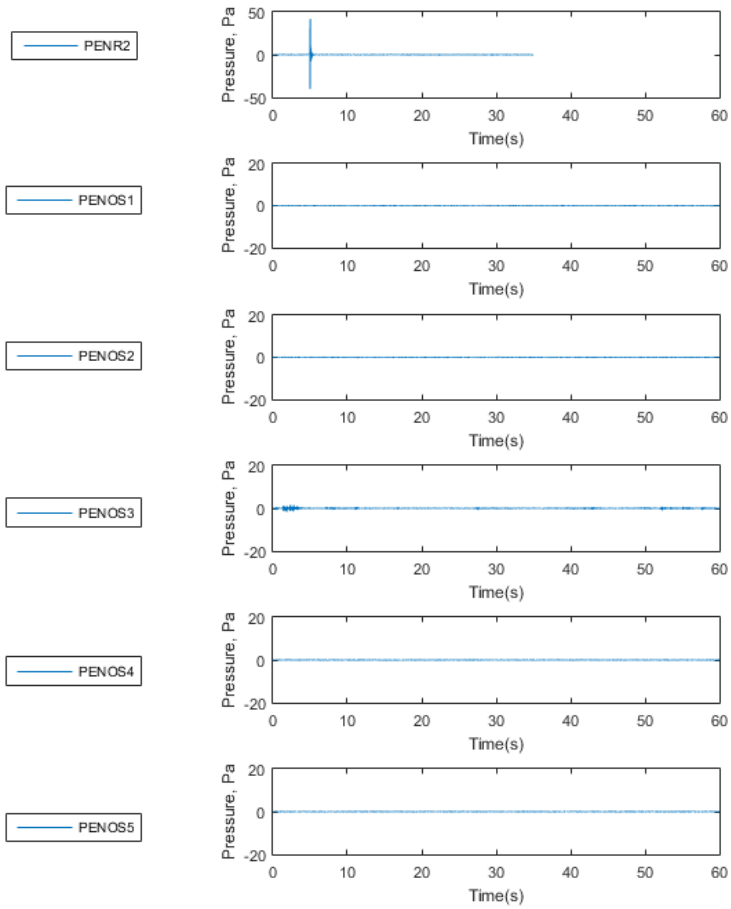


FIGURE 2.185: CROSS CORRELATION PEN_OS 1 - 10 15-01-S1-153



Event ID: 15-01-S2-100 NEQ: 0.6KG Type: Static 20150113

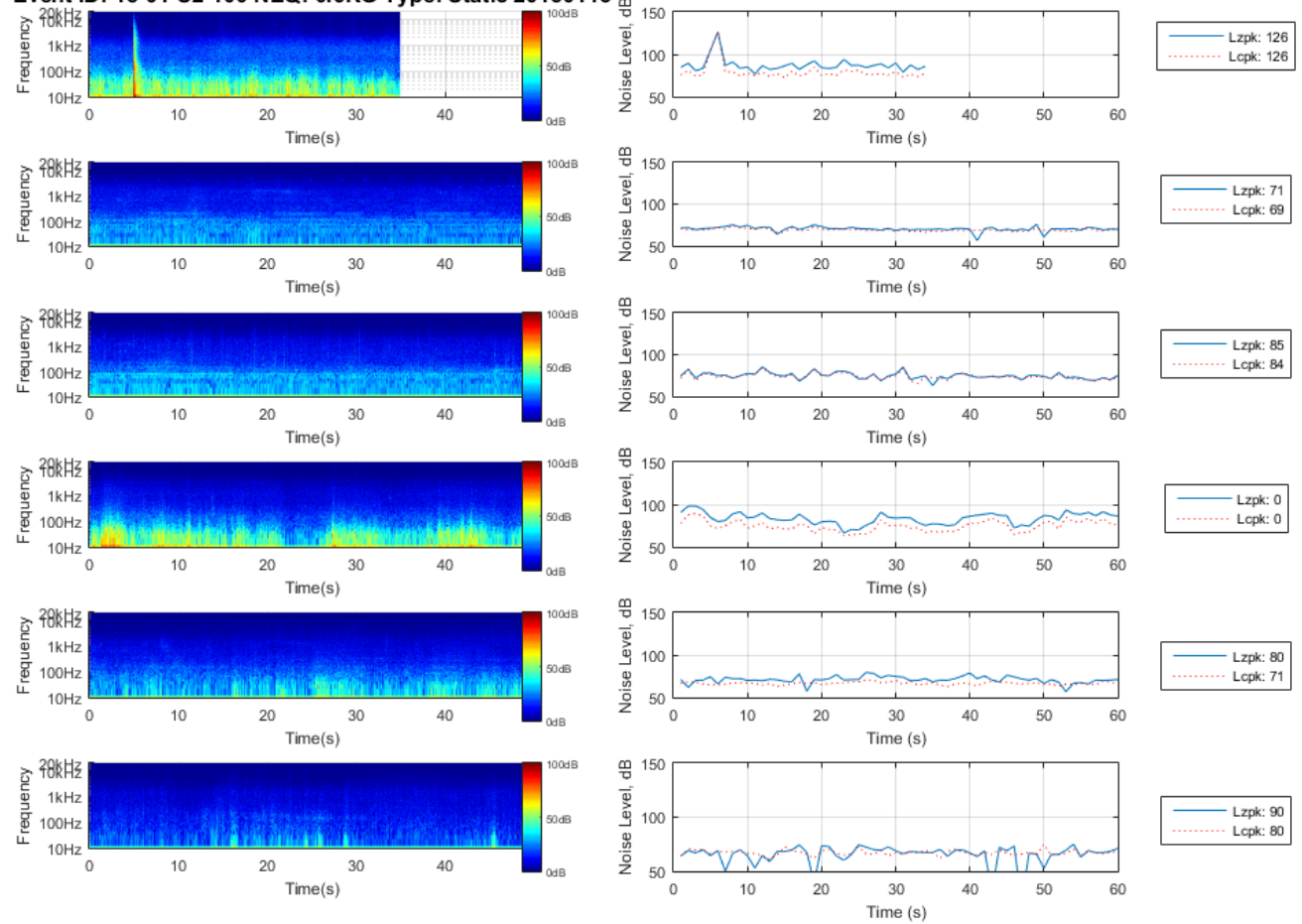


FIGURE 2.186: PEN_OS 1 - 5 15-01-S2-100

Event ID: 15-01-S2-100 NEQ: 0.6KG Type: Static 20150113 CTD

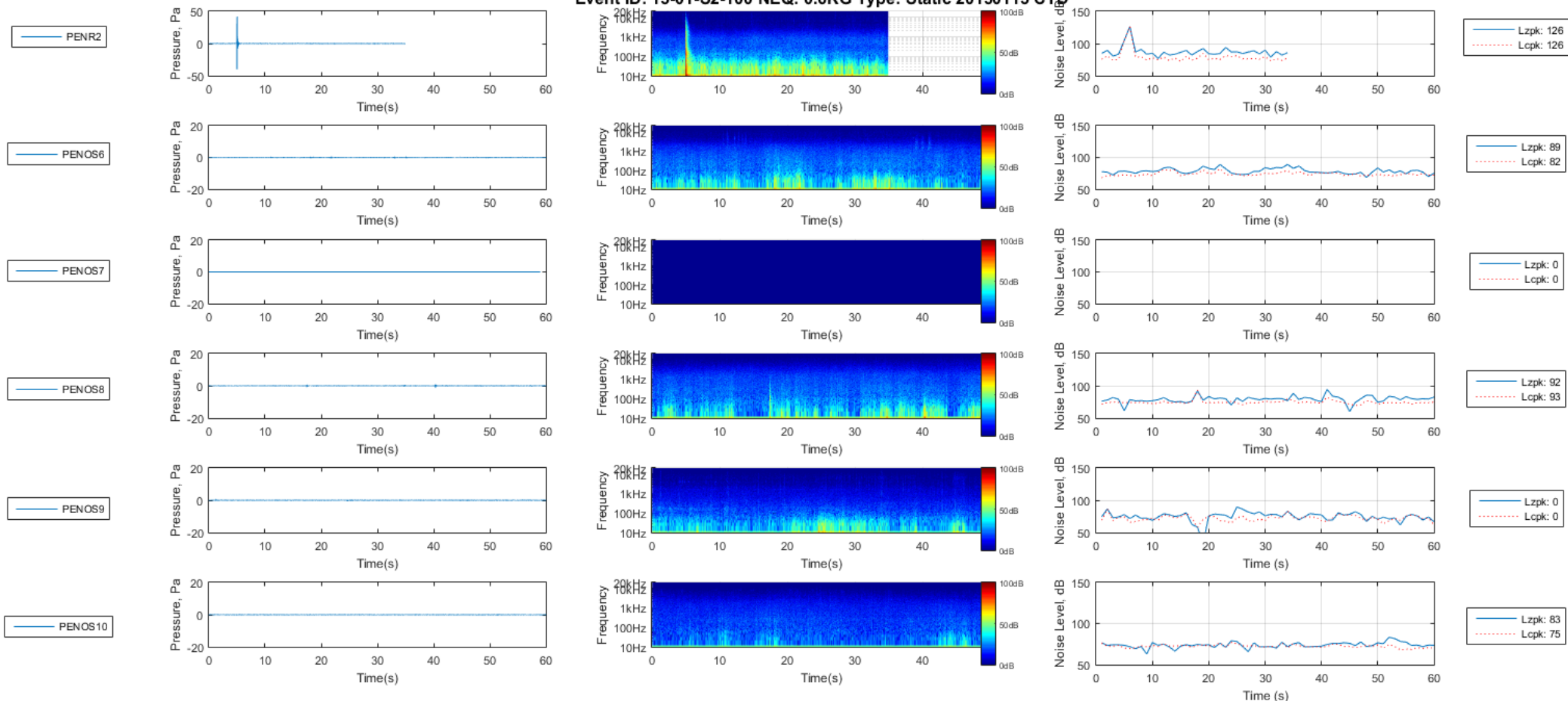


FIGURE 2.187: PEN_OS 6 - 10 15-01-S2-100

Event ID: 15-01-S2-100 NEQ: 0.6KG Type: Static 20150113

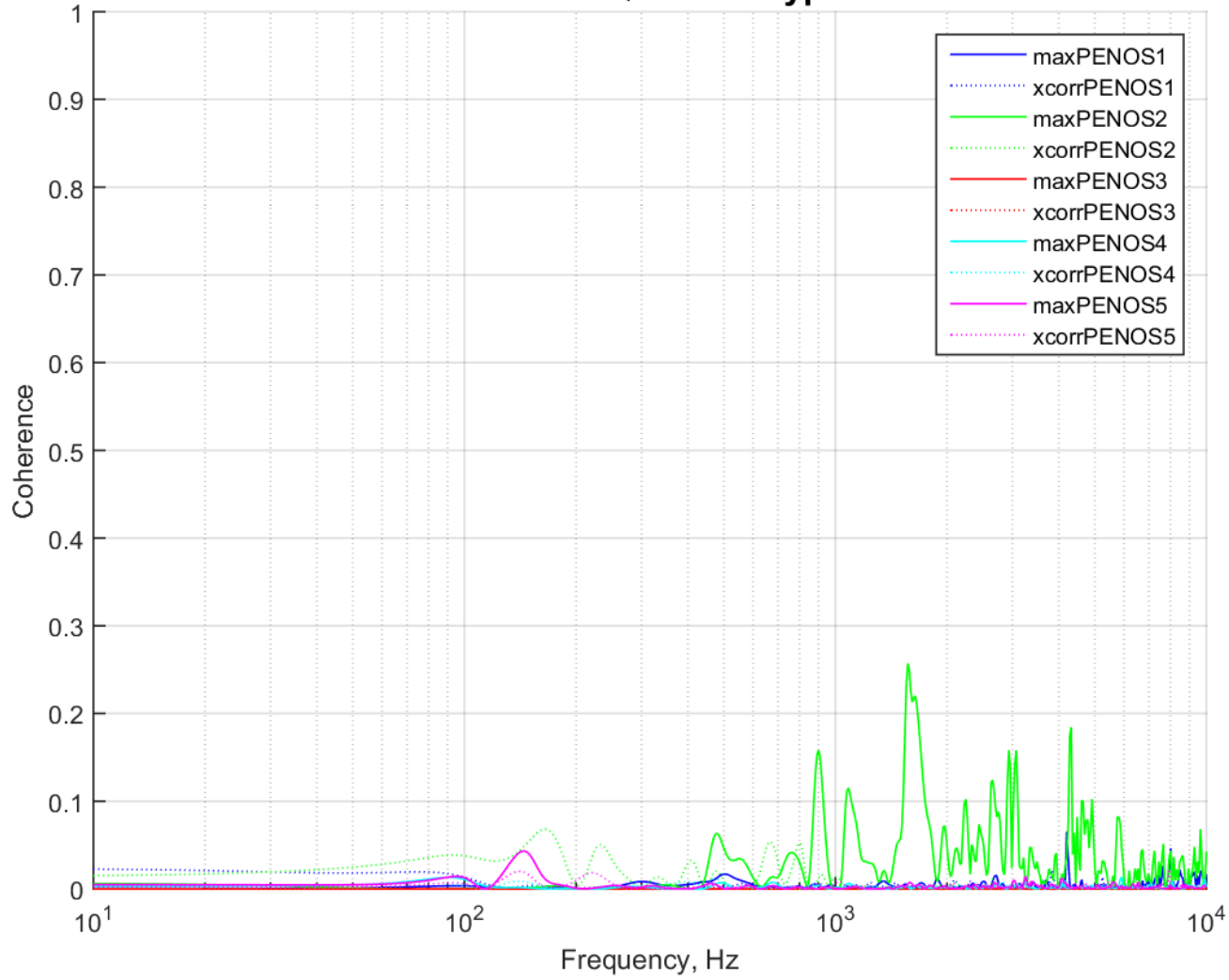


FIGURE 2.188: COHERENCE PEN_OS 1 - 5 15-01-S2-100

Event ID: 15-01-S2-100 NEQ: 0.6KG Type: Static 20150113

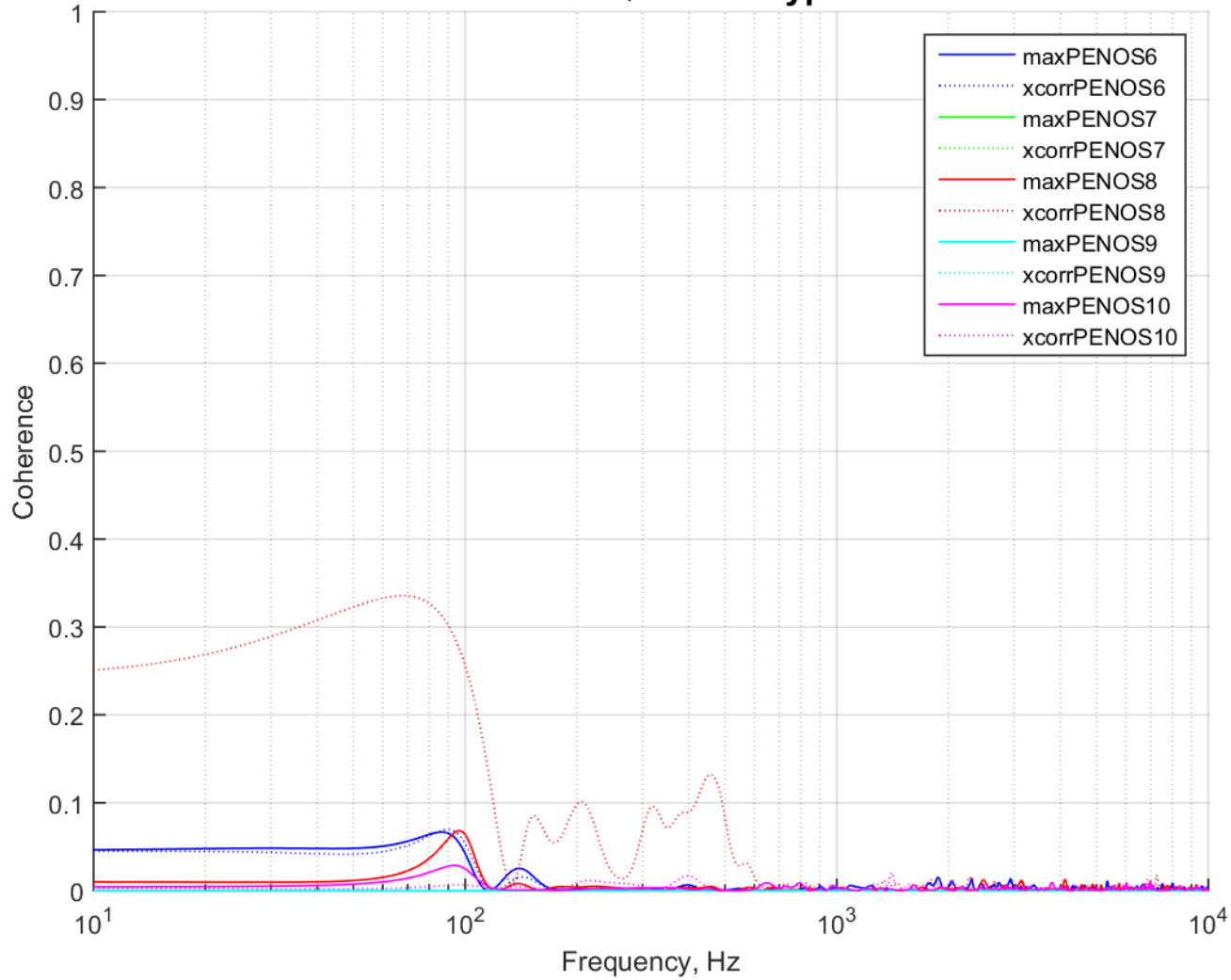


FIGURE 2.189: COHERENCE PEN_OS 6 - 10 15-01-S2-100CTD

Event ID: 15-01-S2-100 NEQ: 0.6KG Type: Static 20150113

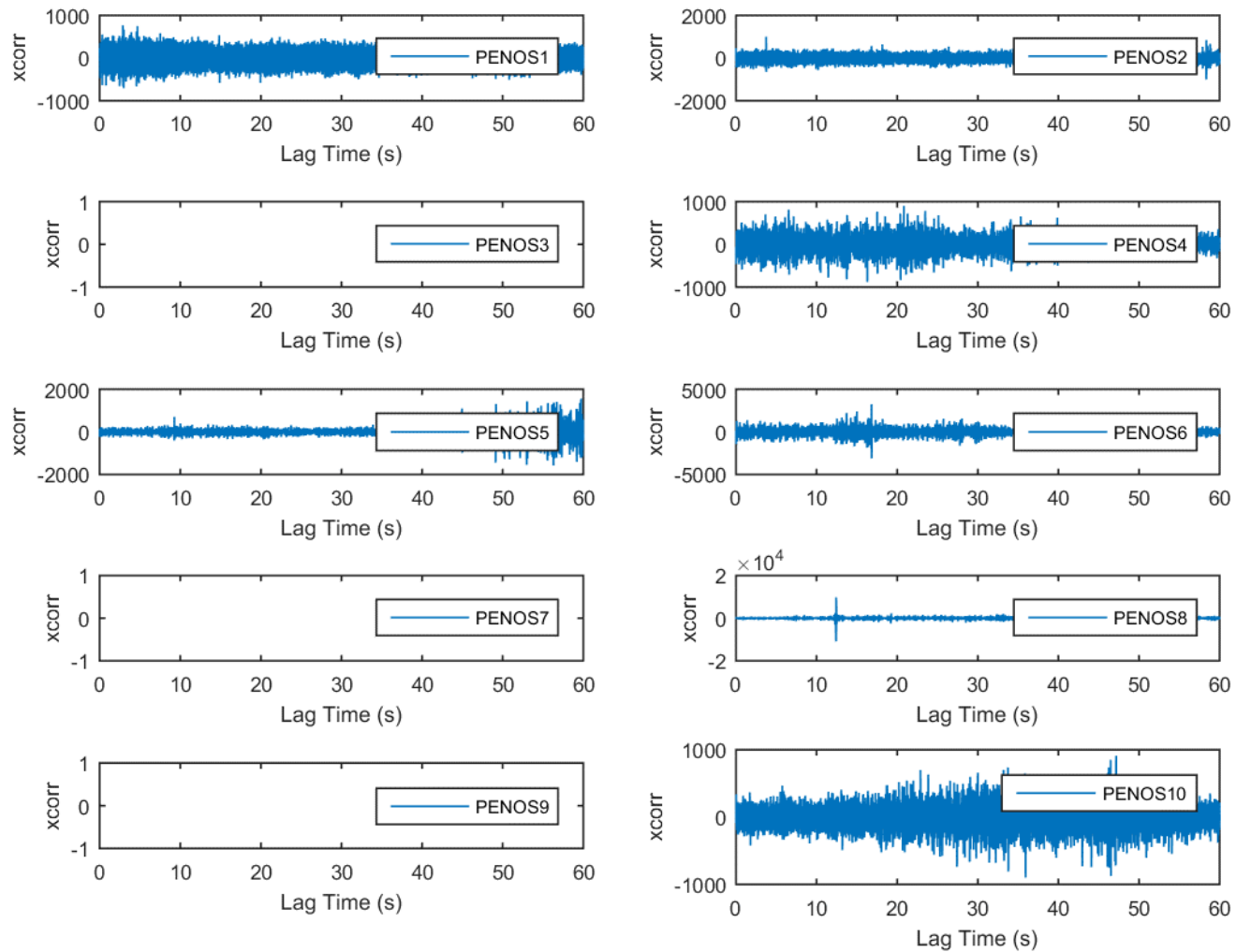
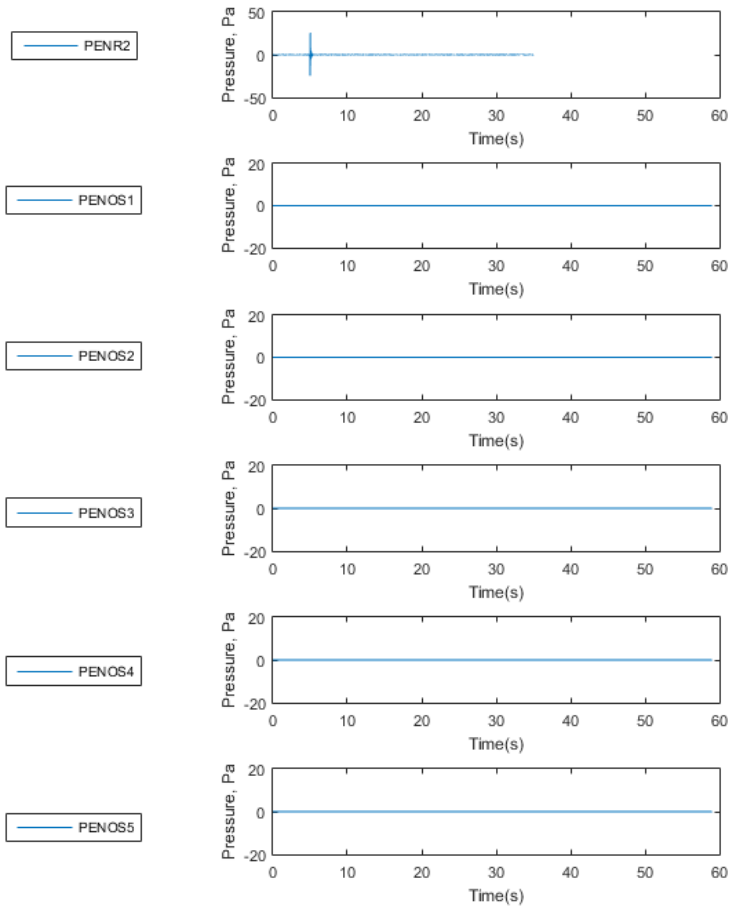


FIGURE 2.190: CROSS CORRELATION PEN_OS 1 - 10 15-01-S2-100



Event ID: 15-01-S2-101 NEQ: 0.6KG Type: Static 20150113

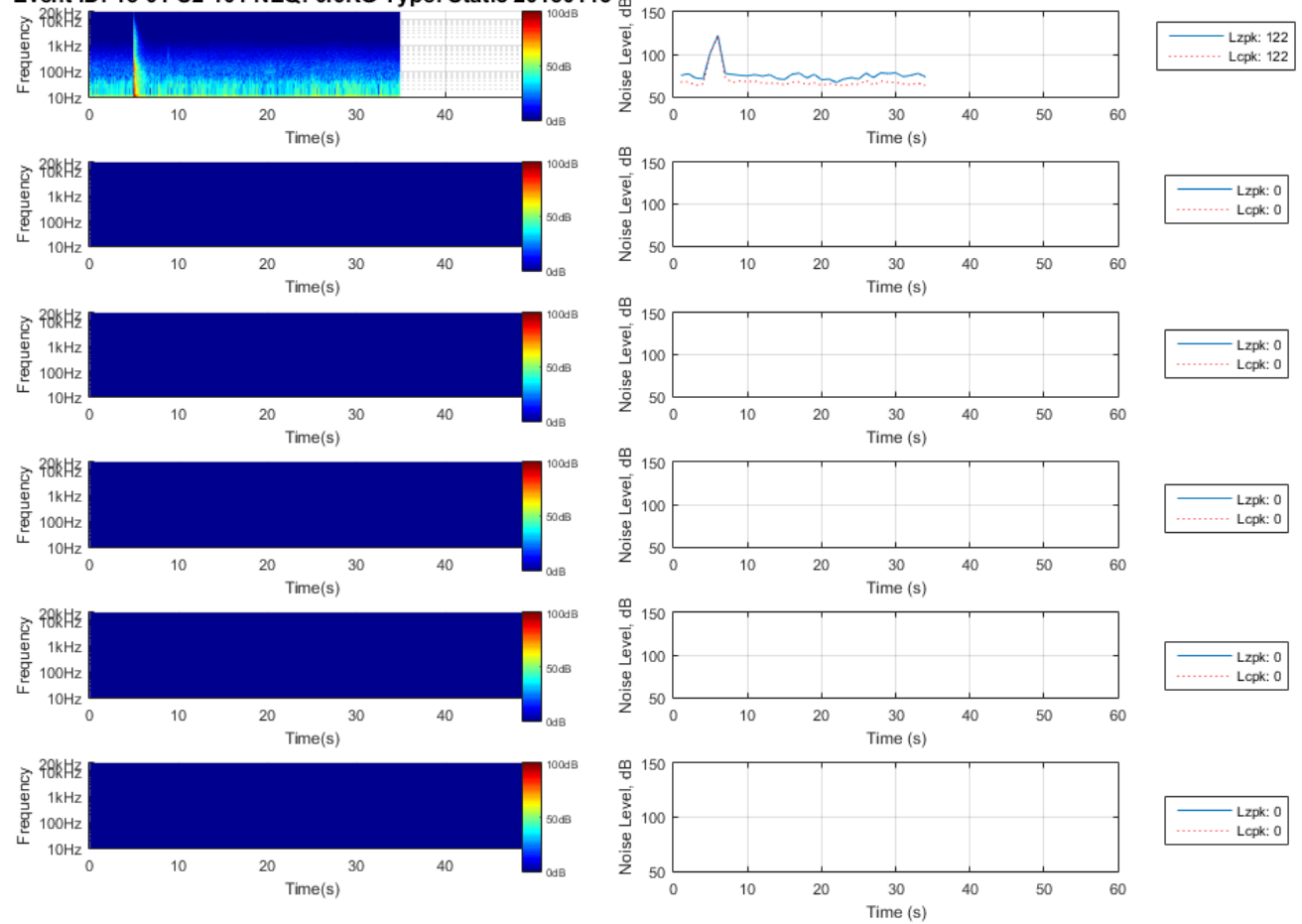


FIGURE 2.191: PEN_OS 1 - 5 15-01-S2-101

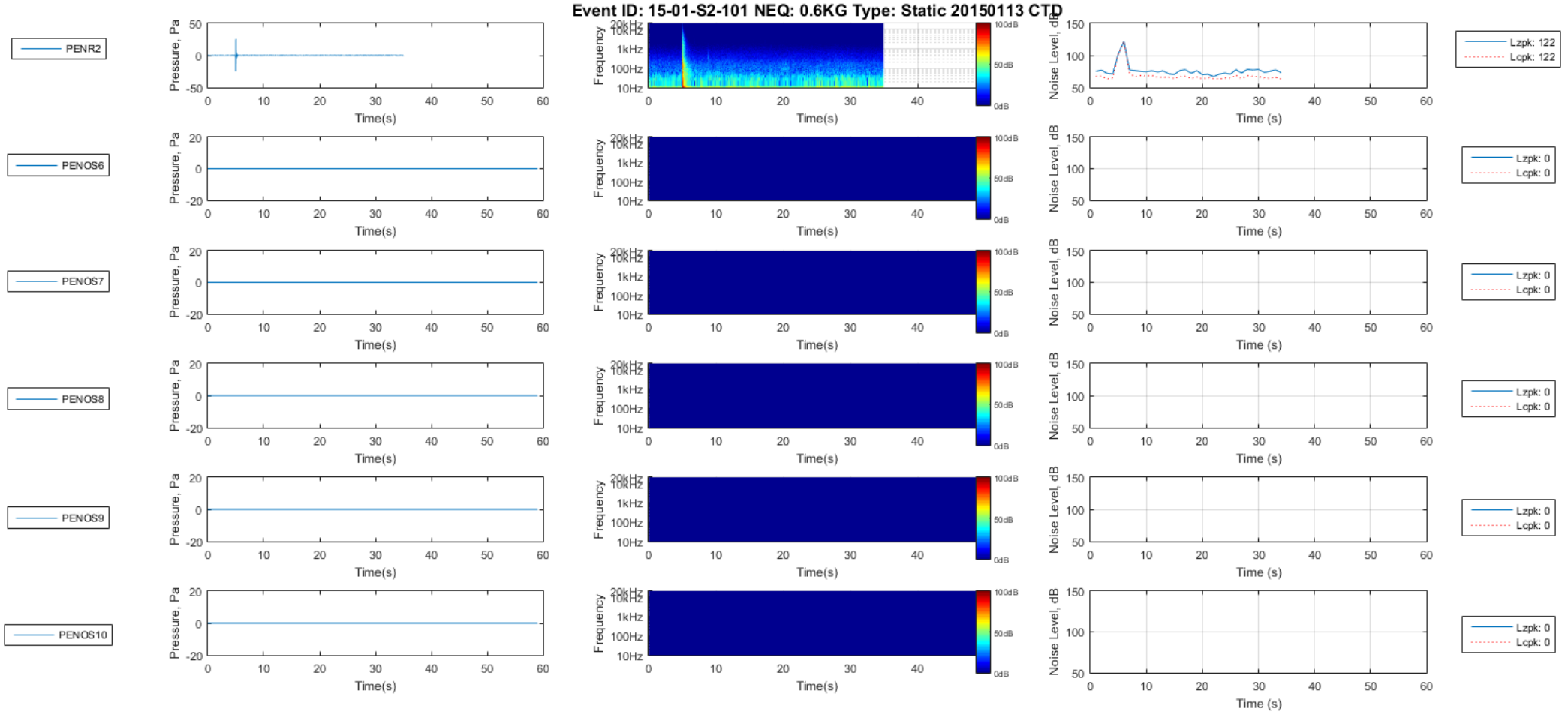


FIGURE 2.192: PEN_OS 6 - 10 15-01-S2-101

Event ID: 15-01-S2-101 NEQ: 0.6KG Type: Static 20150113

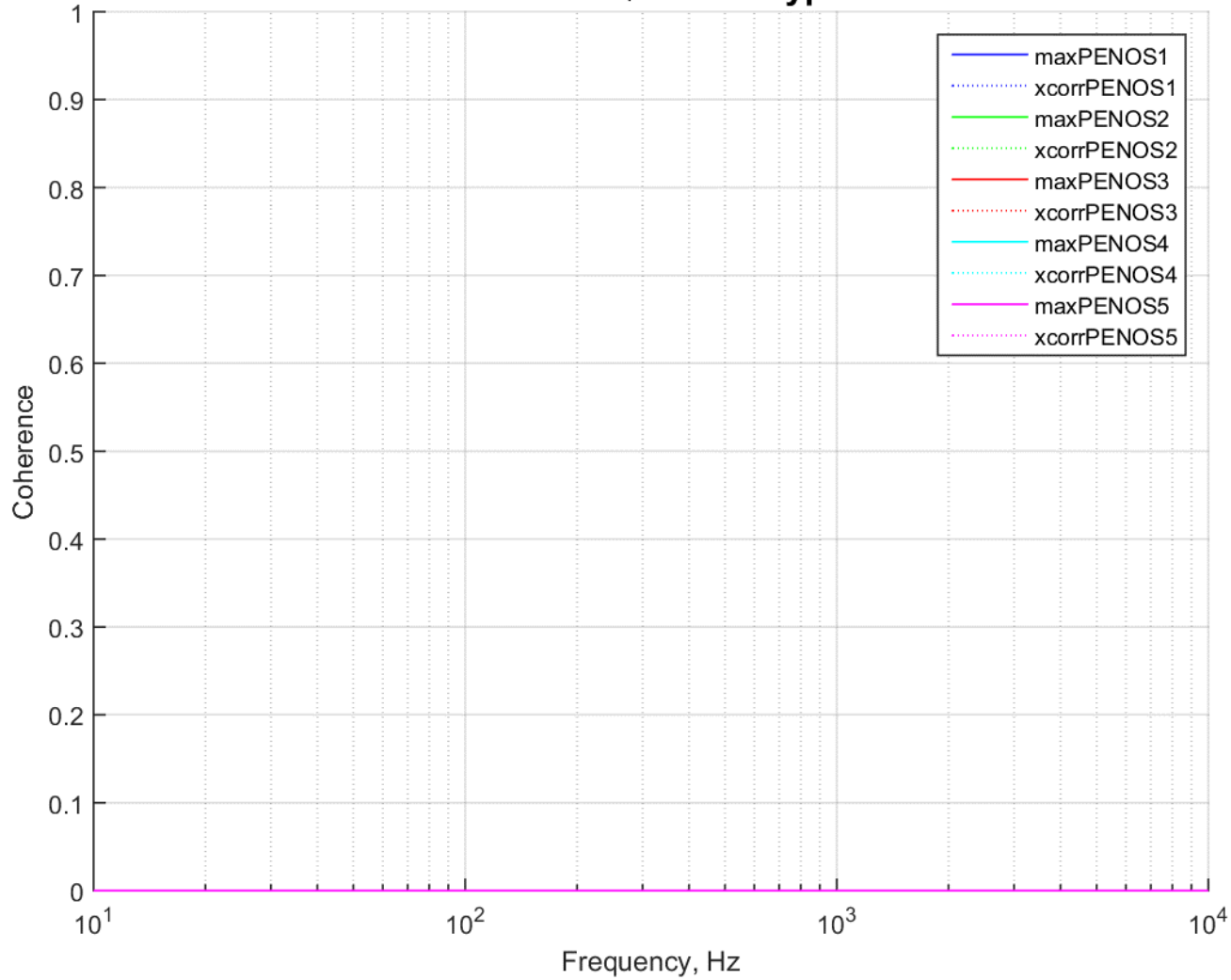


FIGURE 2.193: COHERENCE PEN_OS 1 - 5 15-01-S2-101

Event ID: 15-01-S2-101 NEQ: 0.6KG Type: Static 20150113

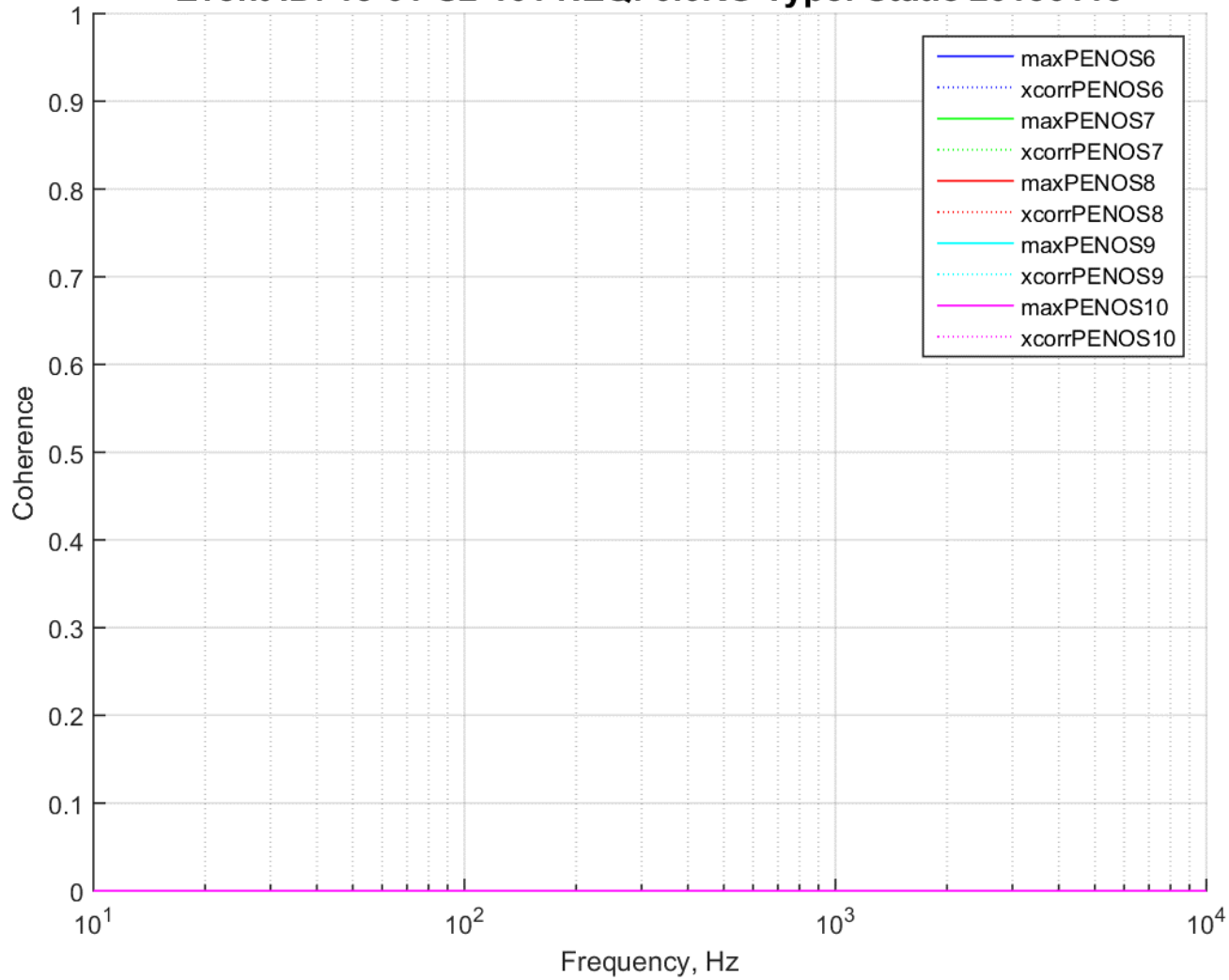


FIGURE 2.194: COHERENCE PEN_OS 6 - 10 15-01-S2-101CTD

Event ID: 15-01-S2-101 NEQ: 0.6KG Type: Static 20150113

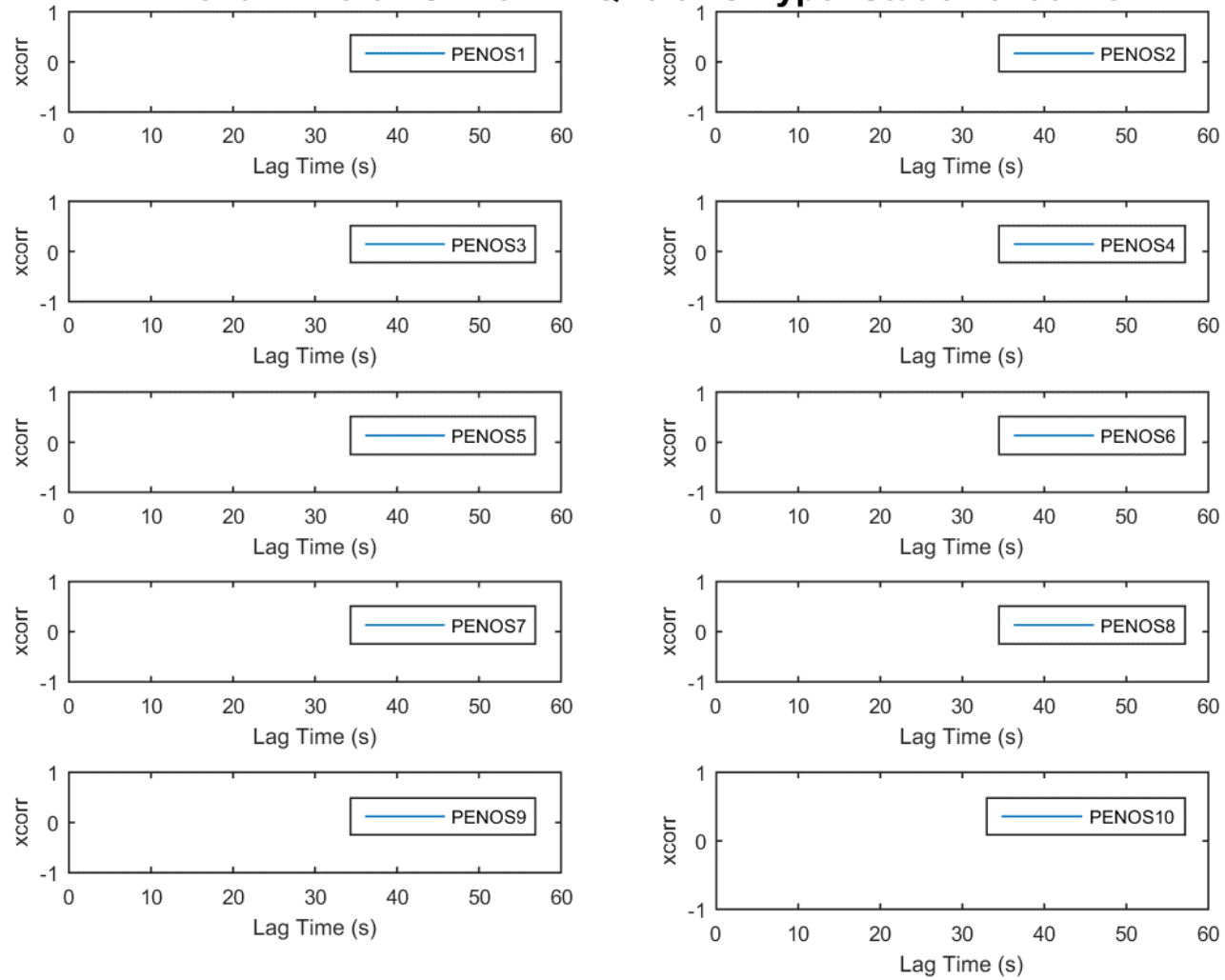


FIGURE 2.195: CROSS CORRELATION PEN_OS 1 - 10 15-01-S2-101

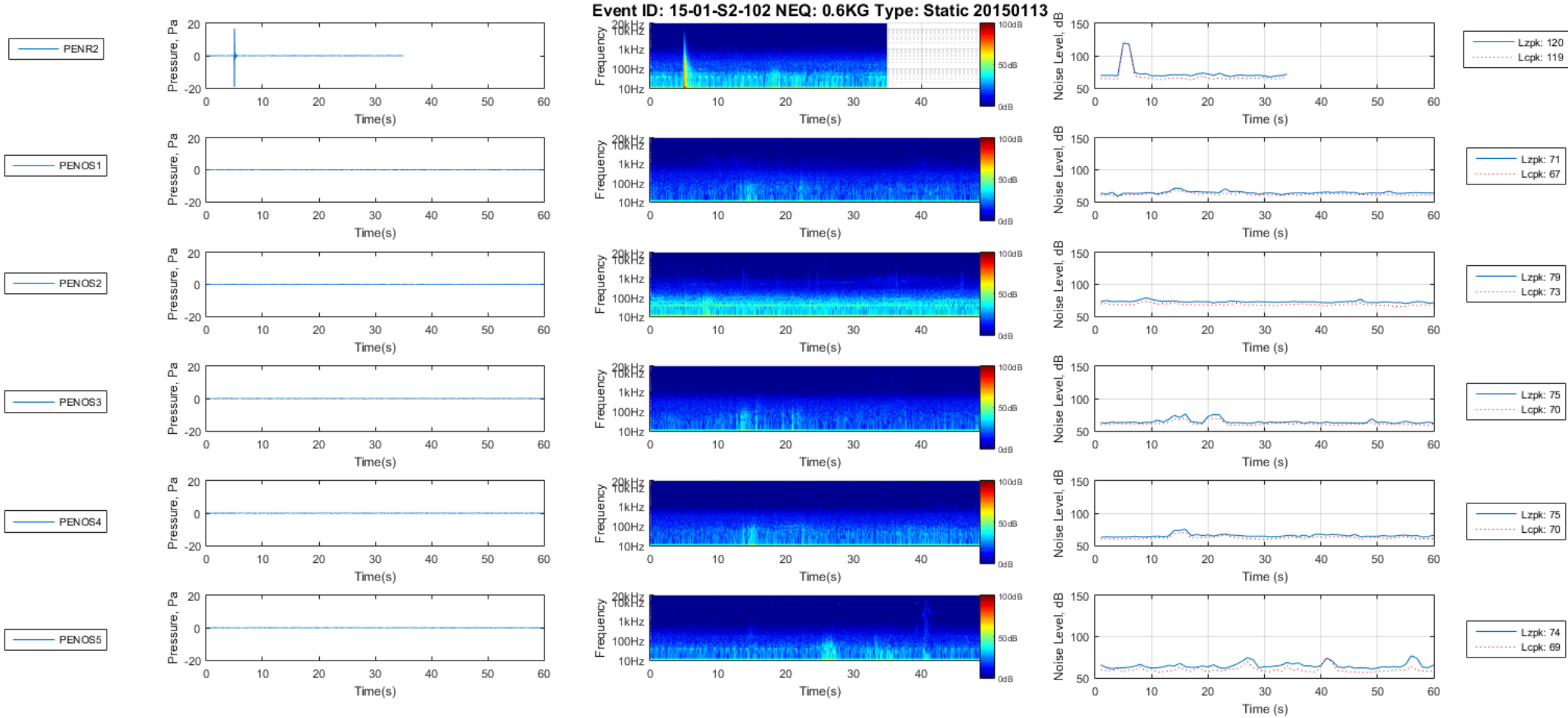


FIGURE 2.196: PEN_OS 1 - 5 15-01-S2-102

Event ID: 15-01-S2-102 NEQ: 0.6KG Type: Static 20150113 CTD

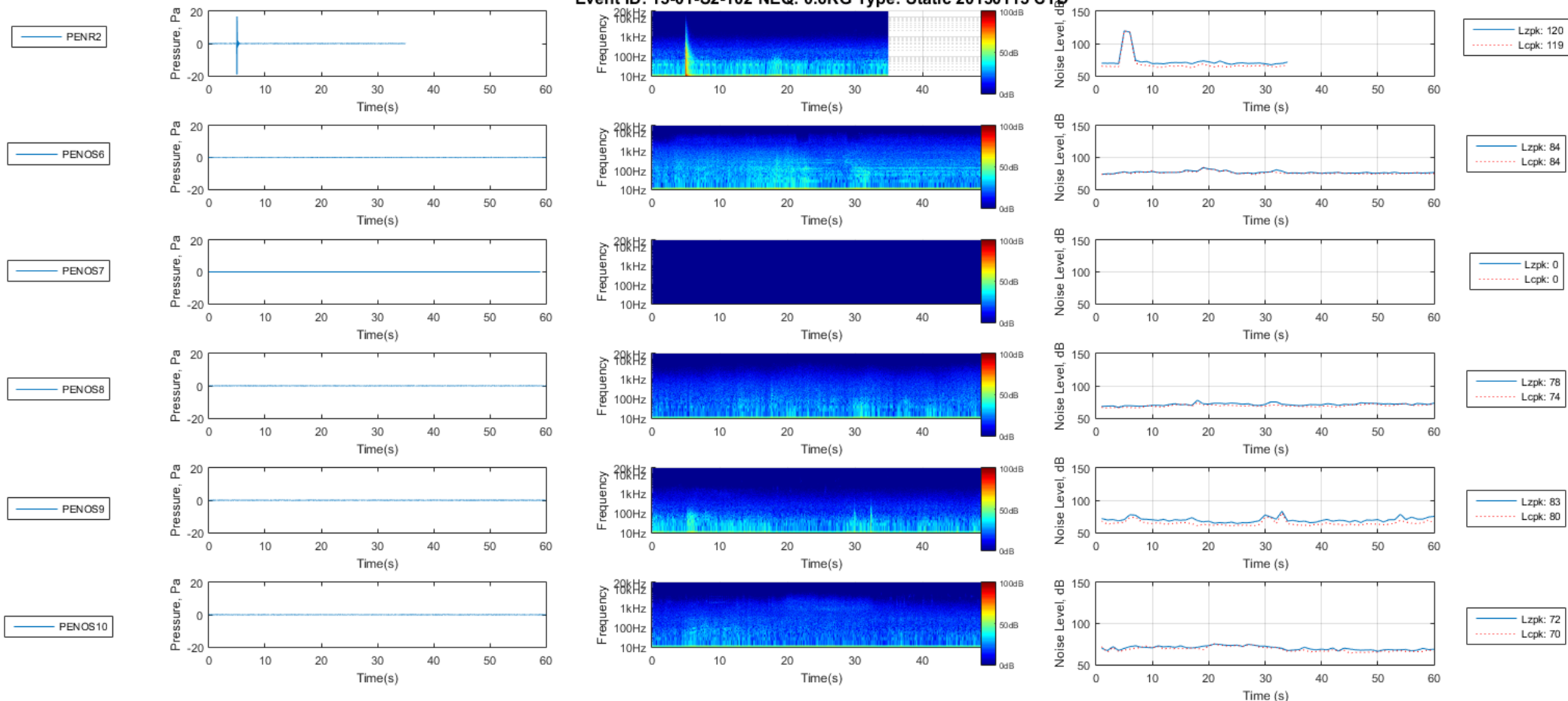


FIGURE 2.197: PEN_OS 6 - 10 15-01-S2-102

Event ID: 15-01-S2-102 NEQ: 0.6KG Type: Static 20150113

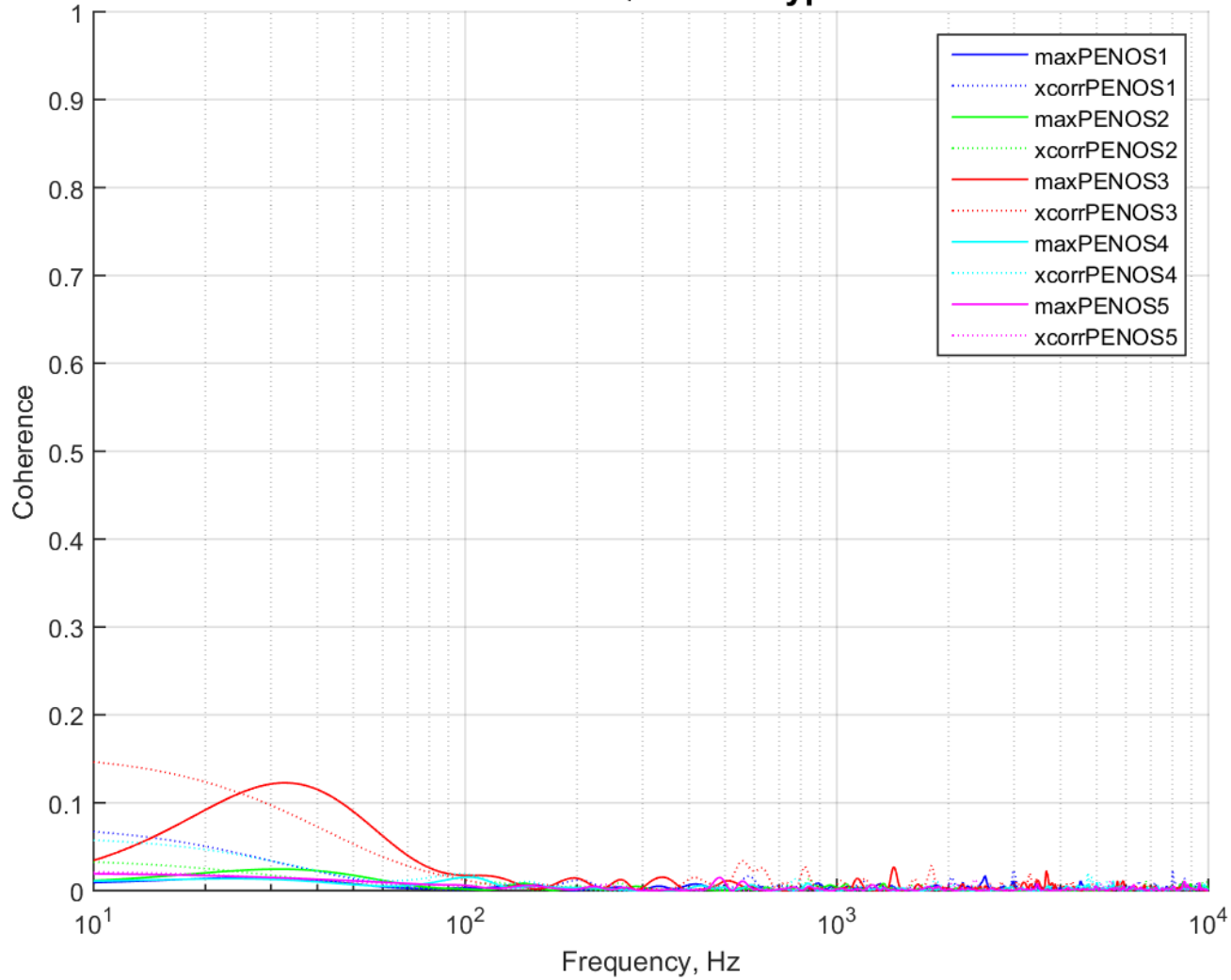


FIGURE 2.198: COHERENCE PEN_OS 1 - 5 15-01-S2-102

Event ID: 15-01-S2-102 NEQ: 0.6KG Type: Static 20150113

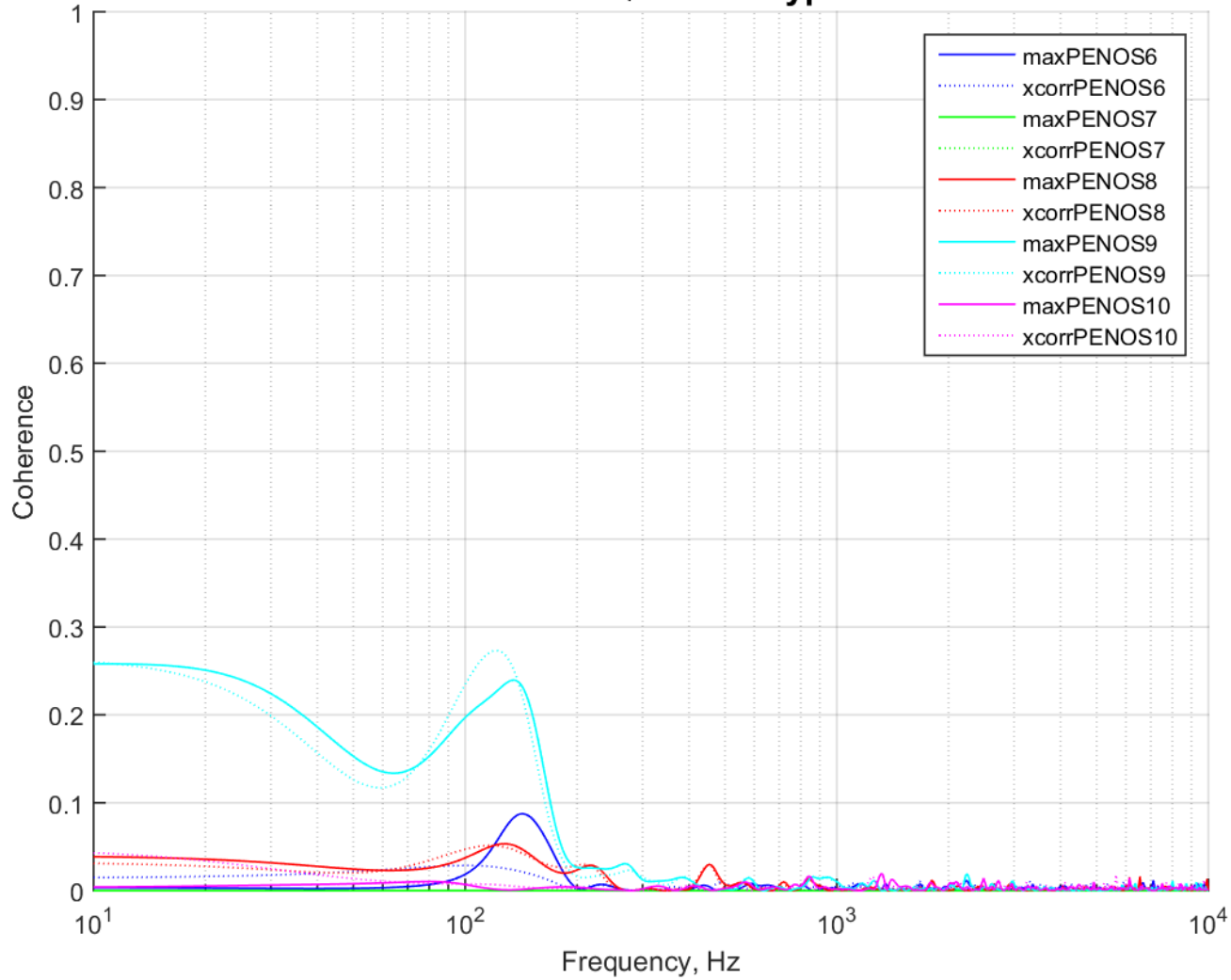


FIGURE 2.199: COHERENCE PEN_OS 6 - 10 15-01-S2-102CTD

Event ID: 15-01-S2-102 NEQ: 0.6KG Type: Static 20150113

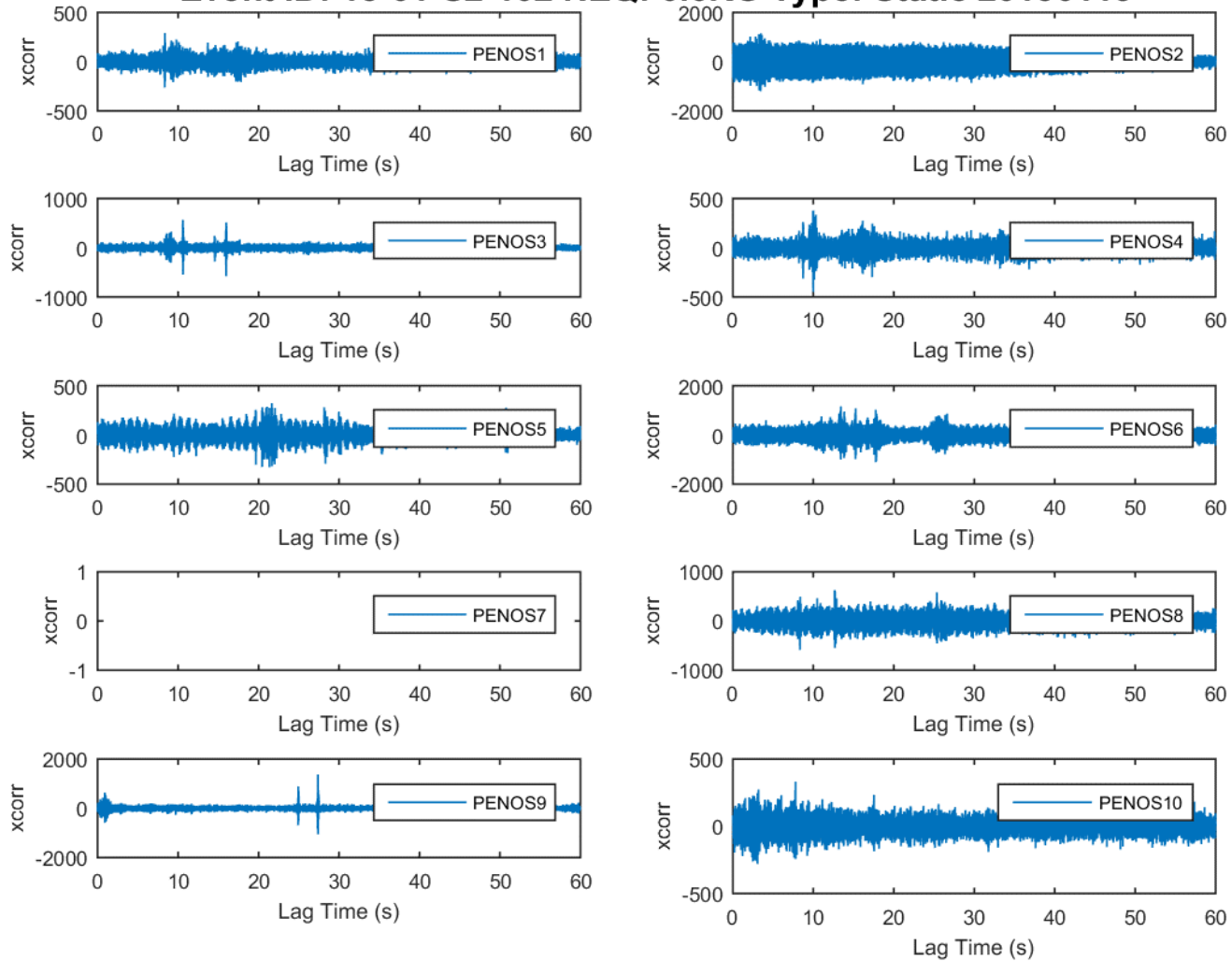
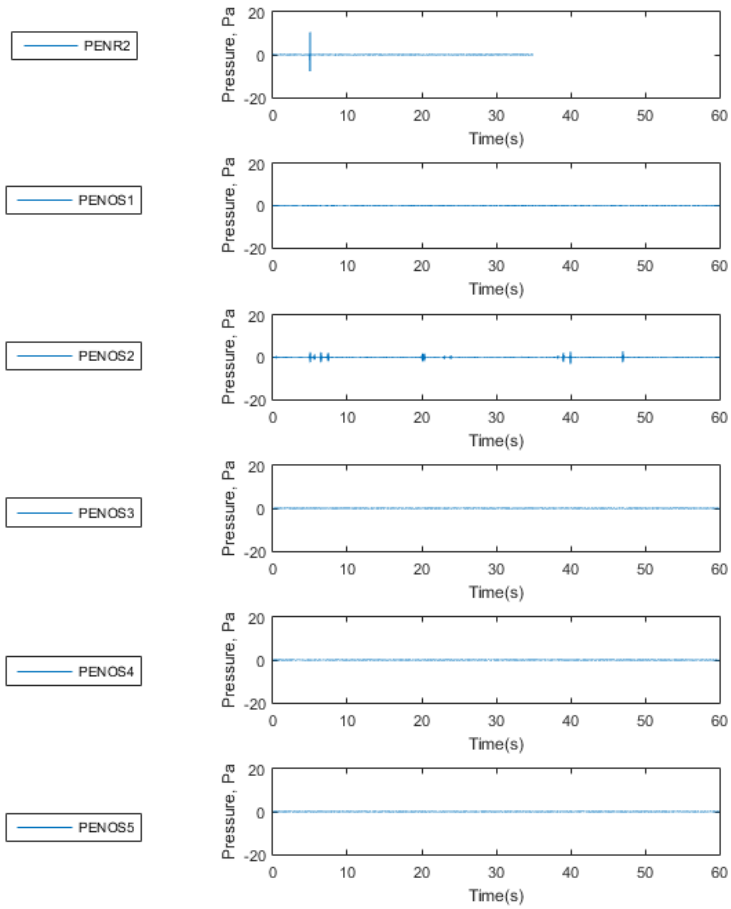


FIGURE 2.200: CROSS CORRELATION PEN_OS 1 - 10 15-01-S2-102



Event ID: 15-01-S2-103 NEQ: 0.6KG Type: Static 20150113

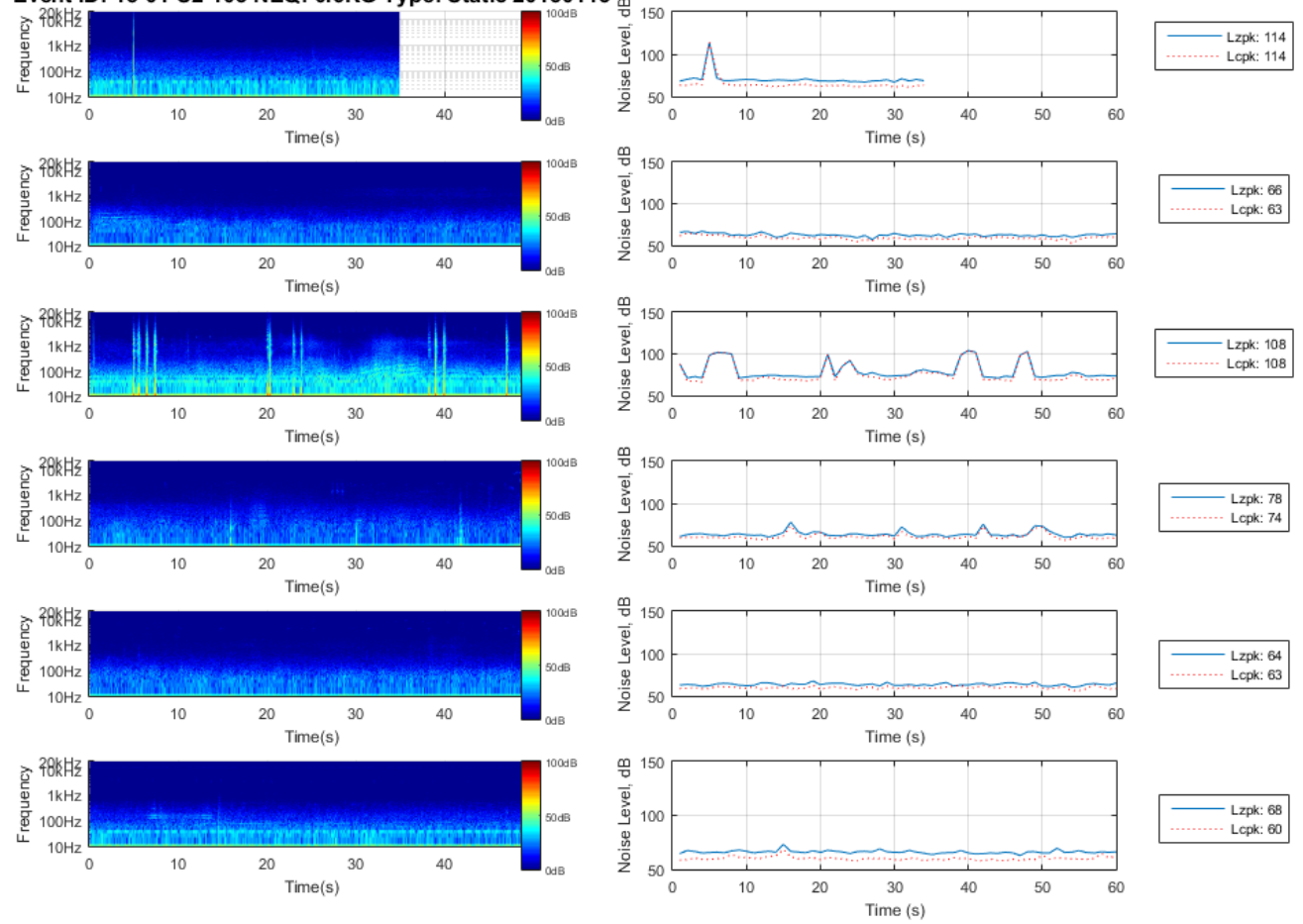


FIGURE 2.201: PEN_OS 1 - 5 15-01-S2-103

Event ID: 15-01-S2-103 NEQ: 0.6KG Type: Static 20150113 CTD

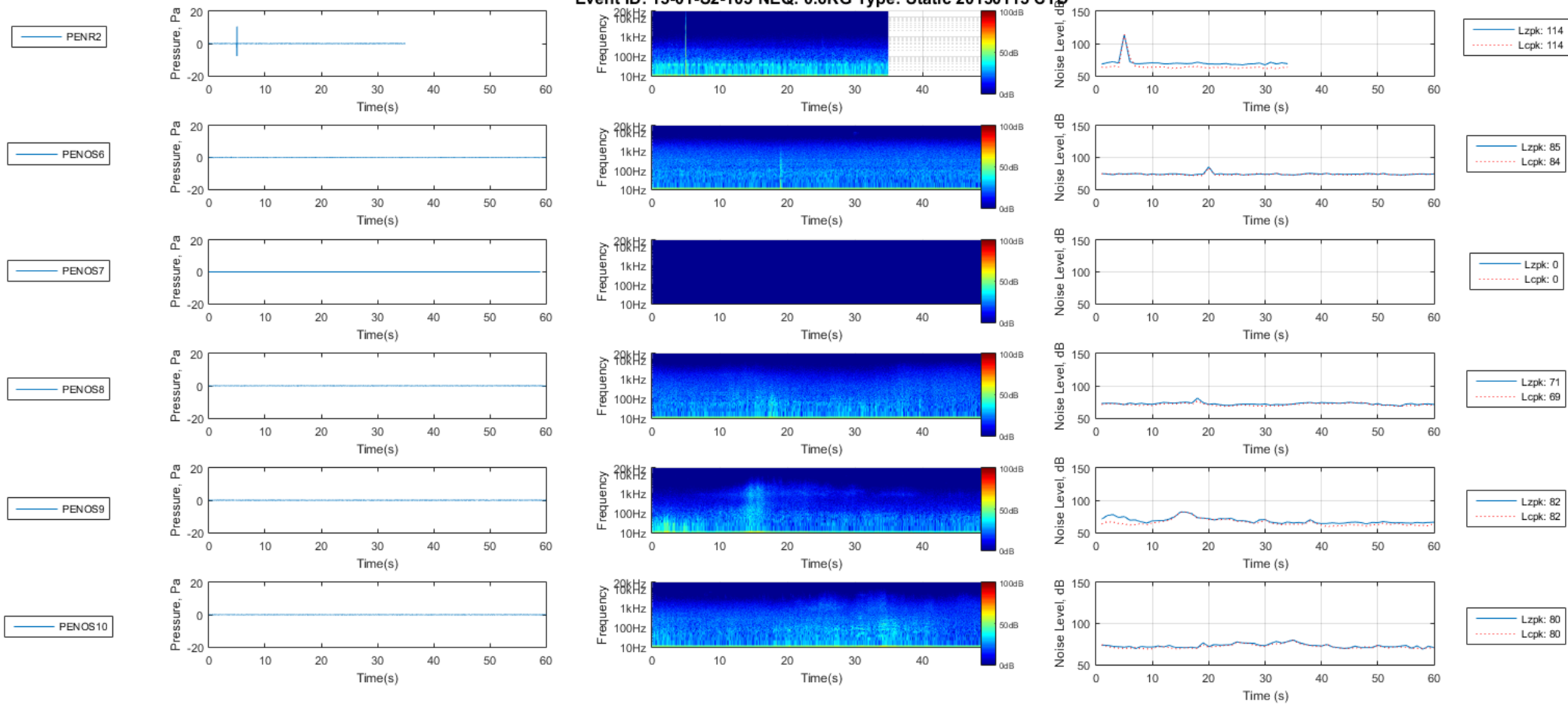


FIGURE 2.202: PEN_OS 6 - 10 15-01-S2-103

Event ID: 15-01-S2-103 NEQ: 0.6KG Type: Static 20150113

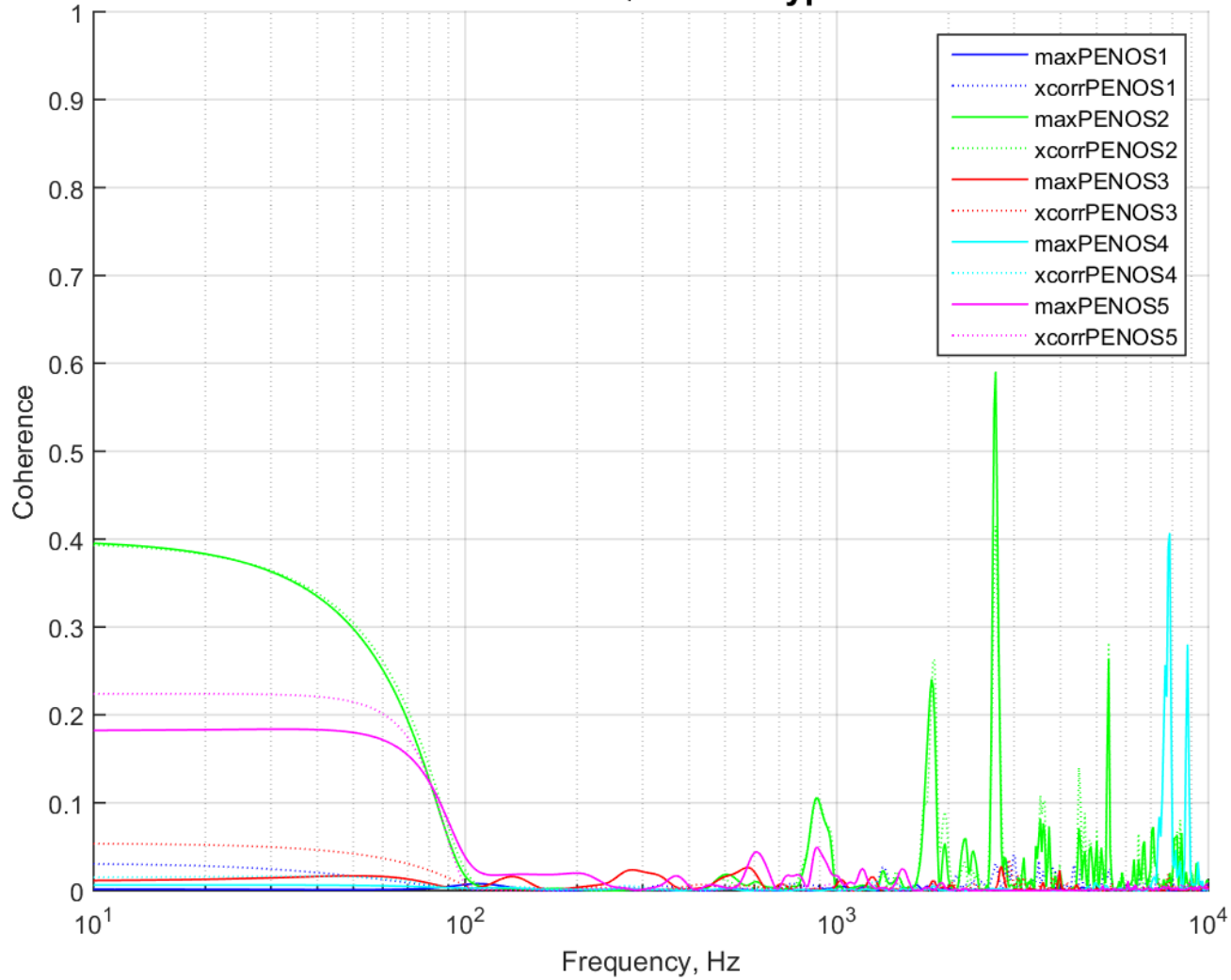


FIGURE 2.203: COHERENCE PEN_OS 1 - 5 15-01-S2-103

Event ID: 15-01-S2-103 NEQ: 0.6KG Type: Static 20150113

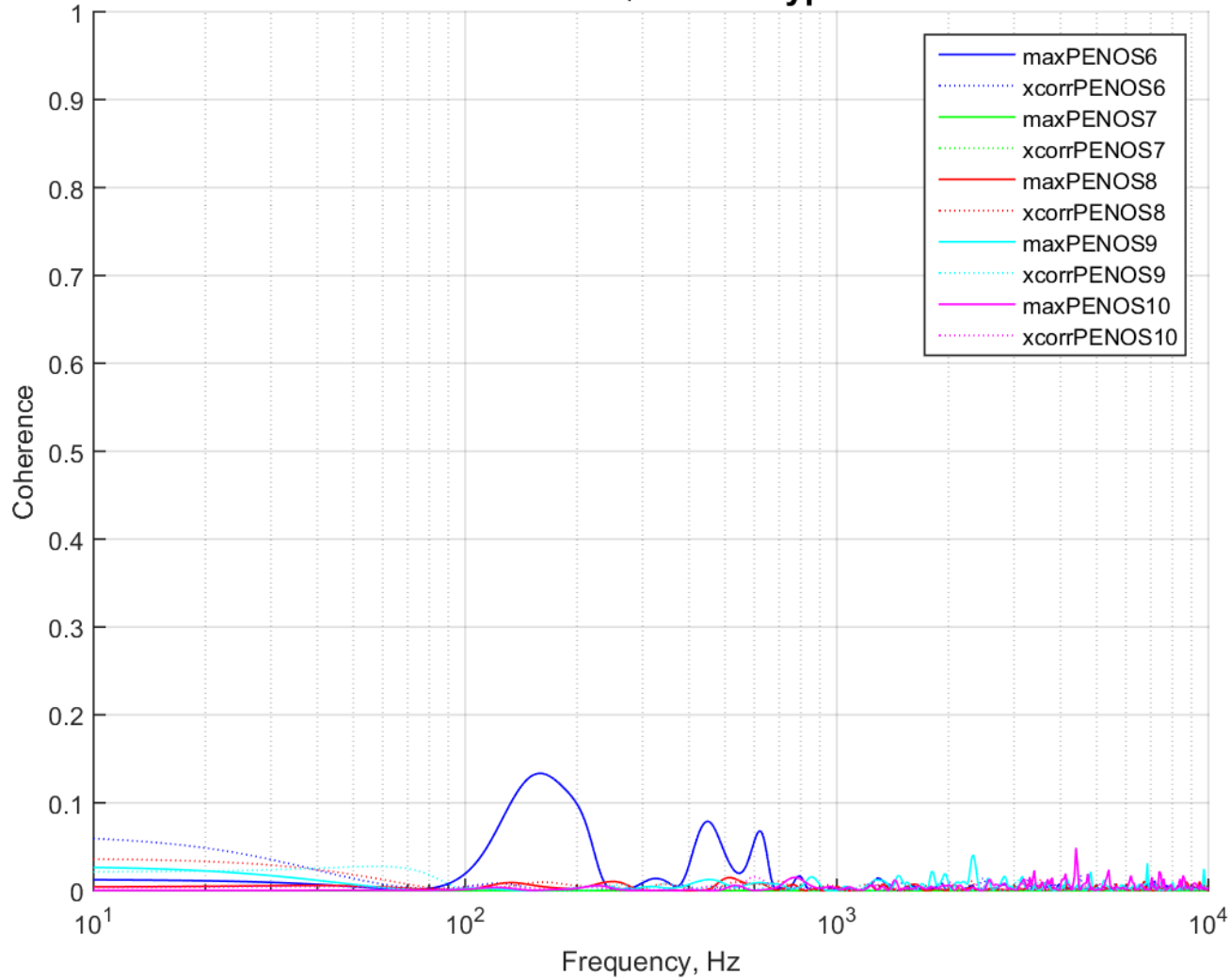


FIGURE 2.204: COHERENCE PEN_OS 6 - 10 15-01-S2-103CTD

Event ID: 15-01-S2-103 NEQ: 0.6KG Type: Static 20150113

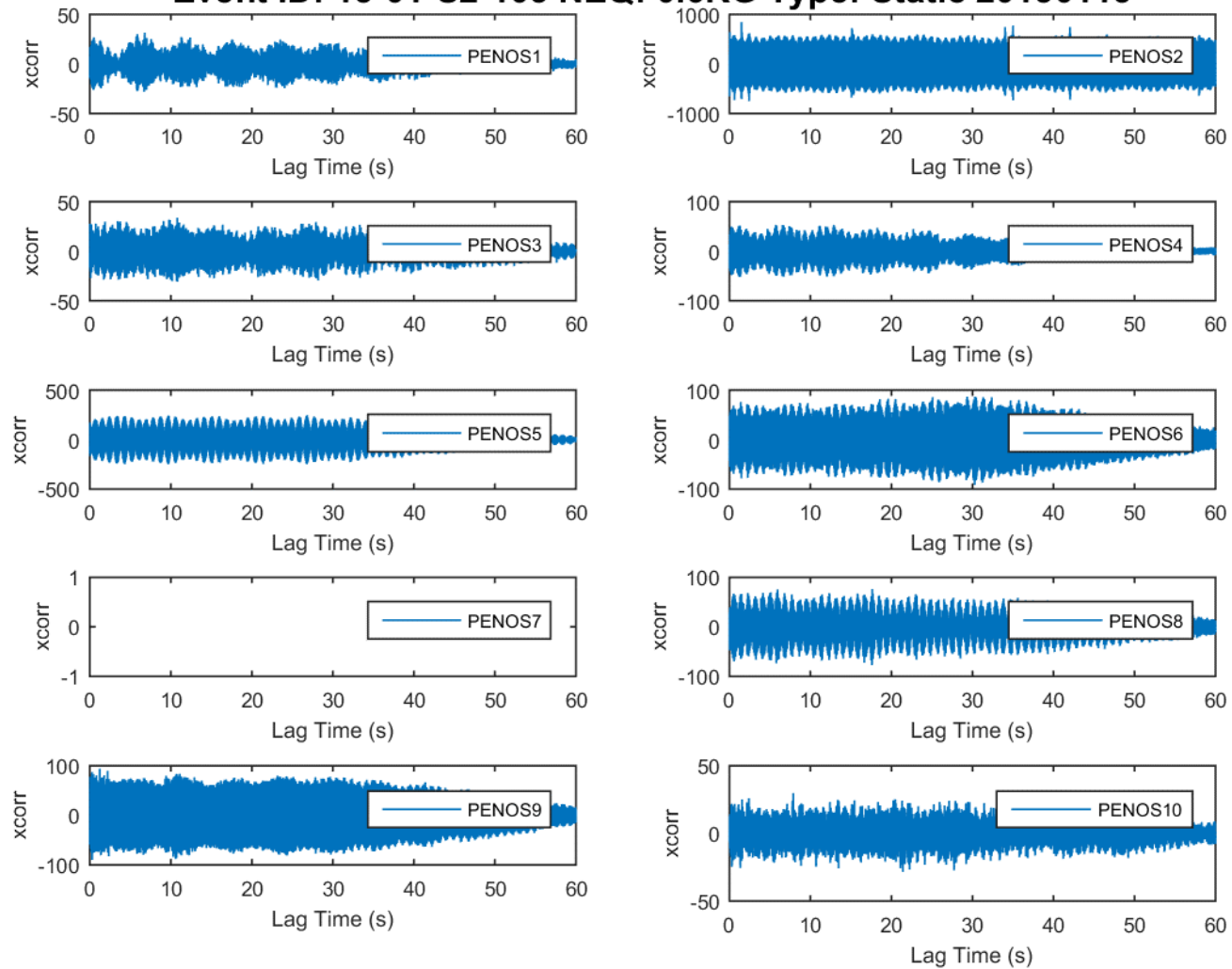


FIGURE 2.205: CROSS CORRELATION PEN_OS 1 - 10 15-01-S2-103

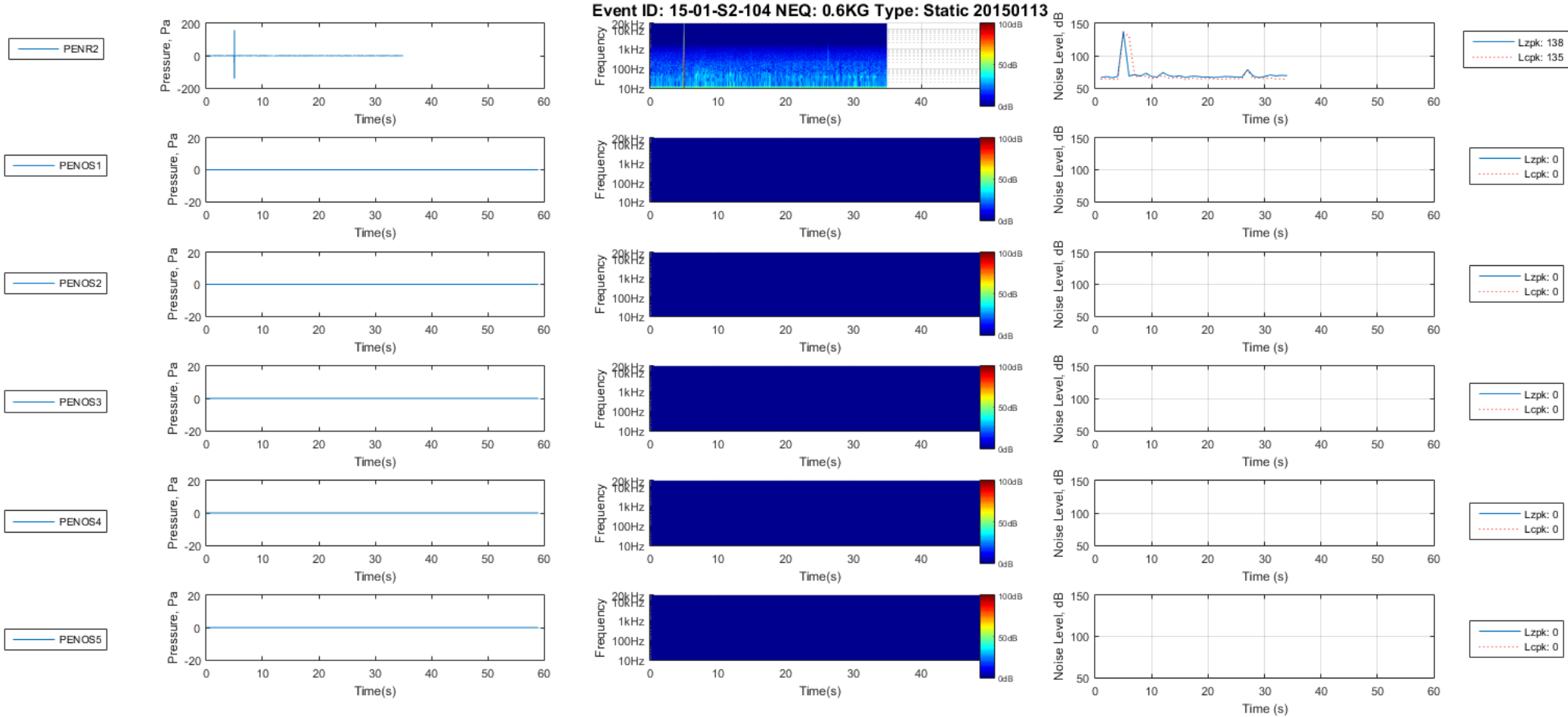


FIGURE 2.206: PEN_OS 1 - 5 15-01-S2-104

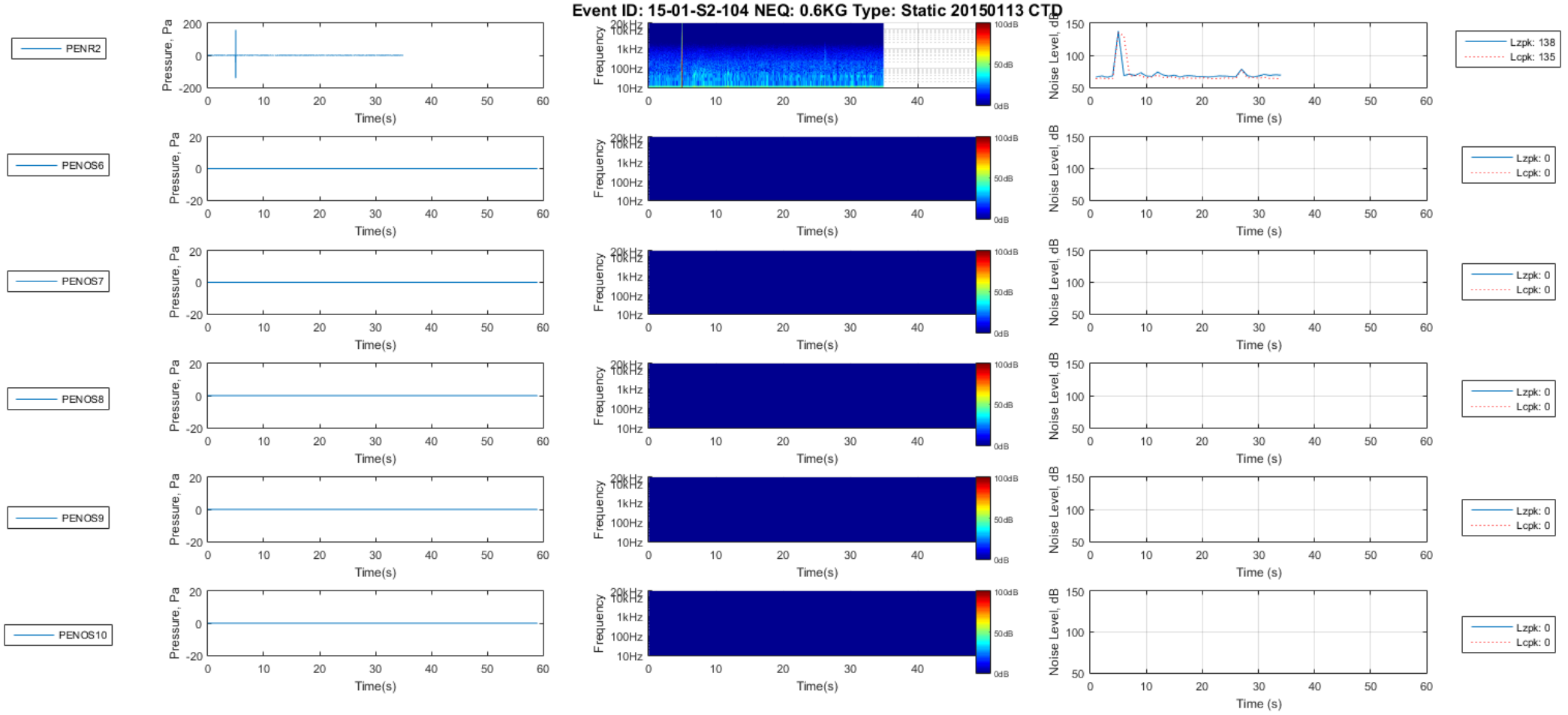


FIGURE 2.207: PEN_OS 6 - 10 15-01-S2-104

Event ID: 15-01-S2-104 NEQ: 0.6KG Type: Static 20150113

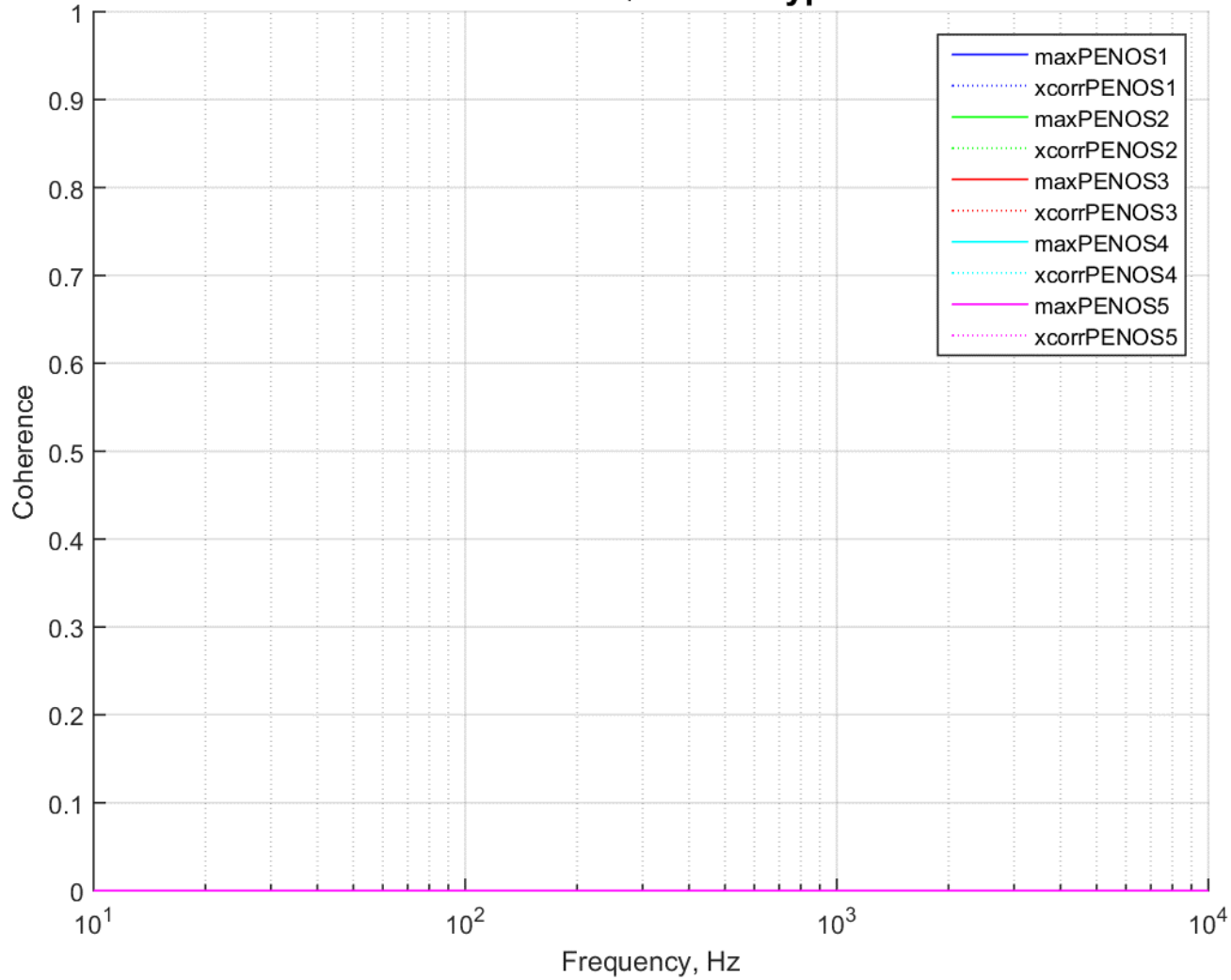


FIGURE 2.208: COHERENCE PEN_OS 1 - 5 15-01-S2-104

Event ID: 15-01-S2-104 NEQ: 0.6KG Type: Static 20150113

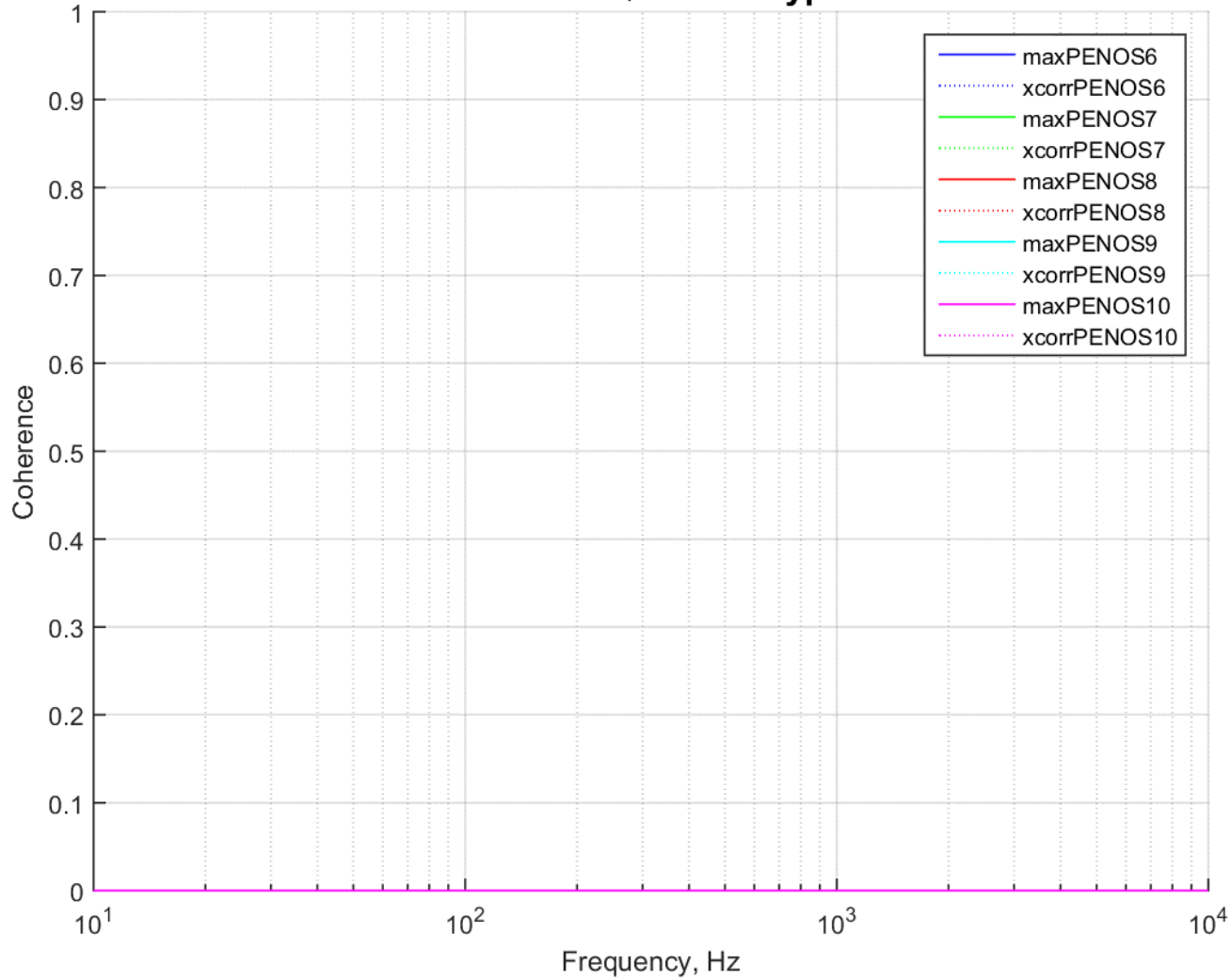


FIGURE 2.209: COHERENCE PEN_OS 6 - 10 15-01-S2-104CTD

Event ID: 15-01-S2-104 NEQ: 0.6KG Type: Static 20150113

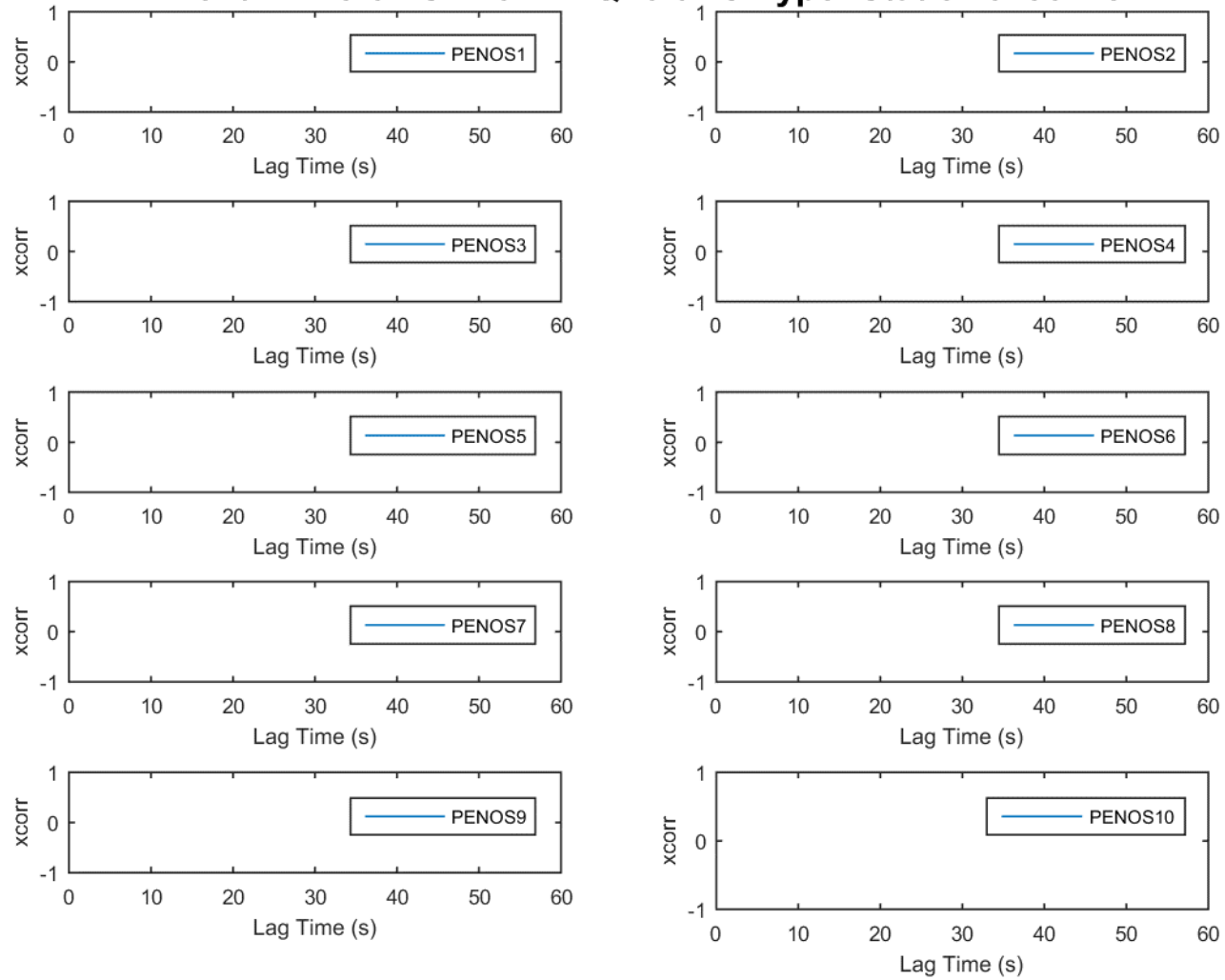
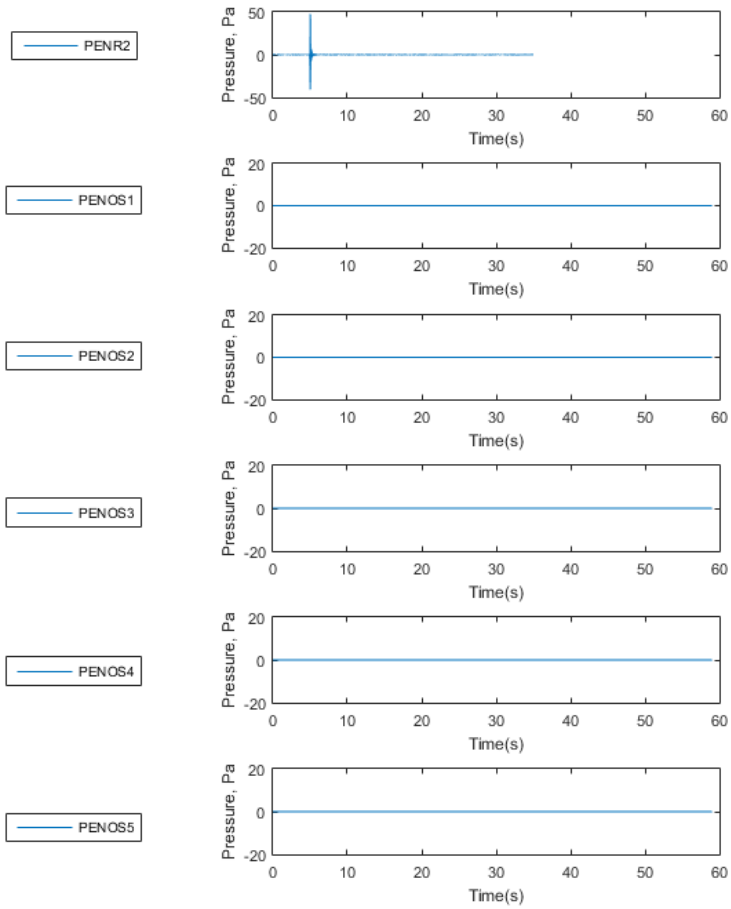


FIGURE 2.210: CROSS CORRELATION PEN_OS 1 - 10 15-01-S2-104



Event ID: 15-01-S2-105 NEQ: 0.6KG Type: Static 20150113

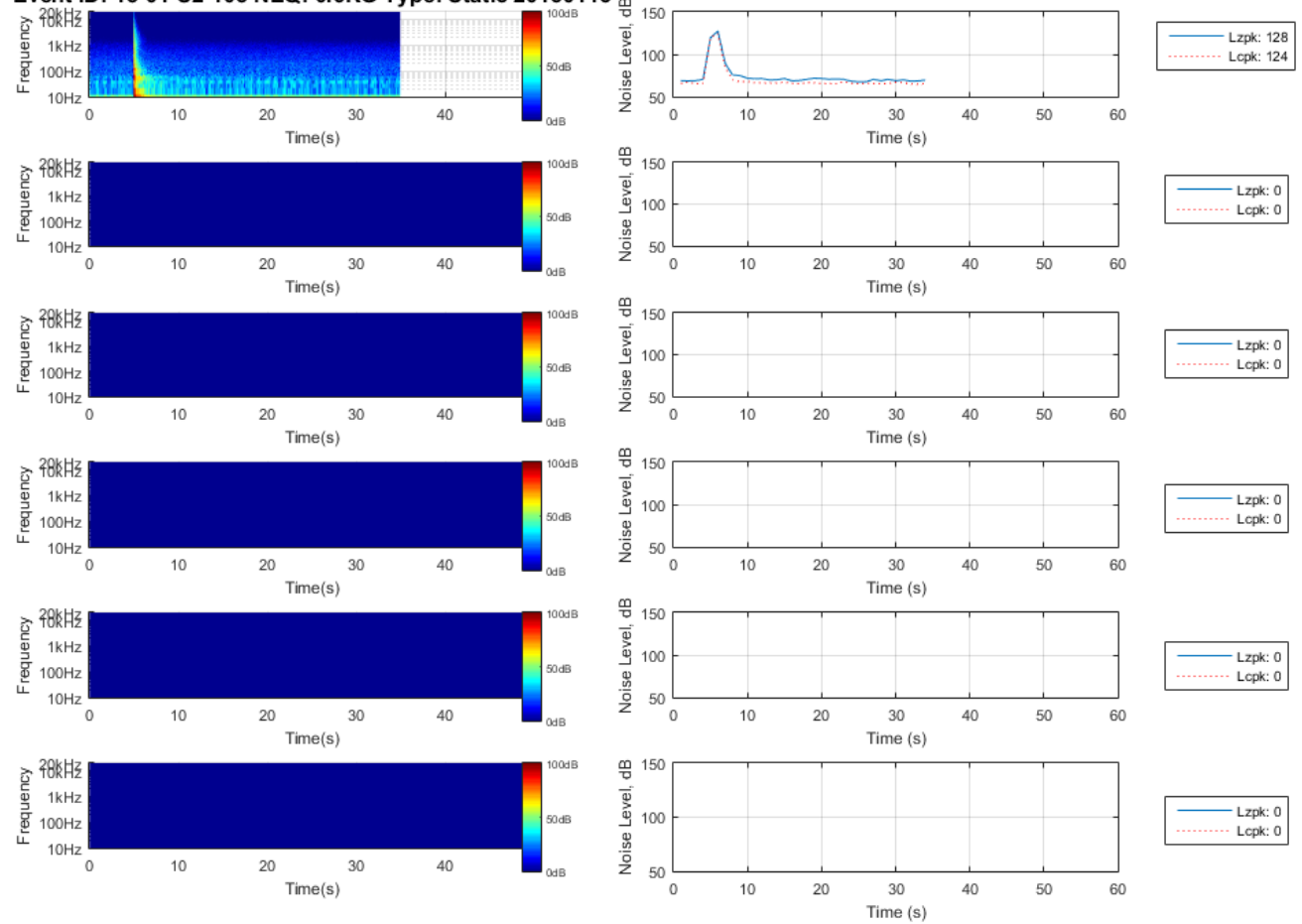


FIGURE 2.211: PEN_OS 1 - 5 15-01-S2-105

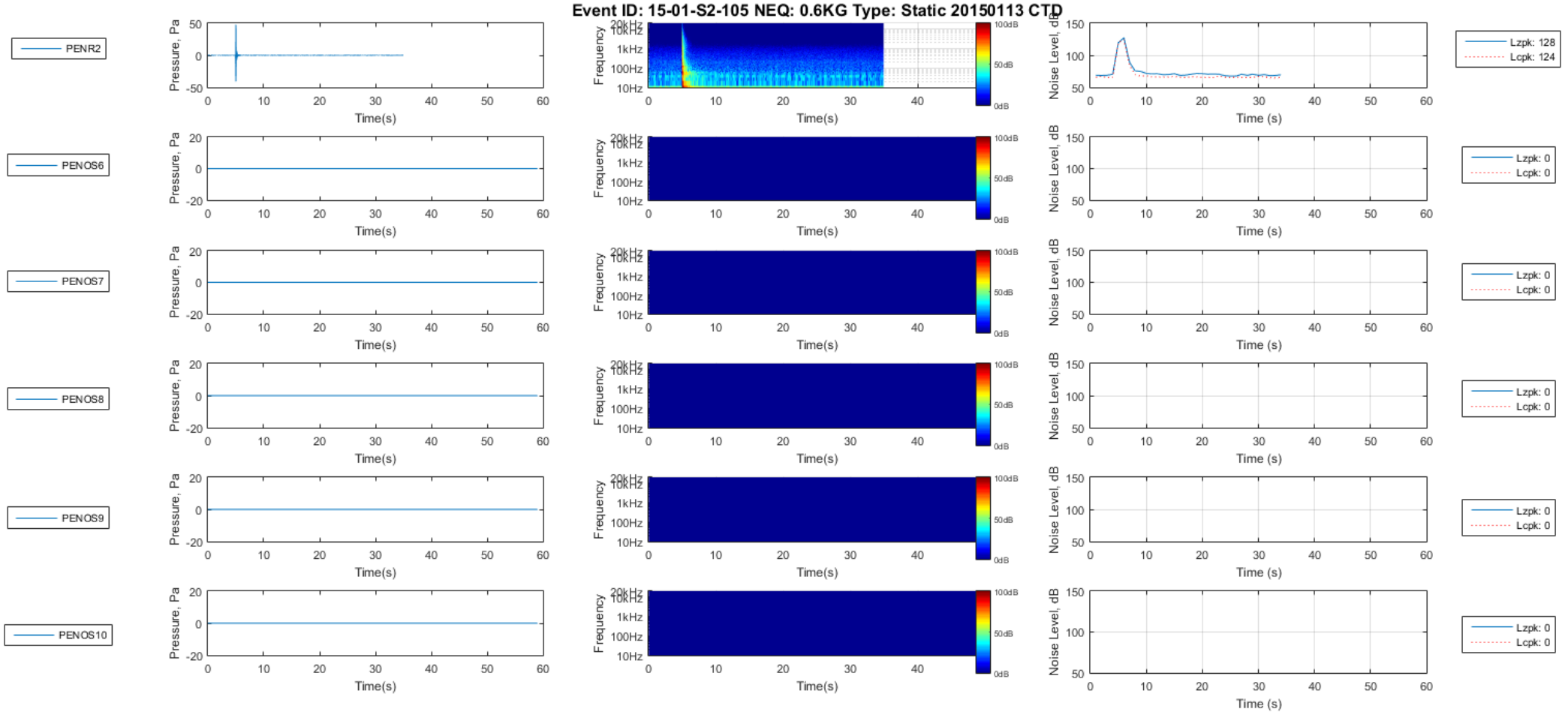


FIGURE 2.212: PEN_OS 6 - 10 15-01-S2-105

Event ID: 15-01-S2-105 NEQ: 0.6KG Type: Static 20150113

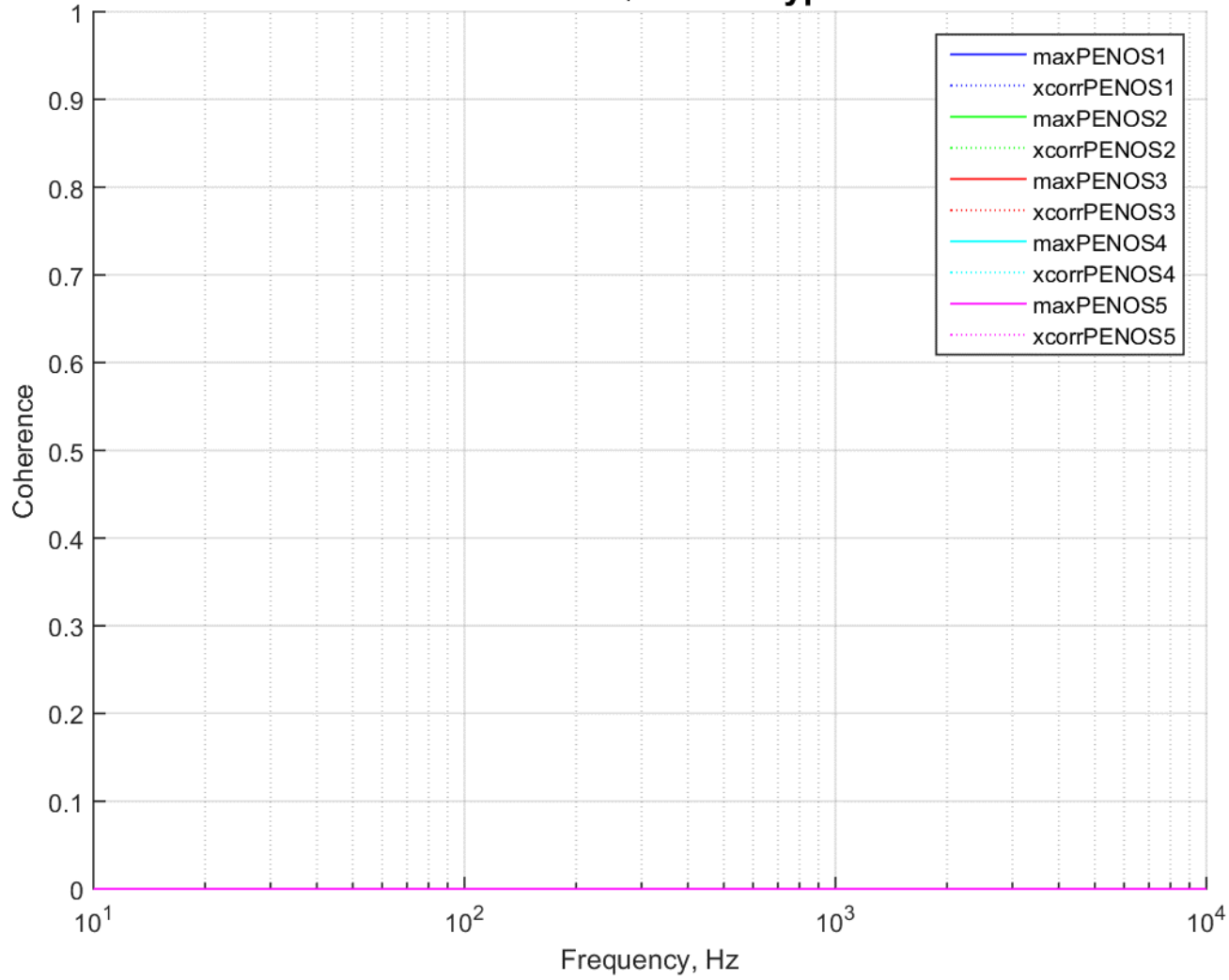


FIGURE 2.213: COHERENCE PEN_OS 1 - 5 15-01-S2-105

Event ID: 15-01-S2-105 NEQ: 0.6KG Type: Static 20150113

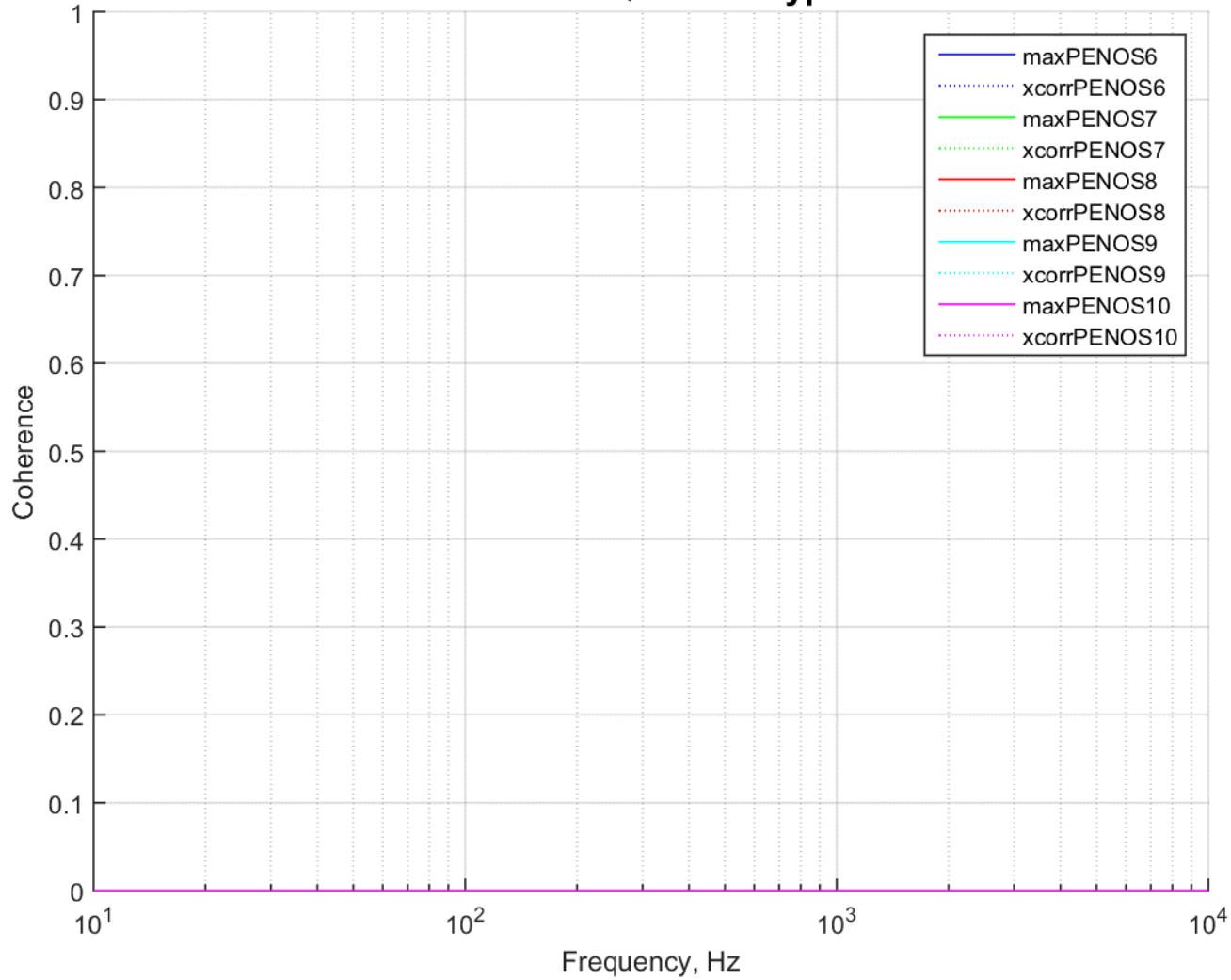


FIGURE 2.214: COHERENCE PEN_OS 6 - 10 15-01-S2-105CTD

Event ID: 15-01-S2-105 NEQ: 0.6KG Type: Static 20150113

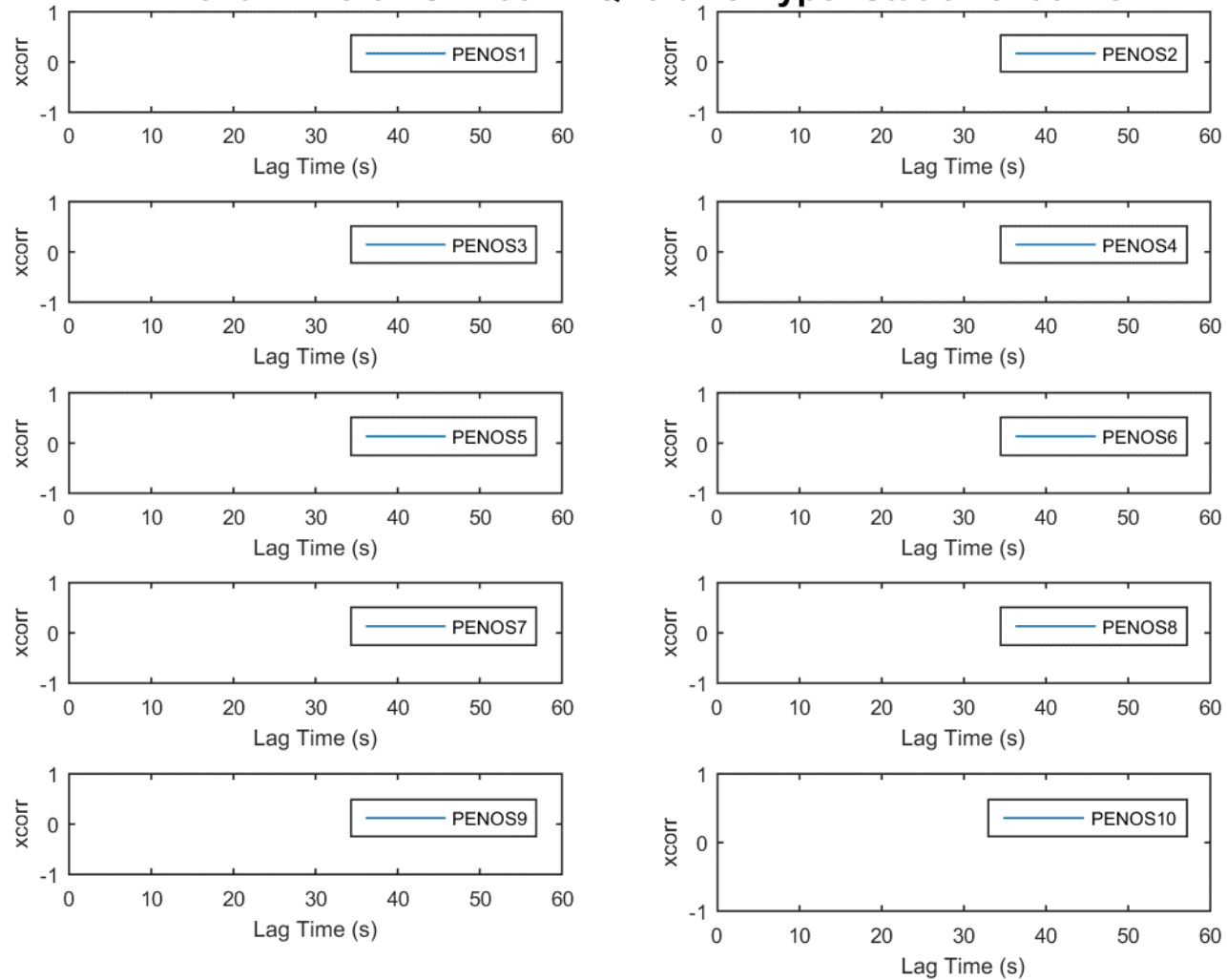


FIGURE 2.215: CROSS CORRELATION PEN_OS 1 - 10 15-01-S2-105

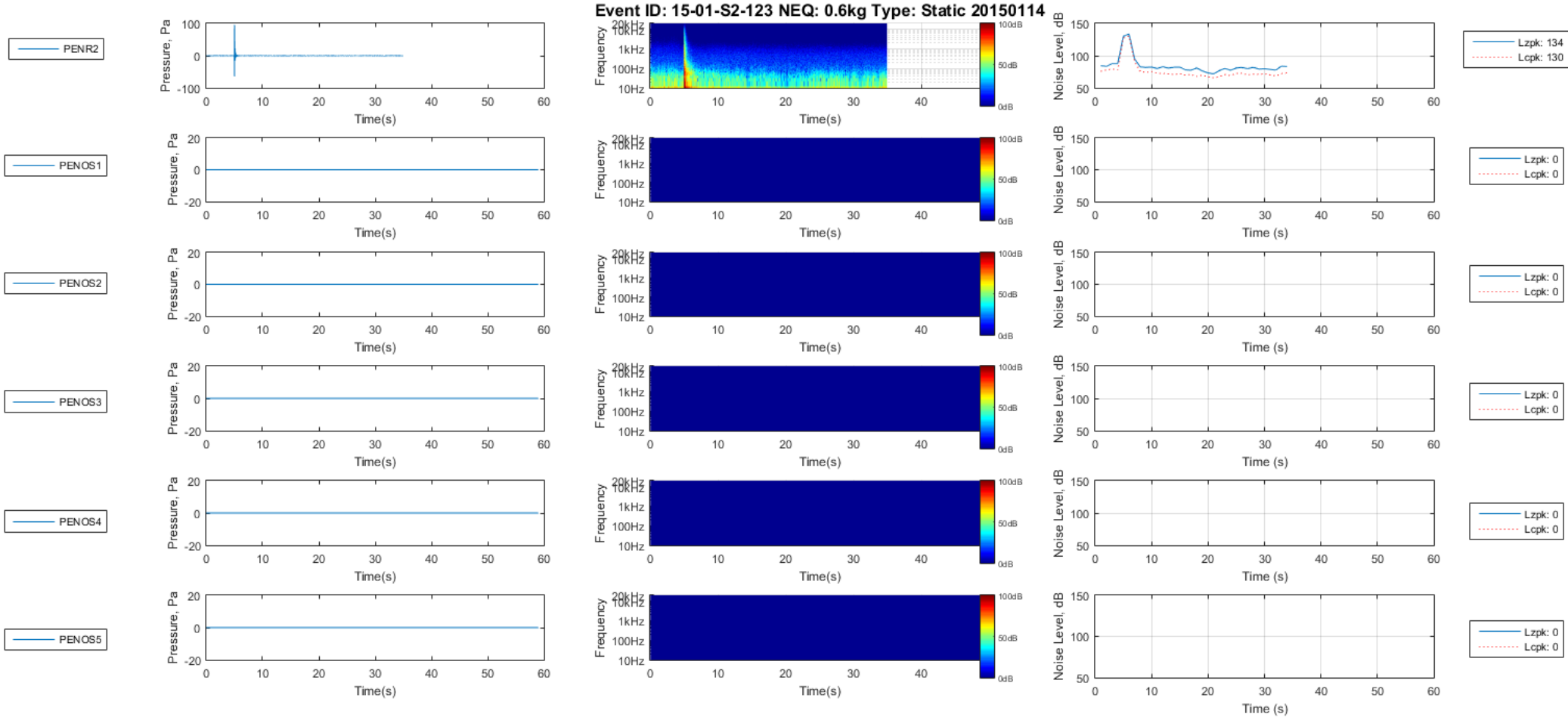


FIGURE 2.216: PEN_OS 1 - 5 15-01-S2-123

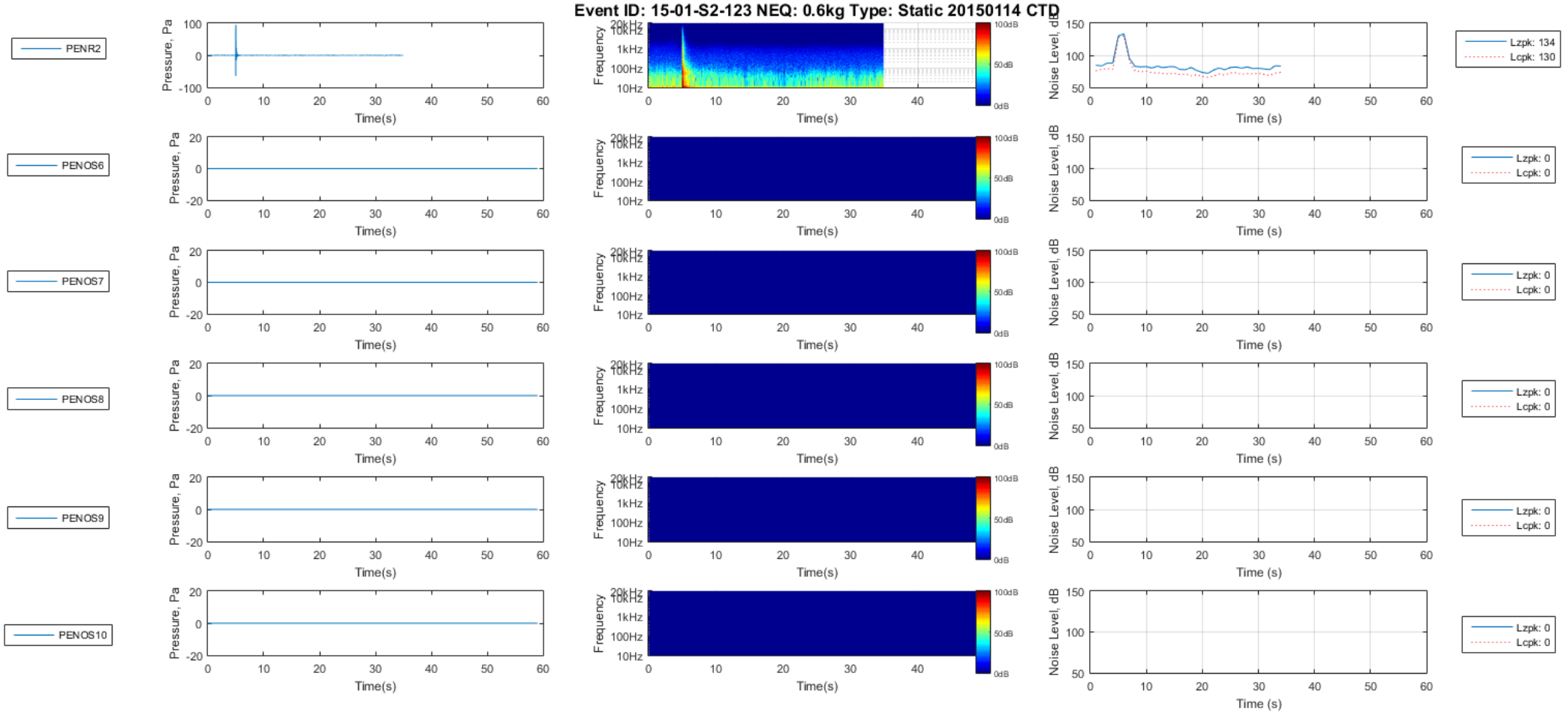


FIGURE 2.217: PEN_OS 6 - 10 15-01-S2-123

Event ID: 15-01-S2-123 NEQ: 0.6kg Type: Static 20150114

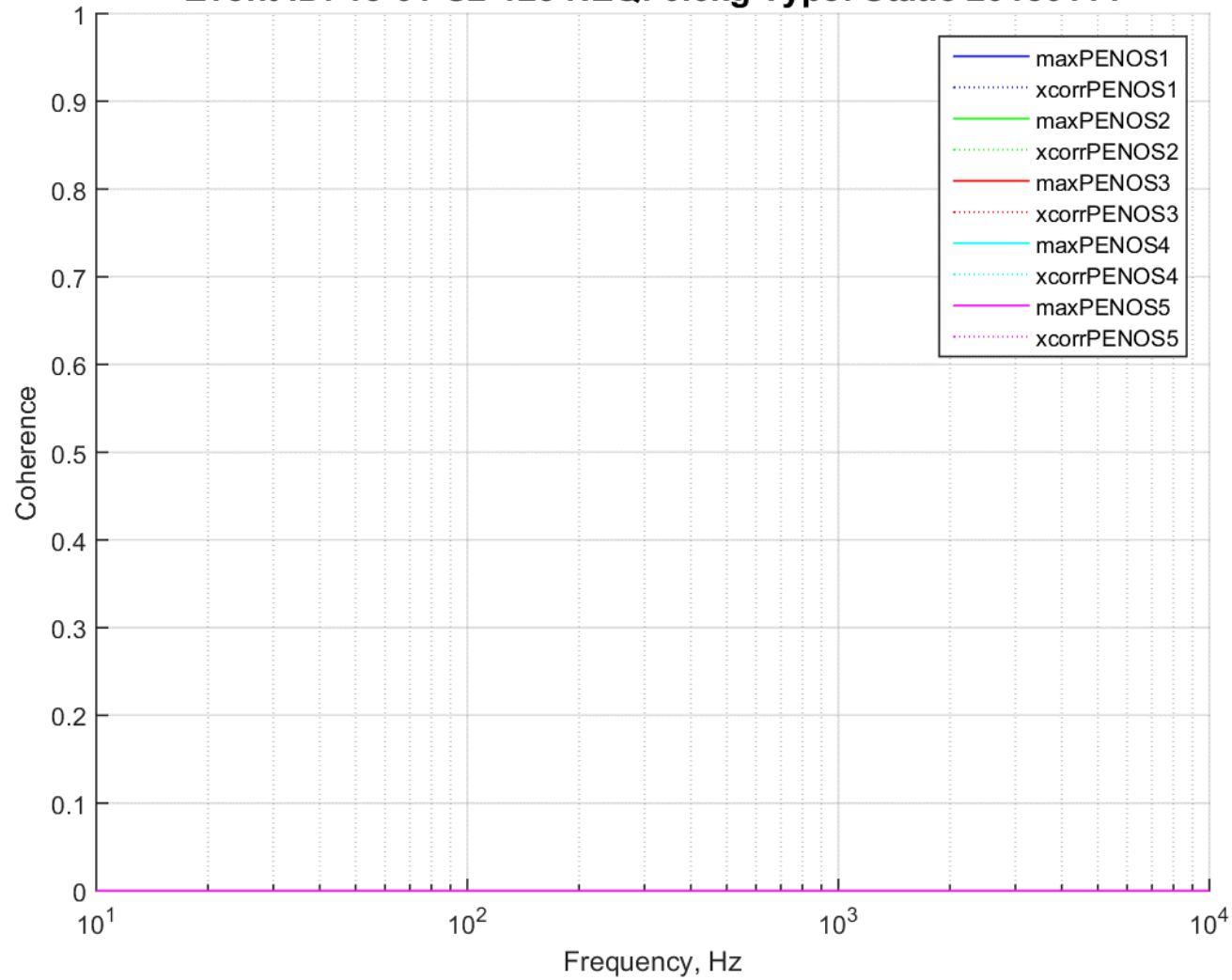


FIGURE 2.218: COHERENCE PEN_OS 1 - 5 15-01-S2-123

Event ID: 15-01-S2-123 NEQ: 0.6kg Type: Static 20150114

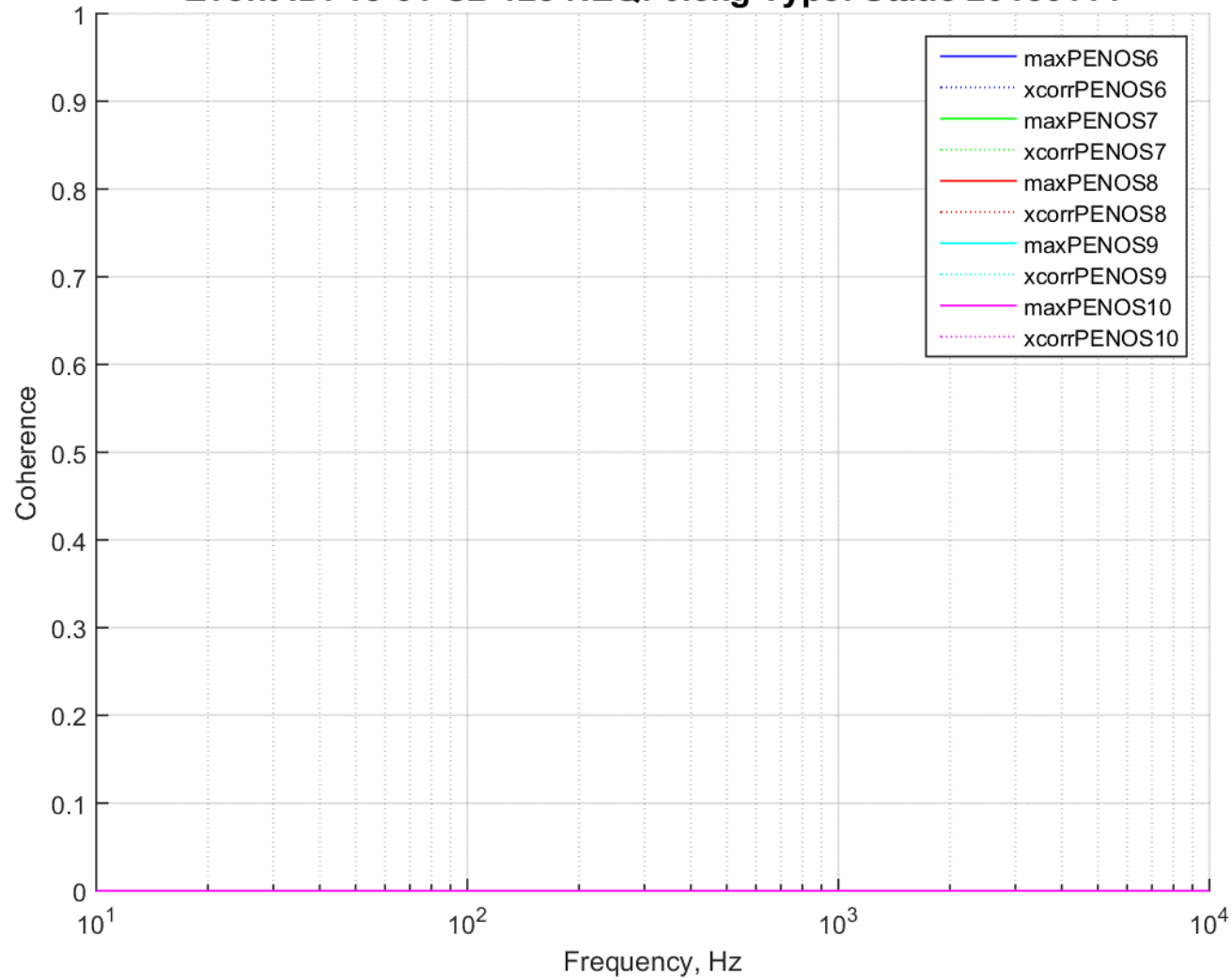


FIGURE 2.219: COHERENCE PEN_OS 6 - 10 15-01-S2-123CTD

Event ID: 15-01-S2-123 NEQ: 0.6kg Type: Static 20150114

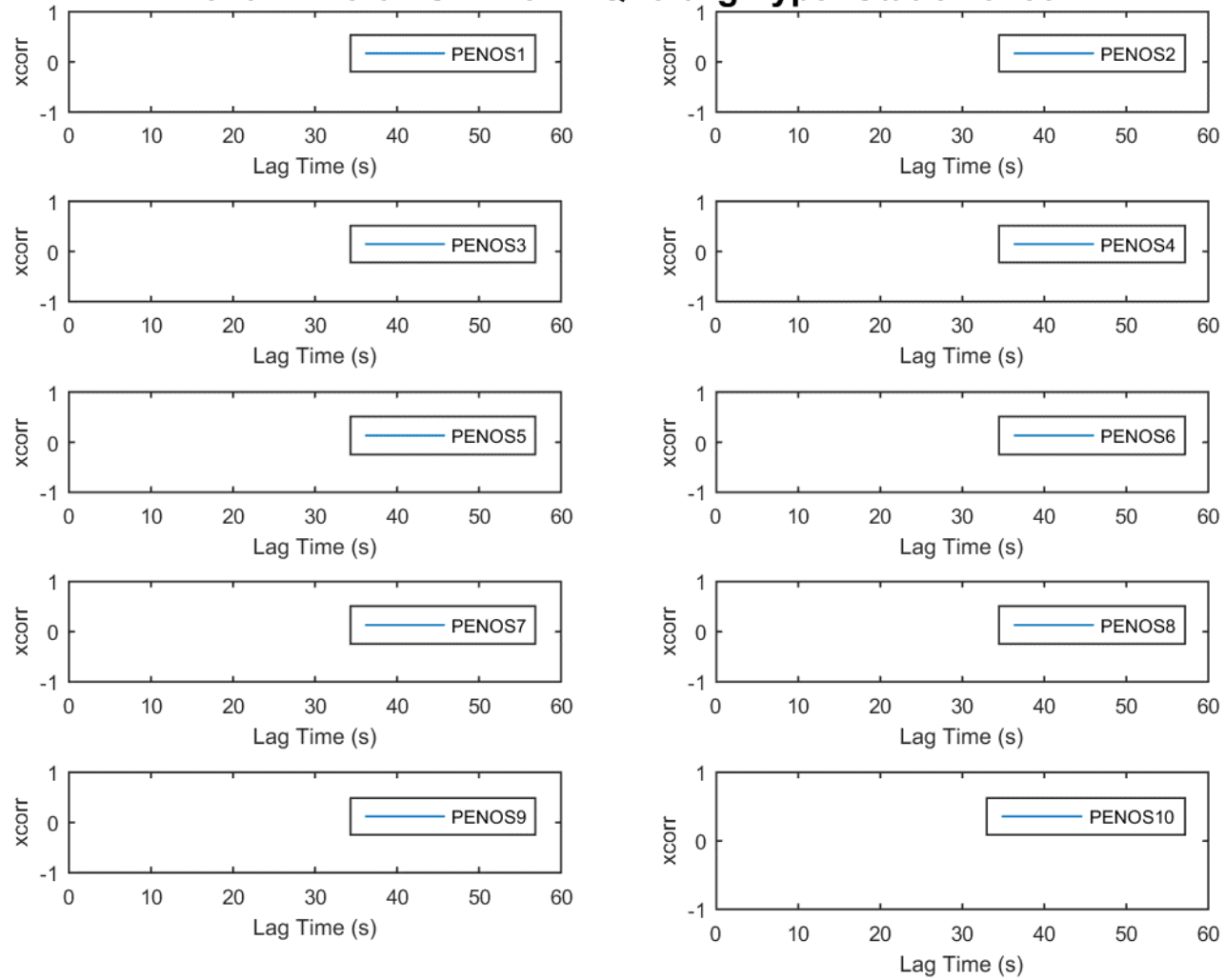


FIGURE 2.220: CROSS CORRELATION PEN_OS 1 - 10 15-01-S2-123

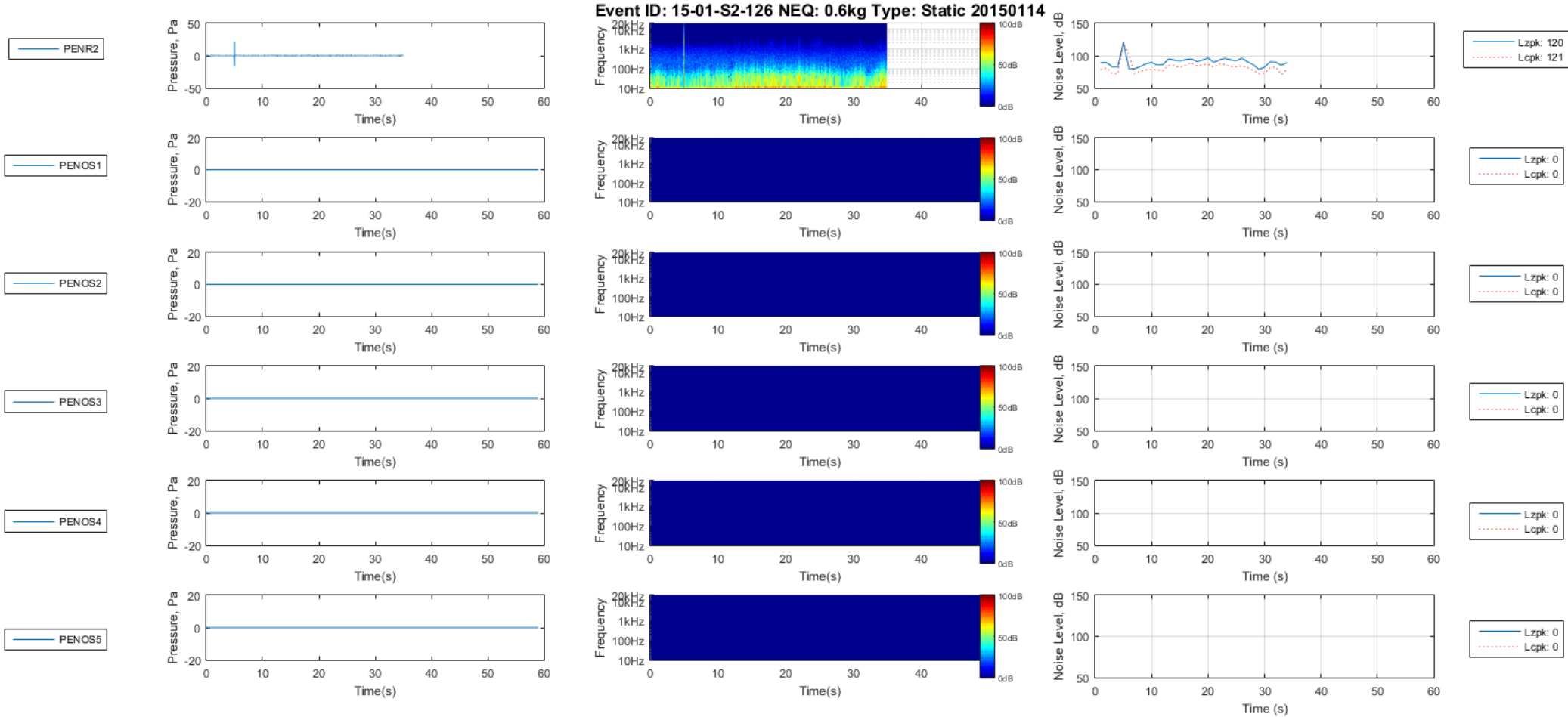


FIGURE 2.221: PEN_OS 1 - 5 15-01-S2-126

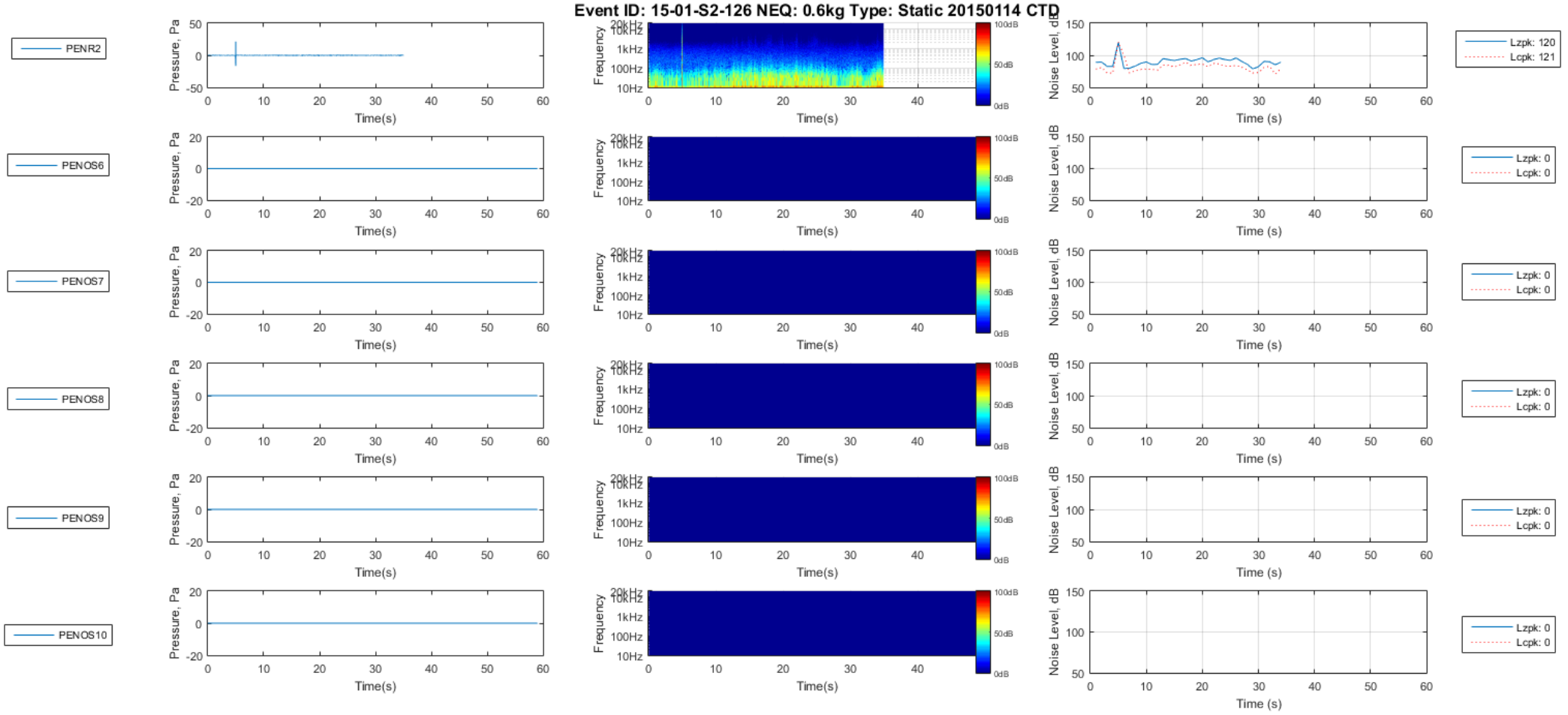


FIGURE 2.222: PEN_OS 6 - 10 15-01-S2-126

Event ID: 15-01-S2-126 NEQ: 0.6kg Type: Static 20150114

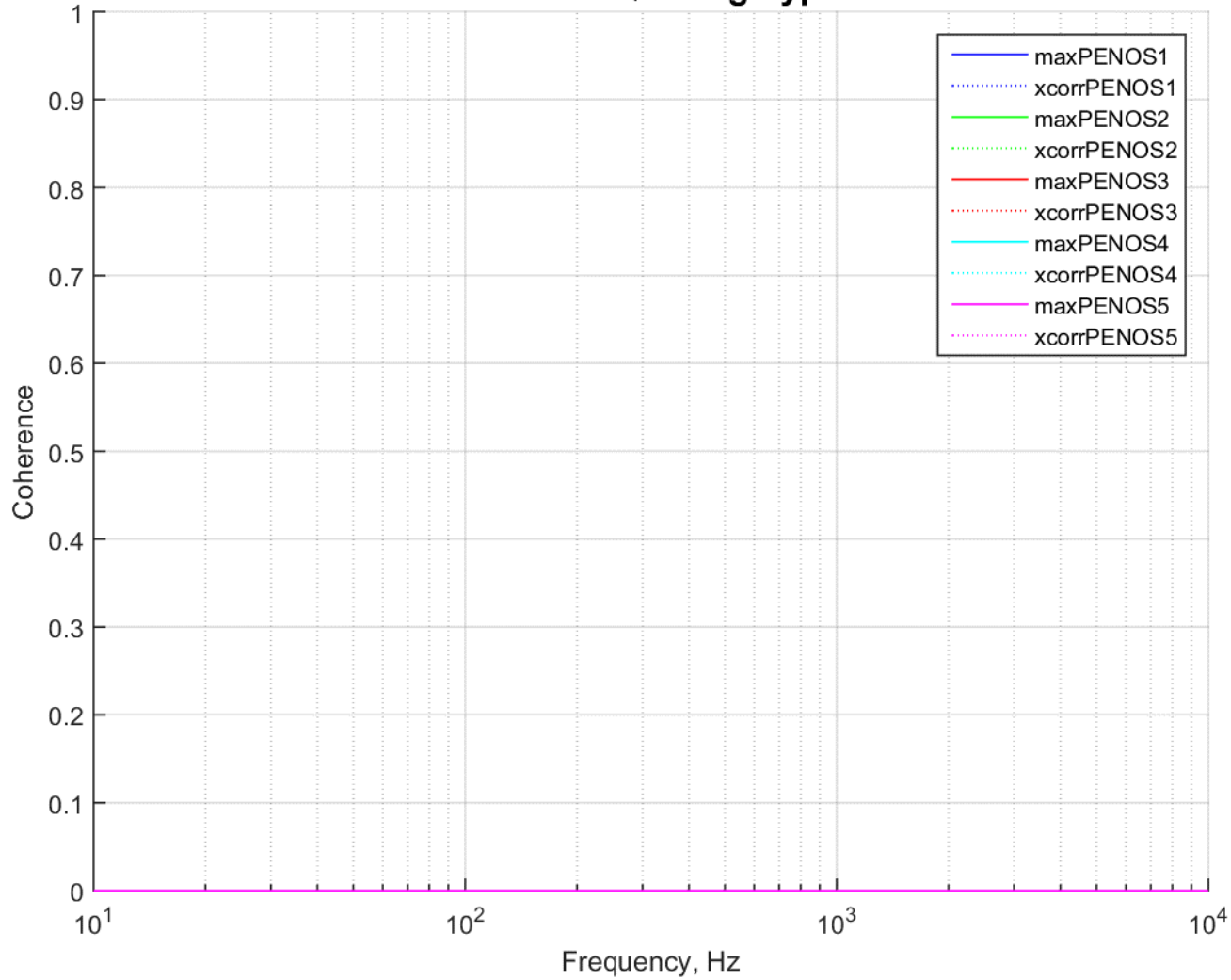


FIGURE 2.223: COHERENCE PEN_OS 1 - 5 15-01-S2-126

Event ID: 15-01-S2-126 NEQ: 0.6kg Type: Static 20150114

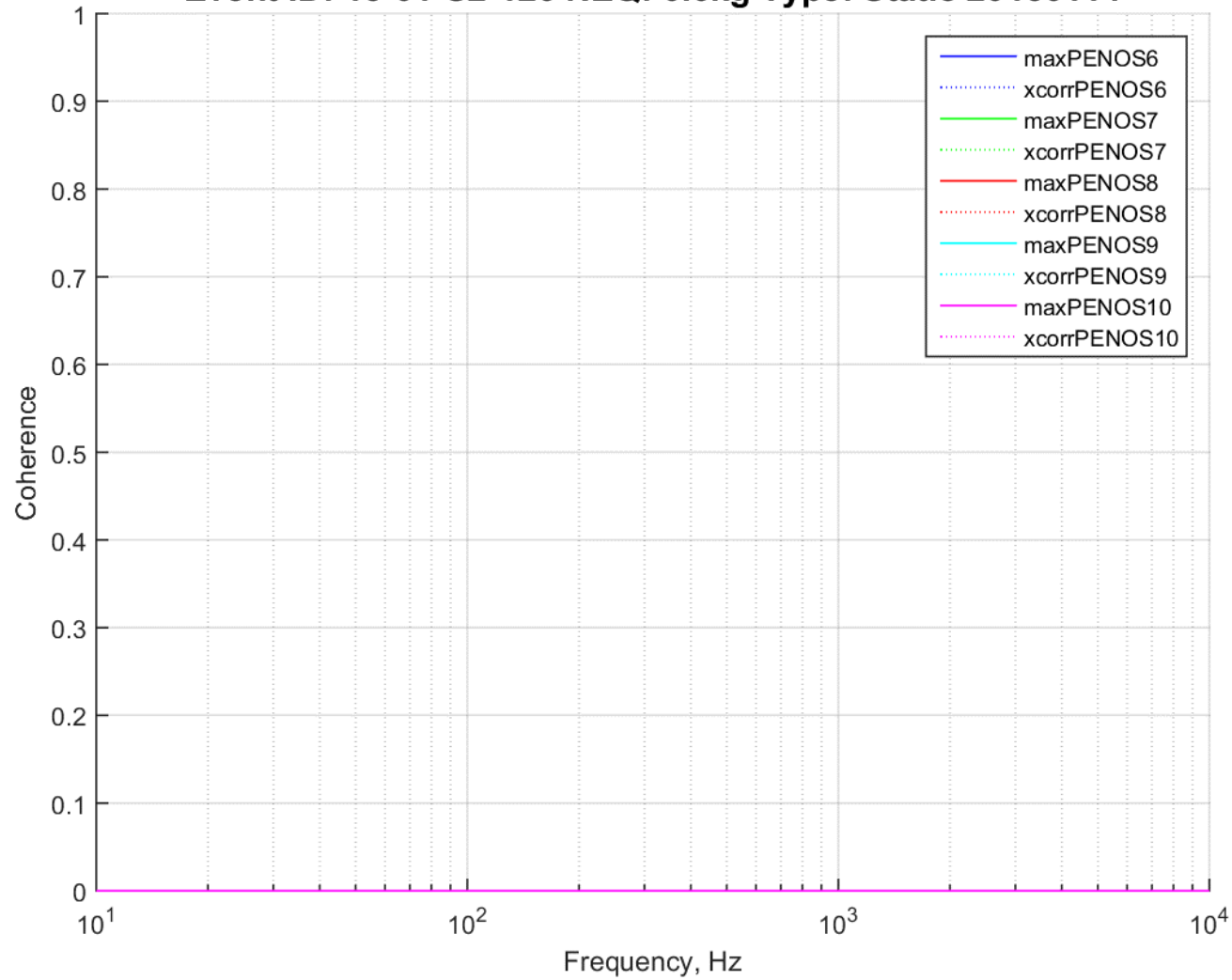


FIGURE 2.224: COHERENCE PEN_OS 6 - 10 15-01-S2-126CTD

Event ID: 15-01-S2-126 NEQ: 0.6kg Type: Static 20150114

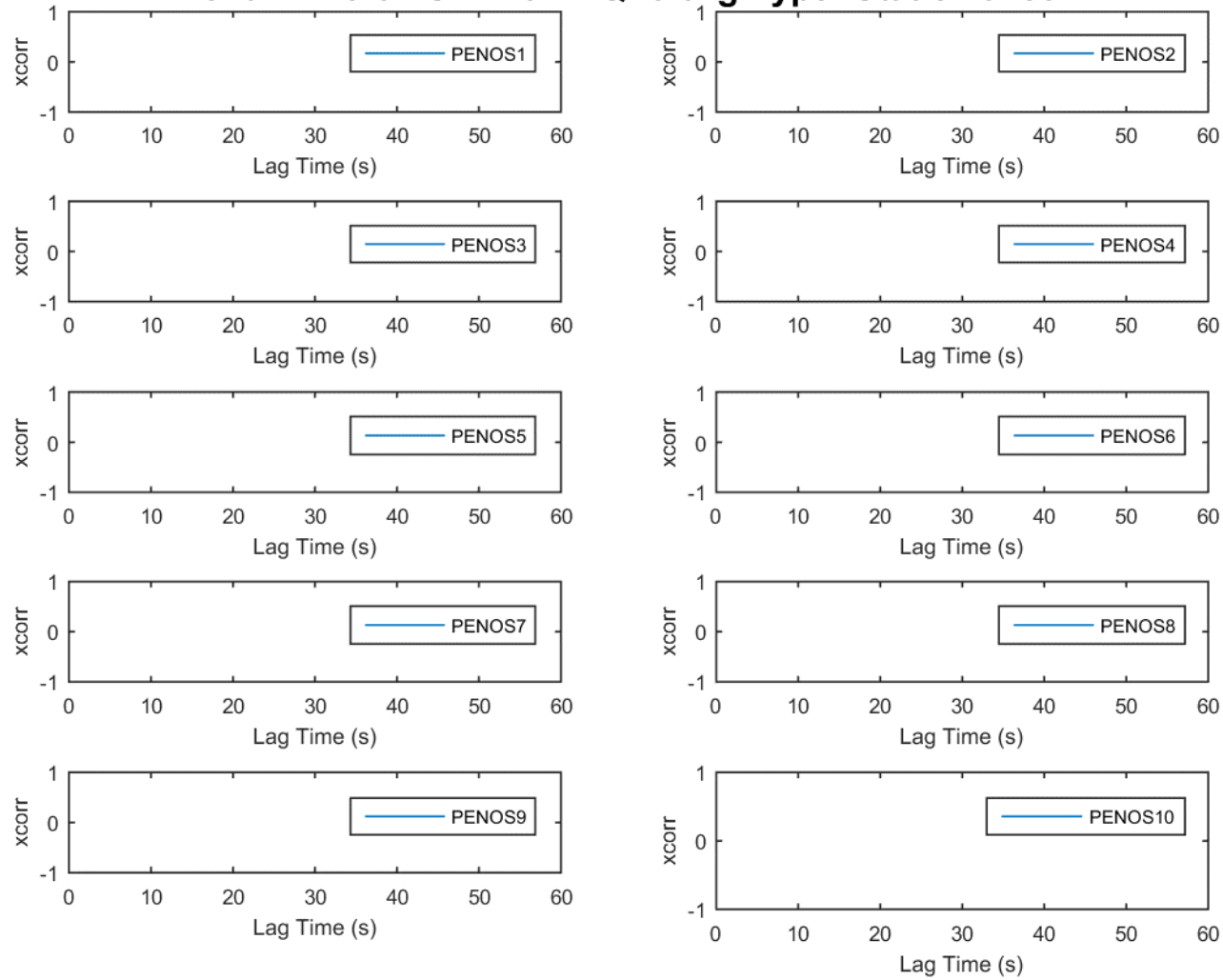


FIGURE 2.225: CROSS CORRELATION PEN_OS 1 - 10 15-01-S2-126

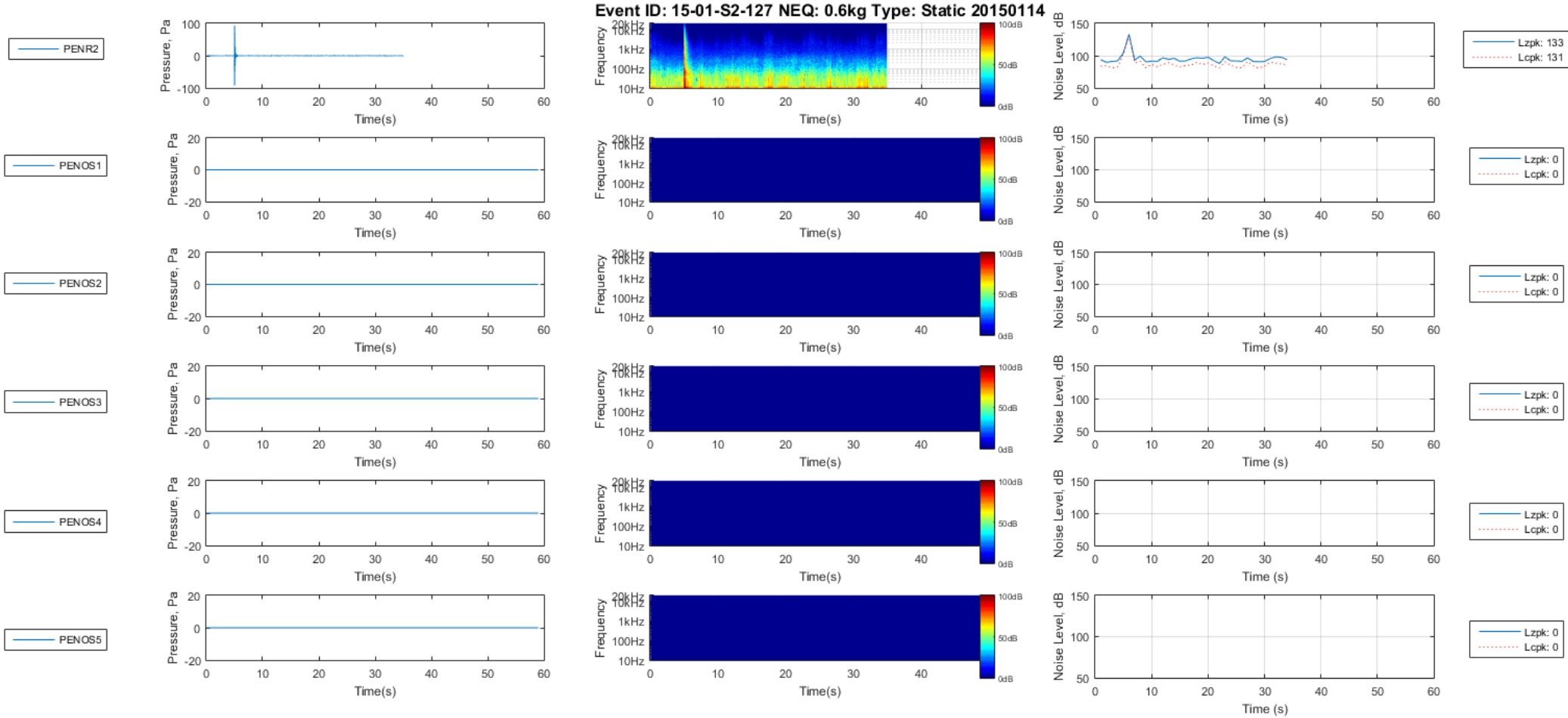


FIGURE 2.226: PEN_OS 1 - 5 15-01-S2-127

Event ID: 15-01-S2-127 NEQ: 0.6kg Type: Static 20150114 CTD

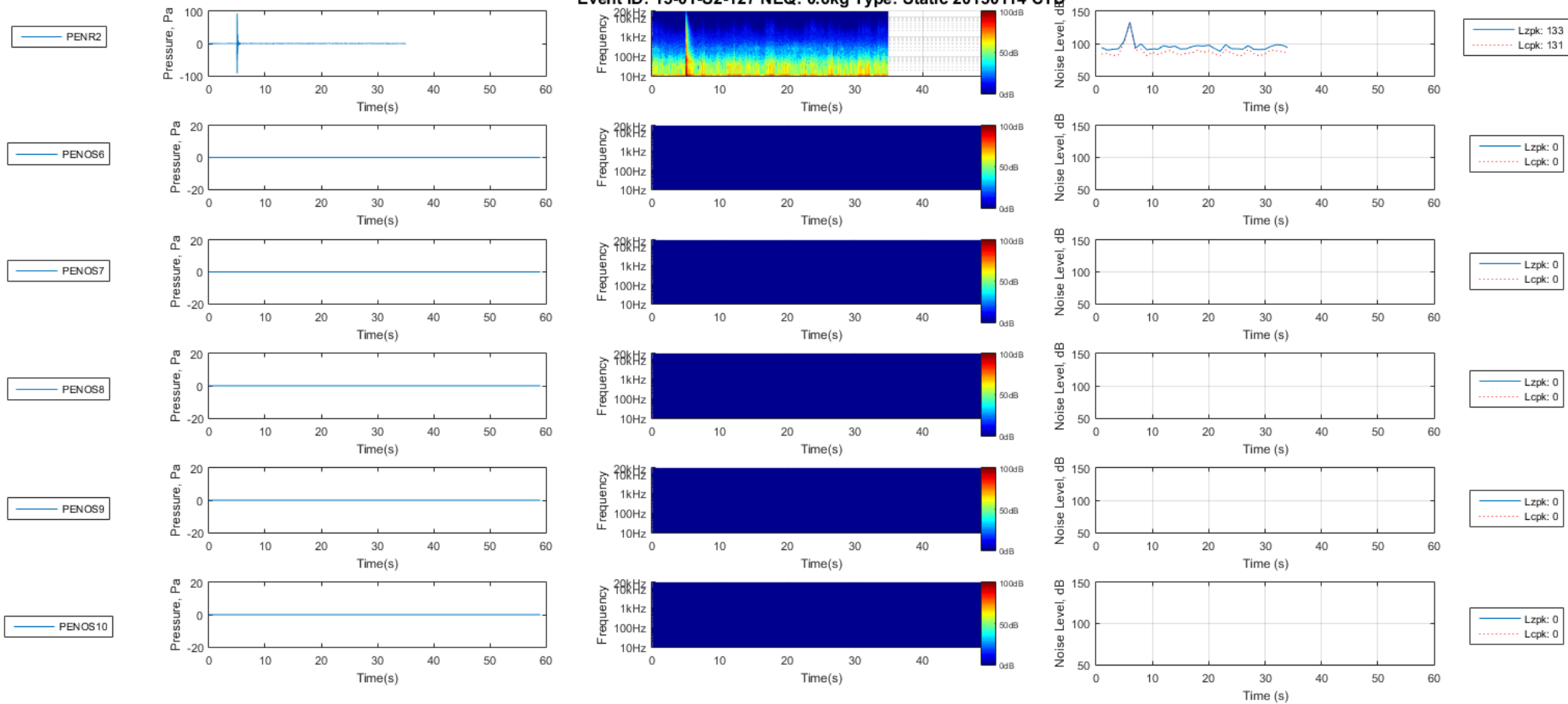


FIGURE 2.227: PEN_OS 6 - 10 15-01-S2-127

Event ID: 15-01-S2-127 NEQ: 0.6kg Type: Static 20150114

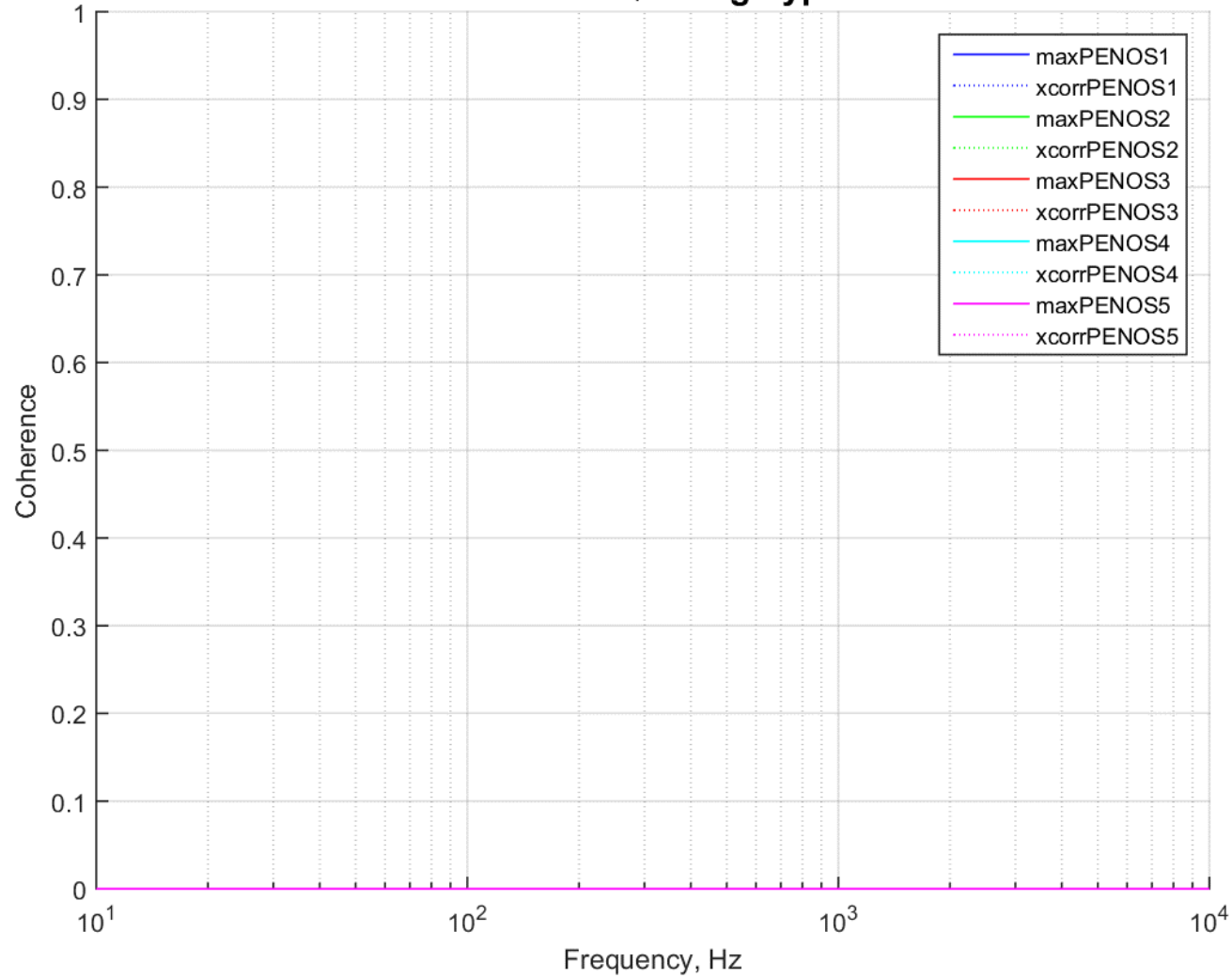


FIGURE 2.228: COHERENCE PEN_OS 1 - 5 15-01-S2-127

Event ID: 15-01-S2-127 NEQ: 0.6kg Type: Static 20150114

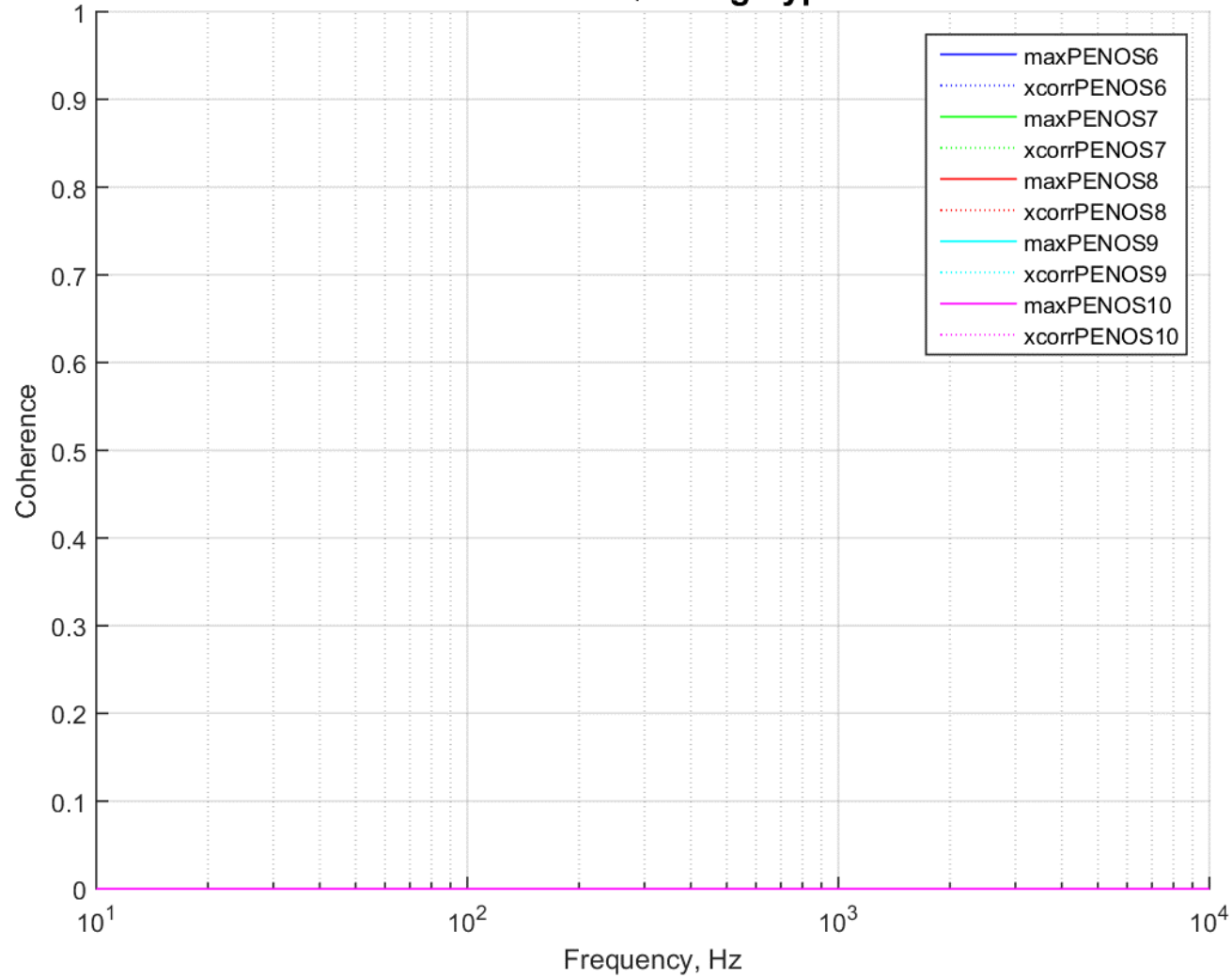


FIGURE 2.229: COHERENCE PEN_OS 6 - 10 15-01-S2-127CTD

Event ID: 15-01-S2-127 NEQ: 0.6kg Type: Static 20150114

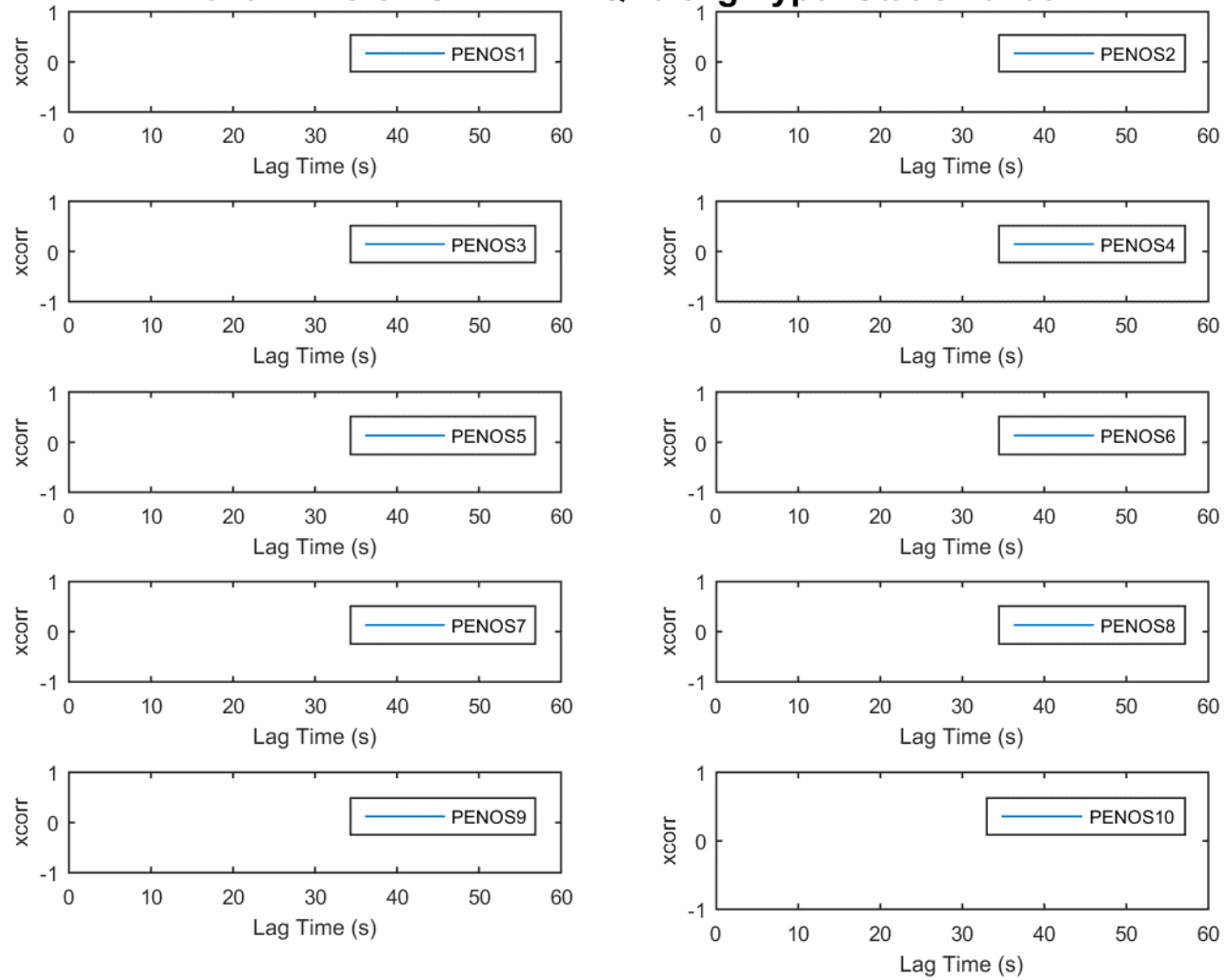


FIGURE 2.230: CROSS CORRELATION PEN_OS 1 - 10 15-01-S2-127

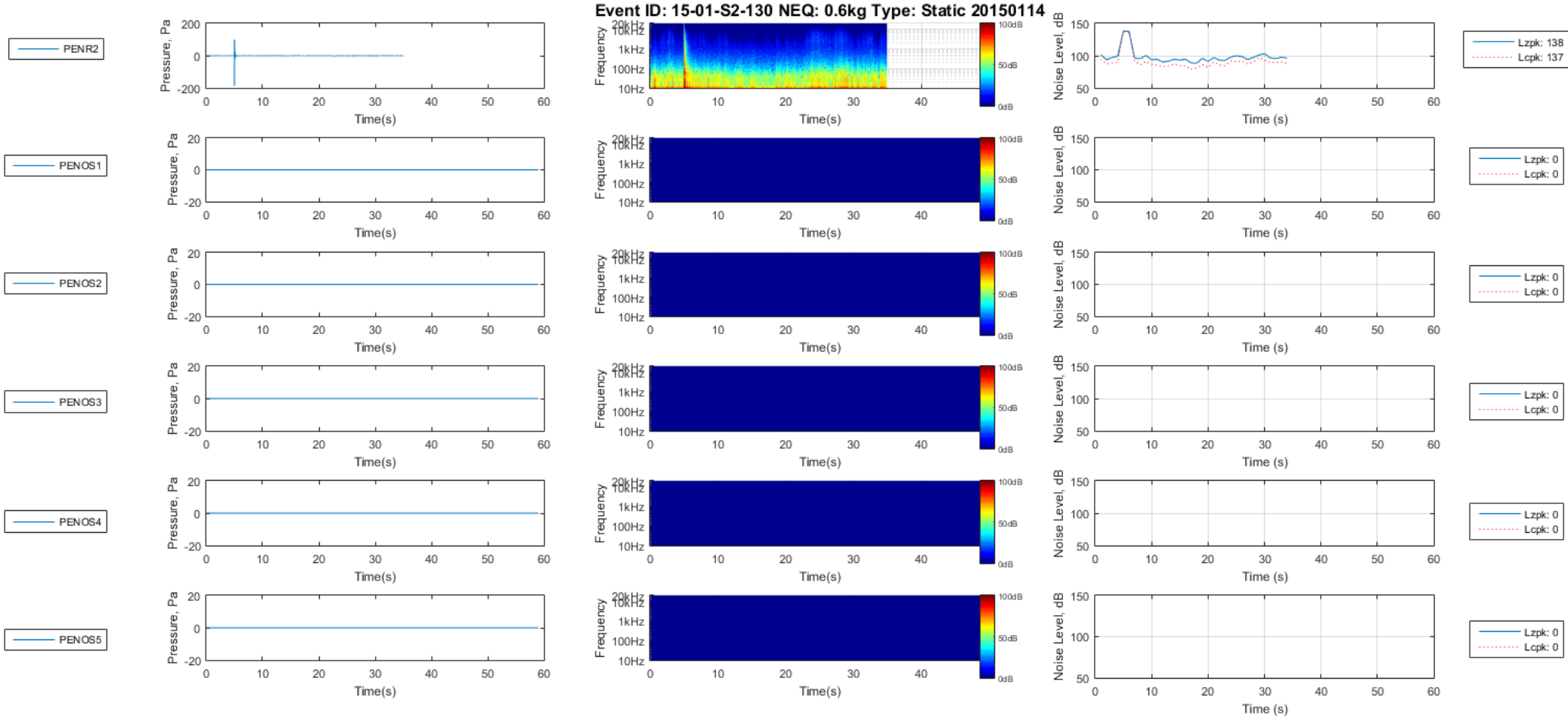


FIGURE 2.231: PEN_OS 1 - 5 15-01-S2-130

Event ID: 15-01-S2-130 NEQ: 0.6kg Type: Static 20150114 CTD

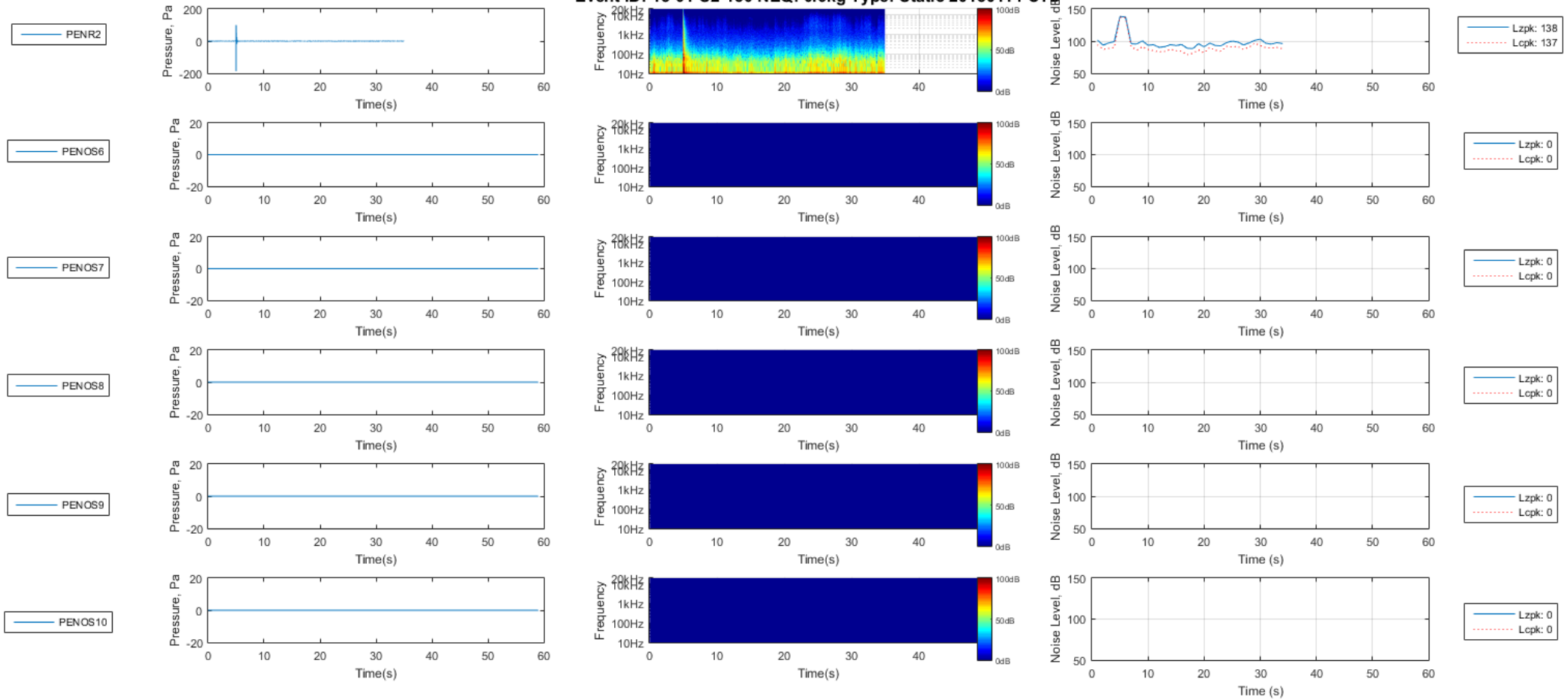


FIGURE 2.232: PEN_OS 6 - 10 15-01-S2-130

Event ID: 15-01-S2-130 NEQ: 0.6kg Type: Static 20150114

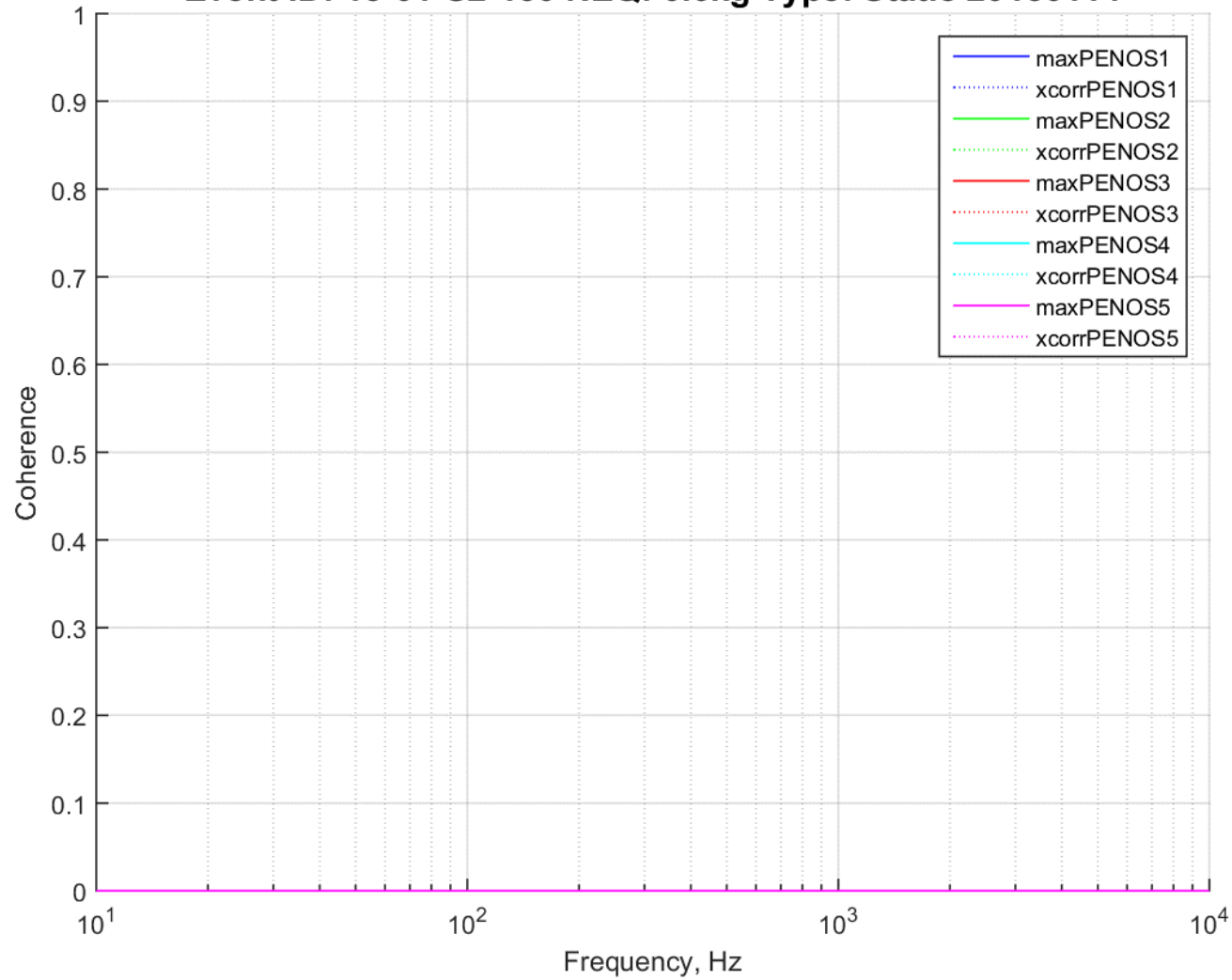


FIGURE 2.233: COHERENCE PEN_OS 1 - 5 15-01-S2-130

Event ID: 15-01-S2-130 NEQ: 0.6kg Type: Static 20150114

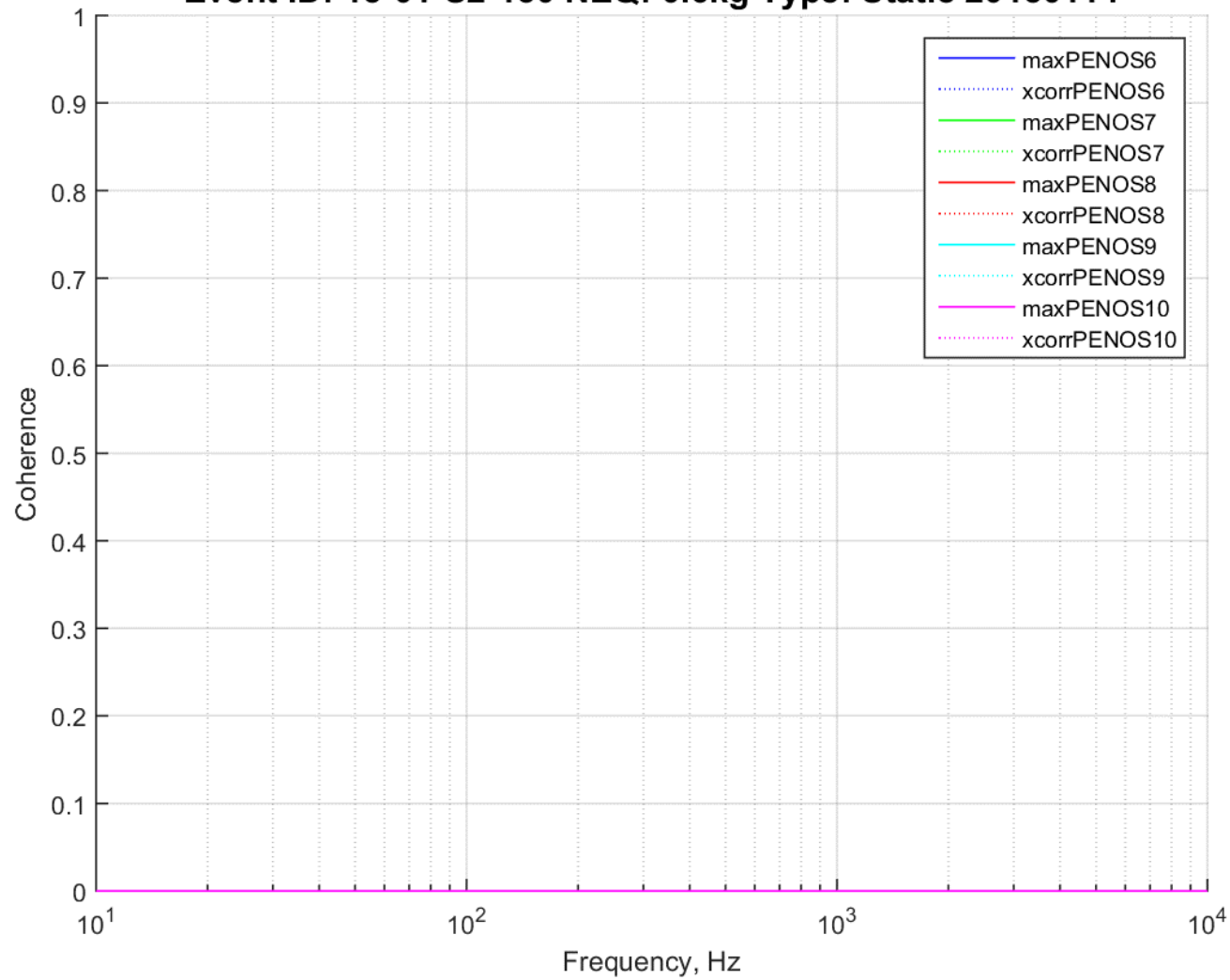


FIGURE 2.234: COHERENCE PEN_OS 6 - 10 15-01-S2-130CTD

Event ID: 15-01-S2-130 NEQ: 0.6kg Type: Static 20150114

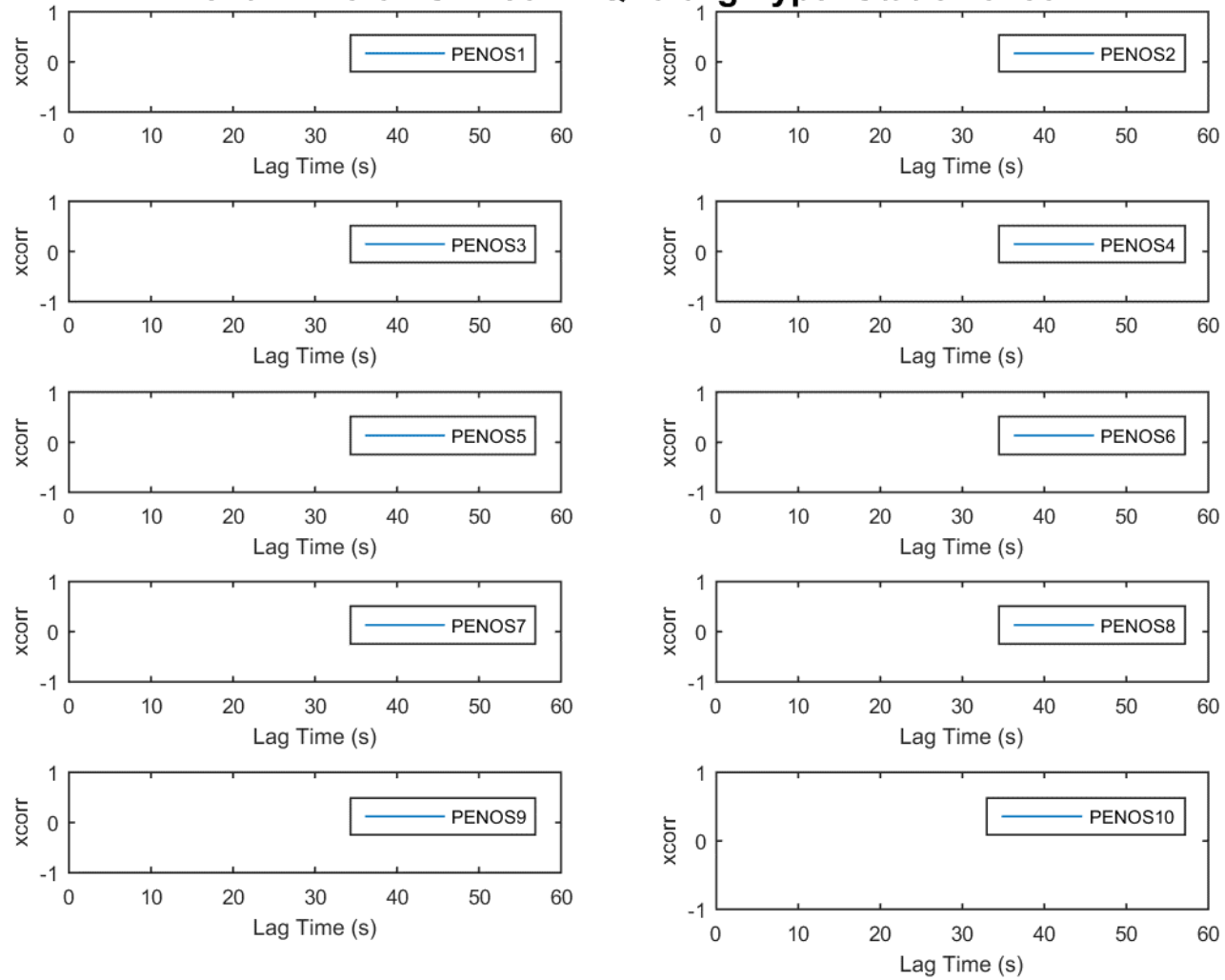


FIGURE 2.235: CROSS CORRELATION PEN_OS 1 - 10 15-01-S2-130

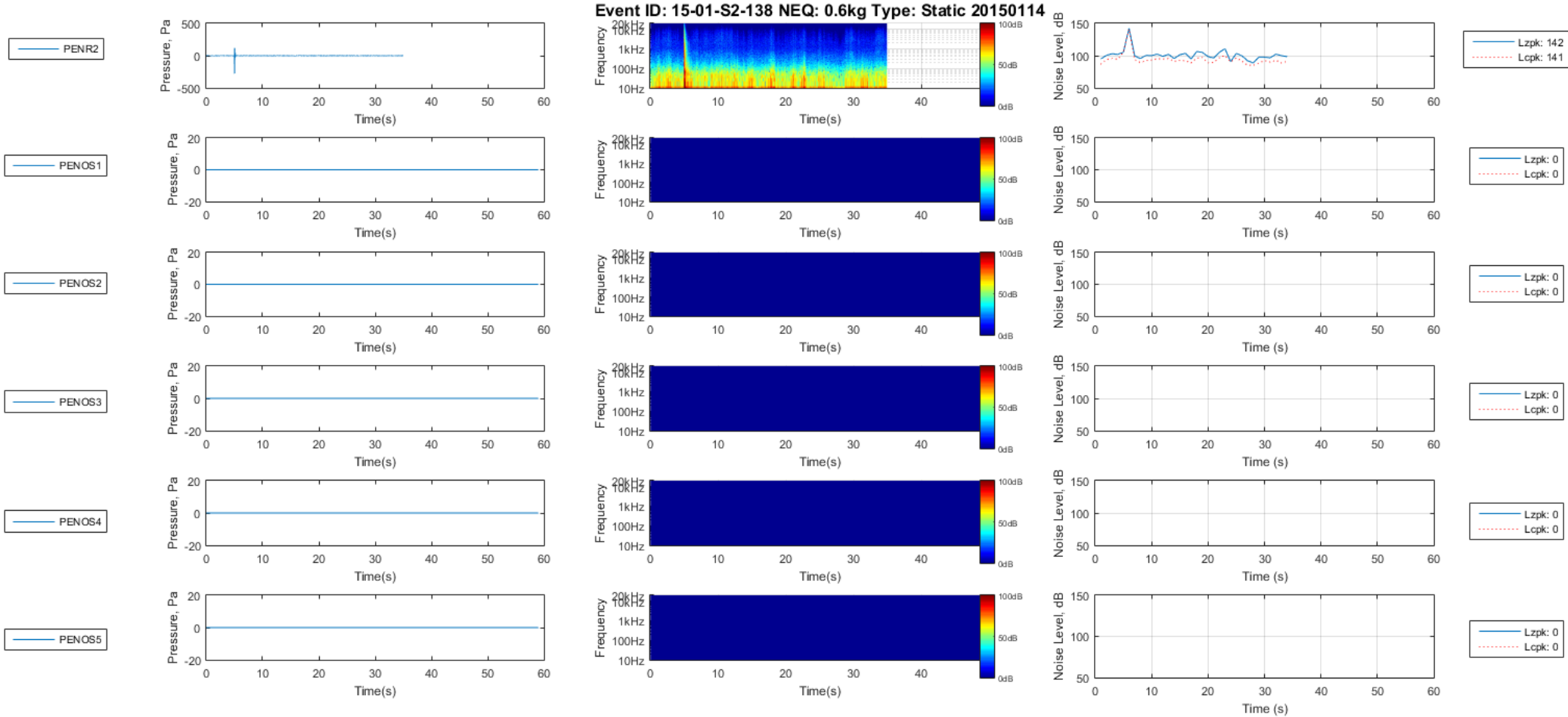


FIGURE 2.236: PEN_OS 1 - 5 15-01-S2-138

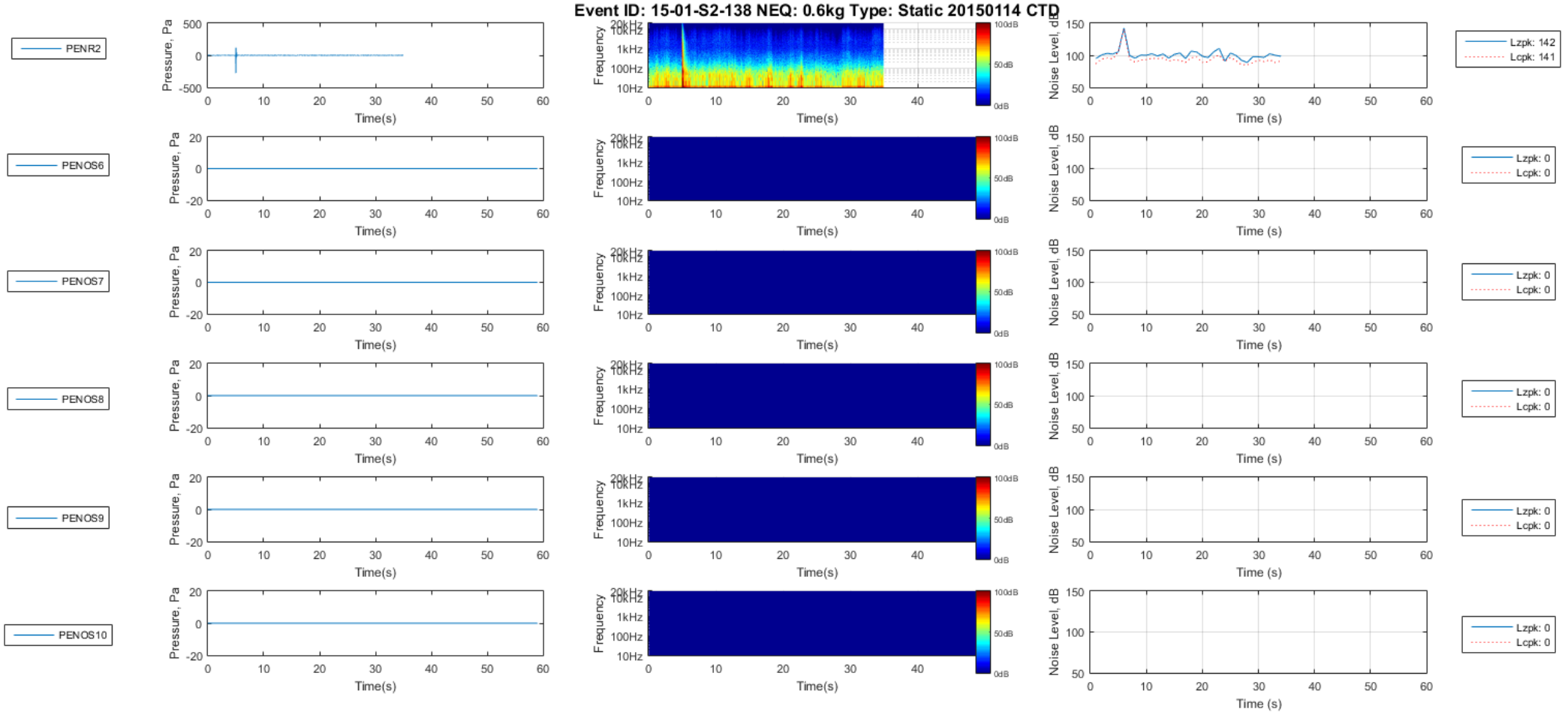


FIGURE 2.237: PEN_OS 6 - 10 15-01-S2-138

Event ID: 15-01-S2-138 NEQ: 0.6kg Type: Static 20150114

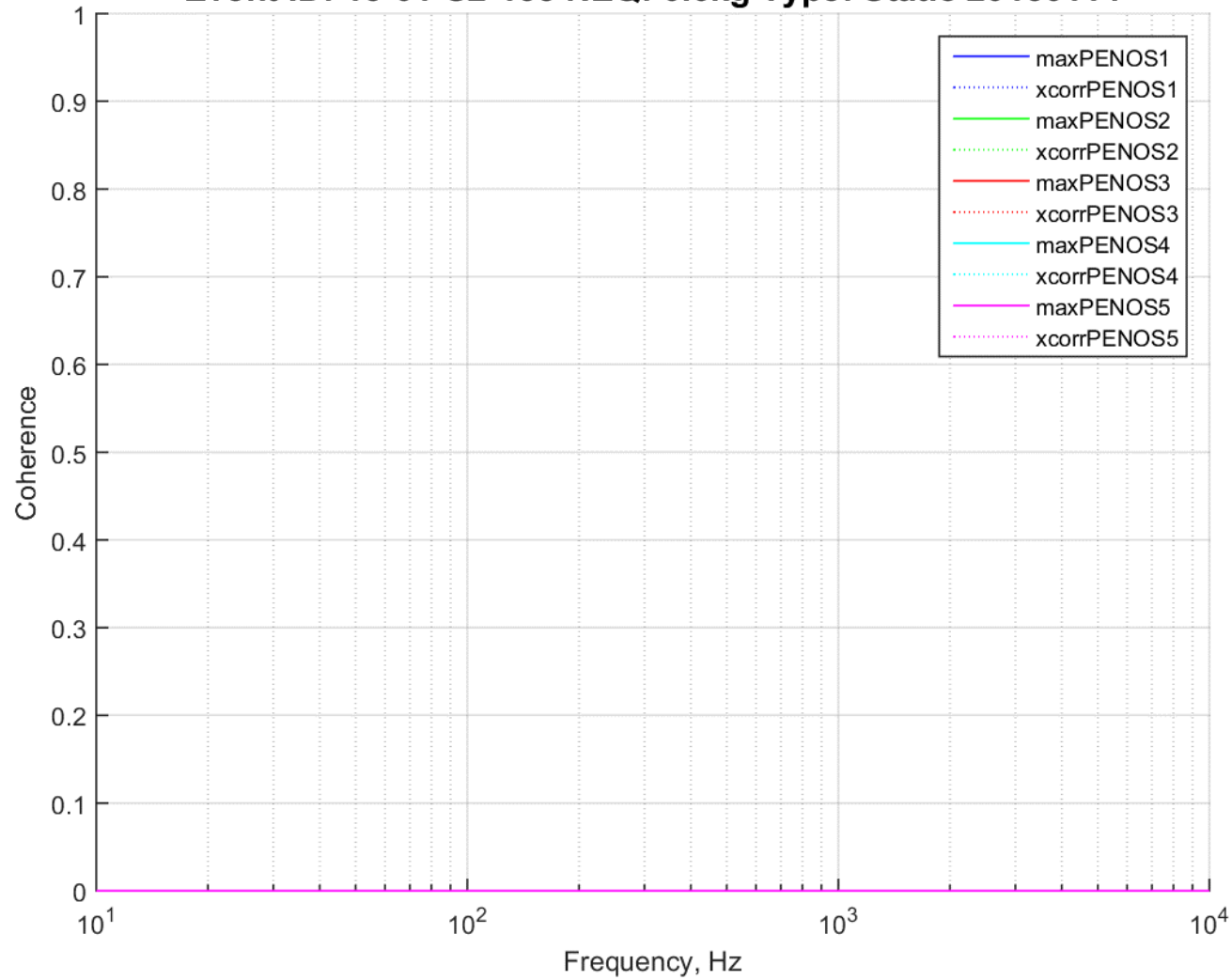


FIGURE 2.238: COHERENCE PEN_OS 1 - 5 15-01-S2-138

Event ID: 15-01-S2-138 NEQ: 0.6kg Type: Static 20150114

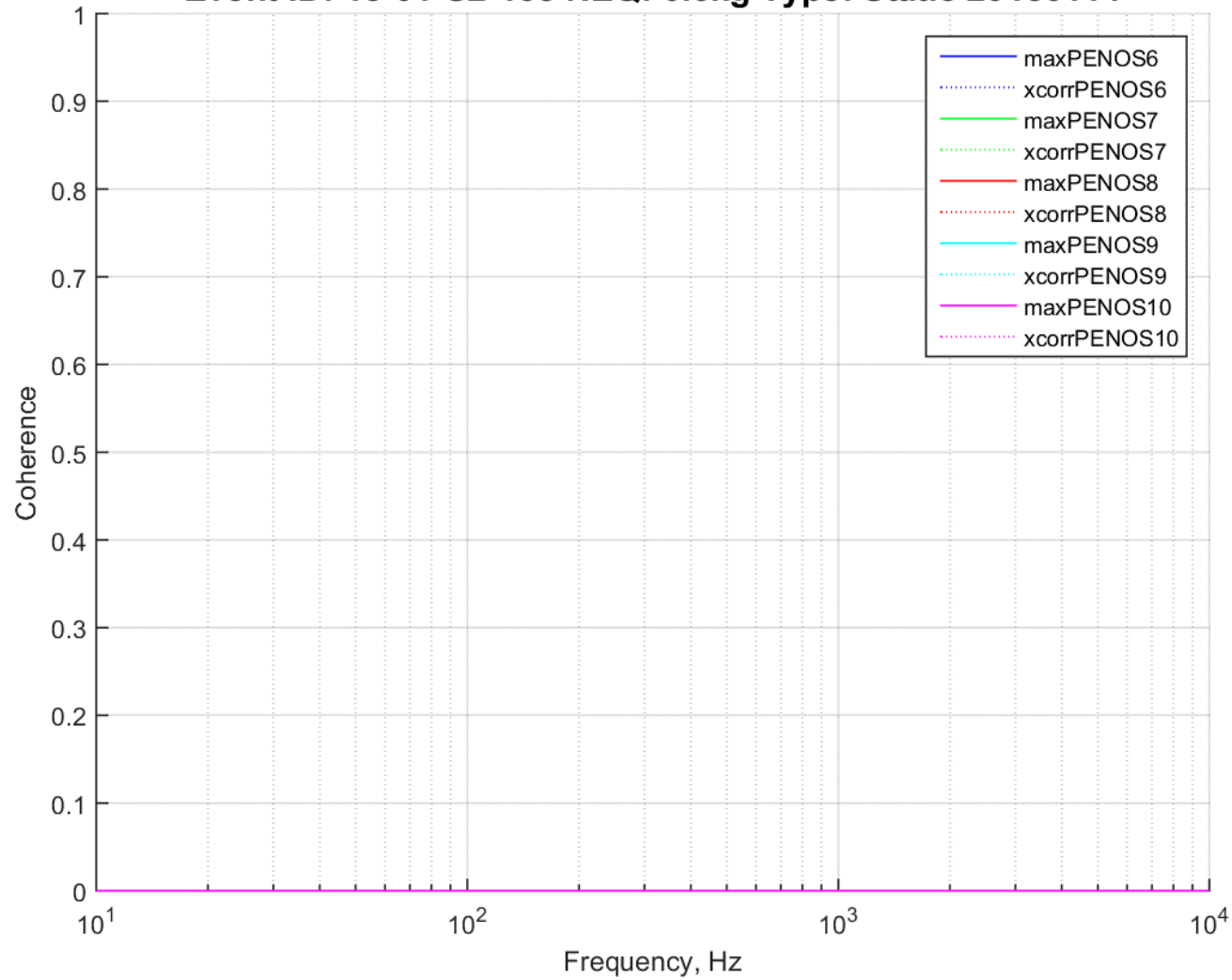


FIGURE 2.239: COHERENCE PEN_OS 6 - 10 15-01-S2-138CTD

Event ID: 15-01-S2-138 NEQ: 0.6kg Type: Static 20150114

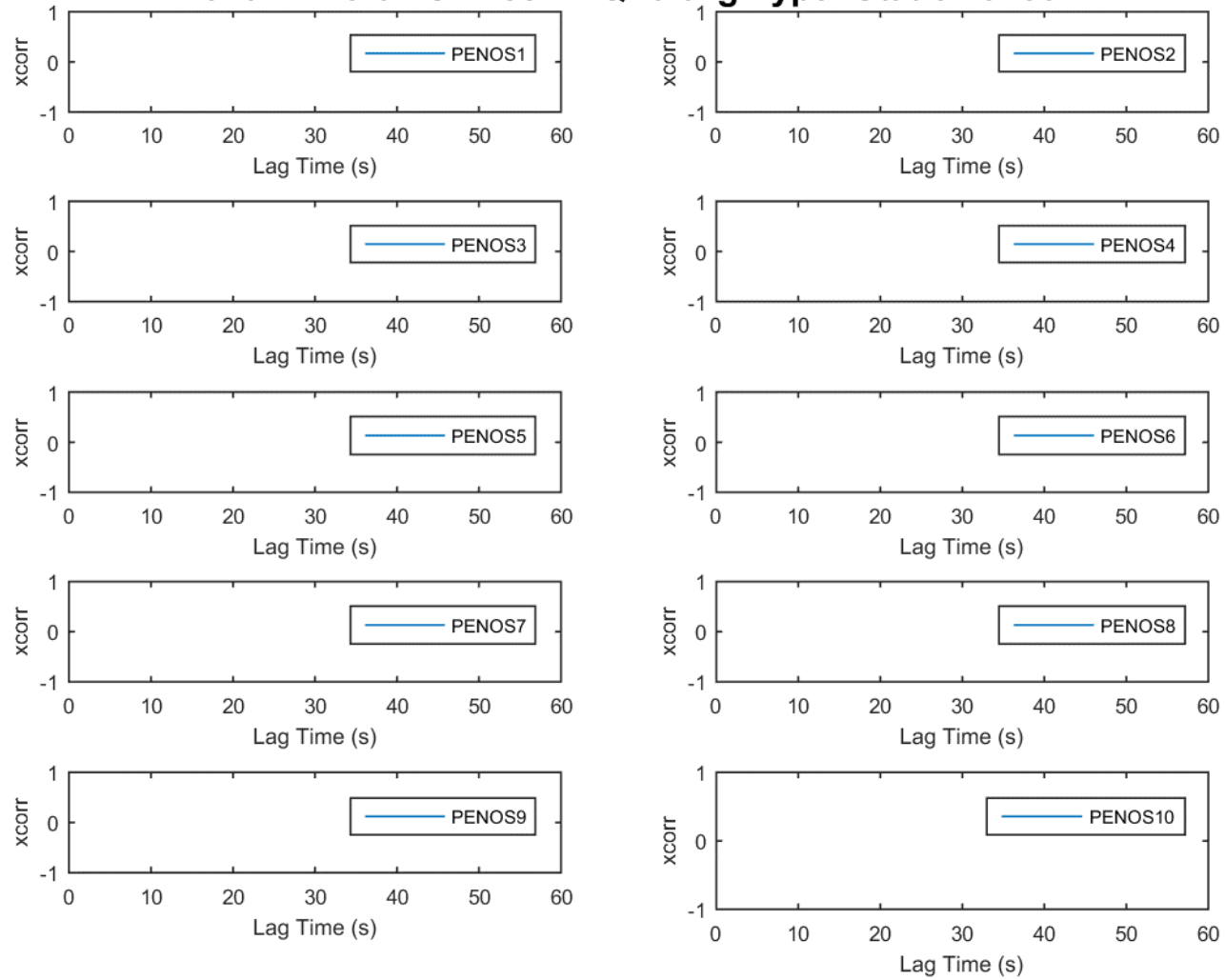


FIGURE 2.240: CROSS CORRELATION PEN_OS 1 - 10 15-01-S2-138

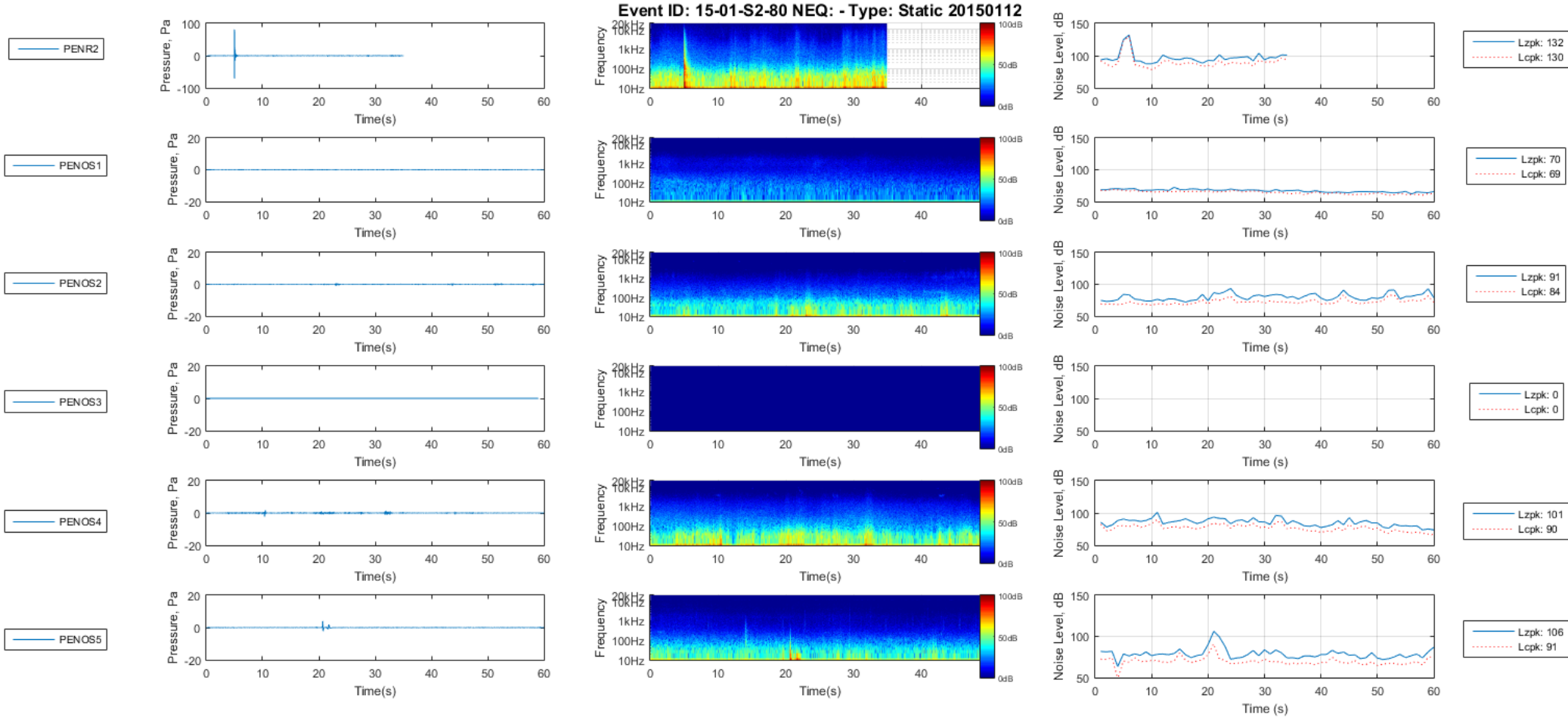


FIGURE 2.241: PEN_OS 1 - 5 15-01-S2-80

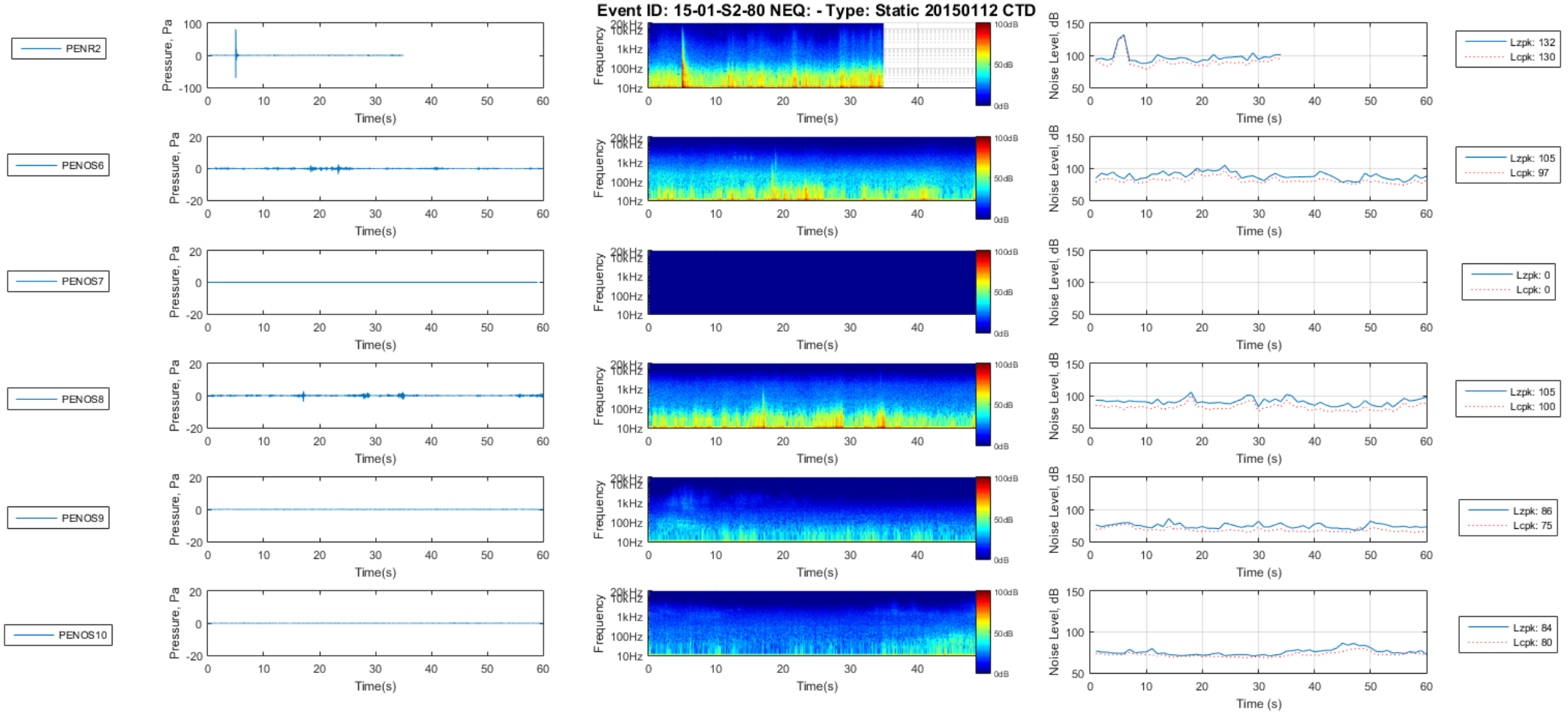


FIGURE 2.242: PEN_OS 6 - 10 15-01-S2-80

Event ID: 15-01-S2-80 NEQ: - Type: Static 20150112

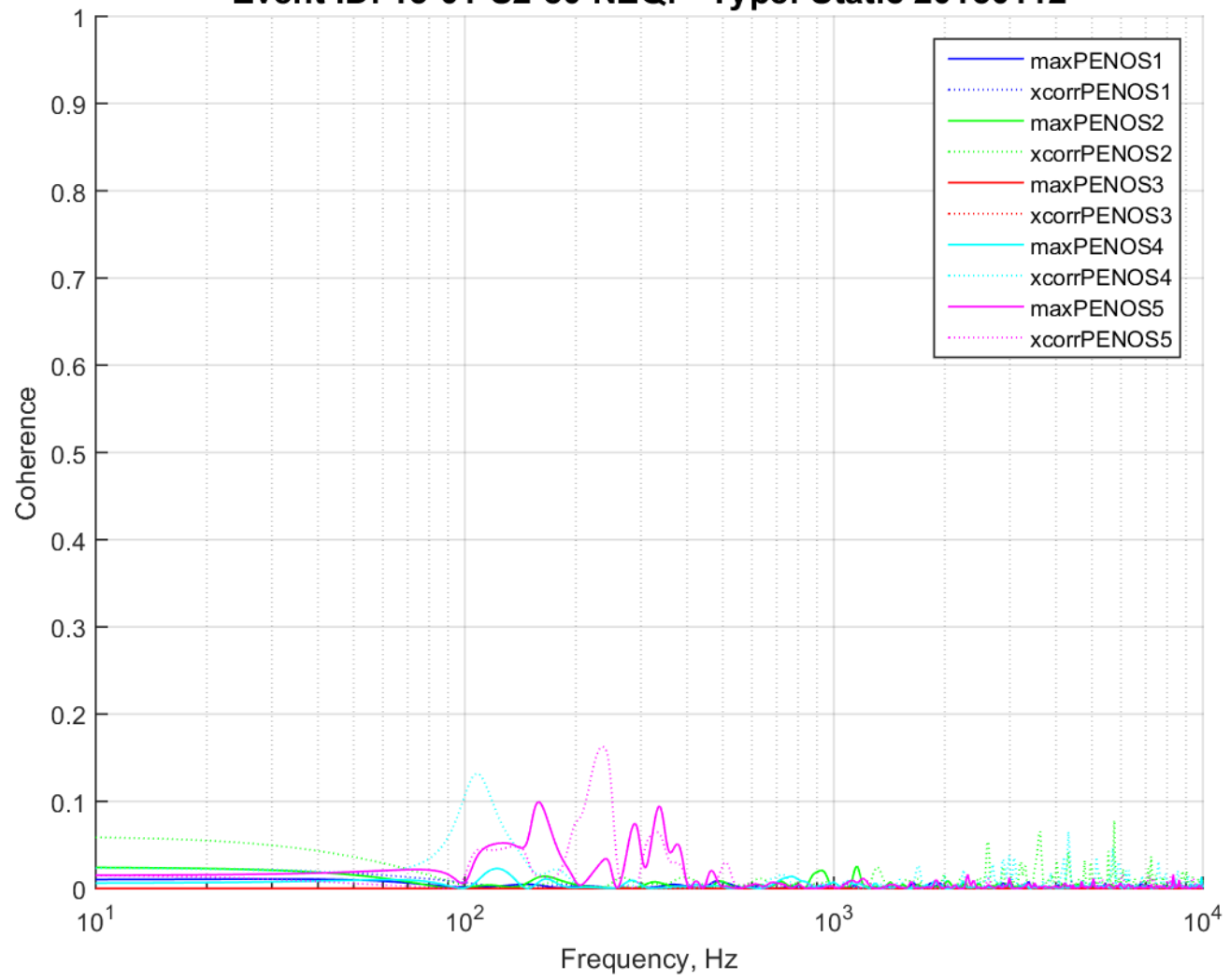


FIGURE 2.243: COHERENCE PEN_OS 1 - 5 15-01-S2-80

Event ID: 15-01-S2-80 NEQ: - Type: Static 20150112

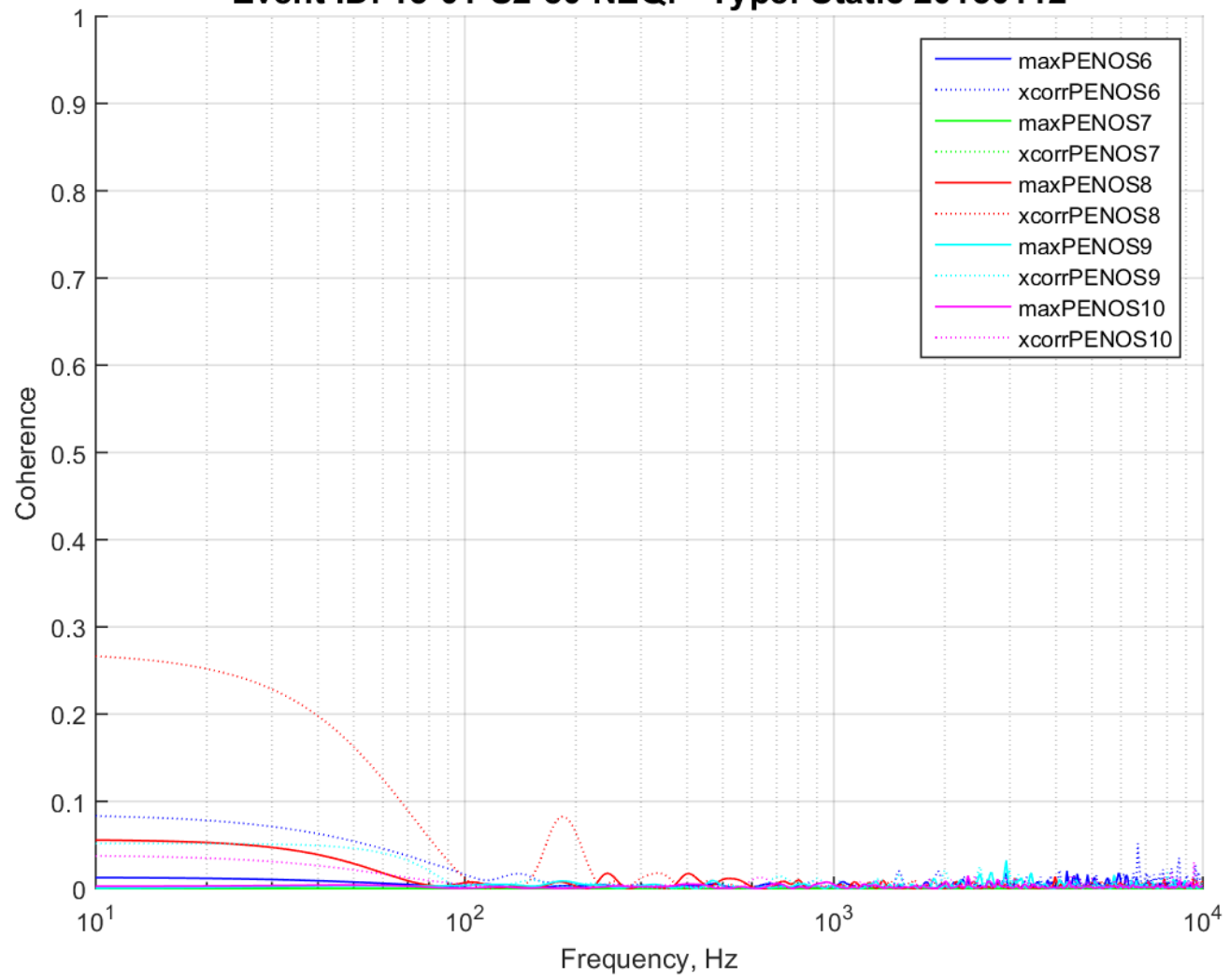


FIGURE 2.244: COHERENCE PEN_OS 6 - 10 15-01-S2-80CTD

Event ID: 15-01-S2-80 NEQ: - Type: Static 20150112

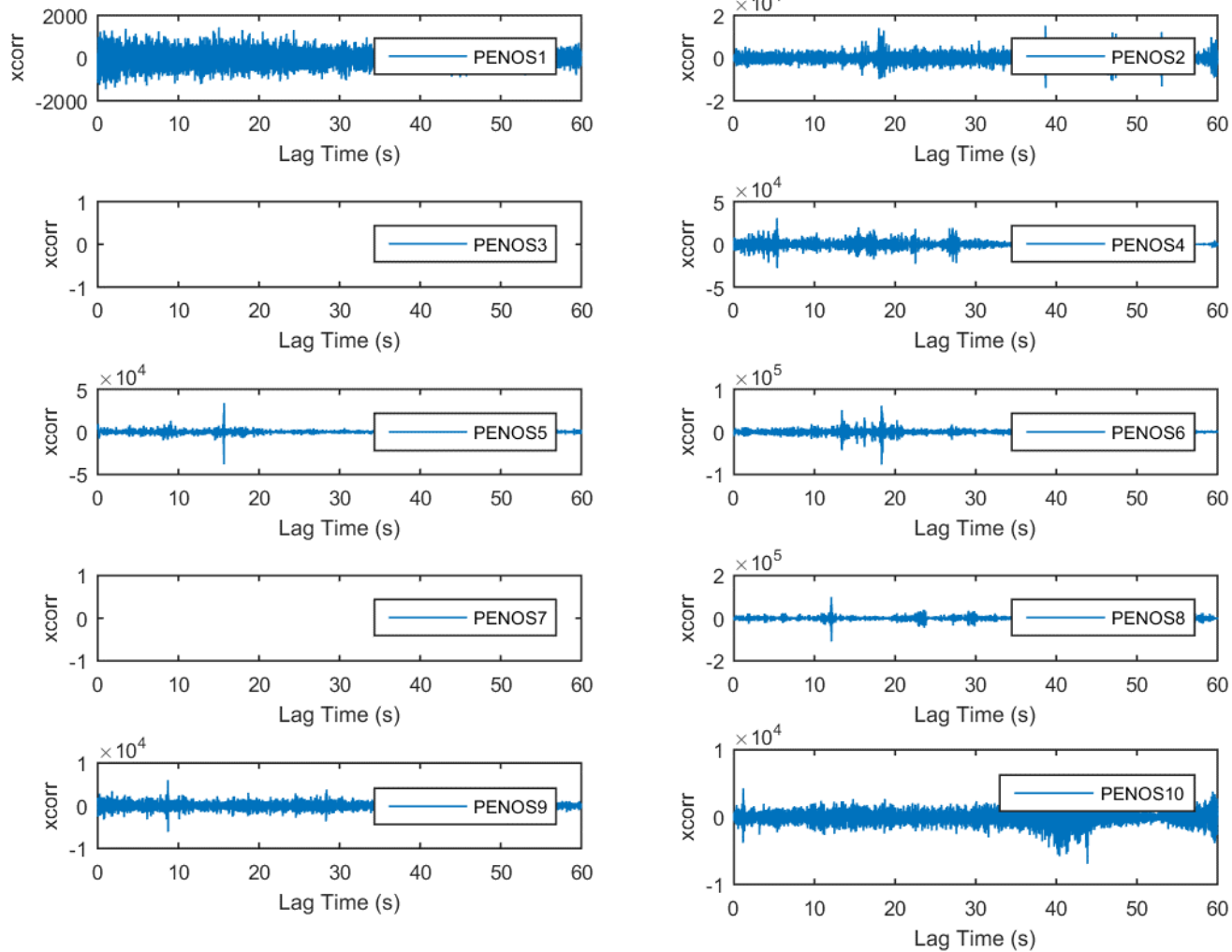


FIGURE 2.245: CROSS CORRELATION PEN_OS 1 - 10 15-01-S2-80

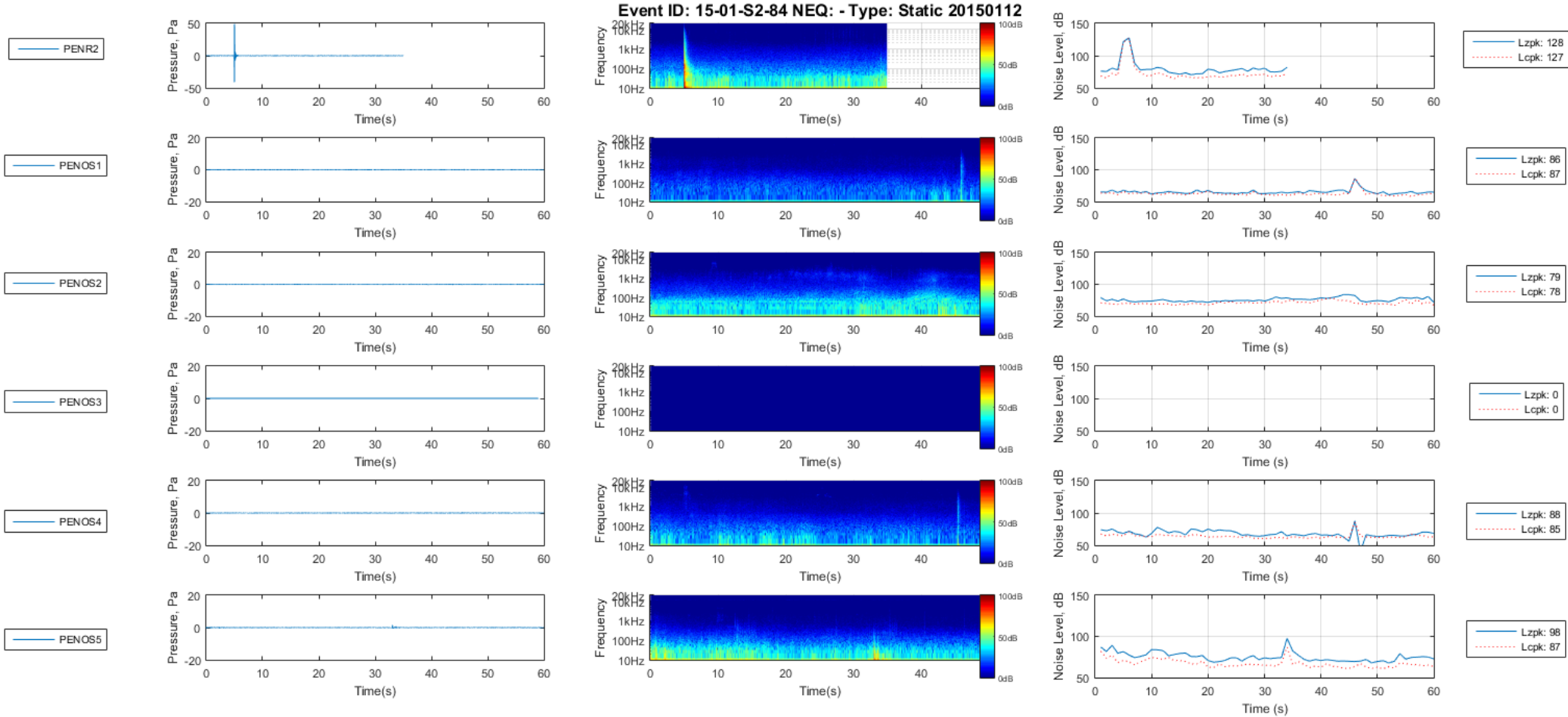


FIGURE 2.246: PEN_OS 1 - 5 15-01-S2-84

Event ID: 15-01-S2-84 NEQ: - Type: Static 20150112 CTD

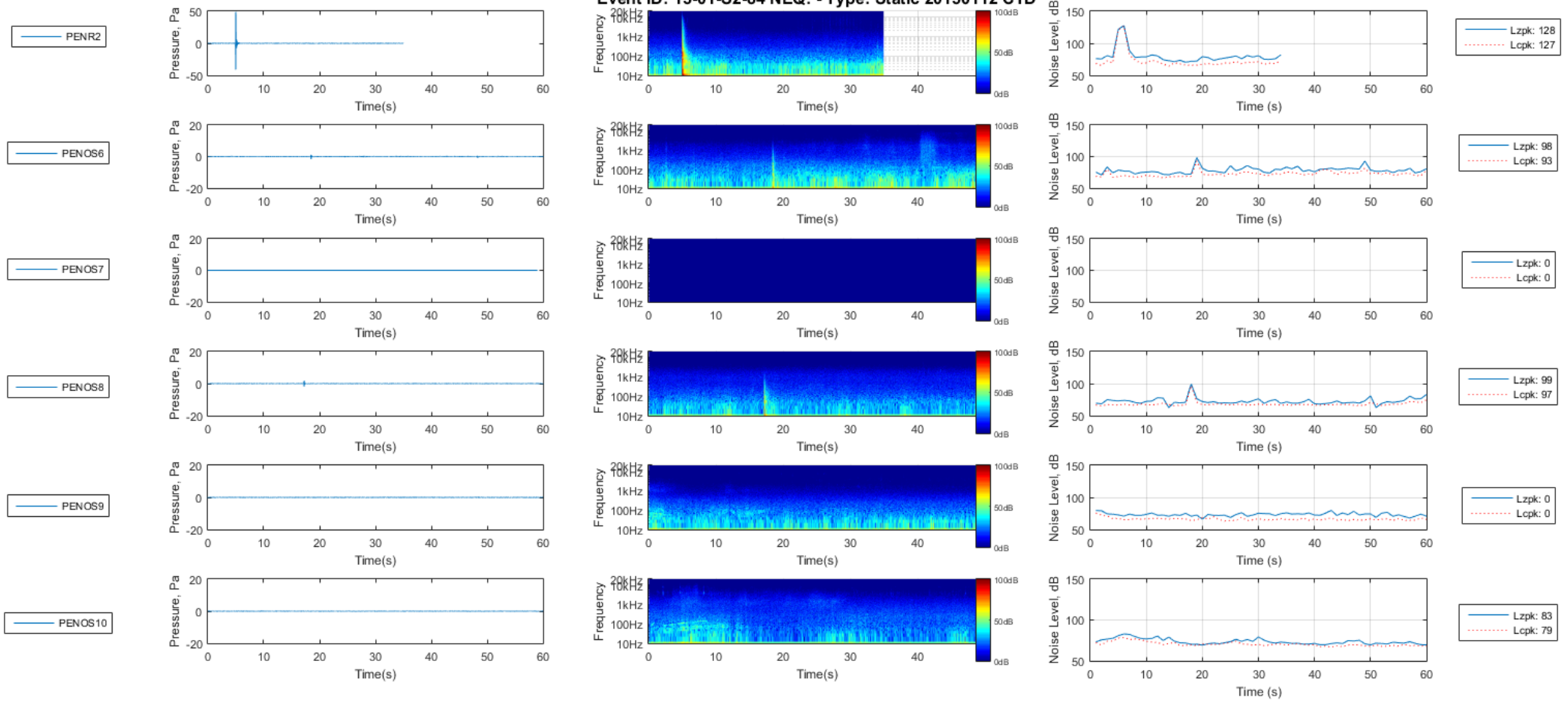


FIGURE 2.247: PEN_OS 6 - 10 15-01-S2-84

Event ID: 15-01-S2-84 NEQ: - Type: Static 20150112

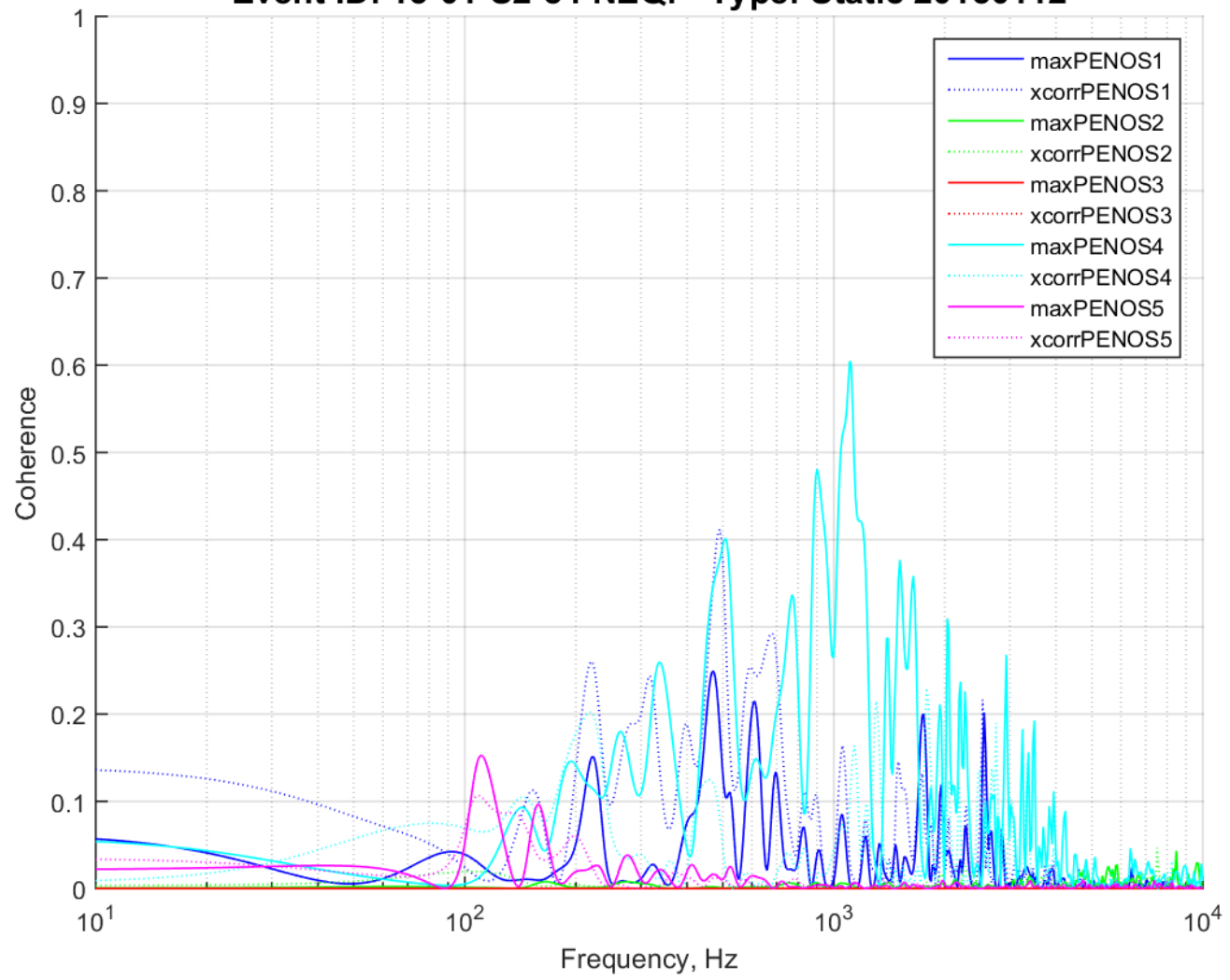


FIGURE 2.248: COHERENCE PEN_OS 1 - 5 15-01-S2-84

Event ID: 15-01-S2-84 NEQ: - Type: Static 20150112

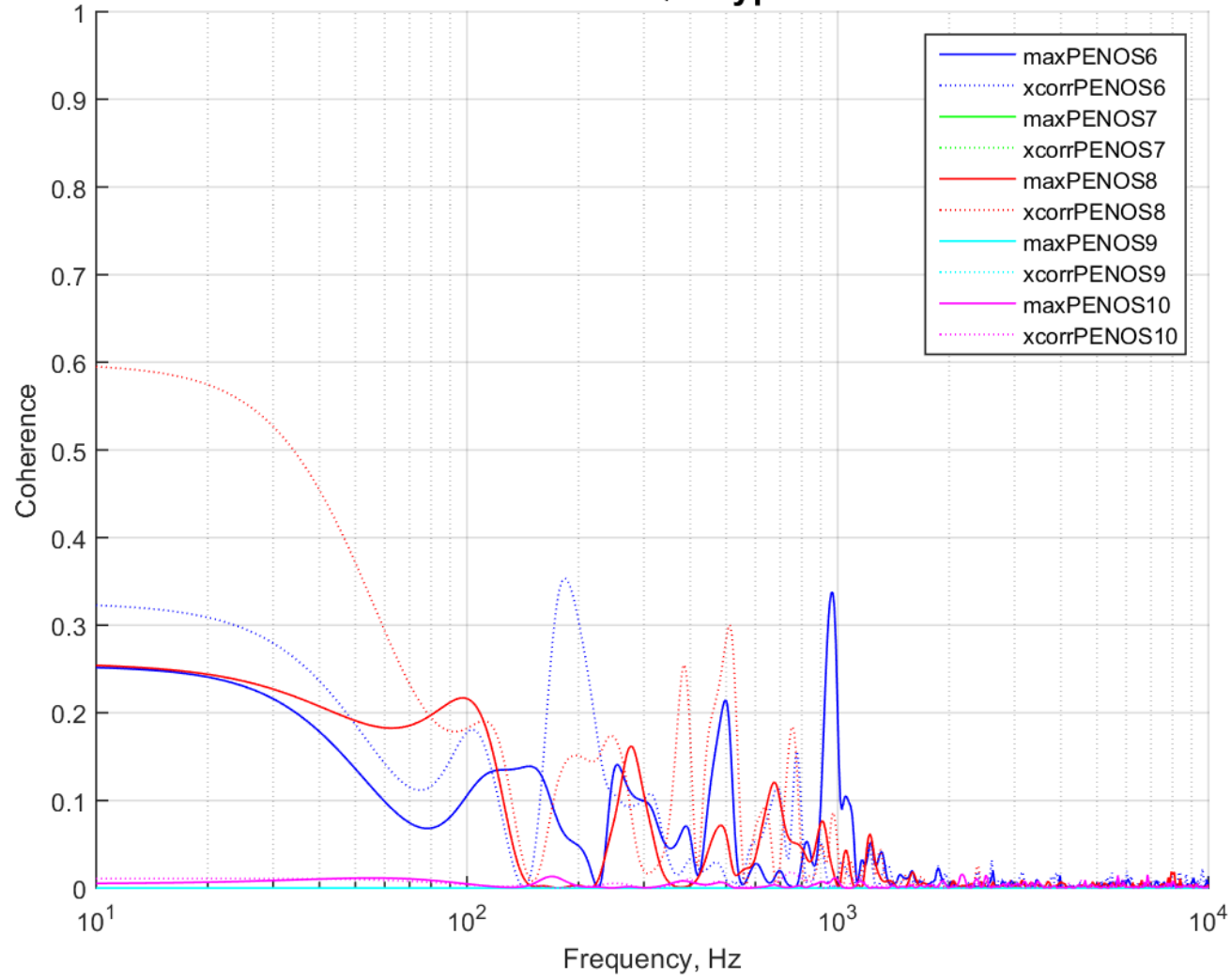


FIGURE 2.249: COHERENCE PEN_OS 6 - 10 15-01-S2-84CTD

Event ID: 15-01-S2-84 NEQ: - Type: Static 20150112

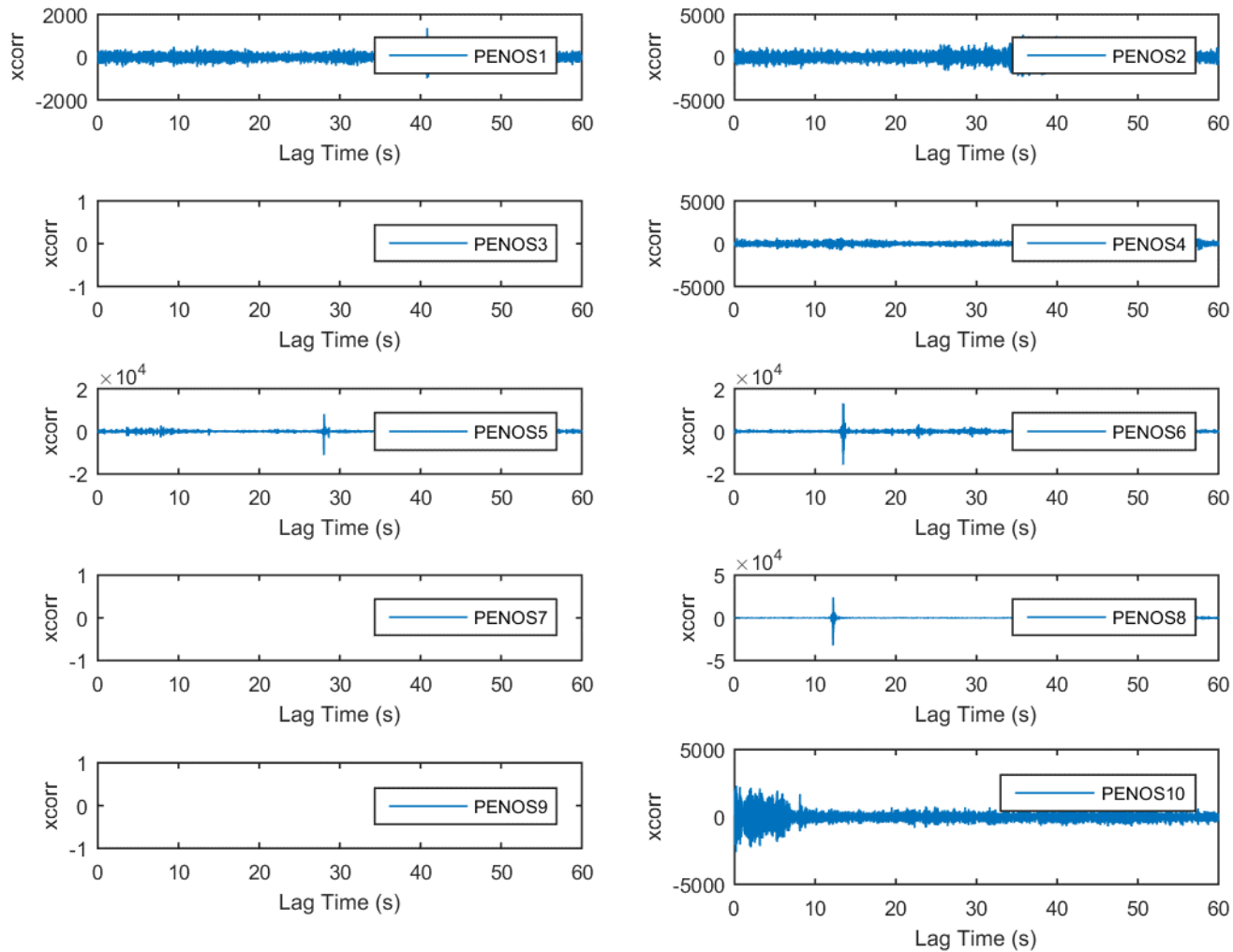
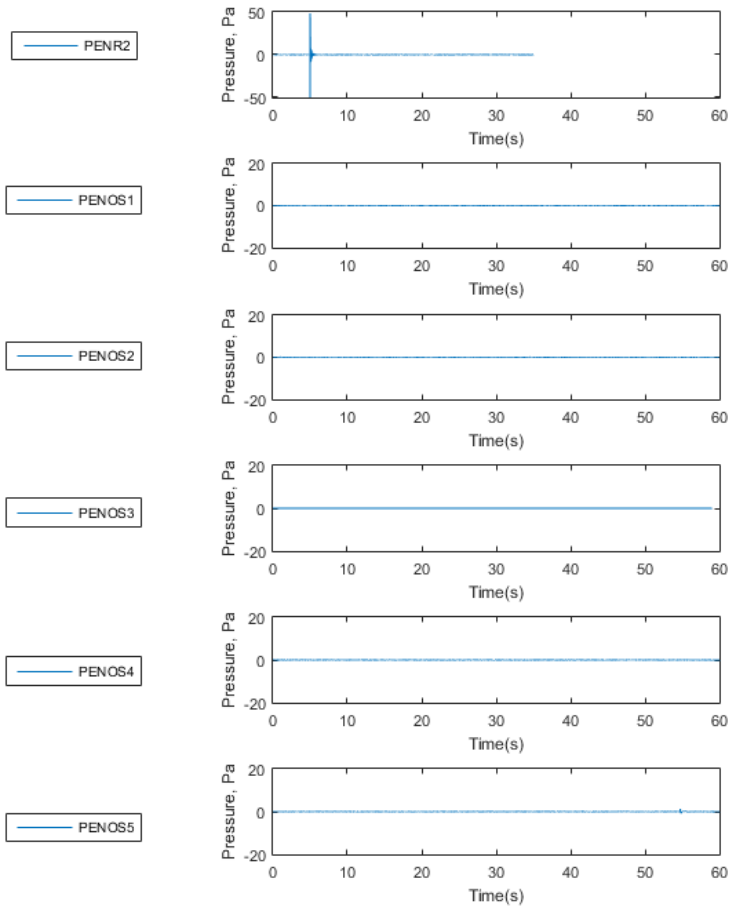


FIGURE 2.250: CROSS CORRELATION PEN_OS 1 - 10 15-01-S2-84



Event ID: 15-01-S2-89 NEQ: - Type: Static 20150112

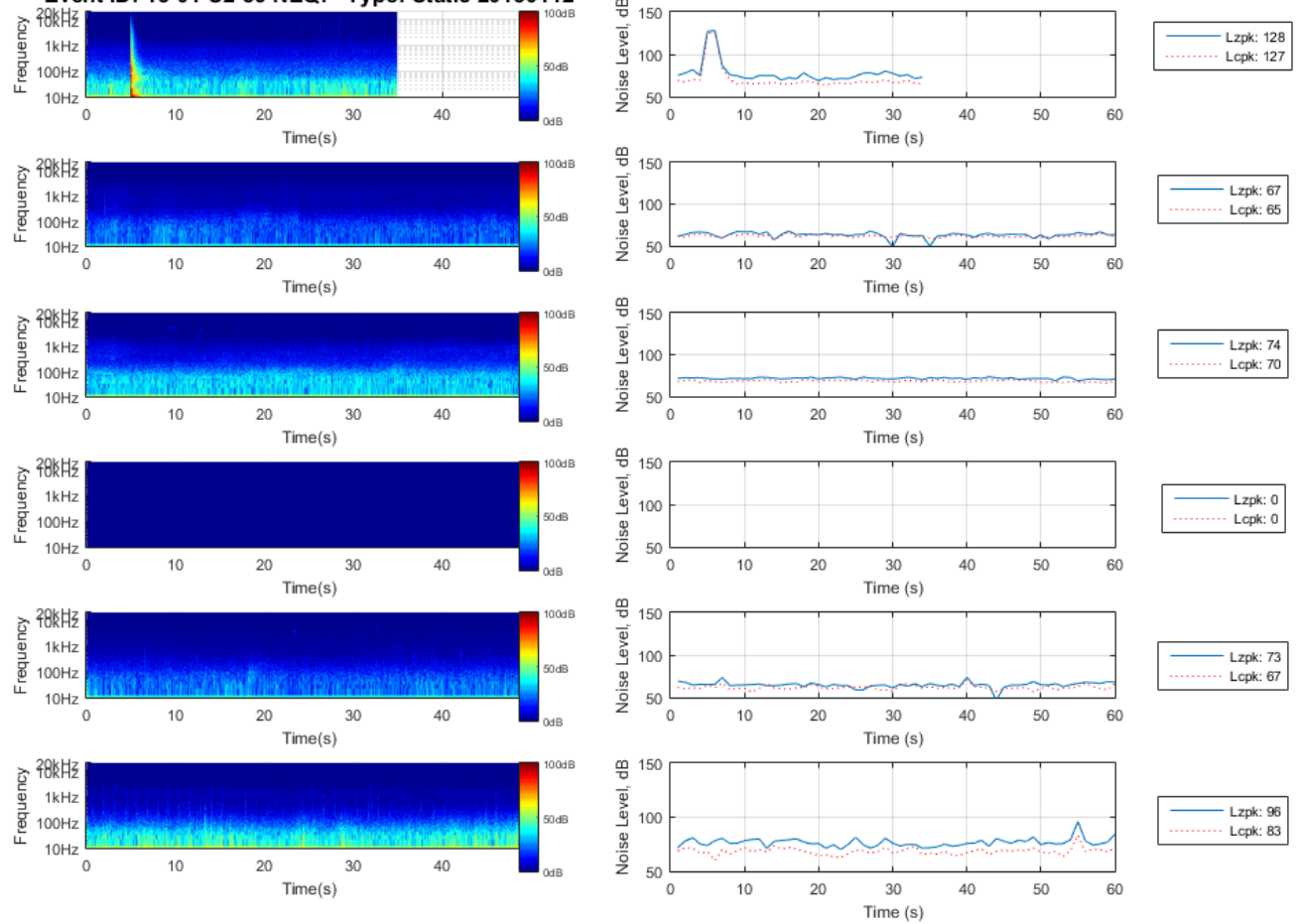
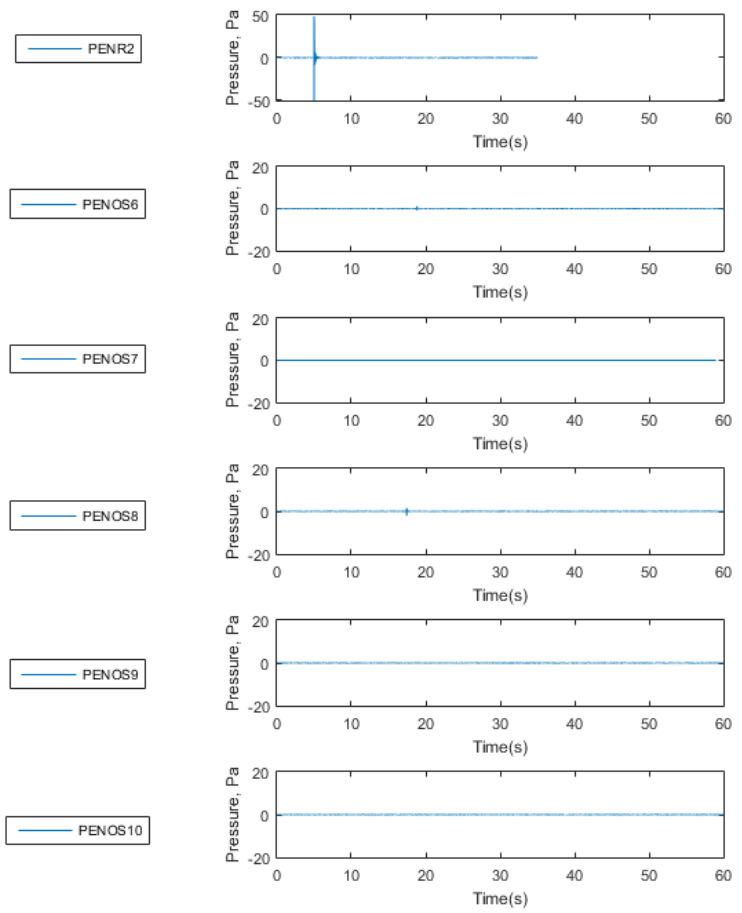


FIGURE 2.251: PEN_OS 1 - 5 15-01-S2-89



Event ID: 15-01-S2-89 NEQ: - Type: Static 20150112 CTD

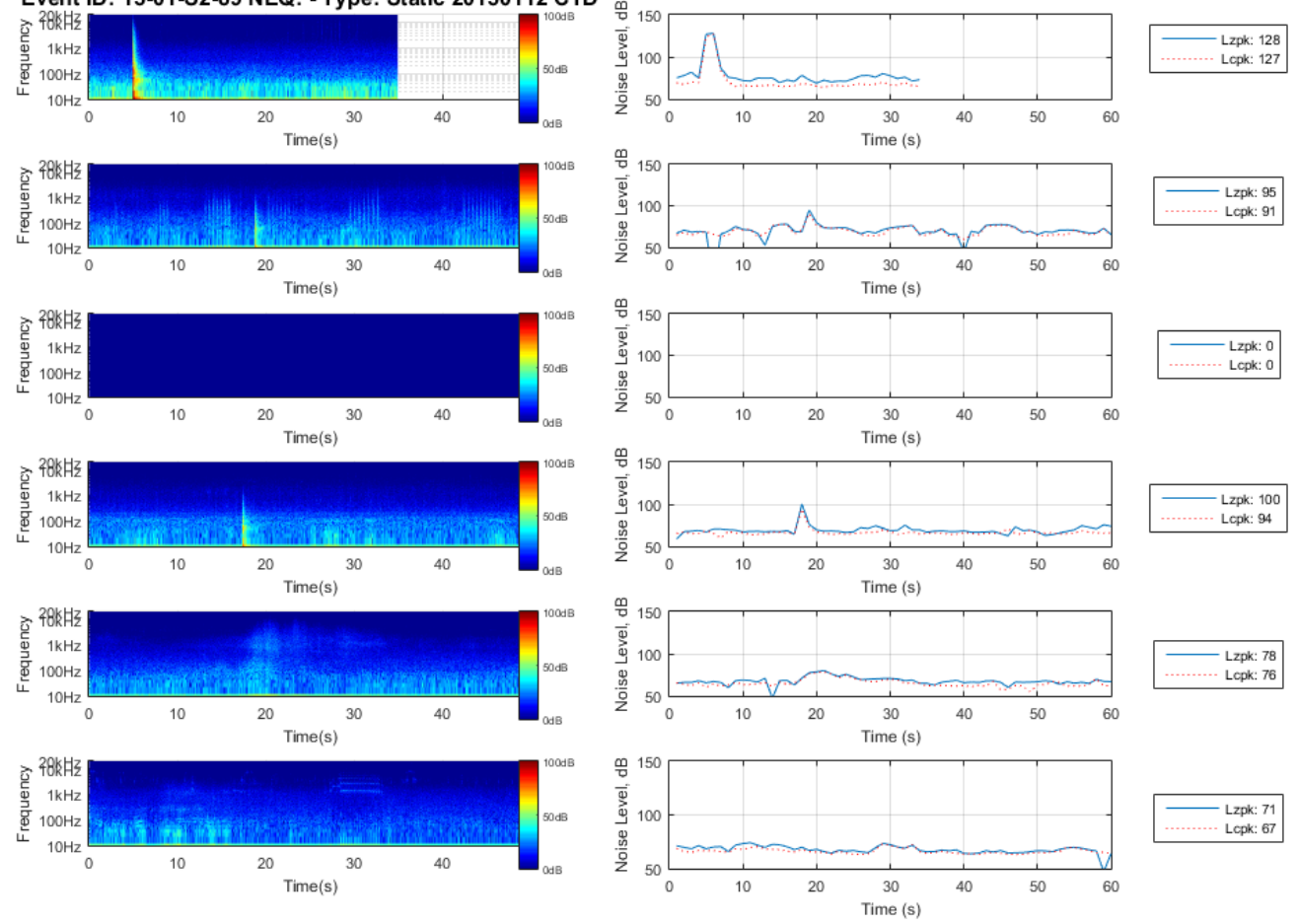


FIGURE 2.252: PEN_OS 6 - 10 15-01-S2-89

Event ID: 15-01-S2-89 NEQ: - Type: Static 20150112

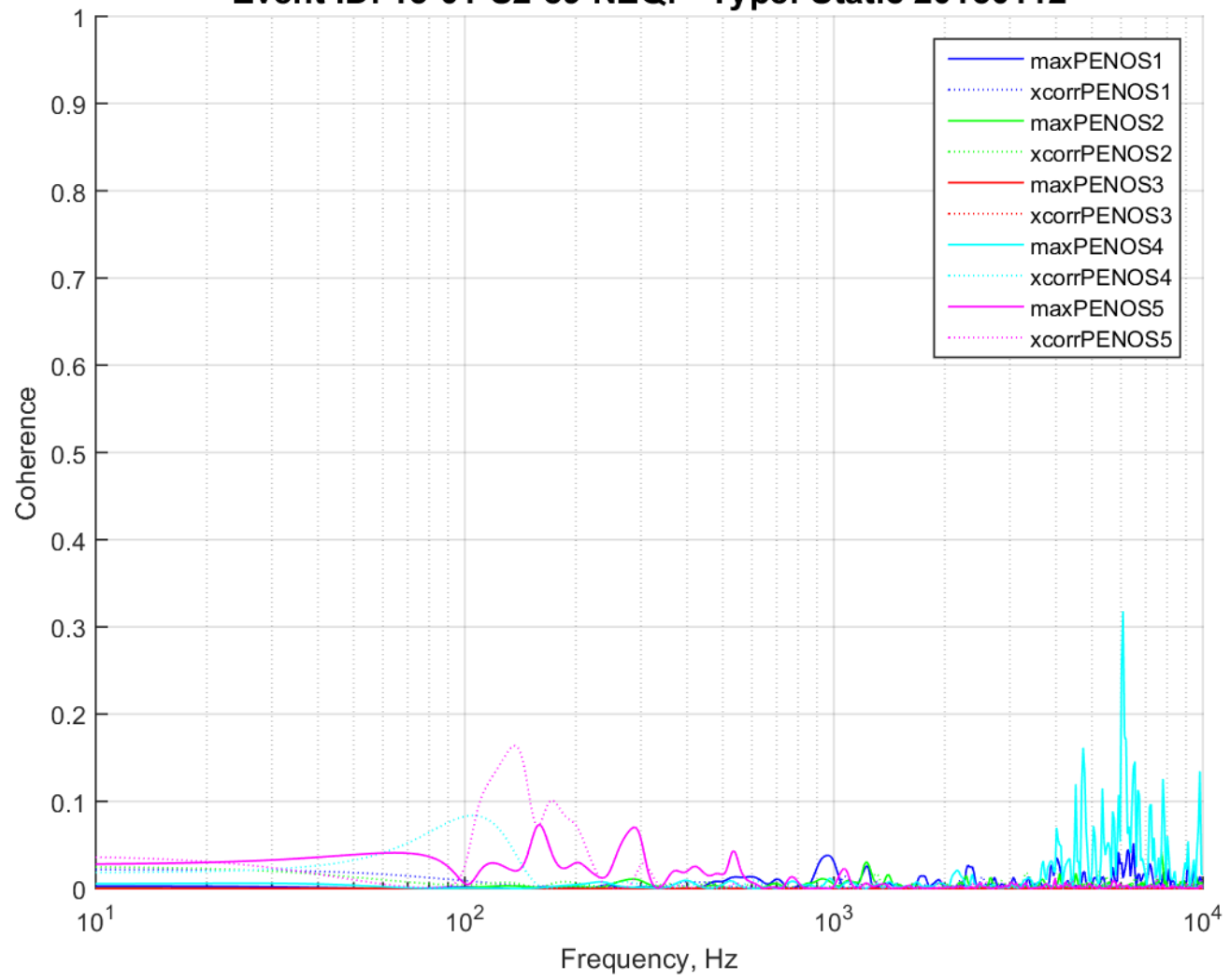


FIGURE 2.253: COHERENCE PEN_OS 1 - 5 15-01-S2-89

Event ID: 15-01-S2-89 NEQ: - Type: Static 20150112

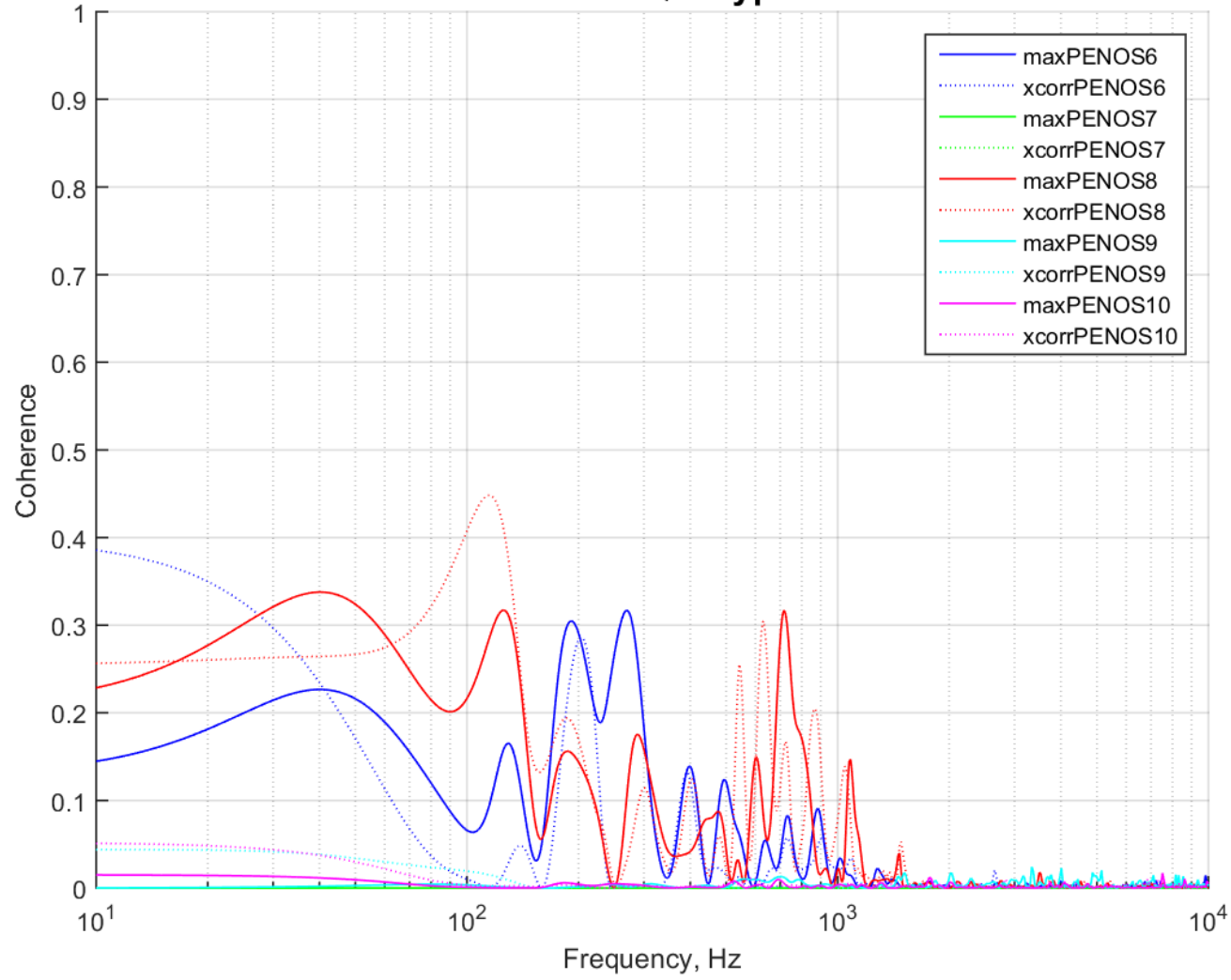


FIGURE 2.254: COHERENCE PEN_OS 6 - 10 15-01-S2-89CTD

Event ID: 15-01-S2-89 NEQ: - Type: Static 20150112

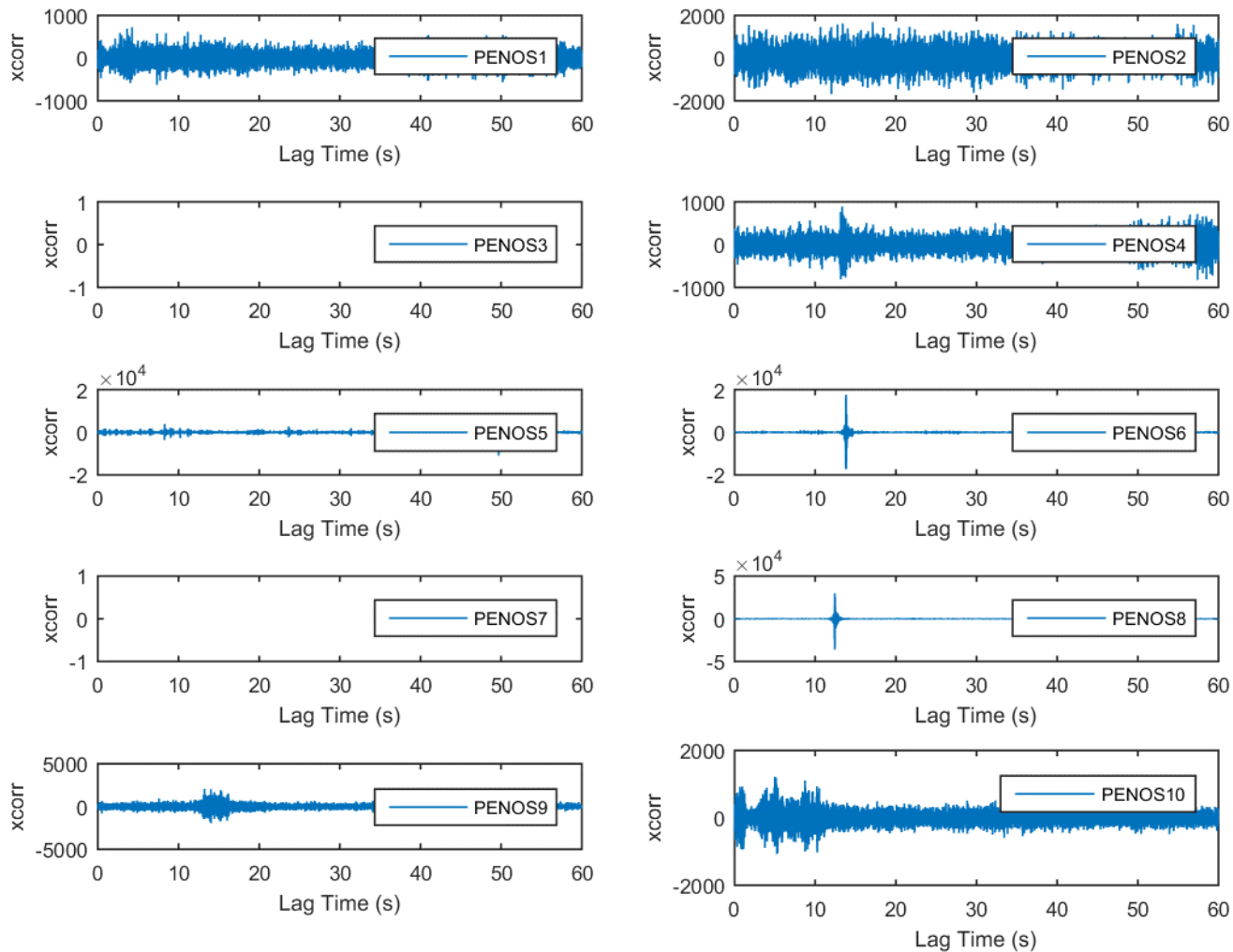


FIGURE 2.255: CROSS CORRELATION PEN_OS 1 - 10 15-01-S2-89

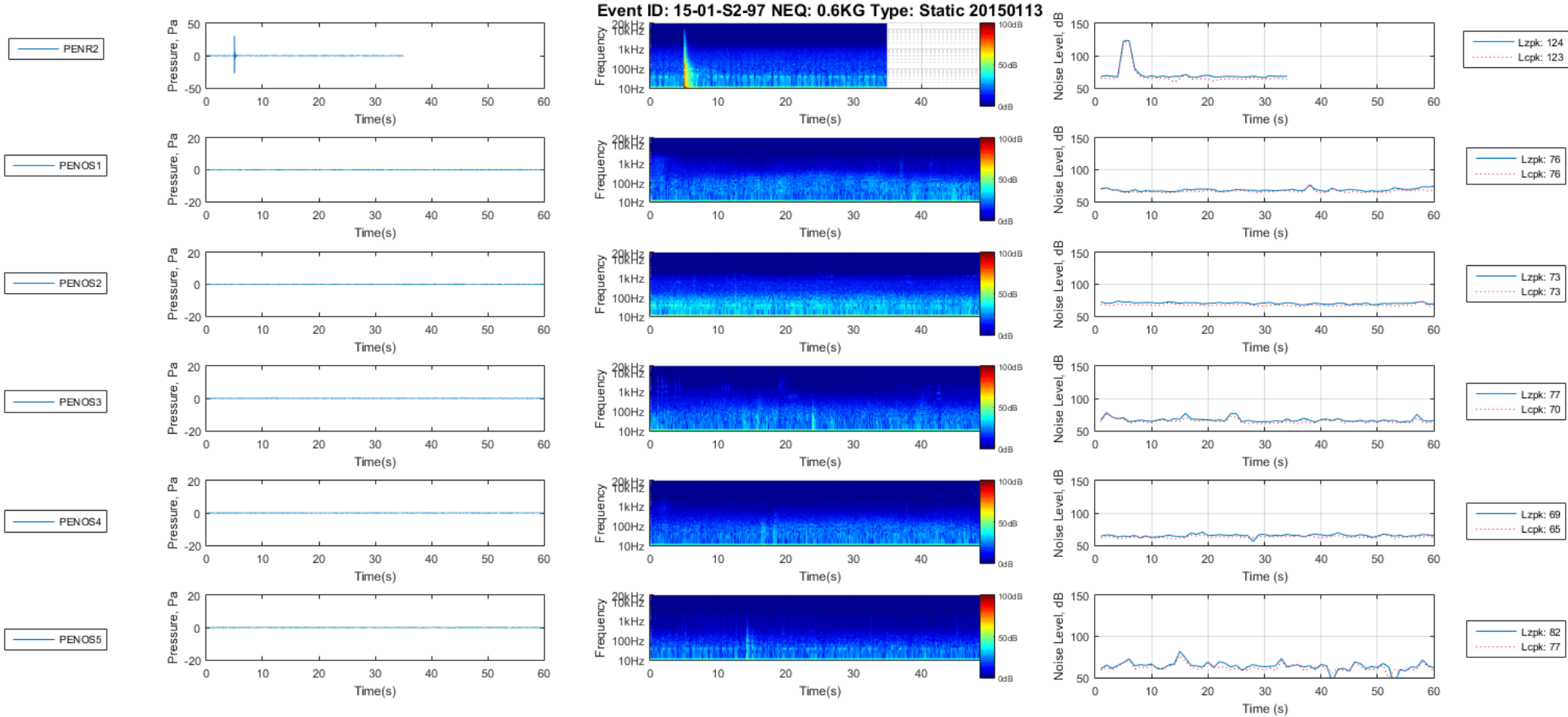


FIGURE 2.256: PEN_OS 1 - 5 15-01-S2-97

Event ID: 15-01-S2-97 NEQ: 0.6KG Type: Static 20150113 CTD

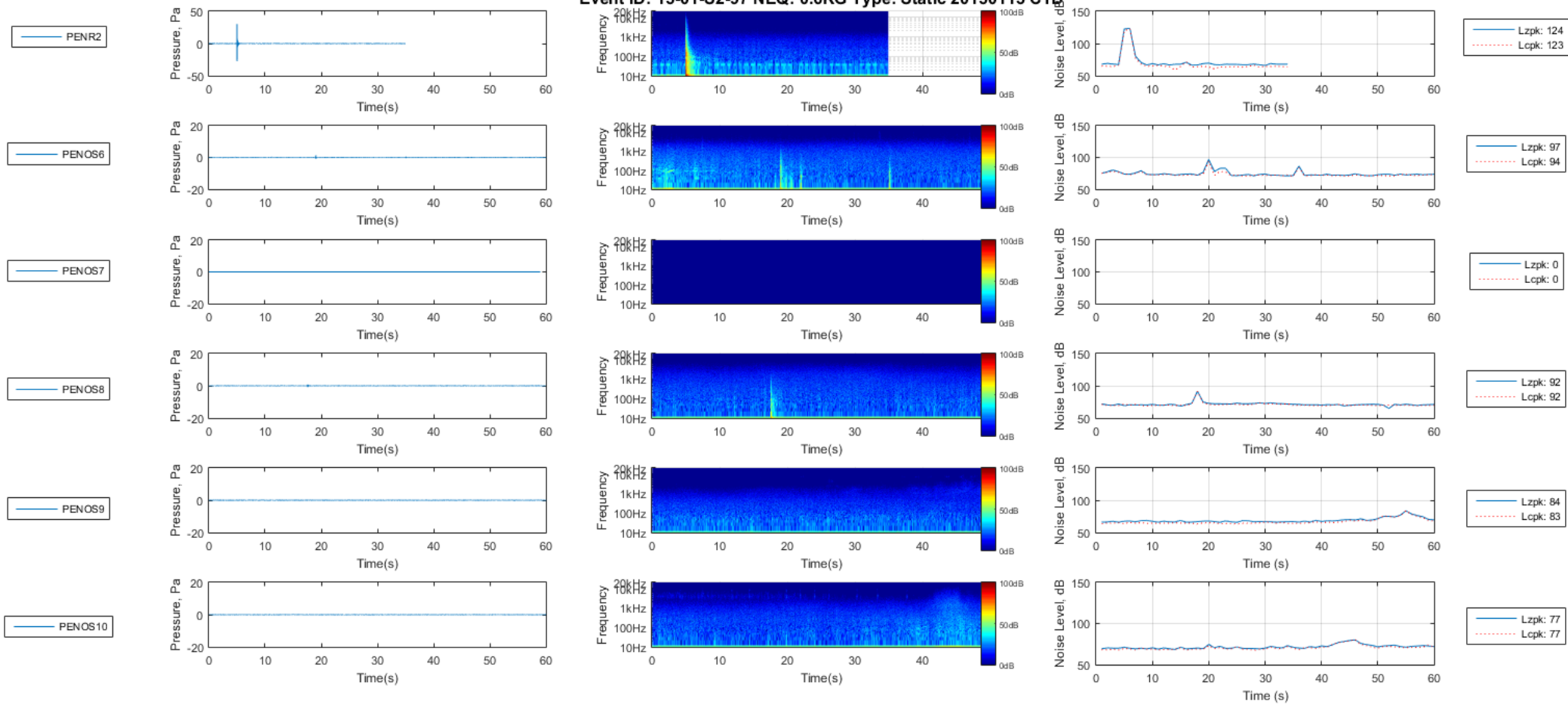


FIGURE 2.257: PEN_OS 6 - 10 15-01-S2-97

Event ID: 15-01-S2-97 NEQ: 0.6KG Type: Static 20150113

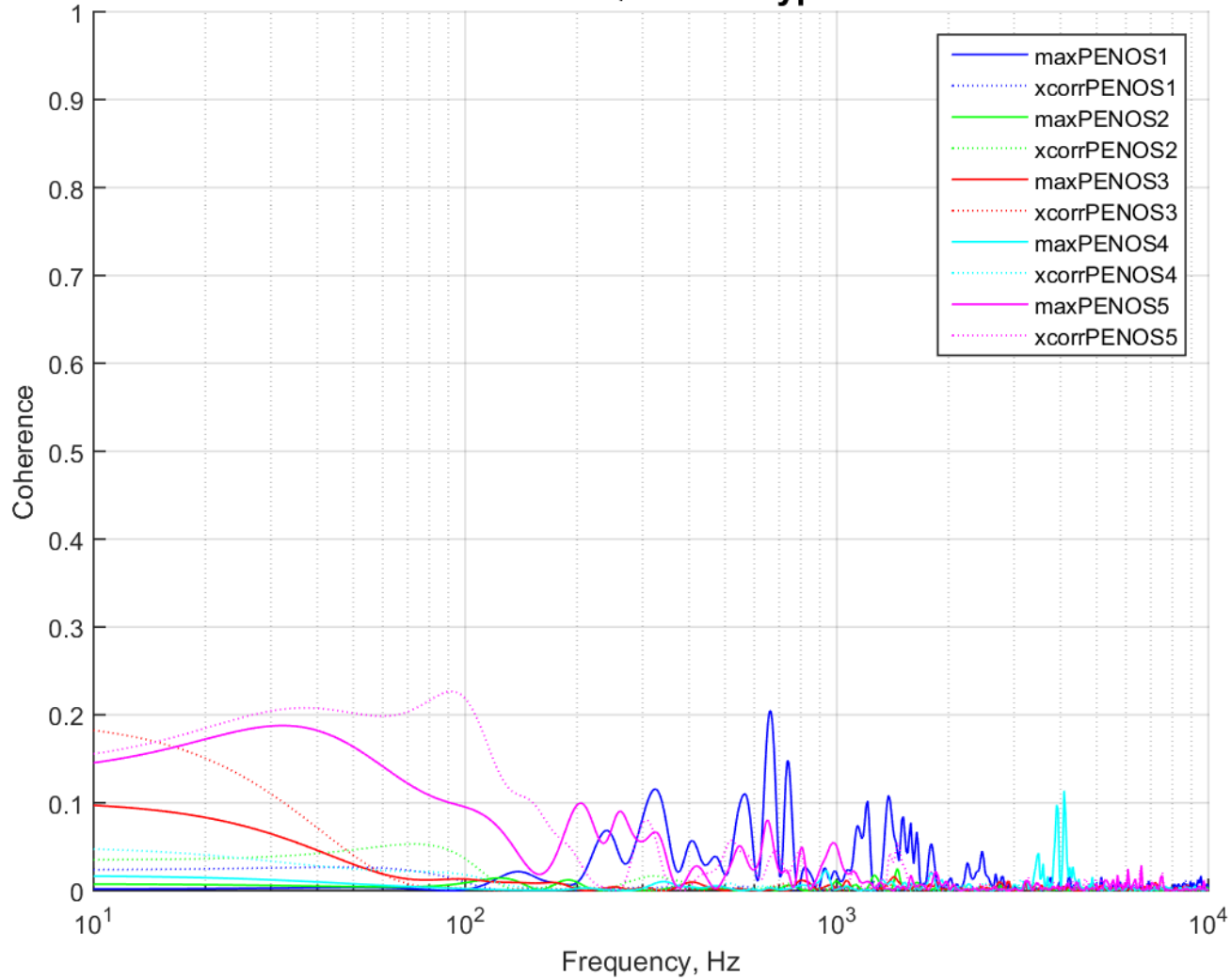


FIGURE 2.258: COHERENCE PEN_OS 1 - 5 15-01-S2-97

Event ID: 15-01-S2-97 NEQ: 0.6KG Type: Static 20150113

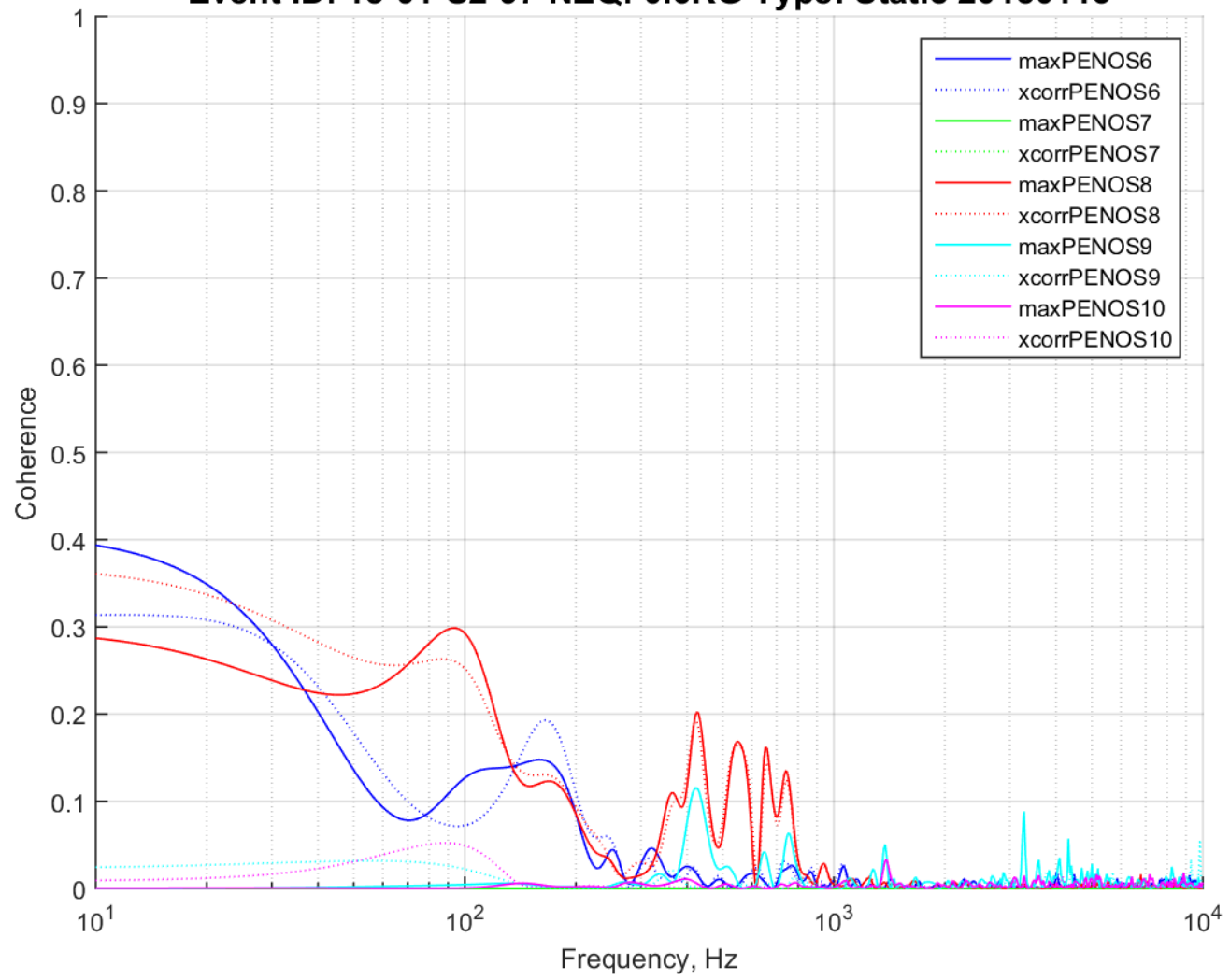


FIGURE 2.259: COHERENCE PEN_OS 6 - 10 15-01-S2-97CTD

Event ID: 15-01-S2-97 NEQ: 0.6KG Type: Static 20150113

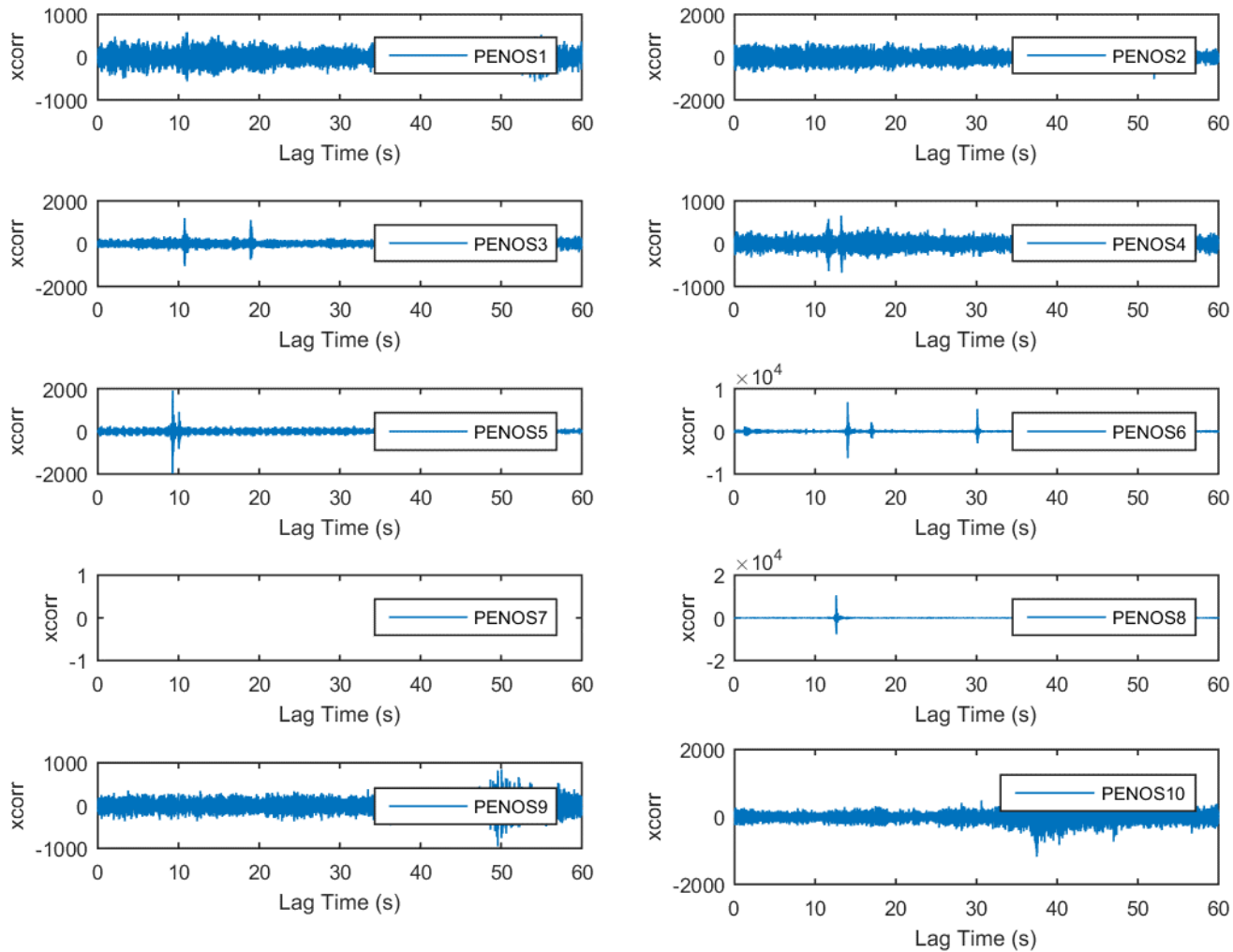


FIGURE 2.260: CROSS CORRELATION PEN_OS 1 - 10 15-01-S2-97

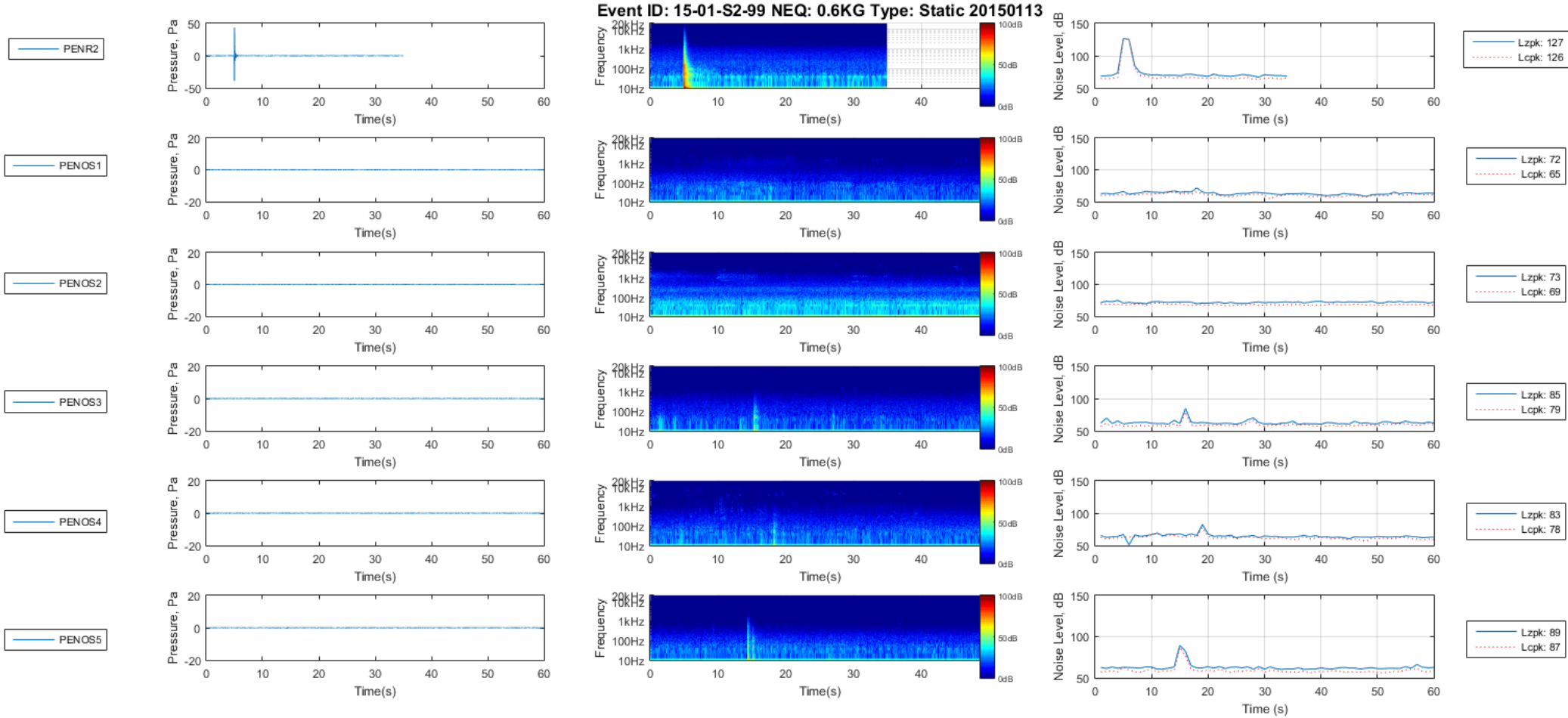


FIGURE 2.261: PEN_OS 1 - 5 15-01-S2-99

Event ID: 15-01-S2-99 NEQ: 0.6KG Type: Static 20150113 CTD

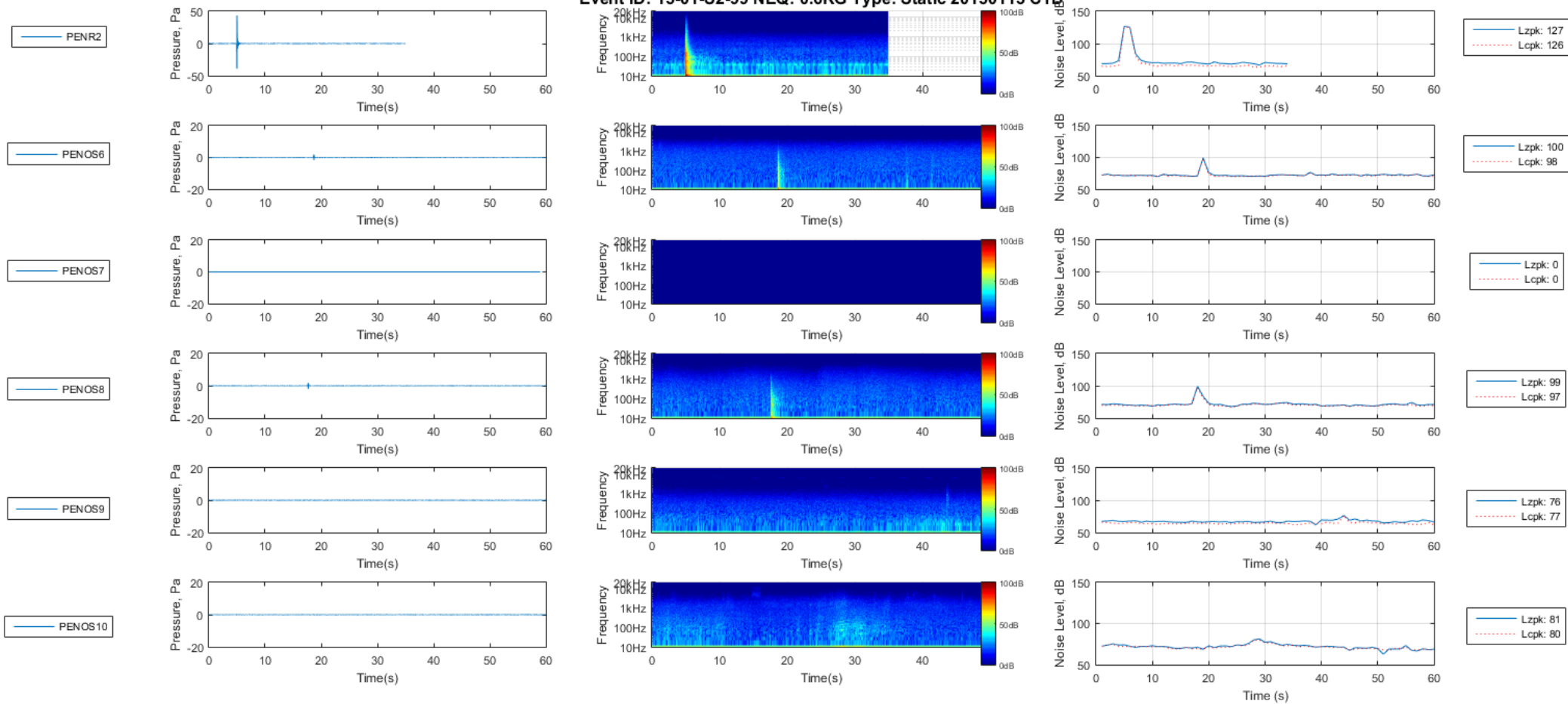


FIGURE 2.262: PEN_OS 6 - 10 15-01-S2-99

Event ID: 15-01-S2-99 NEQ: 0.6KG Type: Static 20150113

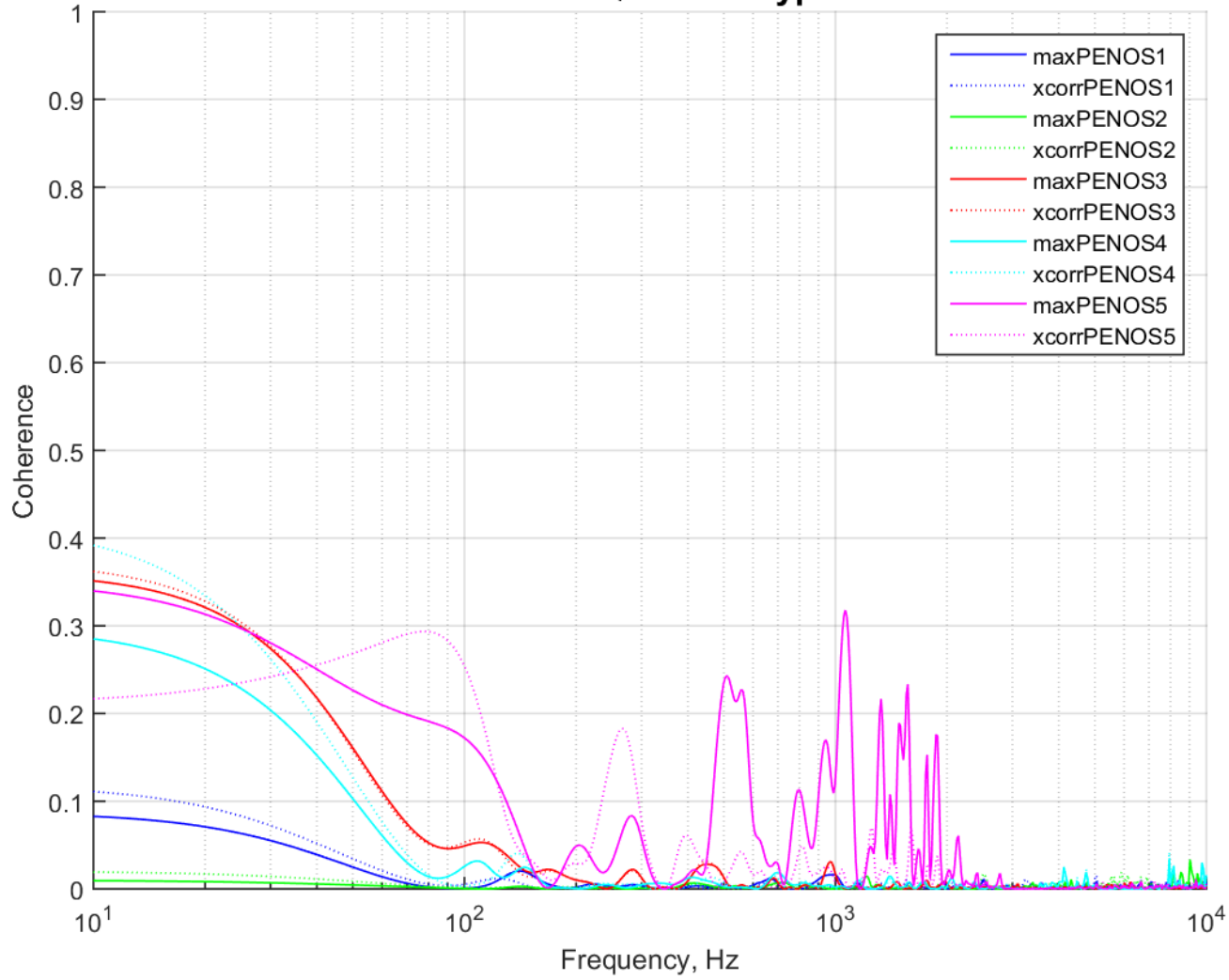


FIGURE 2.263: COHERENCE PEN_OS 1 - 5 15-01-S2-99

Event ID: 15-01-S2-99 NEQ: 0.6KG Type: Static 20150113

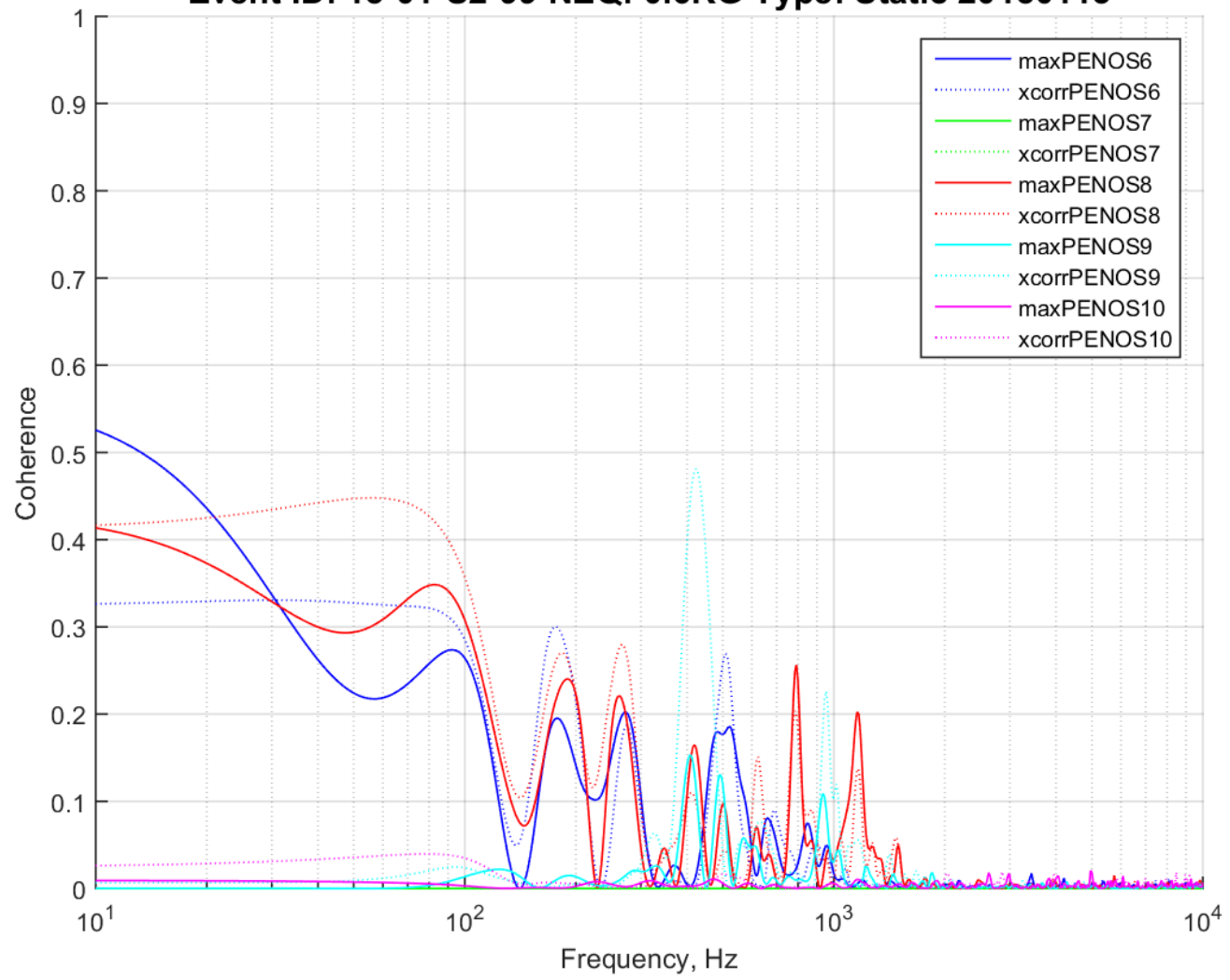


FIGURE 2.264: COHERENCE PEN_OS 6 - 10 15-01-S2-99CTD

Event ID: 15-01-S2-99 NEQ: 0.6KG Type: Static 20150113

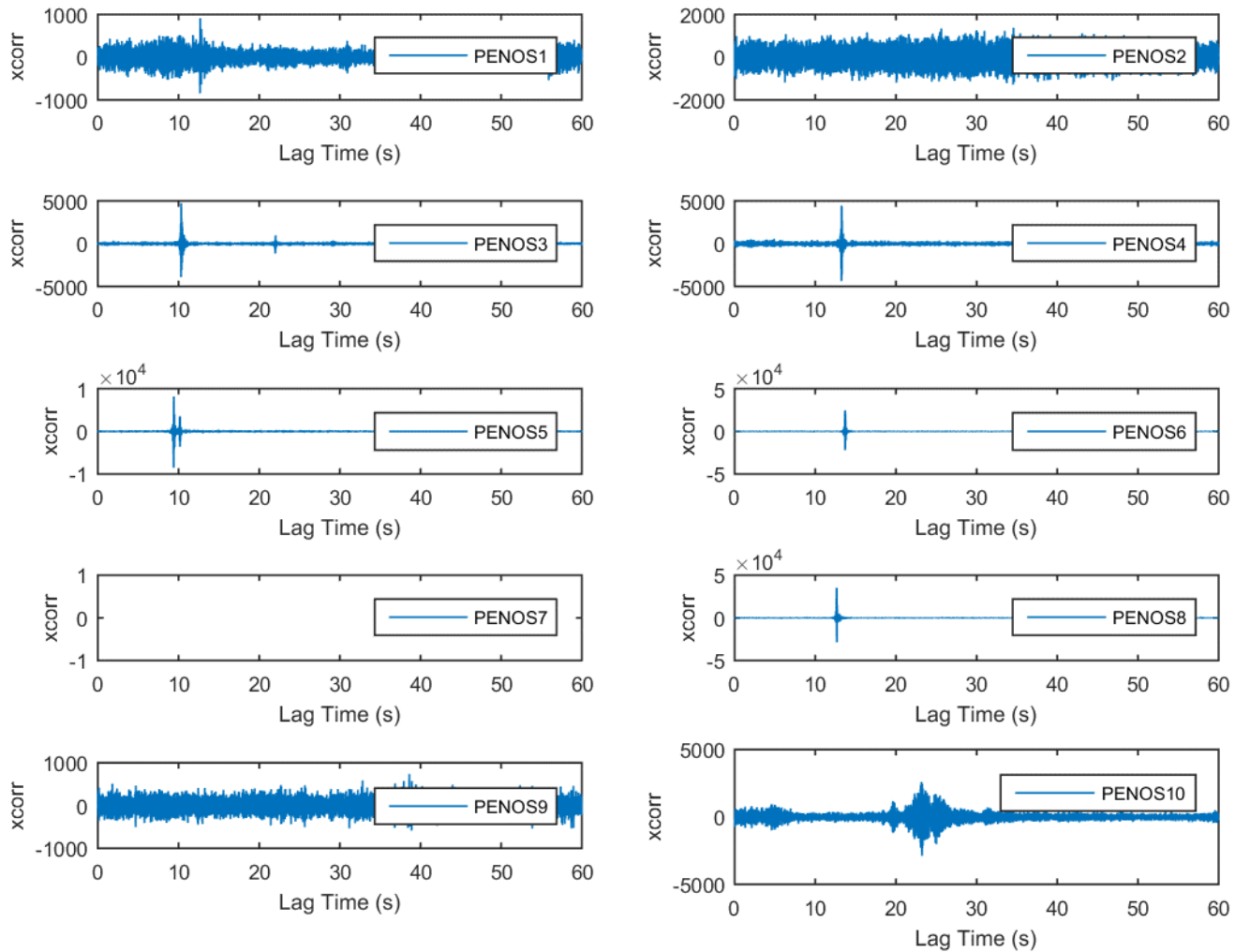


FIGURE 2.265: CROSS CORRELATION PEN_OS 1 - 10 15-01-S2-99

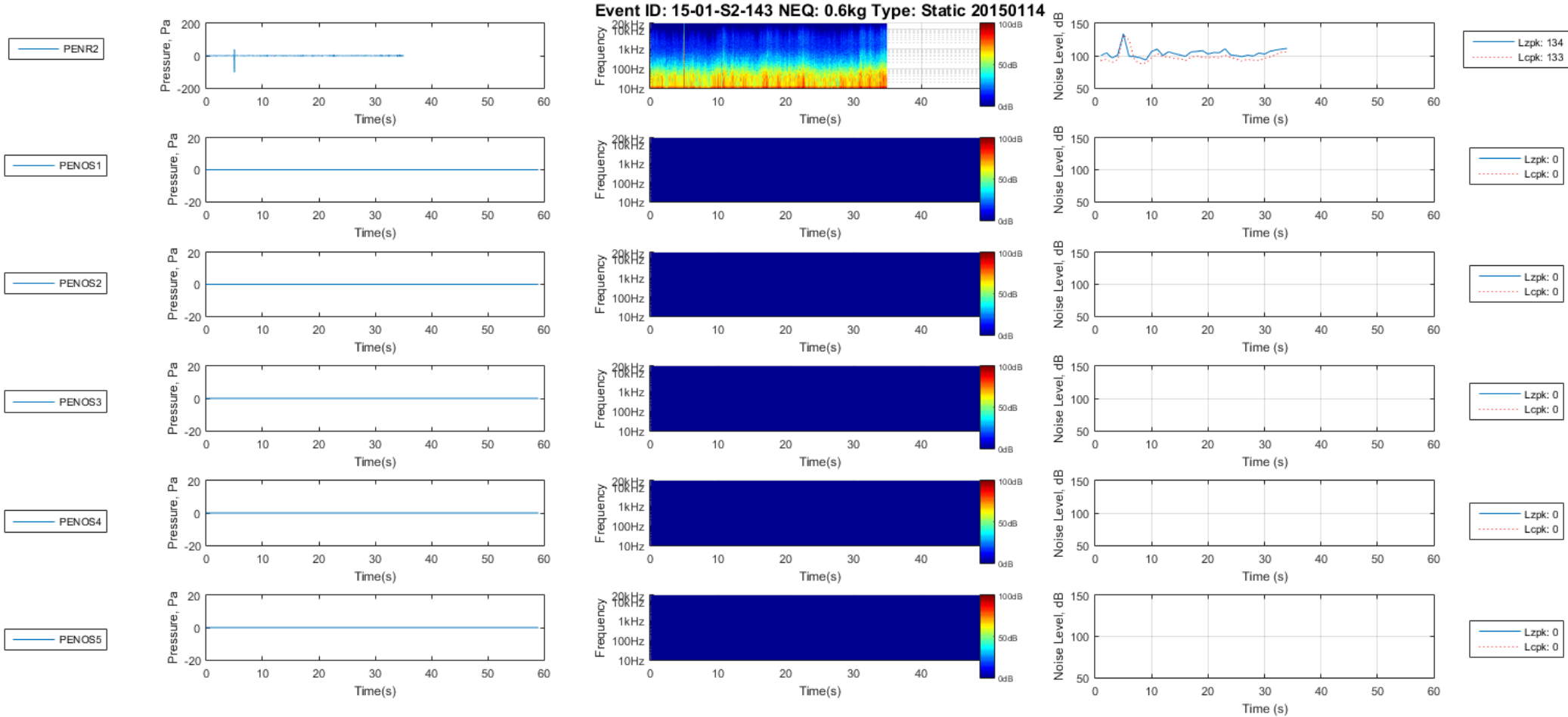


FIGURE 2.266: PEN_OS 1 - 5 15-01-S2-143

Event ID: 15-01-S2-143 NEQ: 0.6kg Type: Static 20150114 CTD

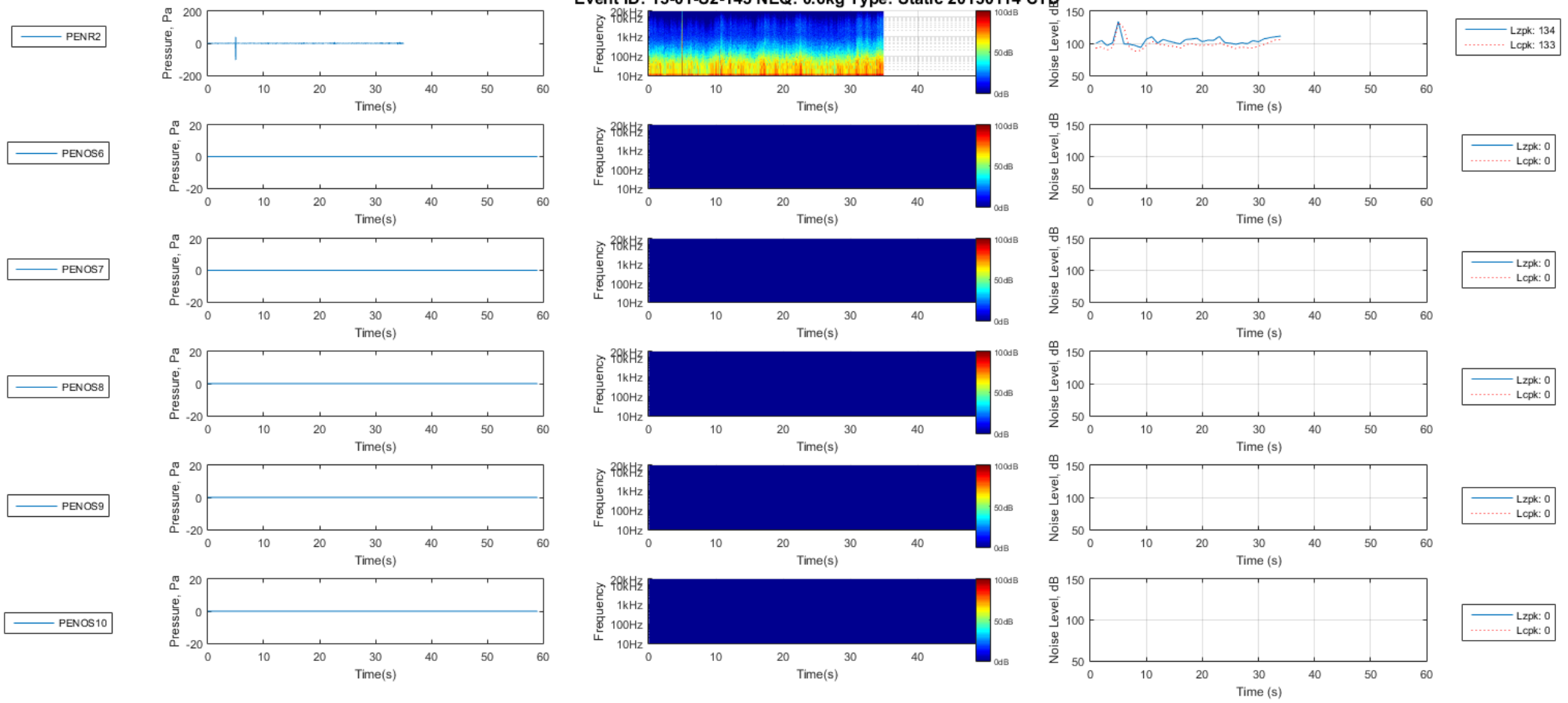


FIGURE 2.267: PEN_OS 6 - 10 15-01-S2-143

Event ID: 15-01-S2-143 NEQ: 0.6kg Type: Static 20150114

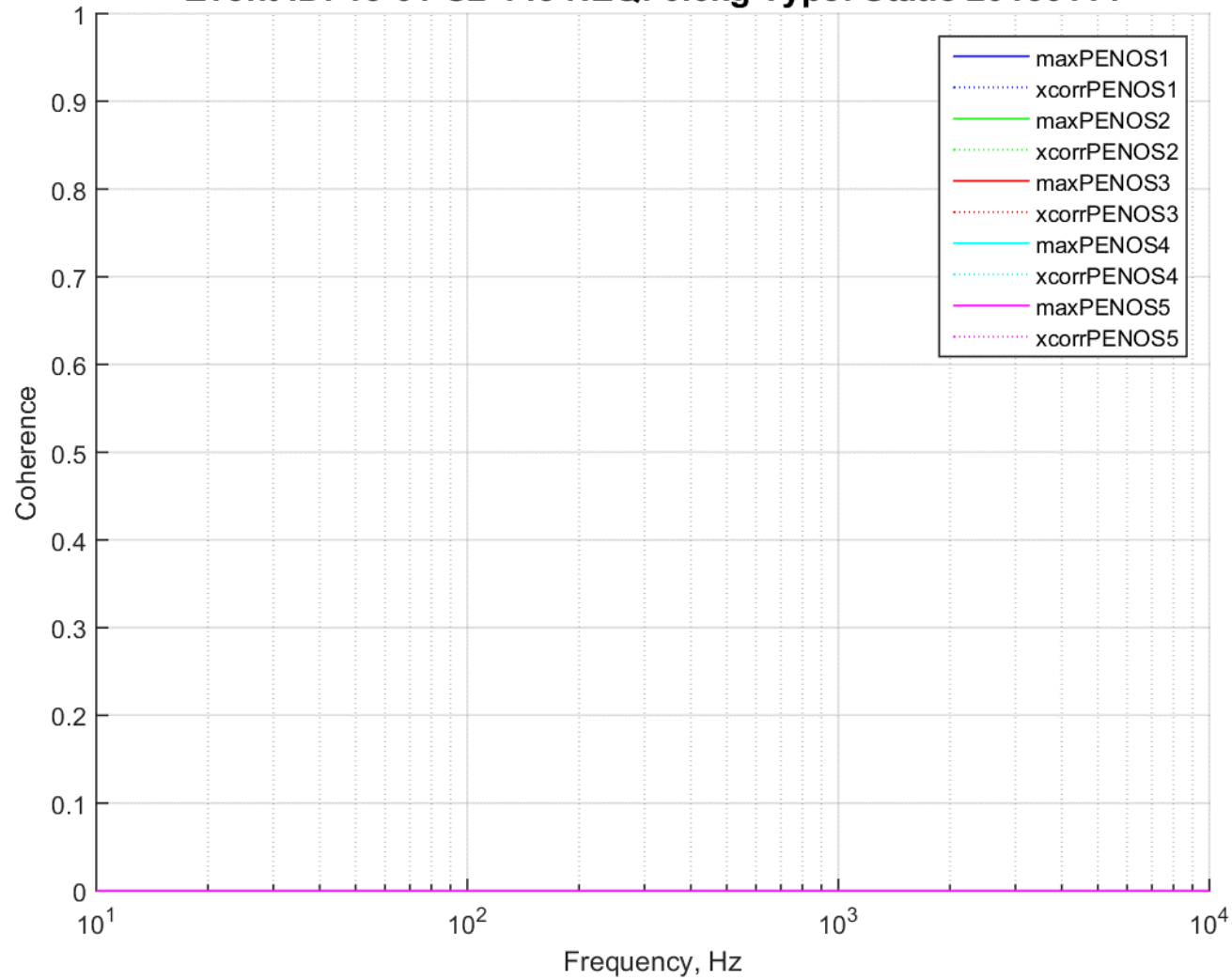


FIGURE 2.268: COHERENCE PEN_OS 1 - 5 15-01-S2-143

Event ID: 15-01-S2-143 NEQ: 0.6kg Type: Static 20150114

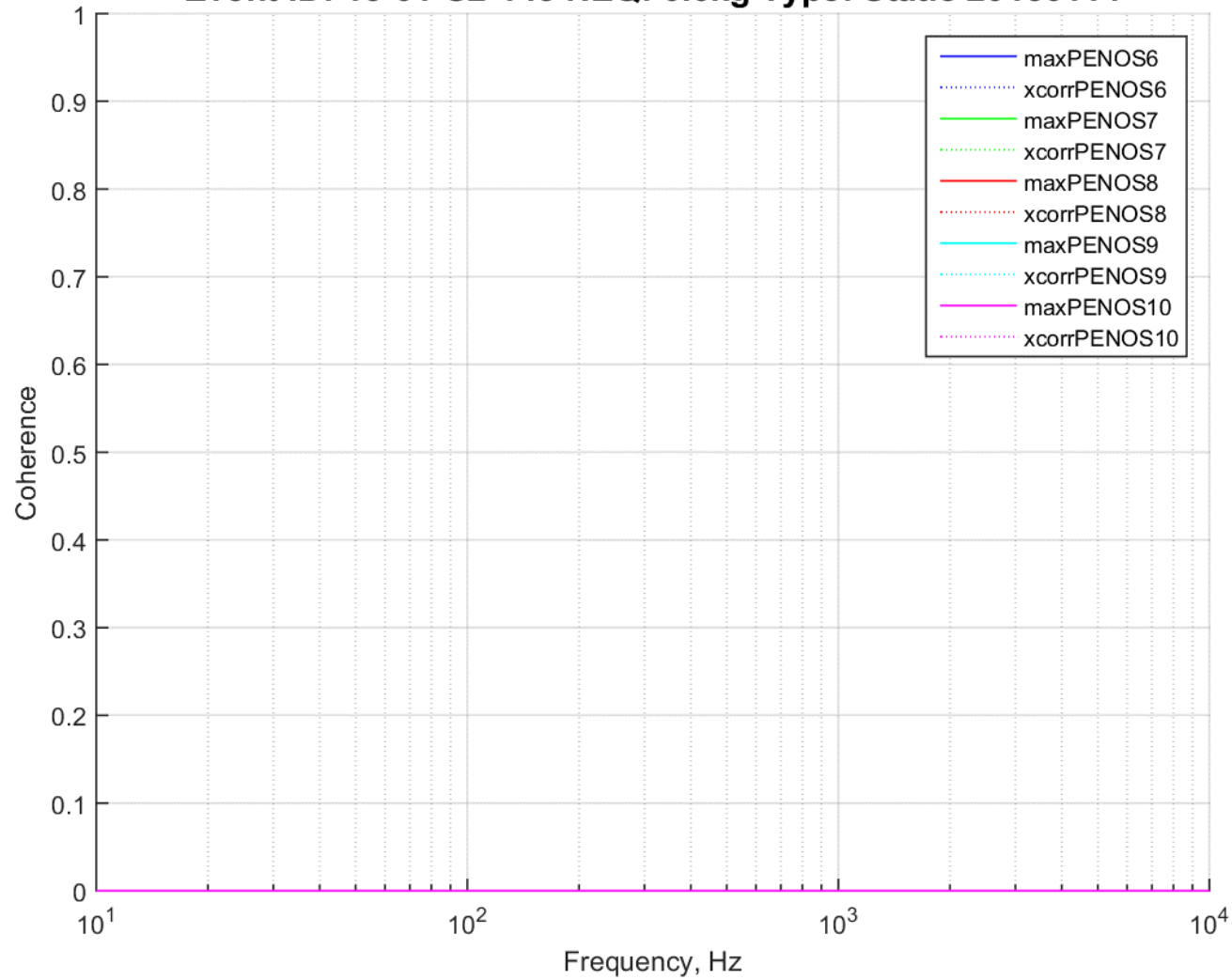


FIGURE 2.269: COHERENCE PEN_OS 6 - 10 15-01-S2-143CTD

Event ID: 15-01-S2-143 NEQ: 0.6kg Type: Static 20150114

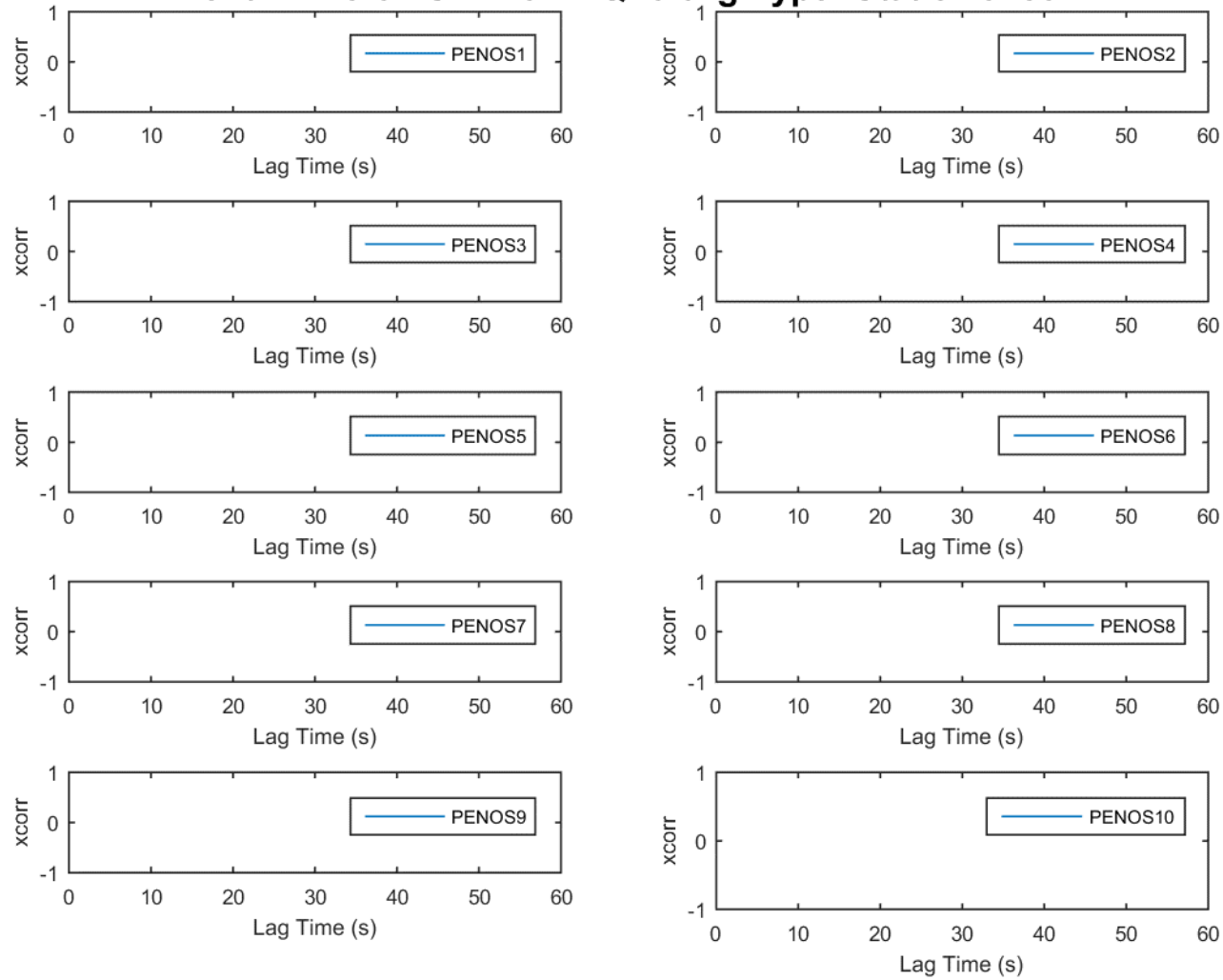


FIGURE 2.270: CROSS CORRELATION PEN_OS 1 - 10 15-01-S2-143

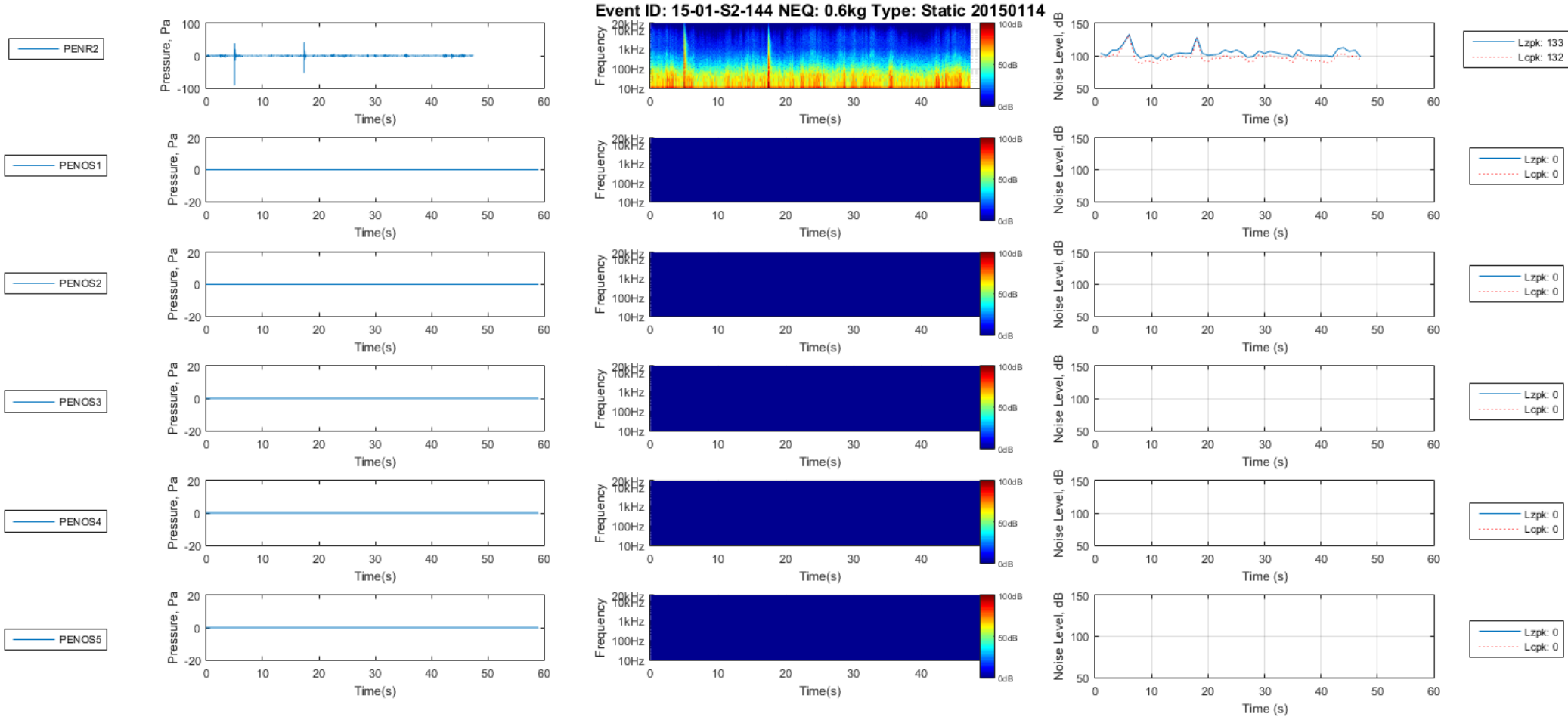


FIGURE 2.271: PEN_OS 1 - 5 15-01-S2-144

Event ID: 15-01-S2-144 NEQ: 0.6kg Type: Static 20150114 CTD

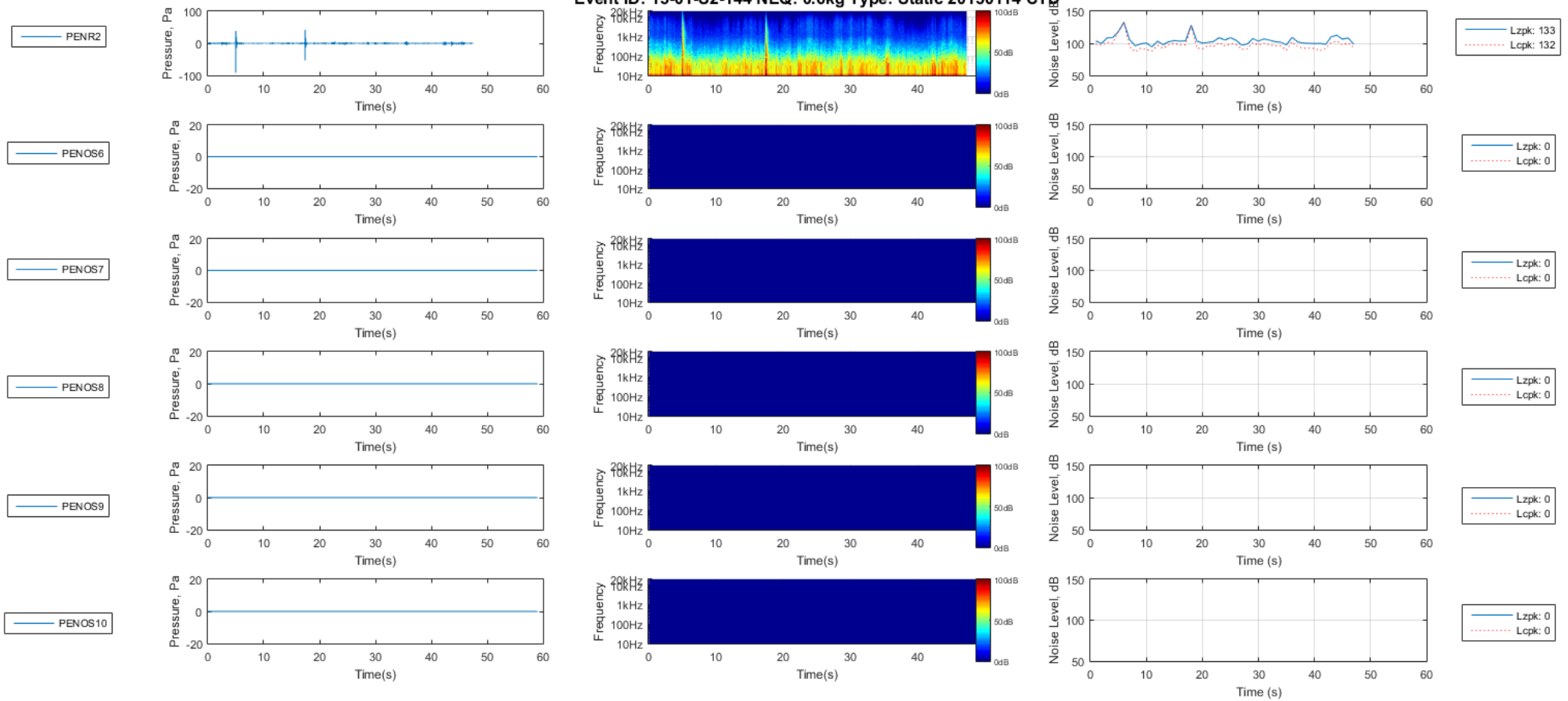


FIGURE 2.272: PEN_OS 6 - 10 15-01-S2-144

Event ID: 15-01-S2-144 NEQ: 0.6kg Type: Static 20150114

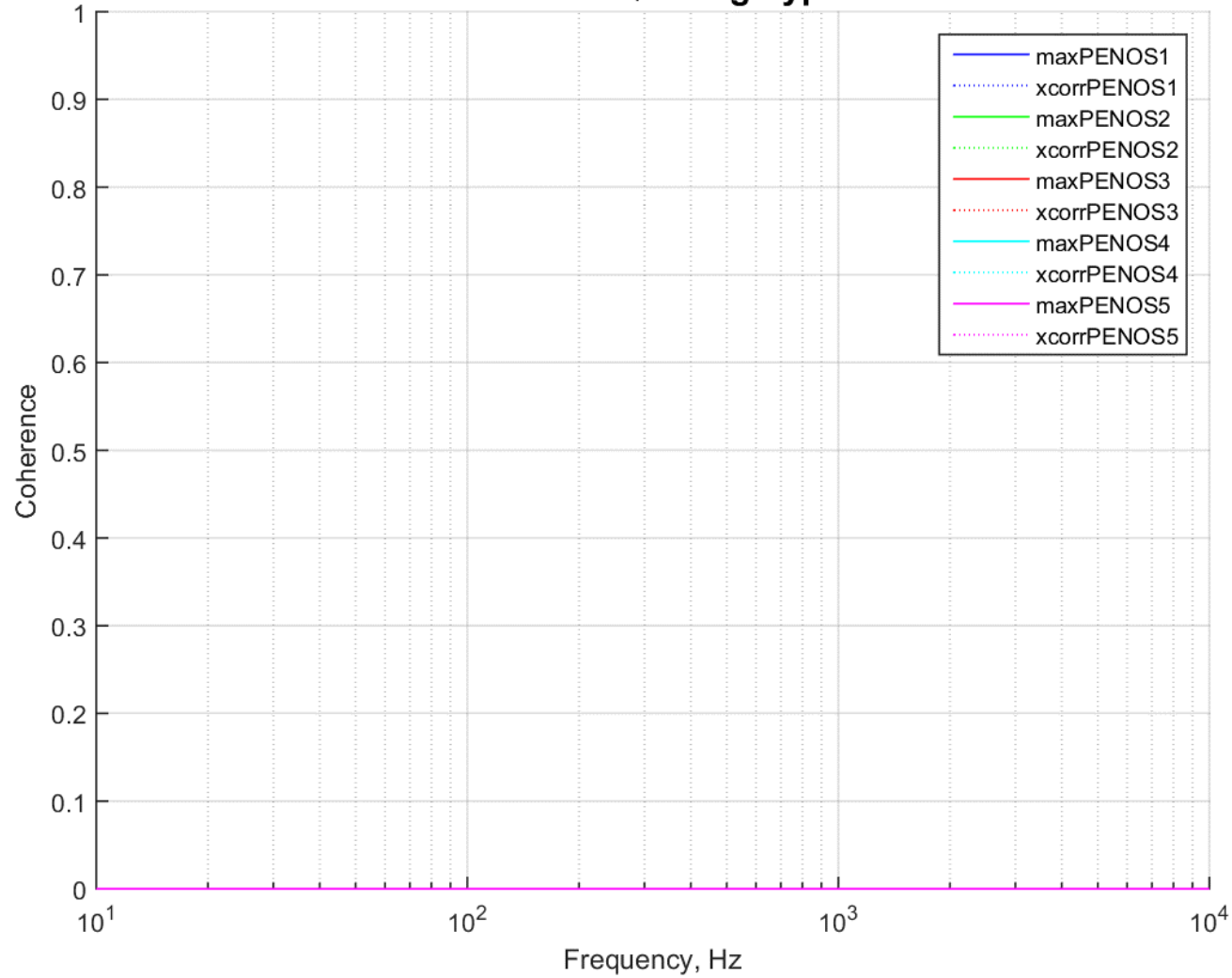


FIGURE 2.273: COHERENCE PEN_OS 1 - 5 15-01-S2-144

Event ID: 15-01-S2-144 NEQ: 0.6kg Type: Static 20150114

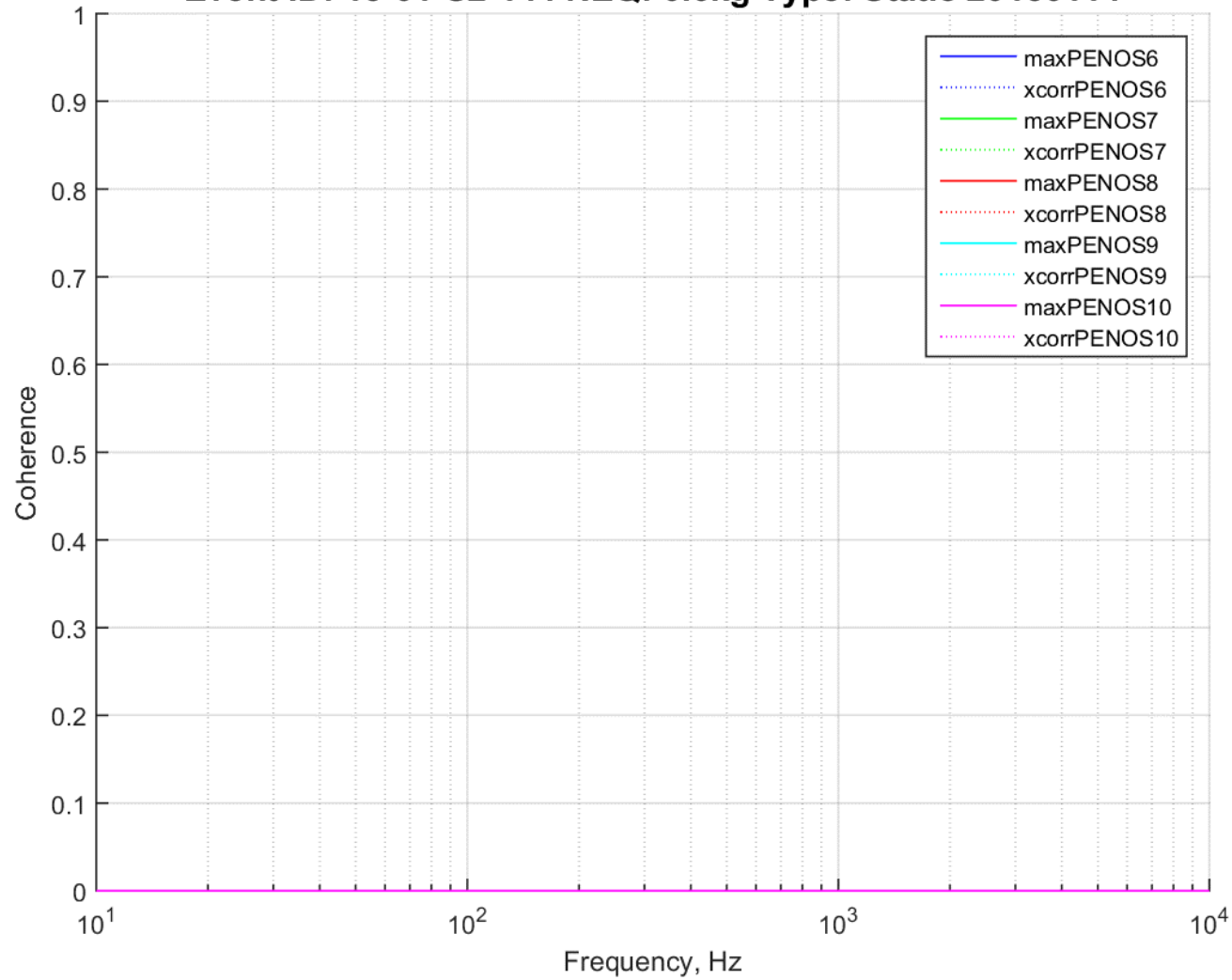


FIGURE 2.274: COHERENCE PEN_OS 6 - 10 15-01-S2-144CTD

Event ID: 15-01-S2-144 NEQ: 0.6kg Type: Static 20150114

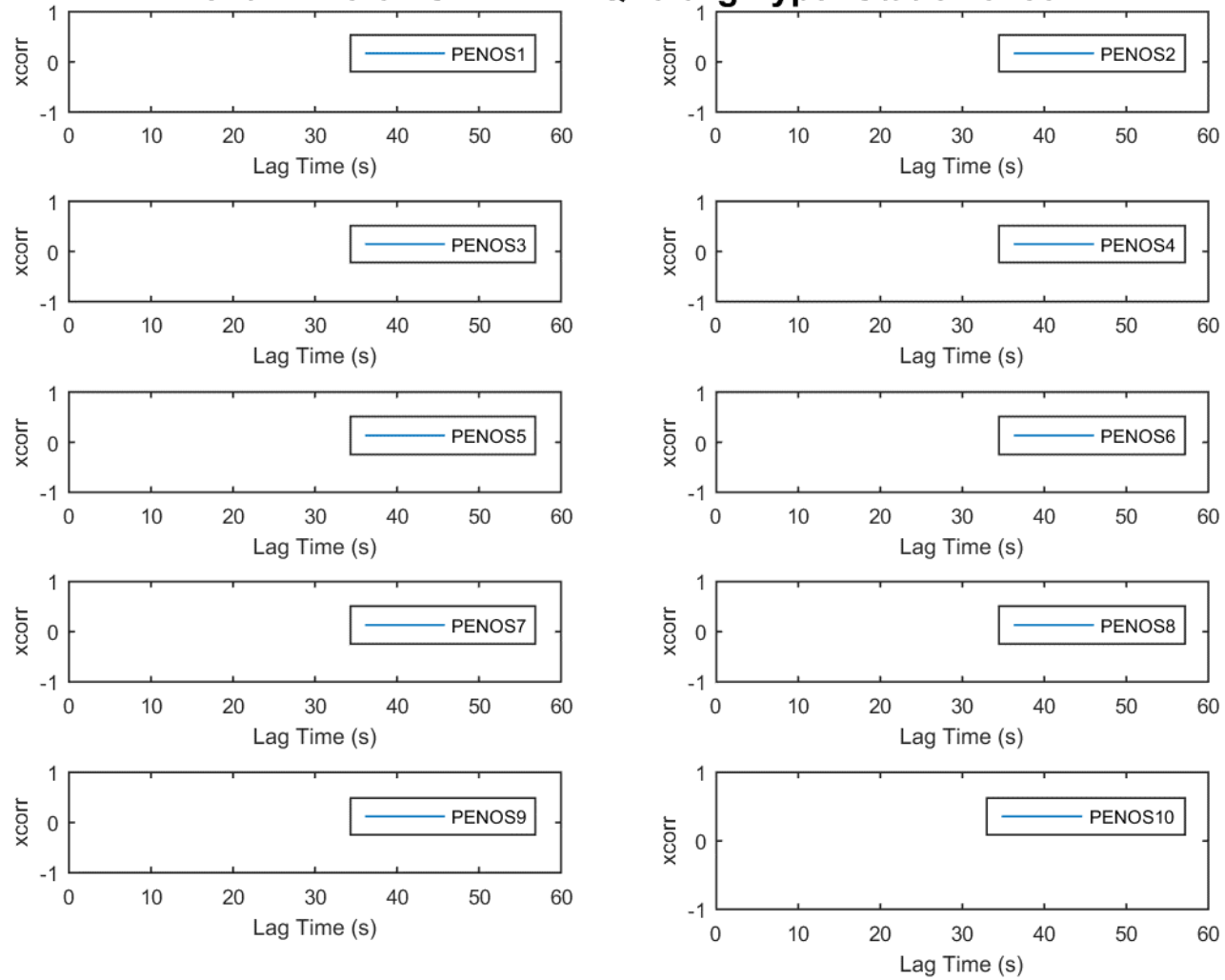


FIGURE 2.275: CROSS CORRELATION PEN_OS 1 - 10 15-01-S2-144

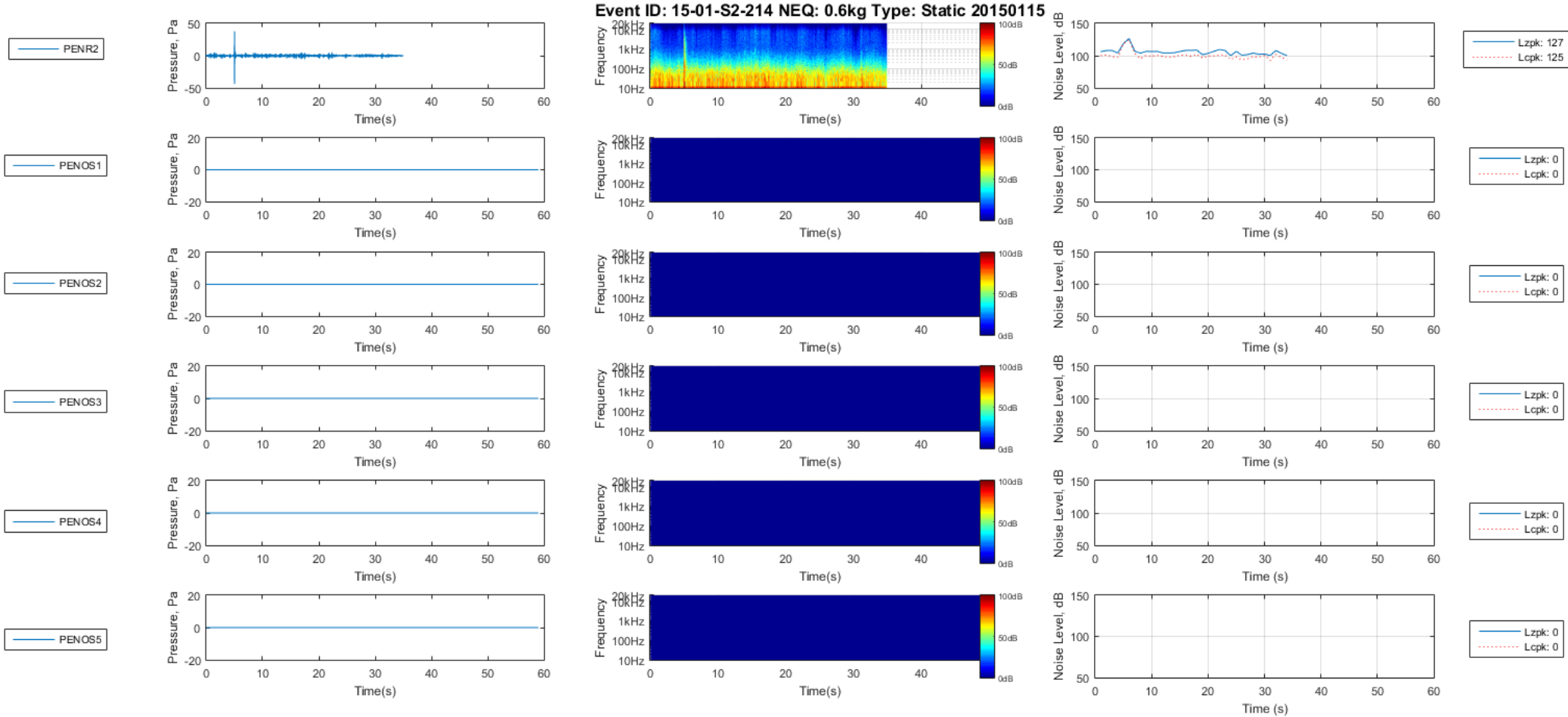


FIGURE 2.276: PEN_OS 1 - 5 15-01-S2-214

Event ID: 15-01-S2-214 NEQ: 0.6kg Type: Static 20150115 CTD

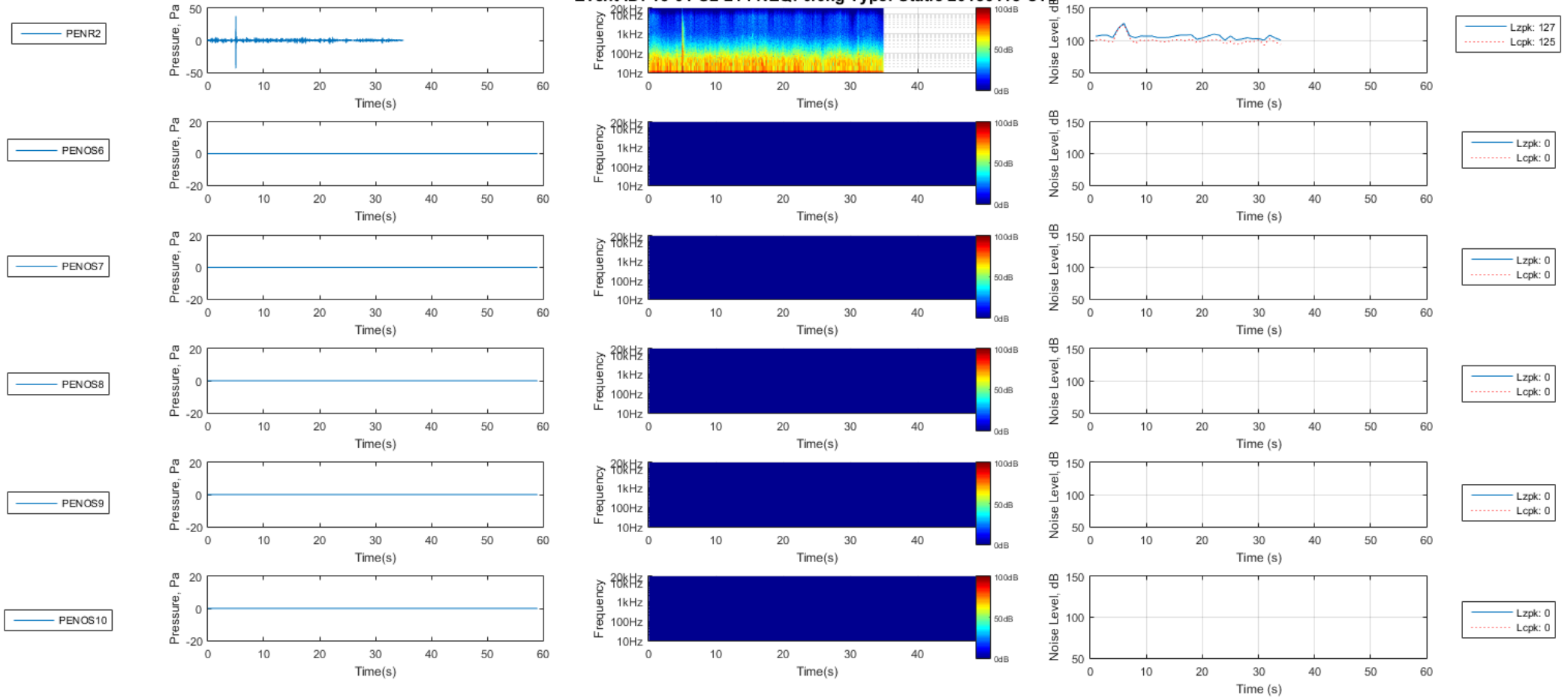


FIGURE 2.277: PEN_OS 6 - 10 15-01-S2-214

Event ID: 15-01-S2-214 NEQ: 0.6kg Type: Static 20150115

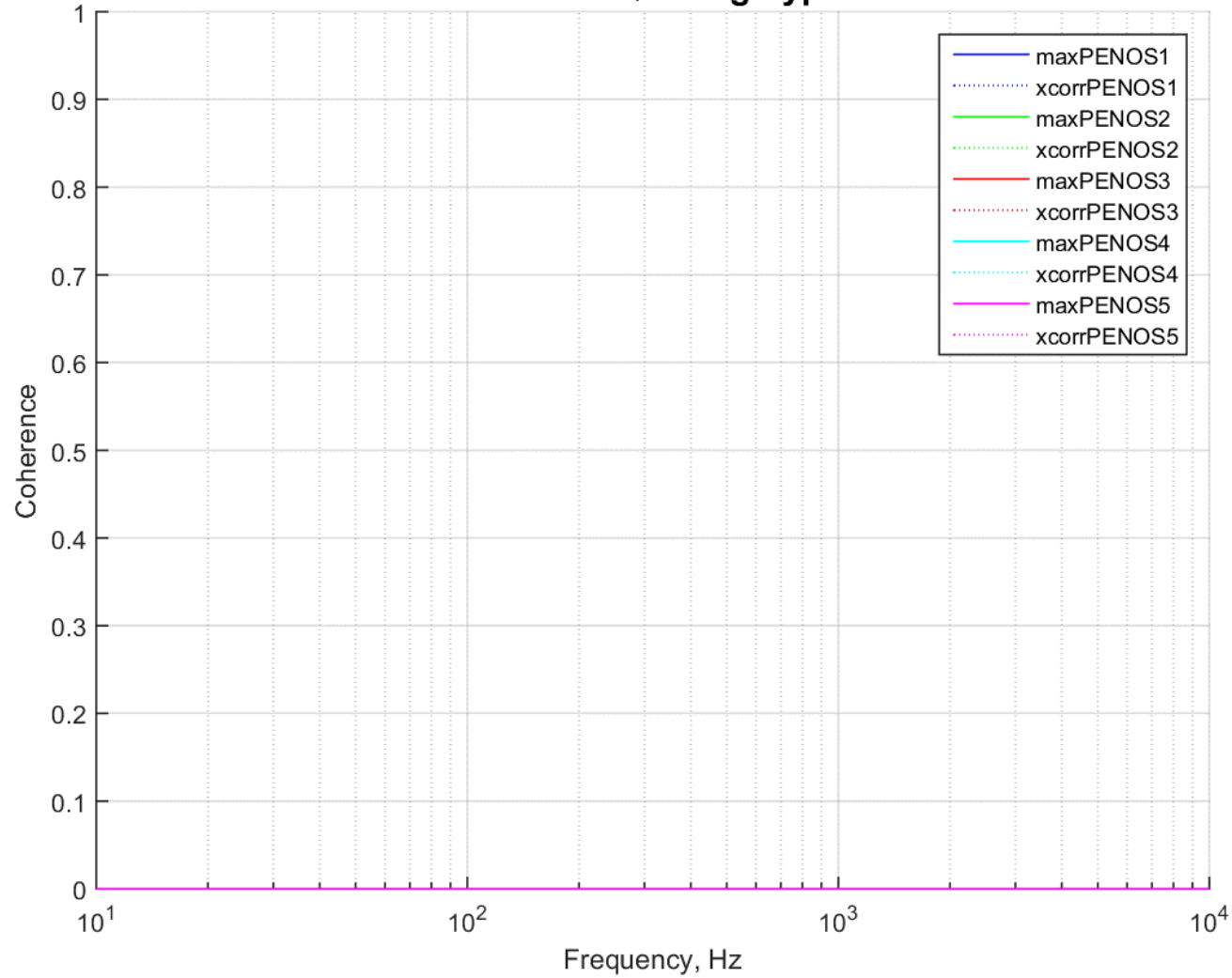


FIGURE 2.278: COHERENCE PEN_OS 1 - 5 15-01-S2-214

Event ID: 15-01-S2-214 NEQ: 0.6kg Type: Static 20150115

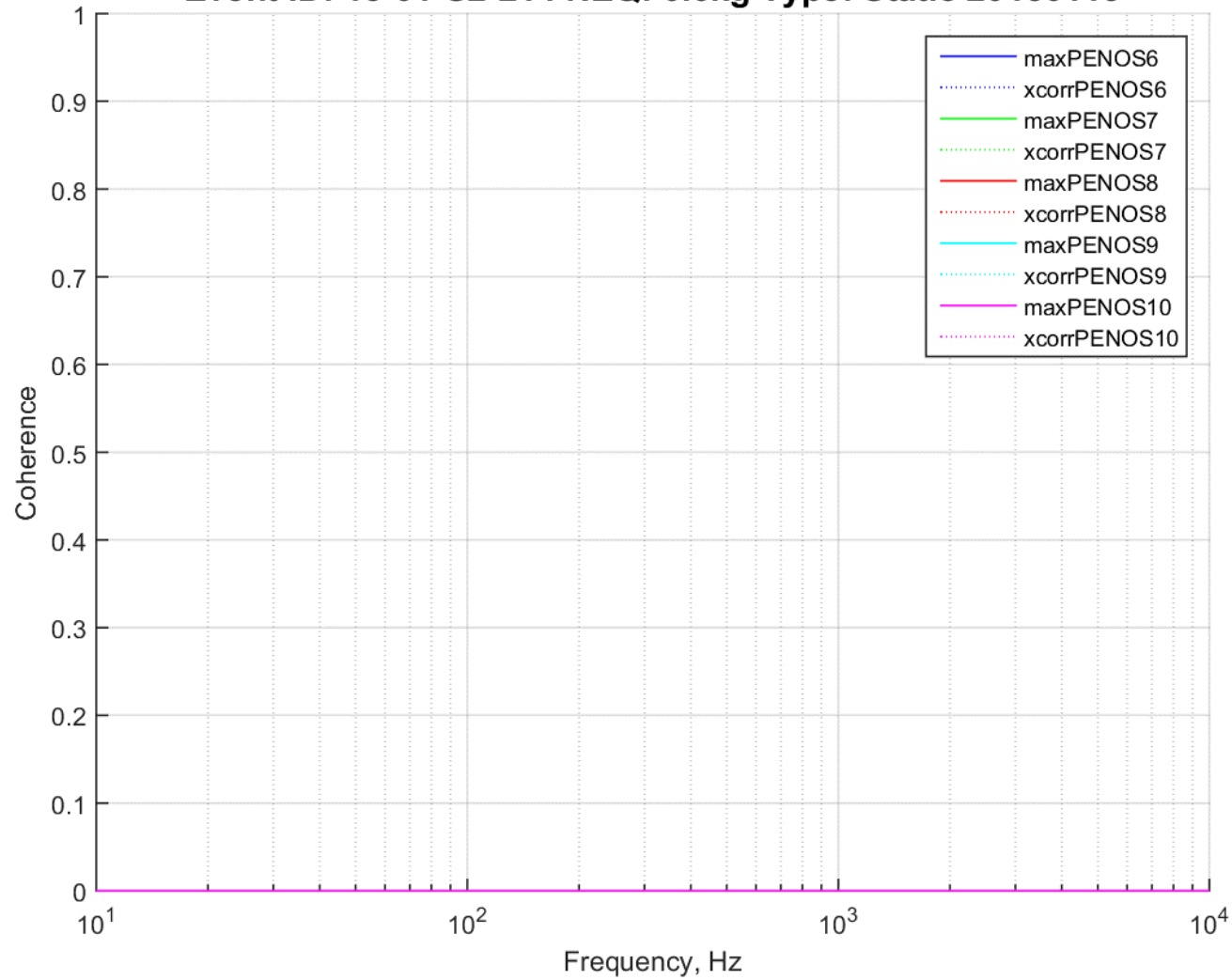


FIGURE 2.279: COHERENCE PEN_OS 6 - 10 15-01-S2-214CTD

Event ID: 15-01-S2-214 NEQ: 0.6kg Type: Static 20150115

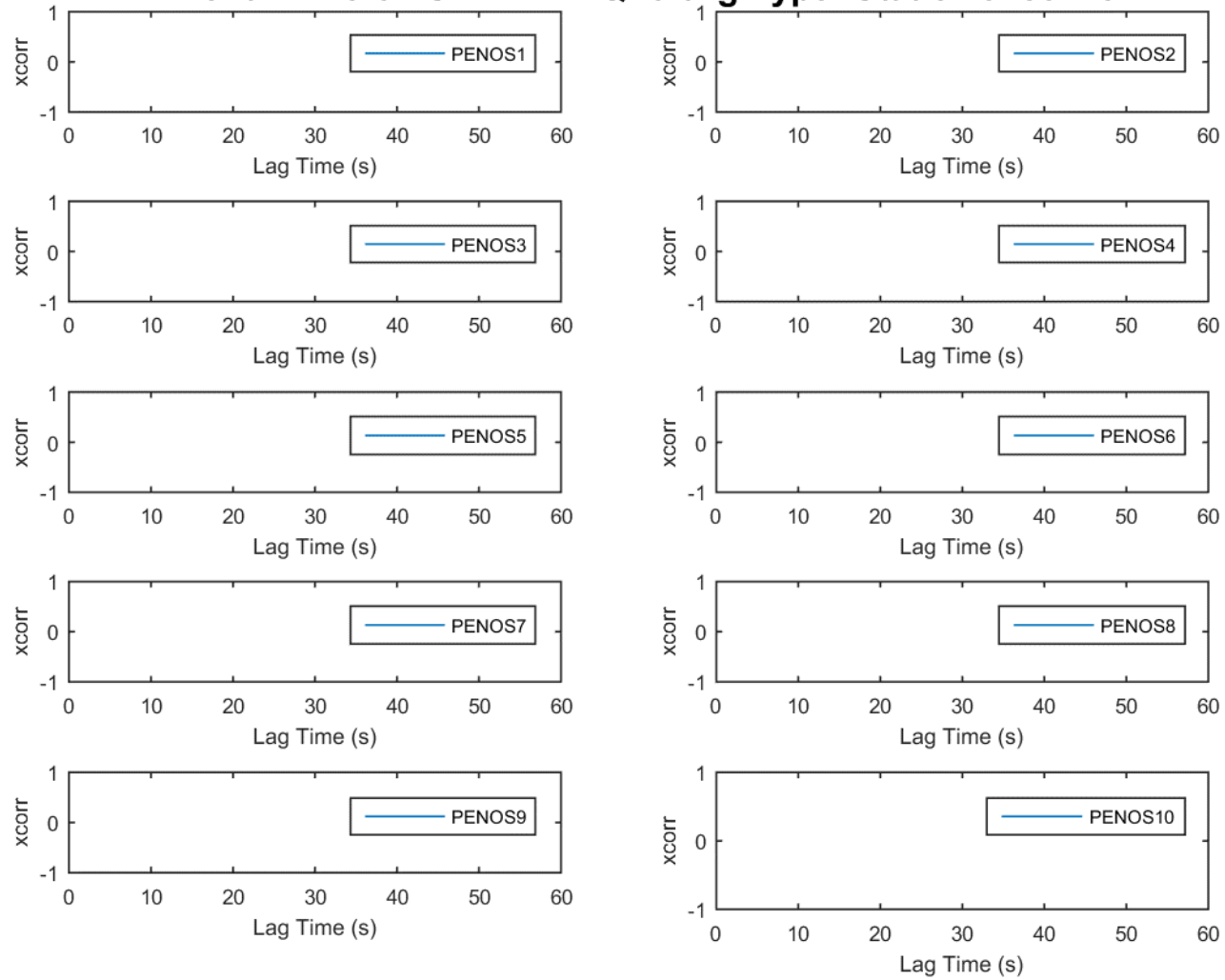


FIGURE 2.280: CROSS CORRELATION PEN_OS 1 - 10 15-01-S2-214

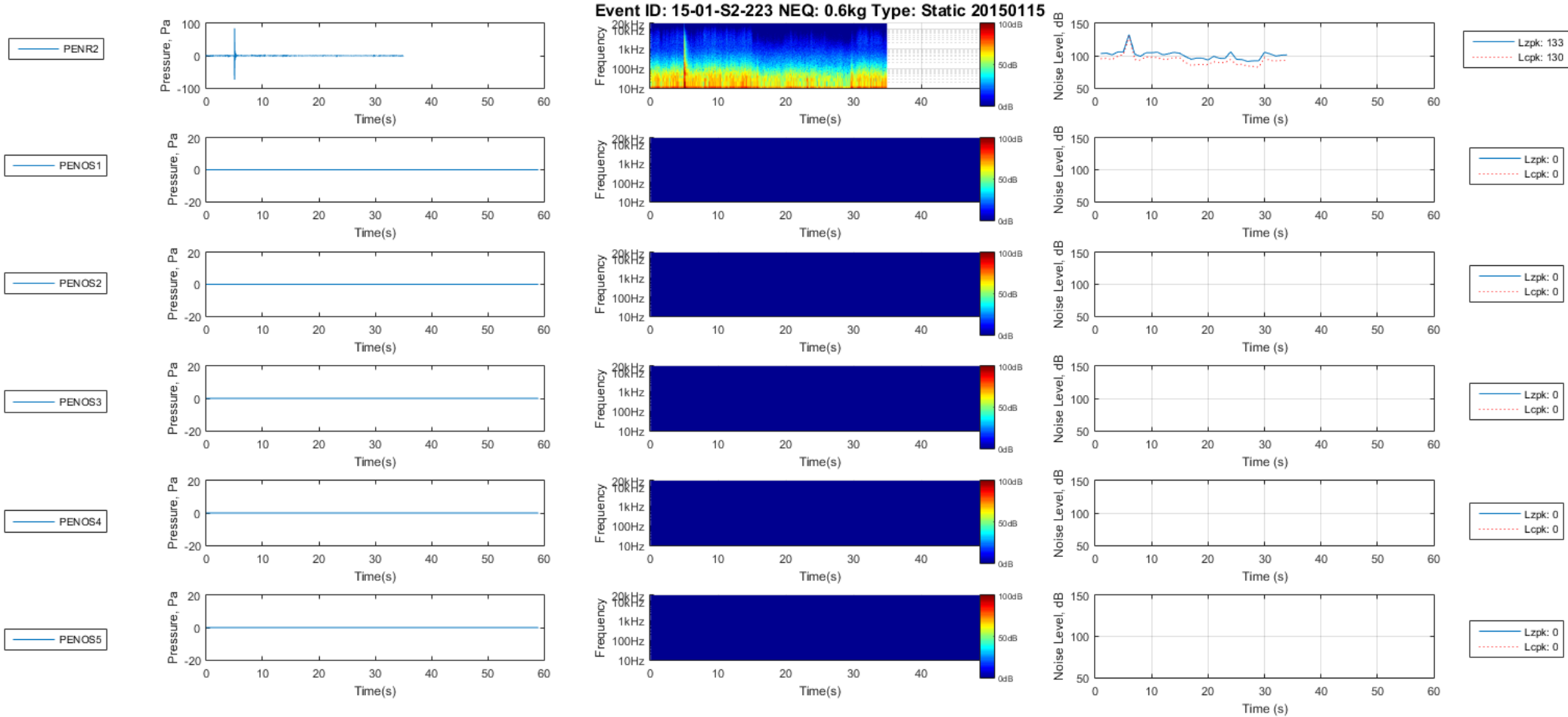


FIGURE 2.281: PEN_OS 1 - 5 15-01-S2-223

Event ID: 15-01-S2-223 NEQ: 0.6kg Type: Static 20150115 CTD

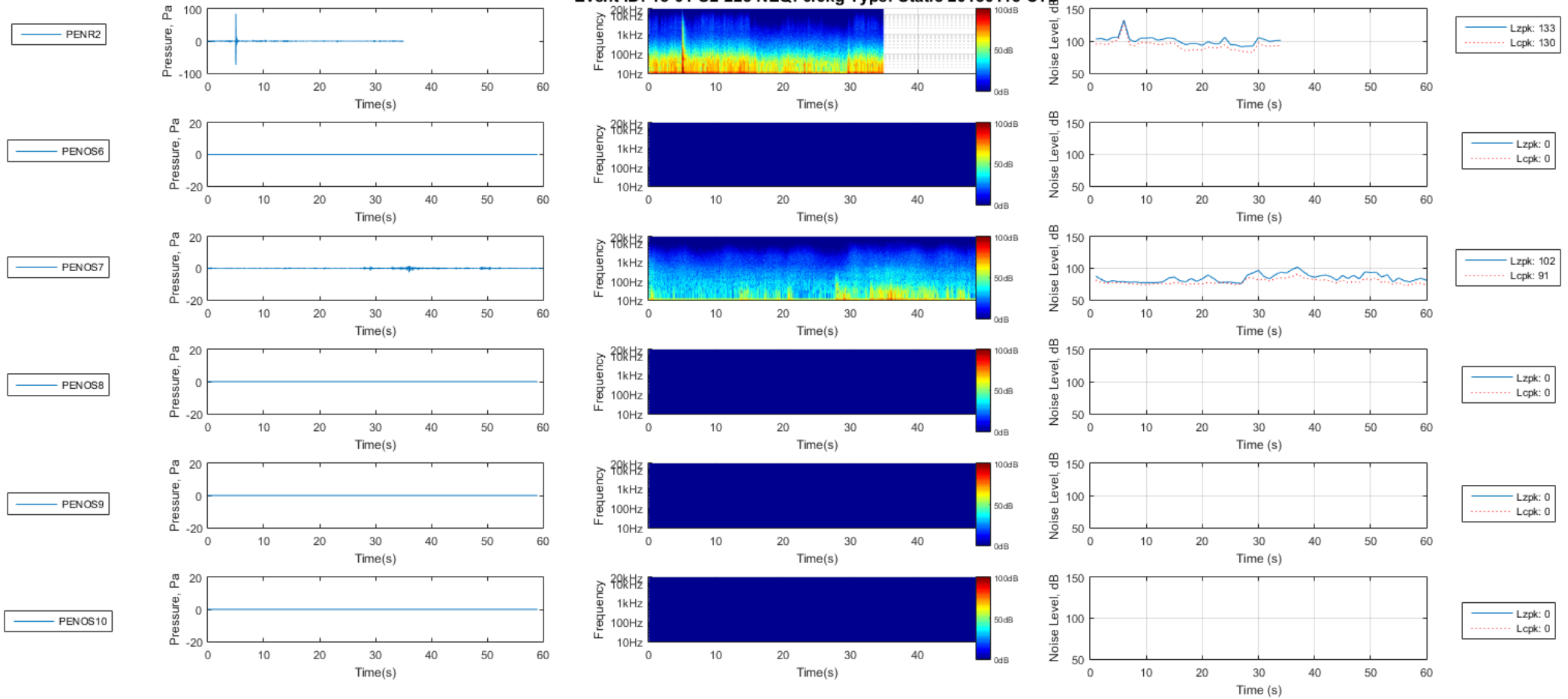


FIGURE 2.282: PEN_OS 6 - 10 15-01-S2-223

Event ID: 15-01-S2-223 NEQ: 0.6kg Type: Static 20150115

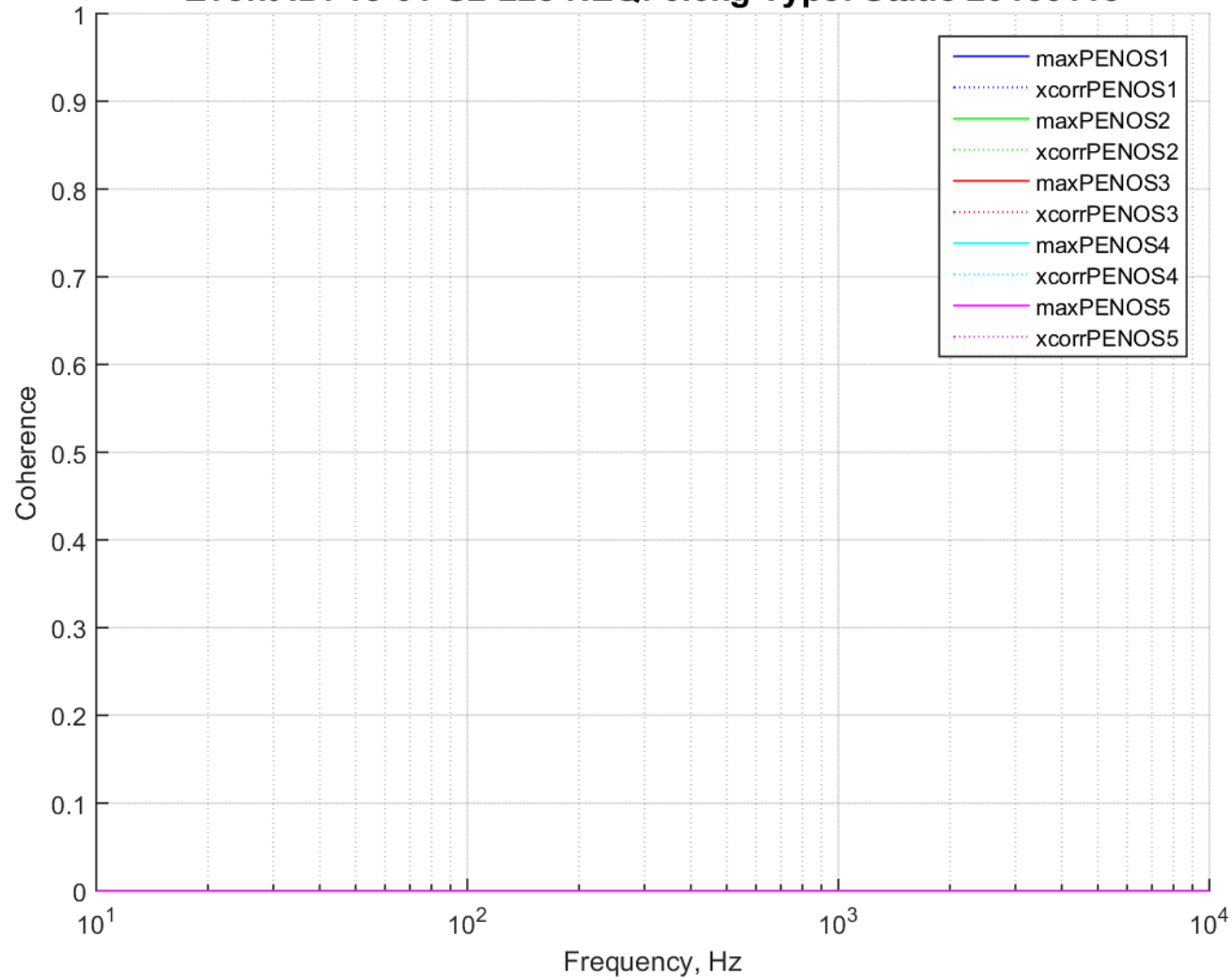


FIGURE 2.283: COHERENCE PEN_OS 1 - 5 15-01-S2-223

Event ID: 15-01-S2-223 NEQ: 0.6kg Type: Static 20150115

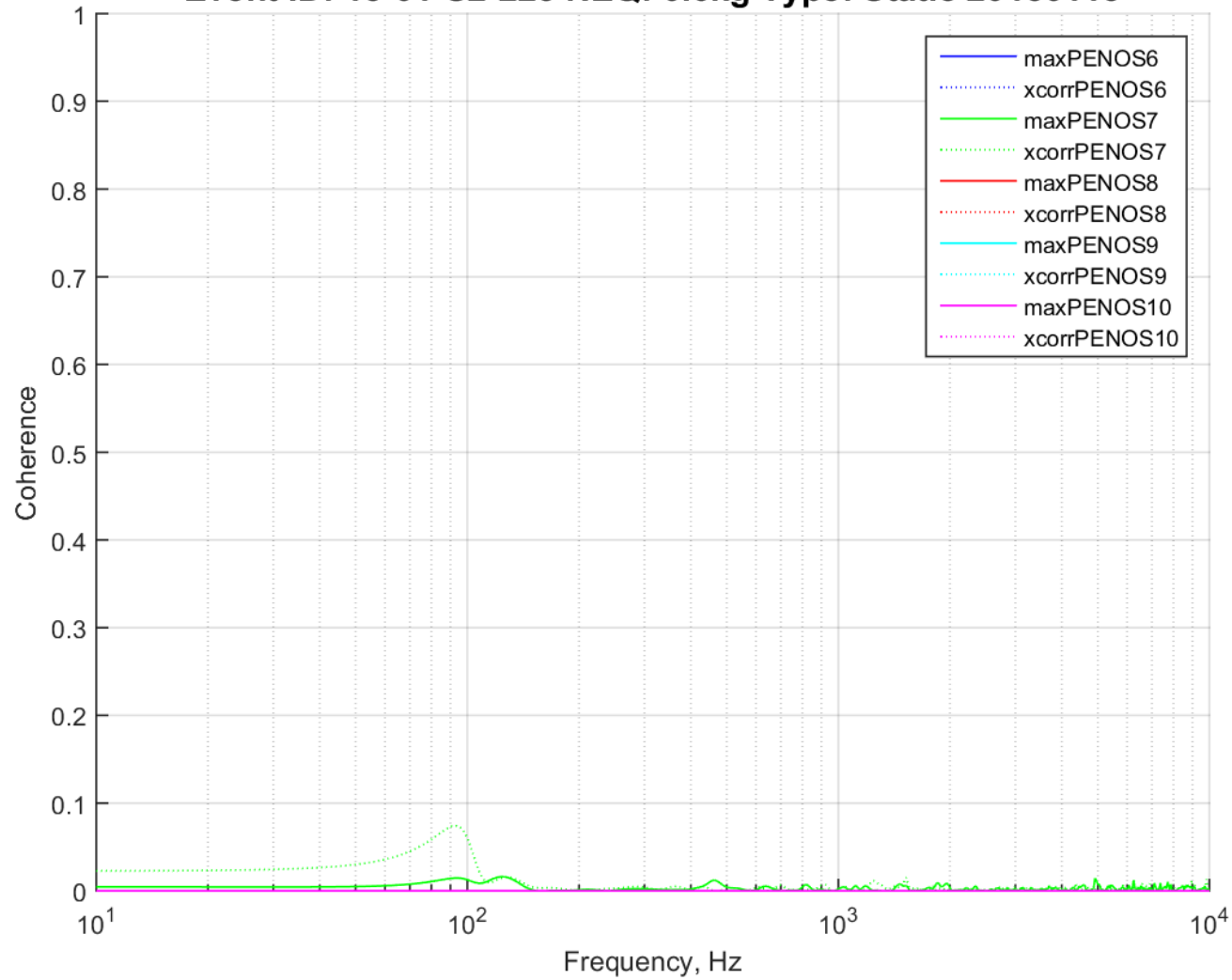


FIGURE 2.284: COHERENCE PEN_OS 6 - 10 15-01-S2-223CTD

Event ID: 15-01-S2-223 NEQ: 0.6kg Type: Static 20150115

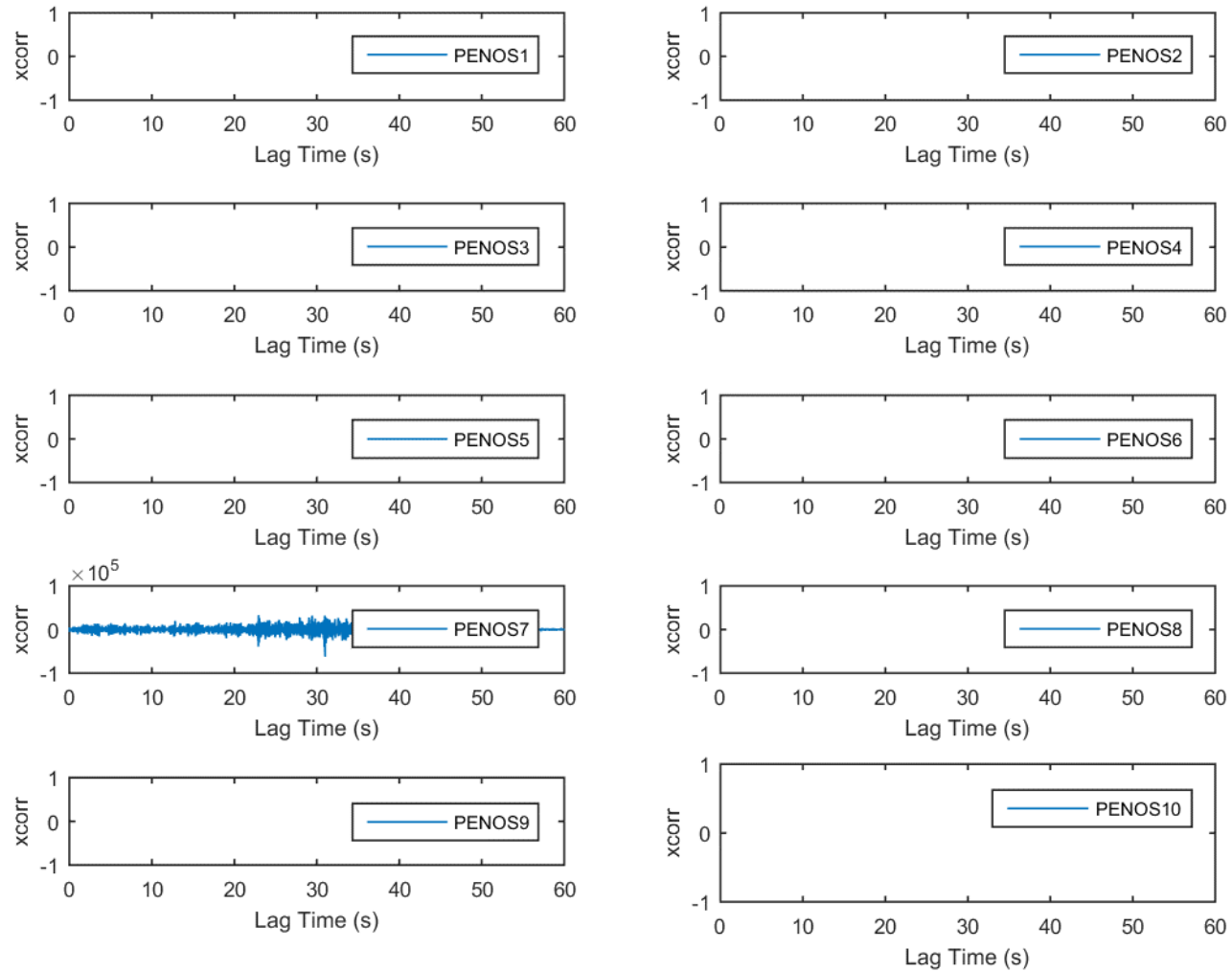


FIGURE 2.285: CROSS CORRELATION PEN_OS 1 - 10 15-01-S2-223

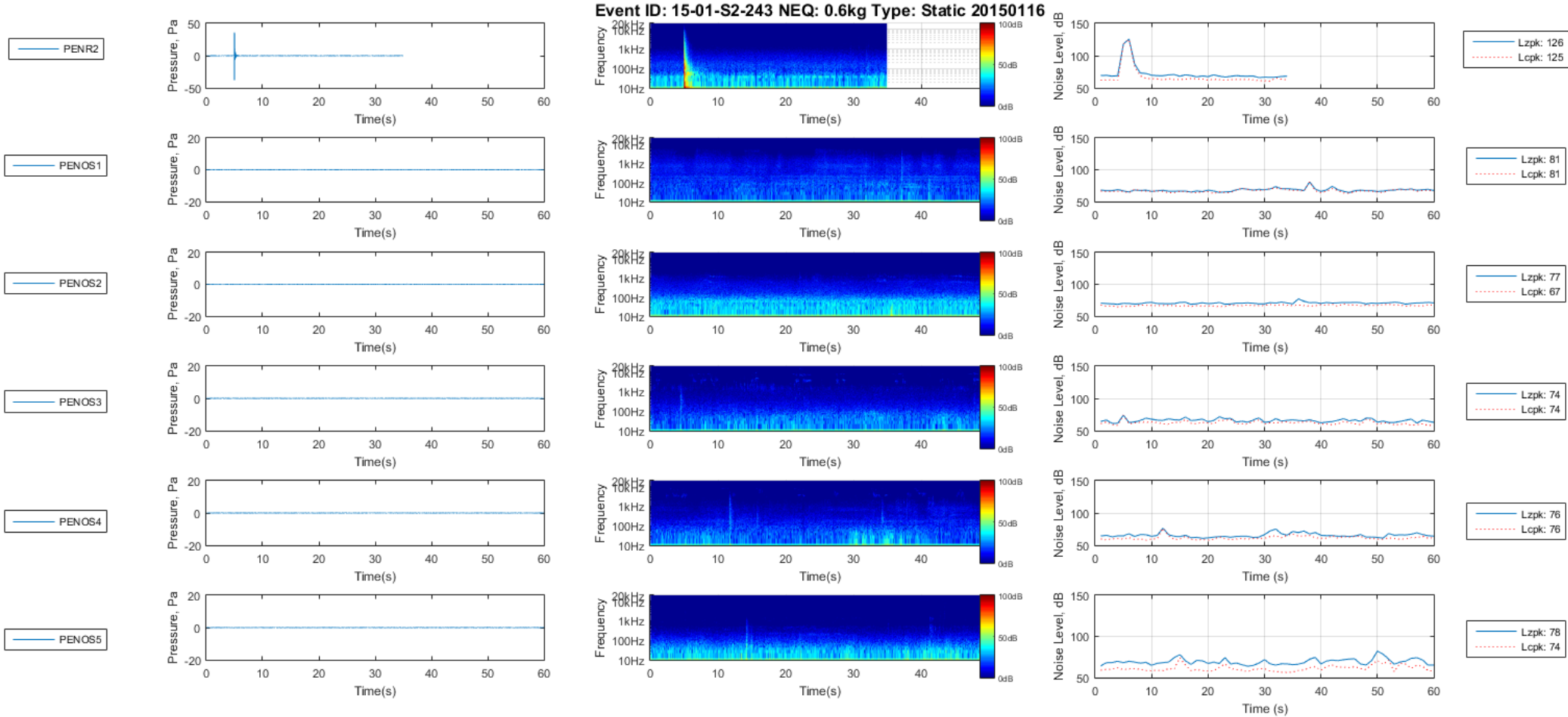


FIGURE 2.286: PEN_OS 1 - 5 15-01-S2-243

Event ID: 15-01-S2-243 NEQ: 0.6kg Type: Static 20150116 CTD

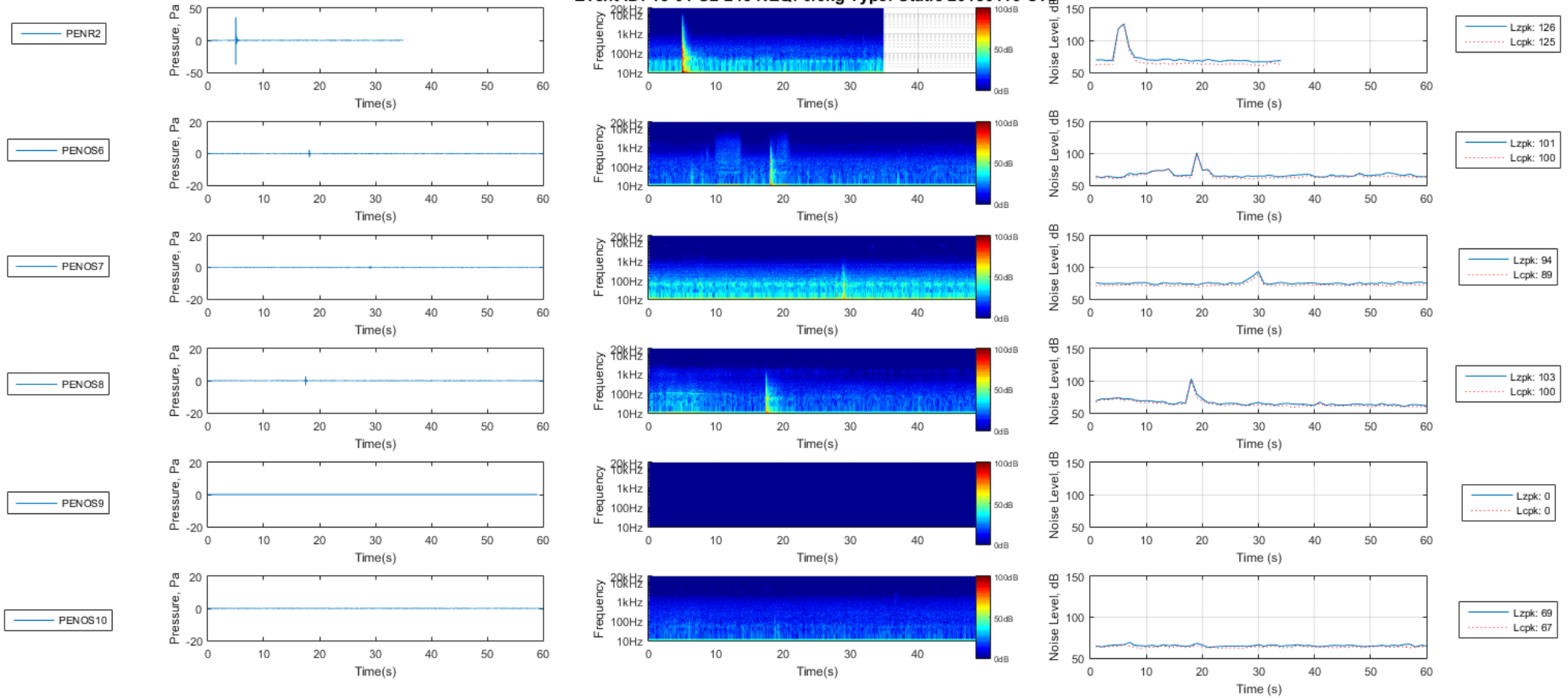


FIGURE 2.287: PEN_OS 6 - 10 15-01-S2-243

Event ID: 15-01-S2-243 NEQ: 0.6kg Type: Static 20150116

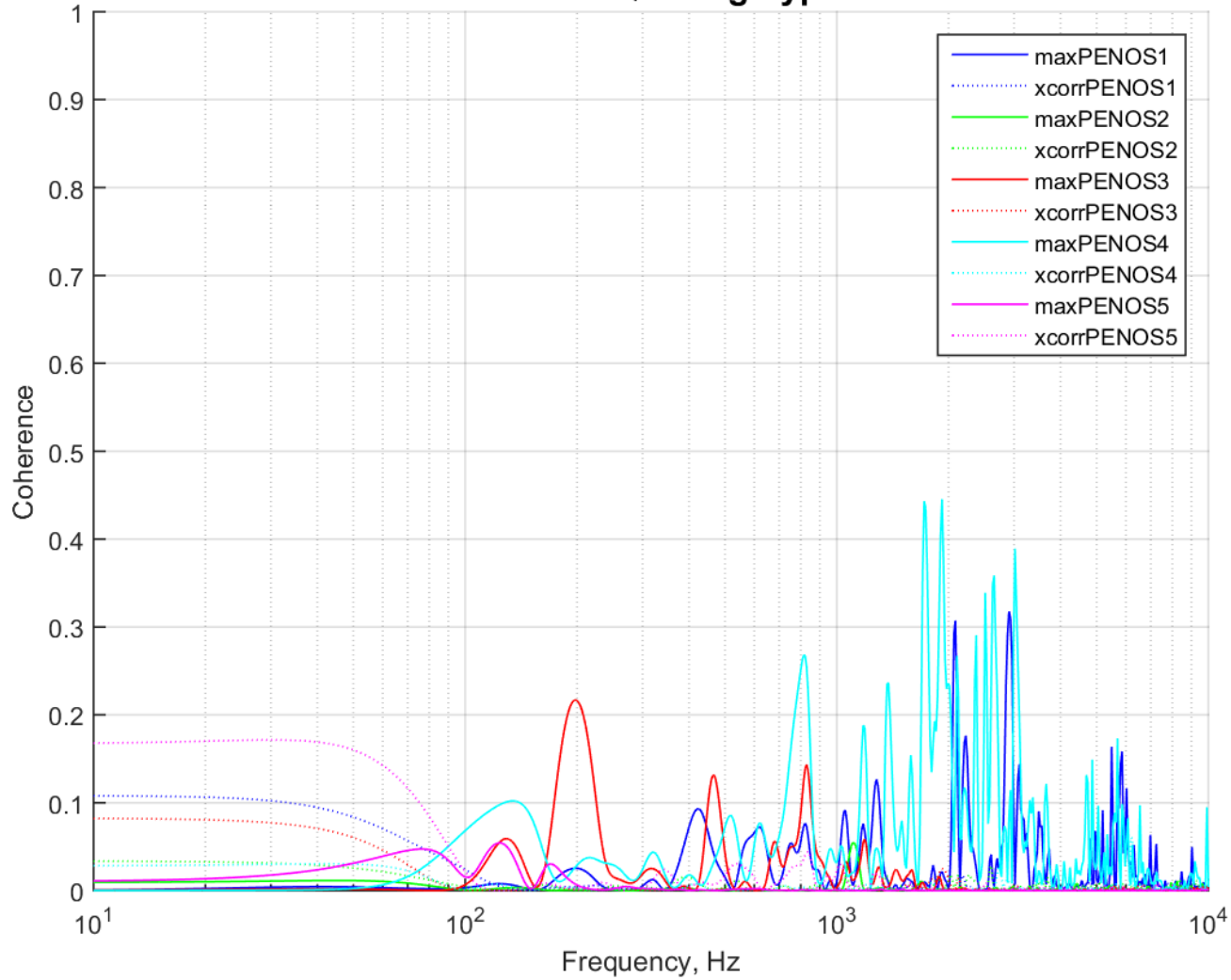


FIGURE 2.288: COHERENCE PEN_OS 1 - 5 15-01-S2-243

Event ID: 15-01-S2-243 NEQ: 0.6kg Type: Static 20150116

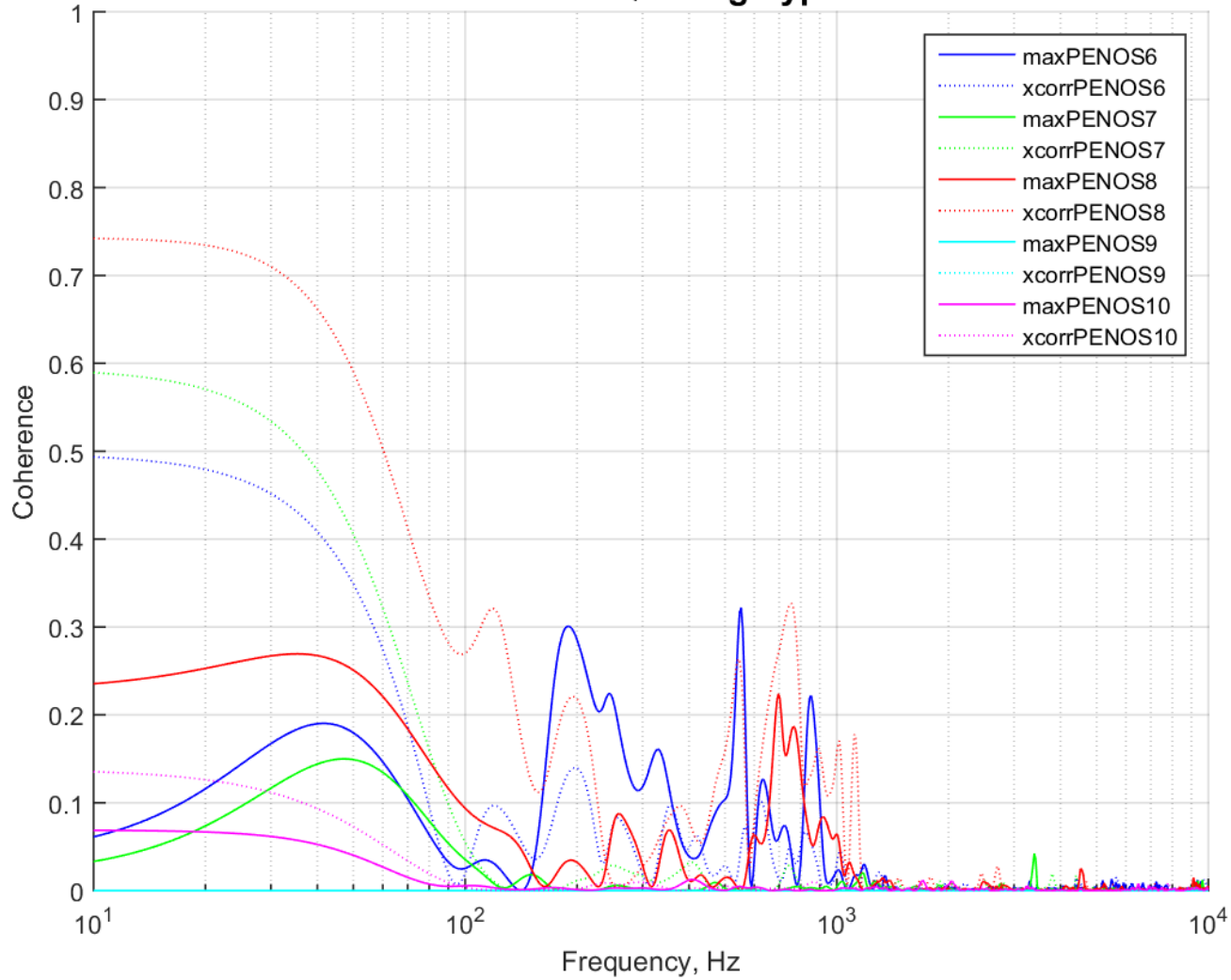


FIGURE 2.289: COHERENCE PEN_OS 6 - 10 15-01-S2-243CTD

Event ID: 15-01-S2-243 NEQ: 0.6kg Type: Static 20150116

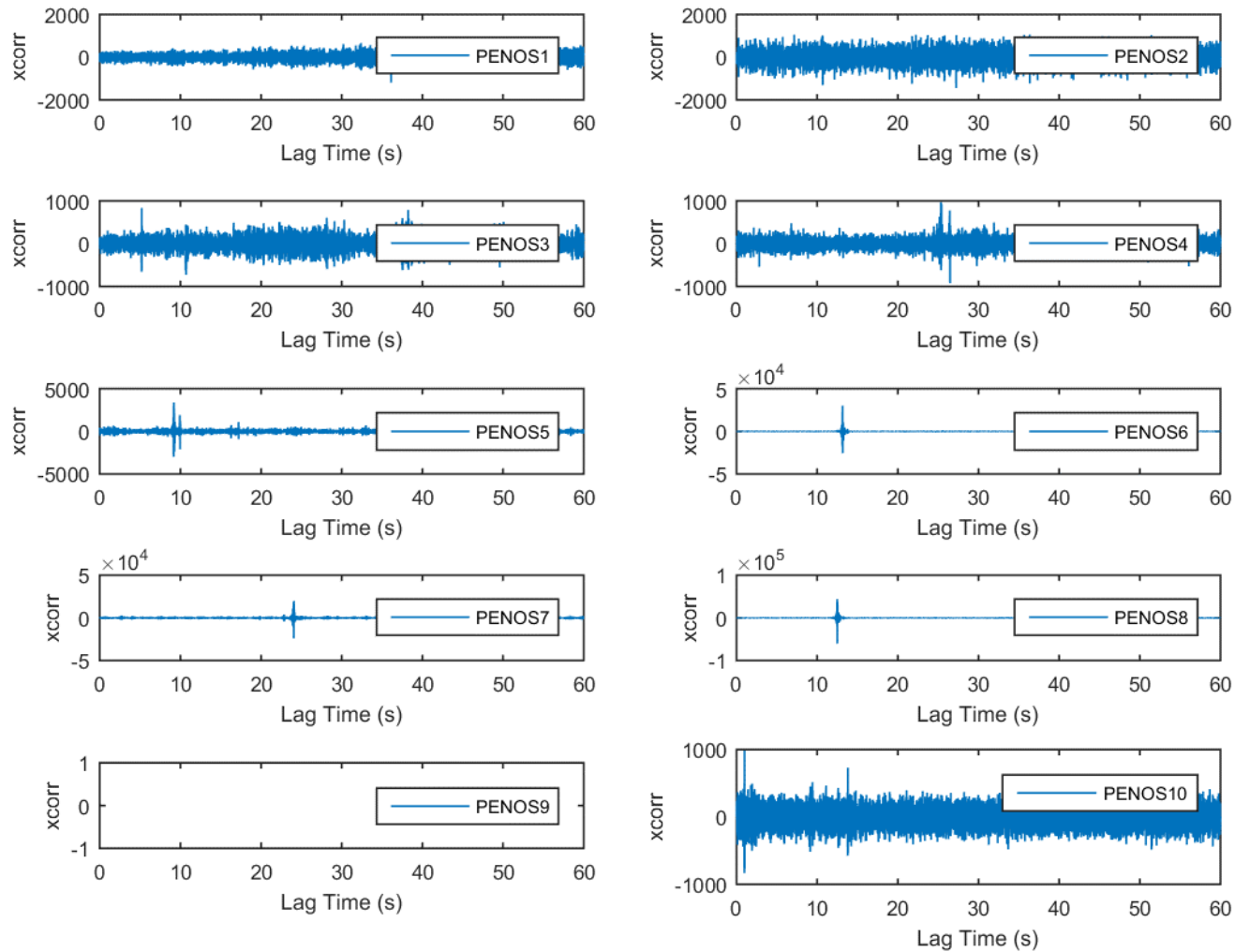


FIGURE 2.290: CROSS CORRELATION PEN_OS 1 - 10 15-01-S2-243

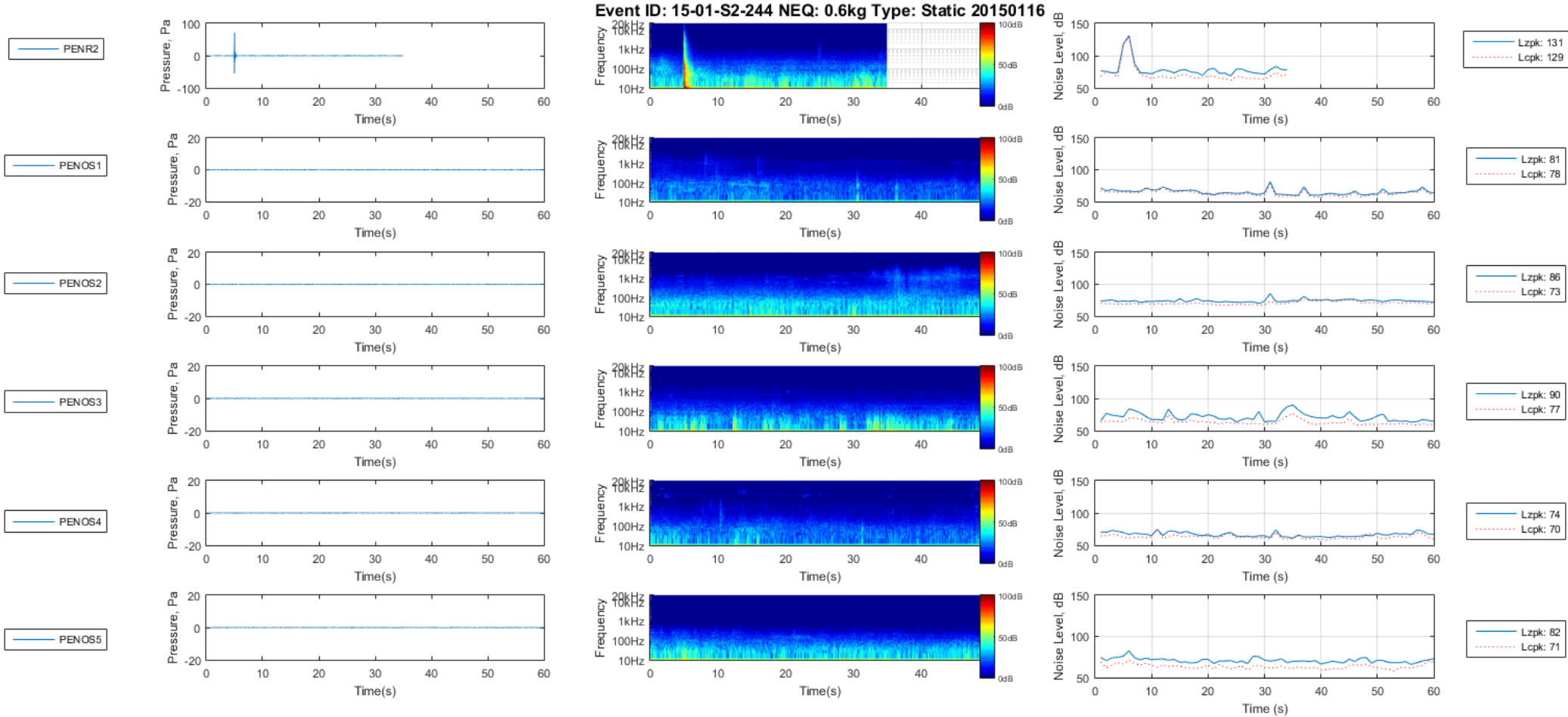


FIGURE 2.291: PEN_OS 1 - 5 15-01-S2-244

Event ID: 15-01-S2-244 NEQ: 0.6kg Type: Static 20150116 CTD

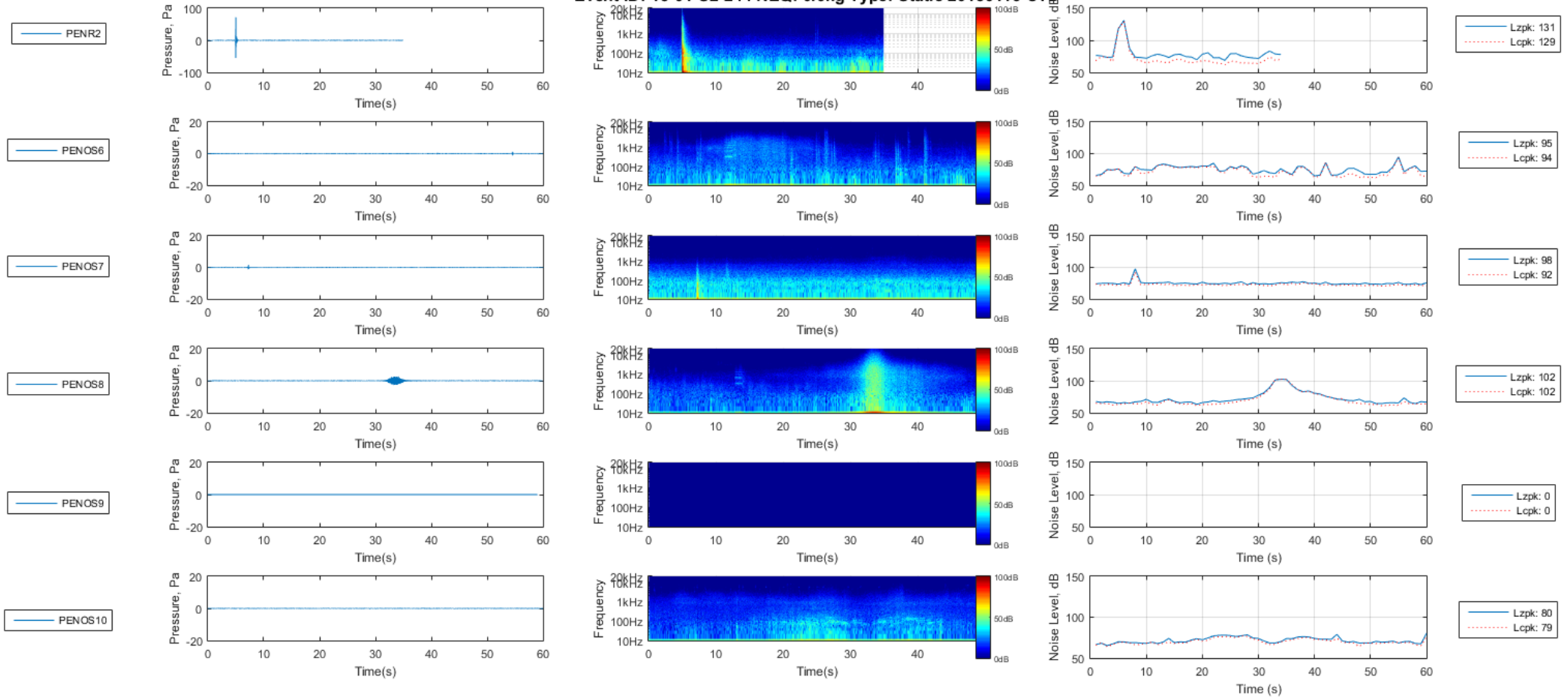


FIGURE 2.292: PEN_OS 6 - 10 15-01-S2-244

Event ID: 15-01-S2-244 NEQ: 0.6kg Type: Static 20150116

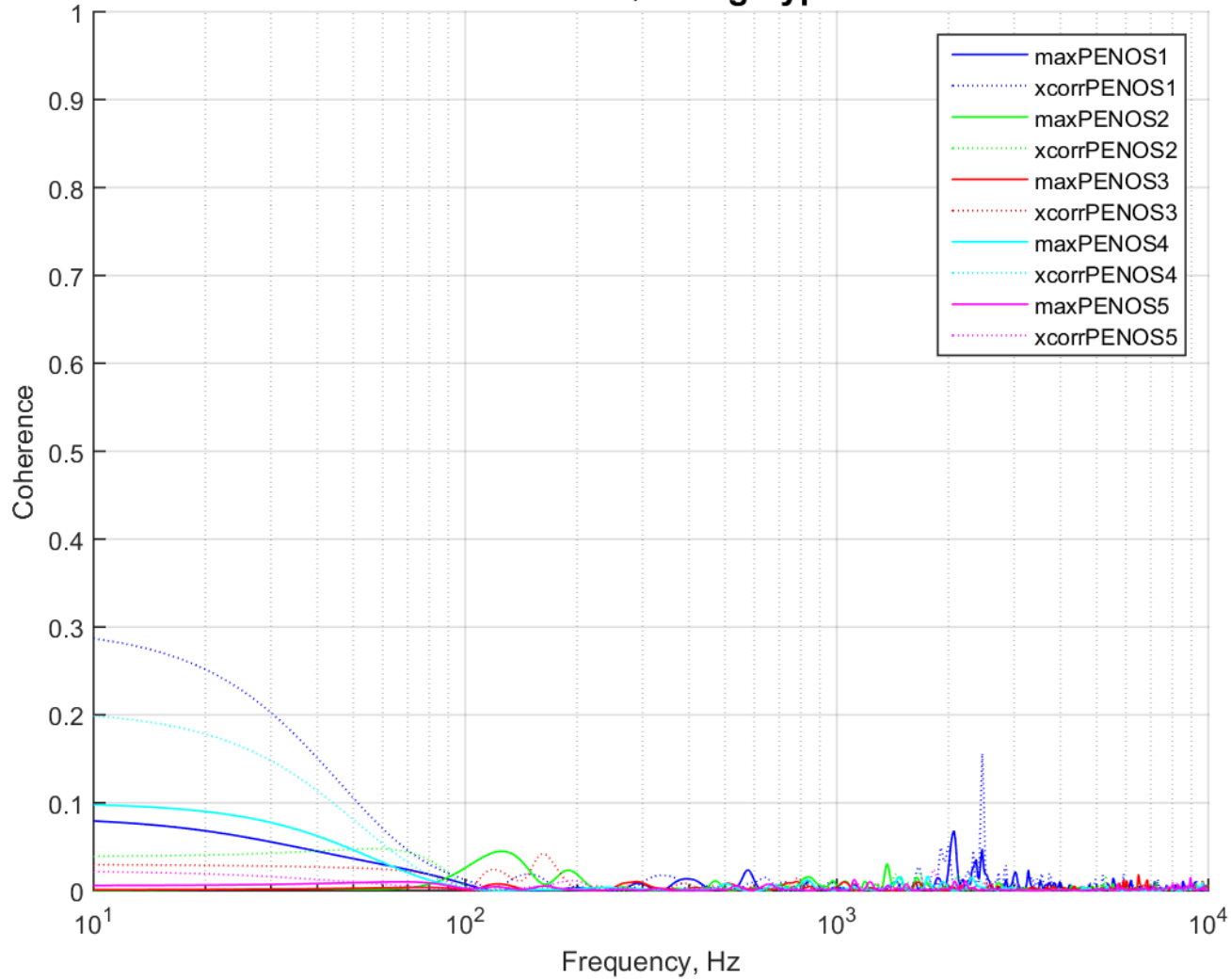


FIGURE 2.293: COHERENCE PEN_OS 1 - 5 15-01-S2-244

Event ID: 15-01-S2-244 NEQ: 0.6kg Type: Static 20150116

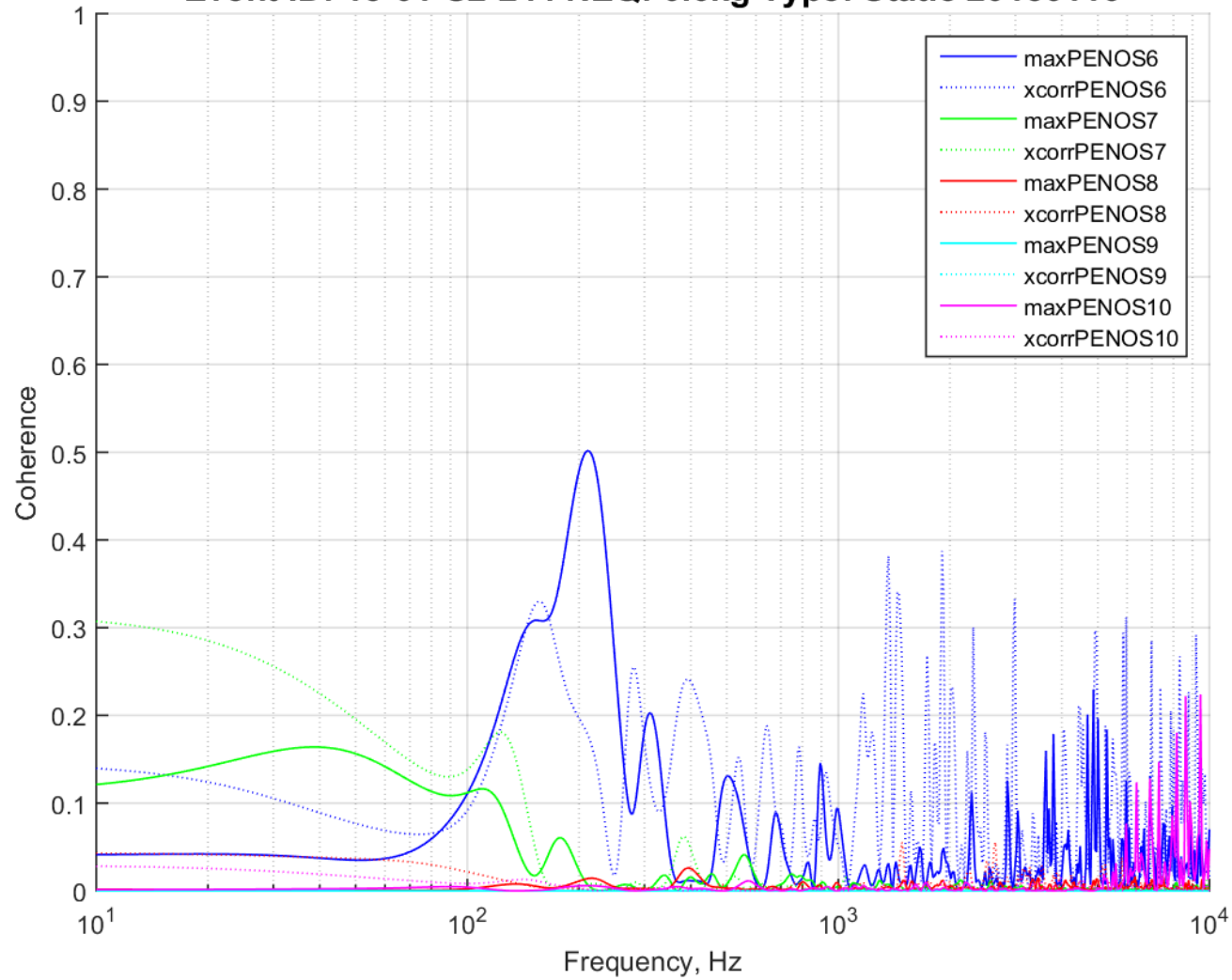


FIGURE 2.294: COHERENCE PEN_OS 6 - 10 15-01-S2-244CTD

Event ID: 15-01-S2-244 NEQ: 0.6kg Type: Static 20150116

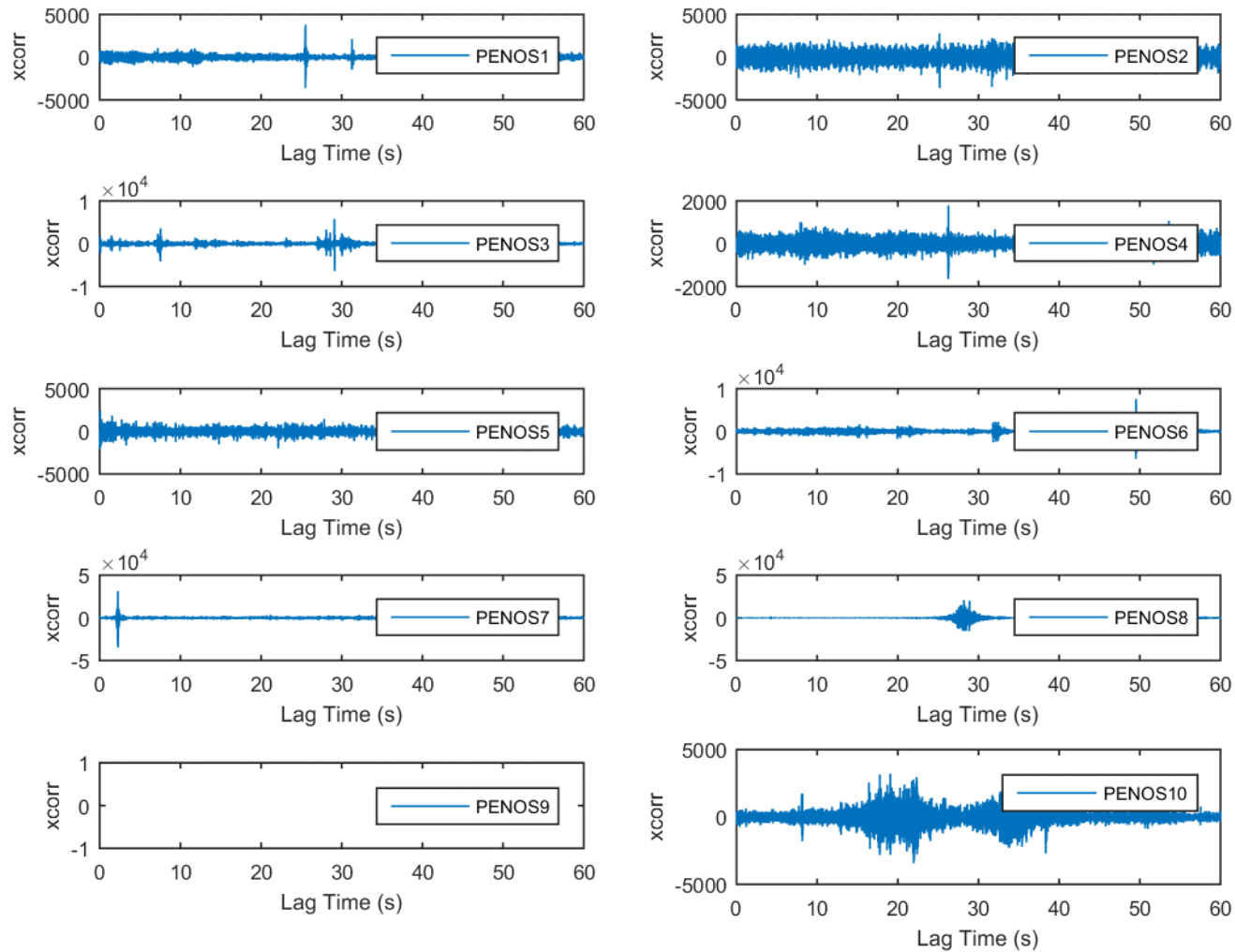


FIGURE 2.295: CROSS CORRELATION PEN_OS 1 - 10 15-01-S2-244

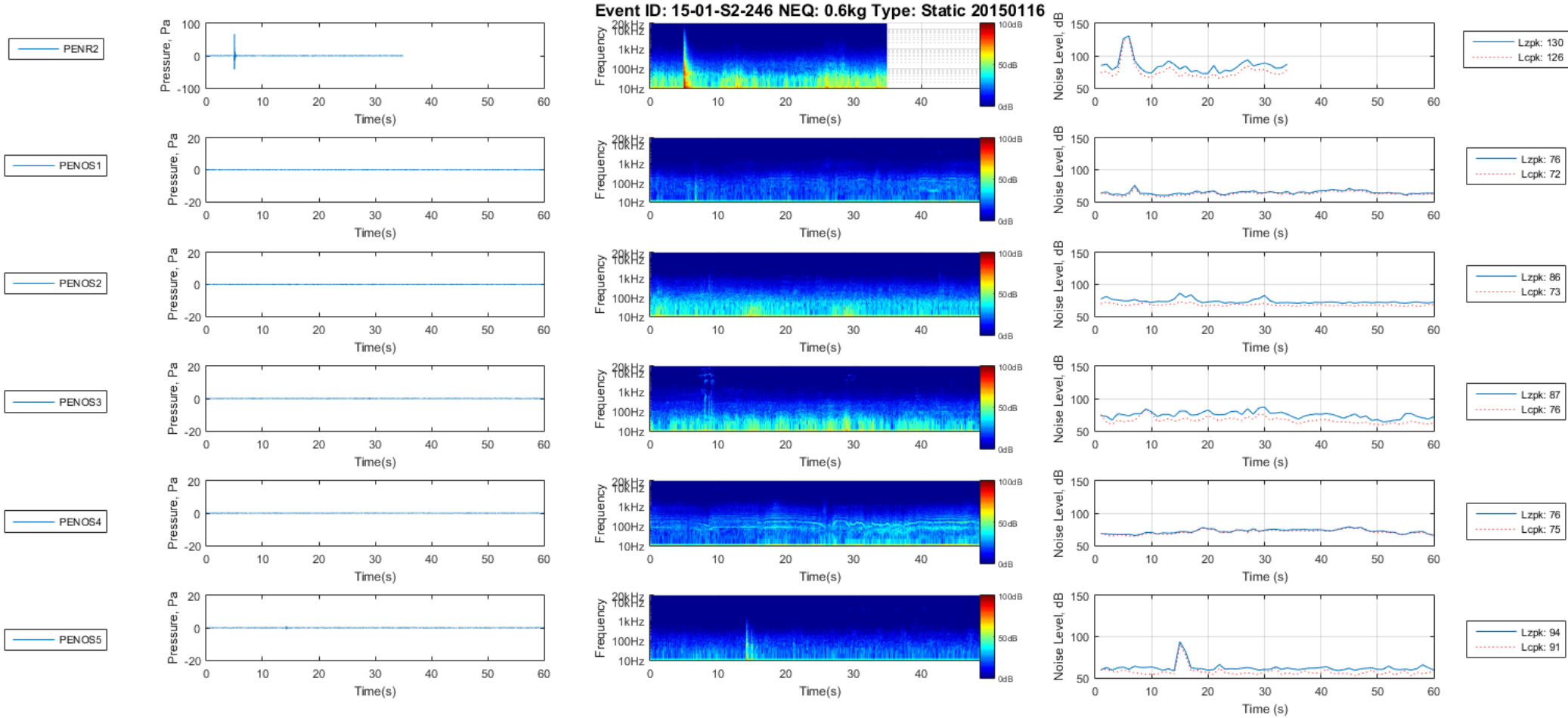


FIGURE 2.296: PEN_OS 1 - 5 15-01-S2-246

Event ID: 15-01-S2-246 NEQ: 0.6kg Type: Static 20150116 CTD

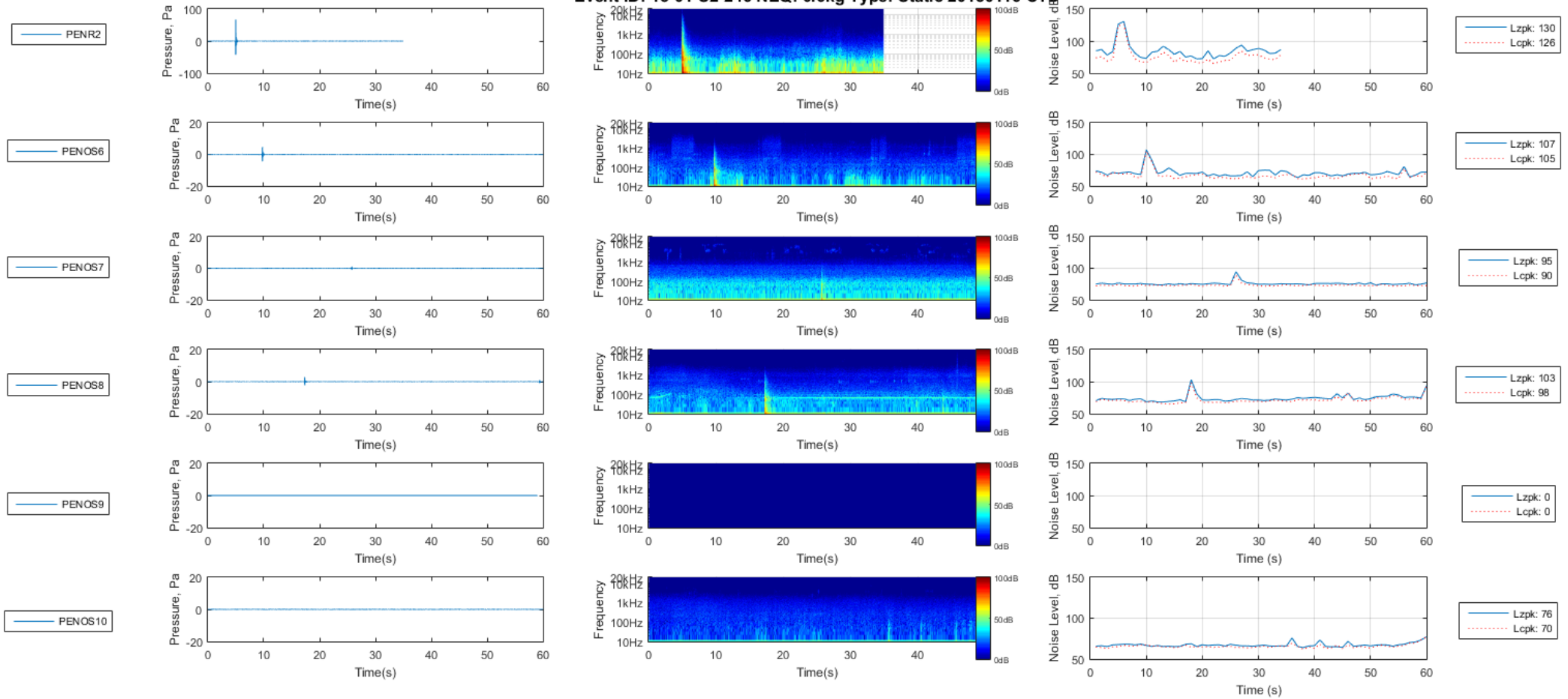


FIGURE 2.297: PEN_OS 6 - 10 15-01-S2-246

Event ID: 15-01-S2-246 NEQ: 0.6kg Type: Static 20150116

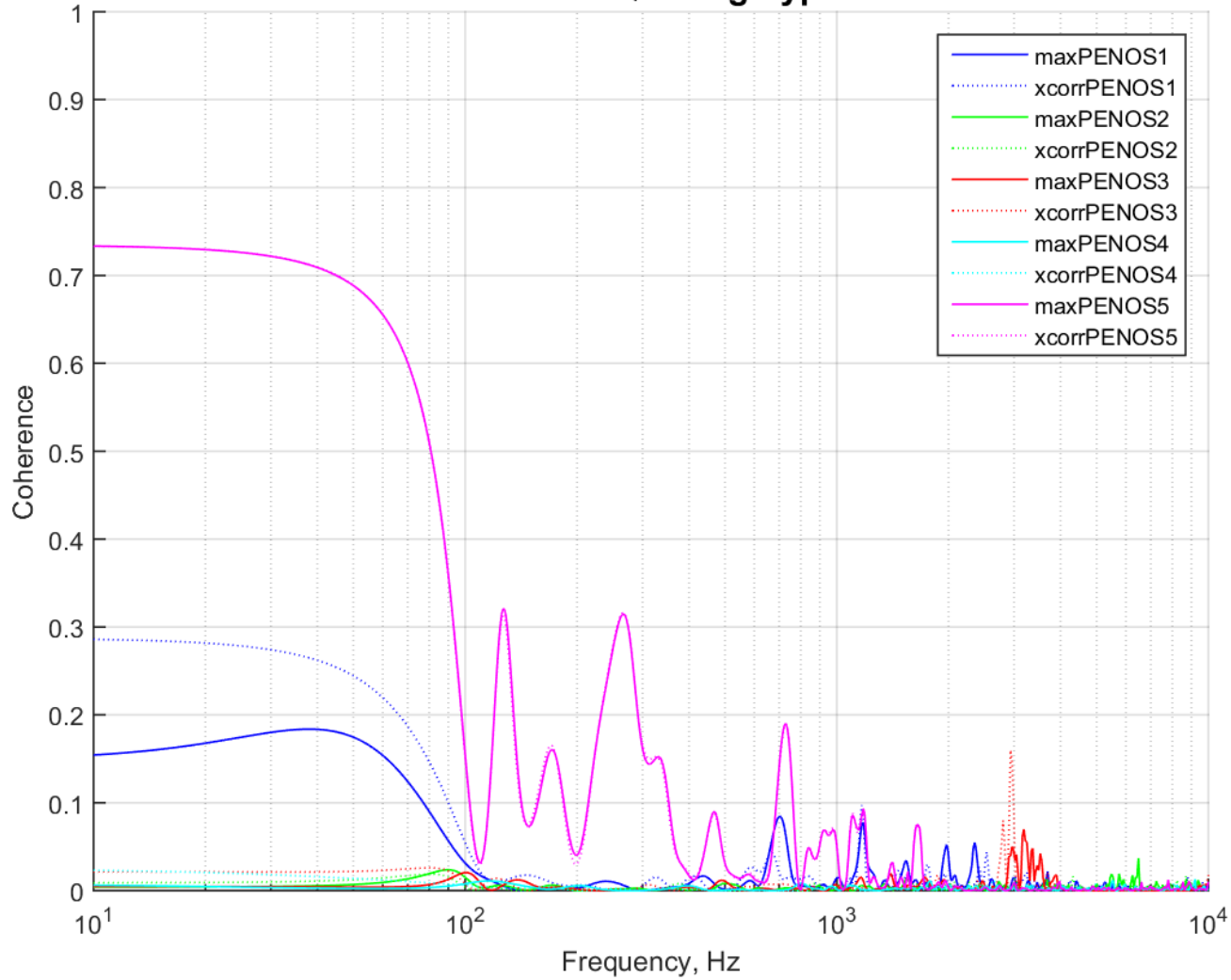


FIGURE 2.298: COHERENCE PEN_OS 1 - 5 15-01-S2-246

Event ID: 15-01-S2-246 NEQ: 0.6kg Type: Static 20150116

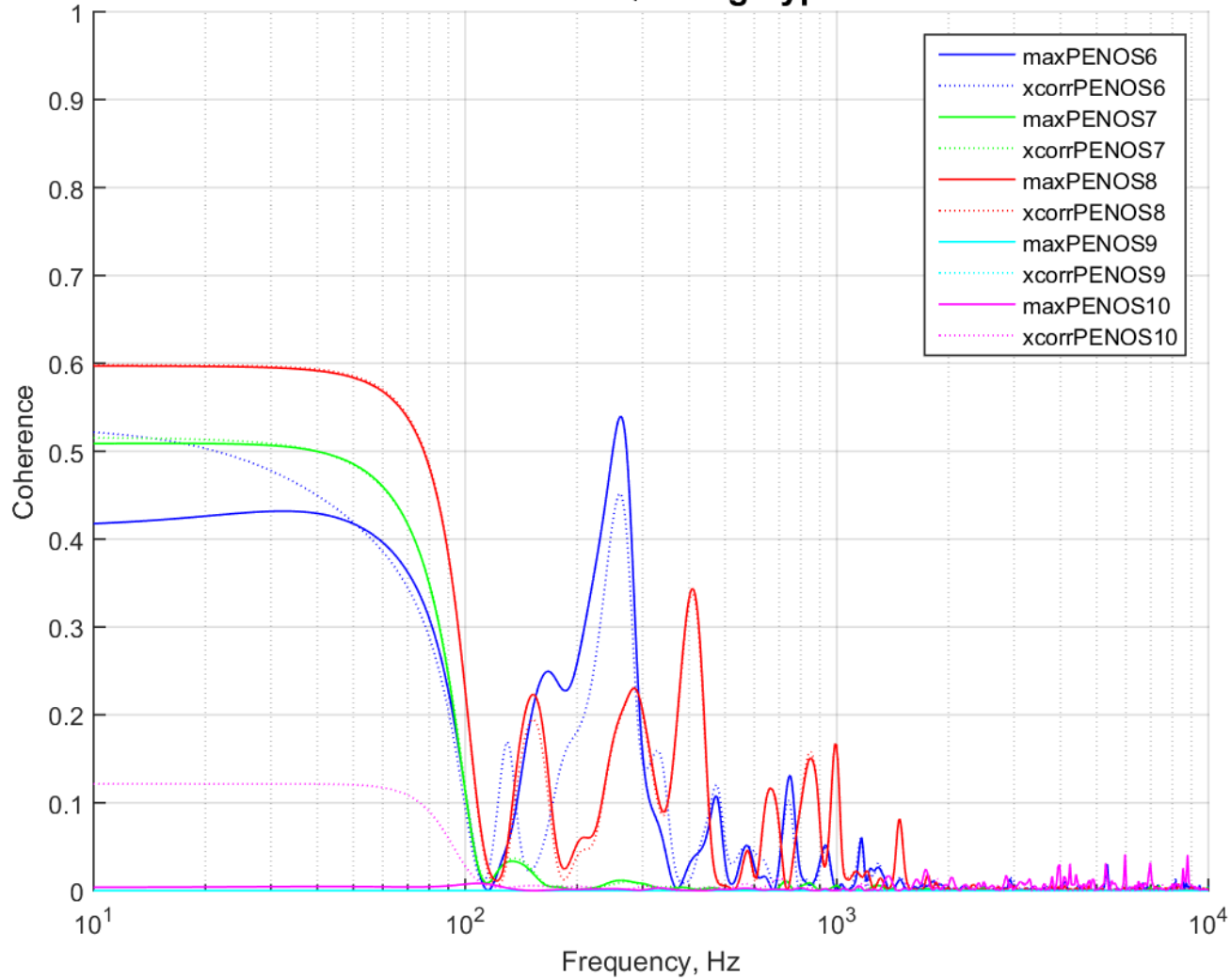


FIGURE 2.299: COHERENCE PEN_OS 6 - 10 15-01-S2-246CTD

Event ID: 15-01-S2-246 NEQ: 0.6kg Type: Static 20150116

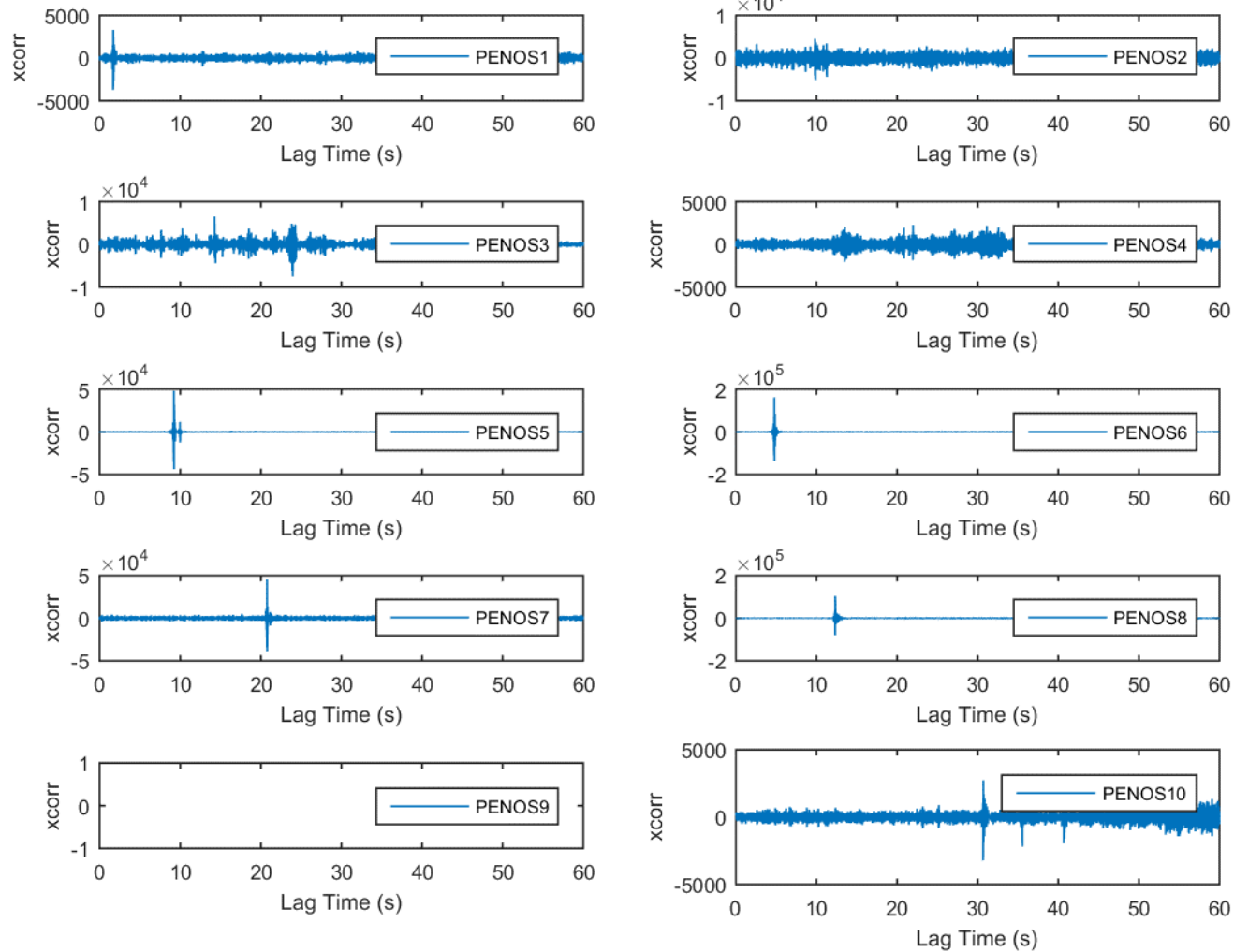


FIGURE 2.300: CROSS CORRELATION PEN_OS 1 - 10 15-01-S2-246

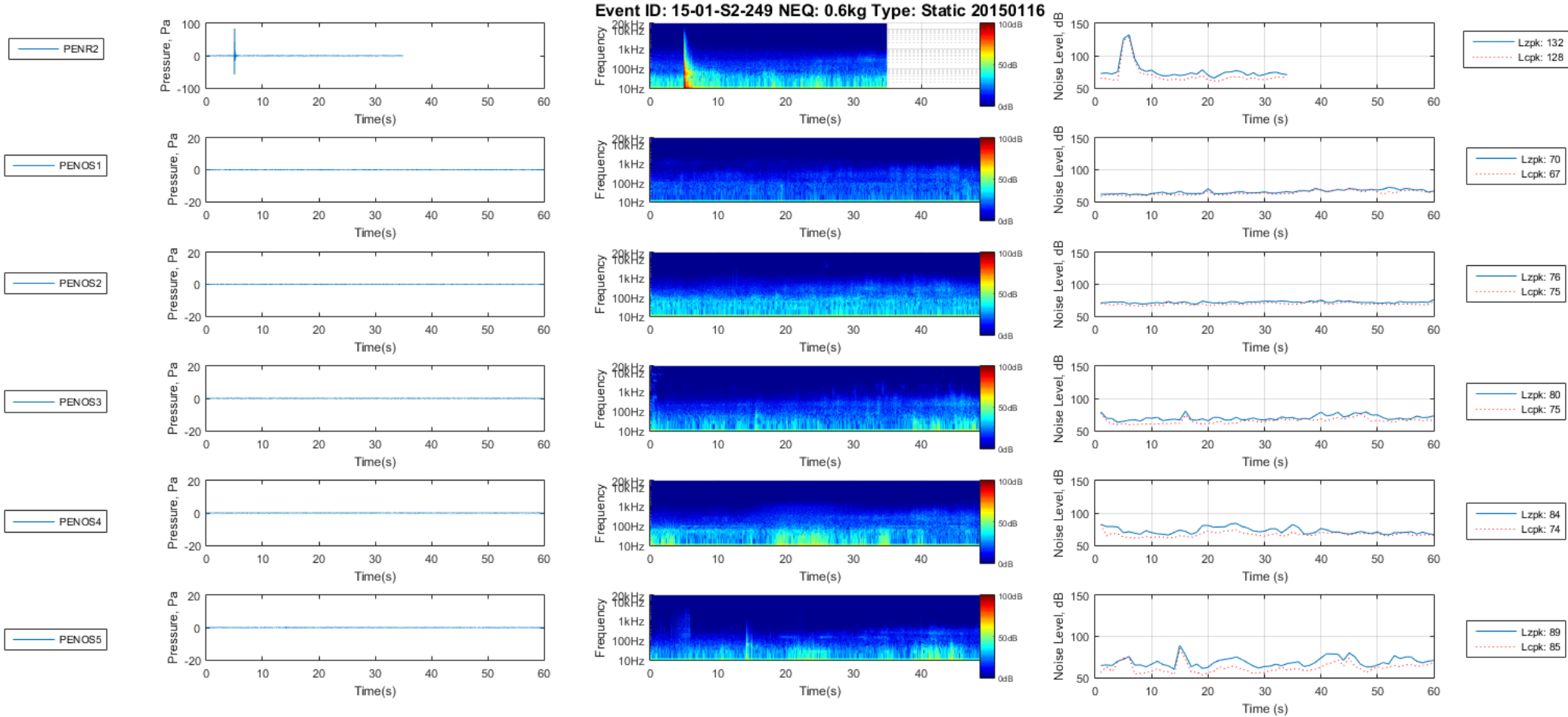


FIGURE 2.301: PEN_OS 1 - 5 15-01-S2-249

Event ID: 15-01-S2-249 NEQ: 0.6kg Type: Static 20150116 CTD

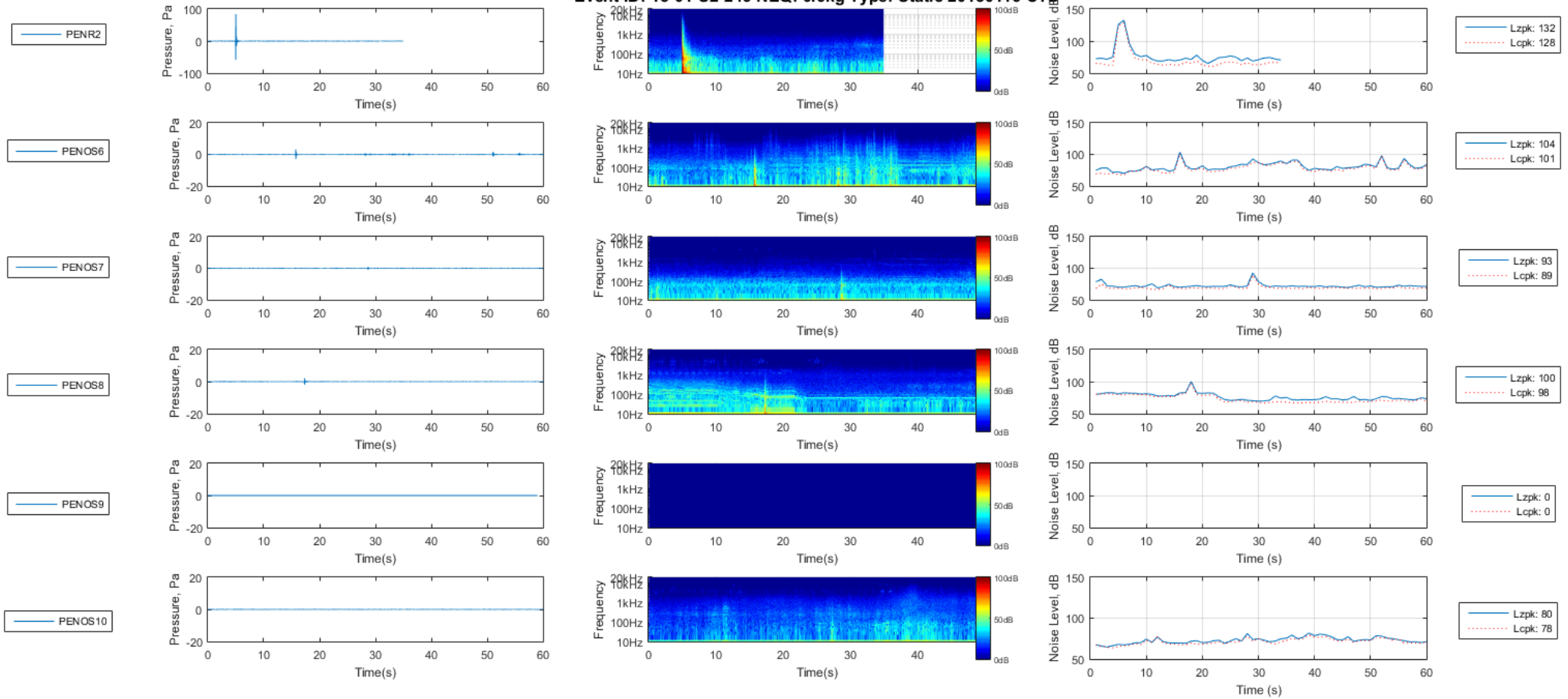


FIGURE 2.302: PEN_OS 6 - 10 15-01-S2-249

Event ID: 15-01-S2-249 NEQ: 0.6kg Type: Static 20150116

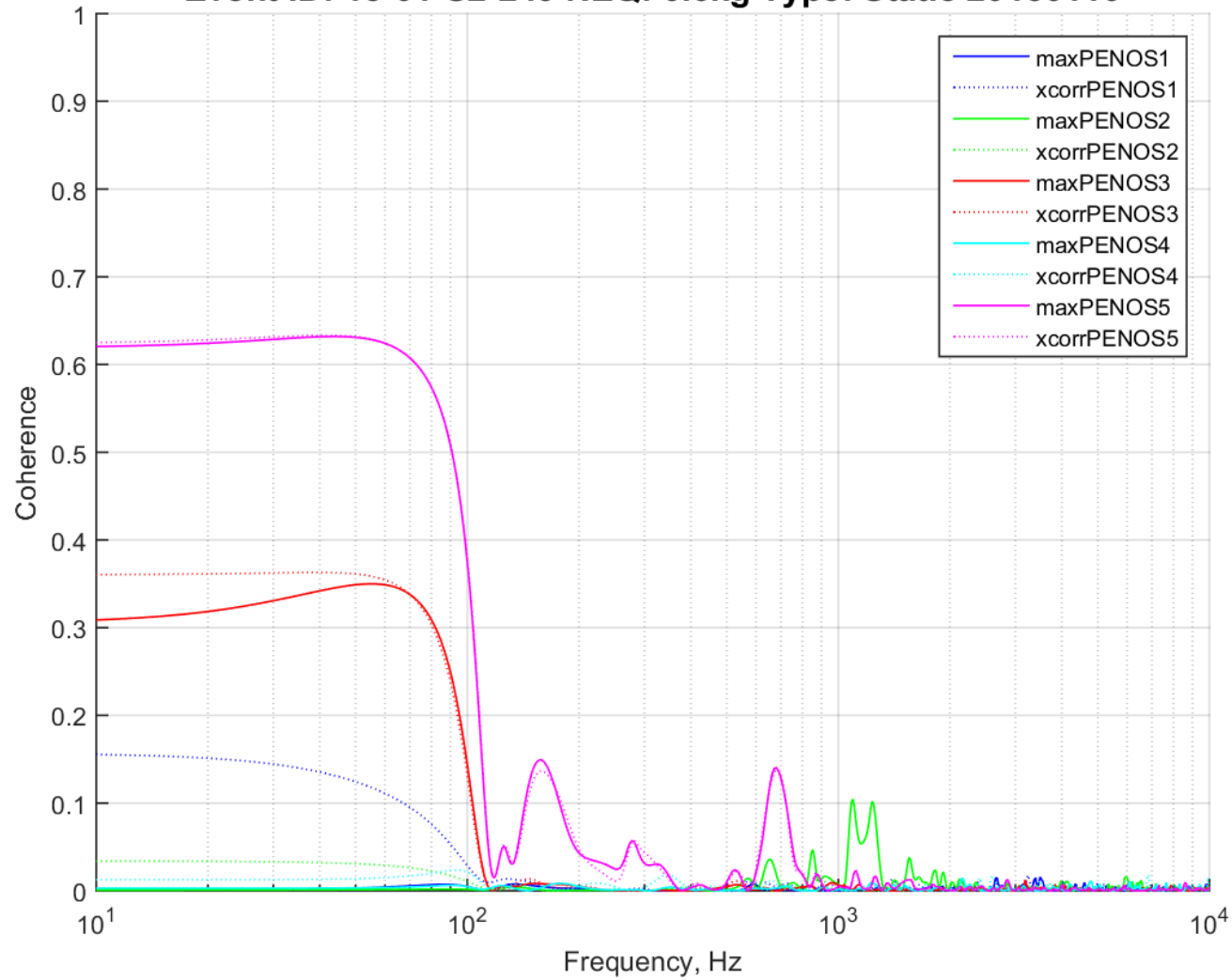


FIGURE 2.303: COHERENCE PEN_OS 1 - 5 15-01-S2-249

Event ID: 15-01-S2-249 NEQ: 0.6kg Type: Static 20150116

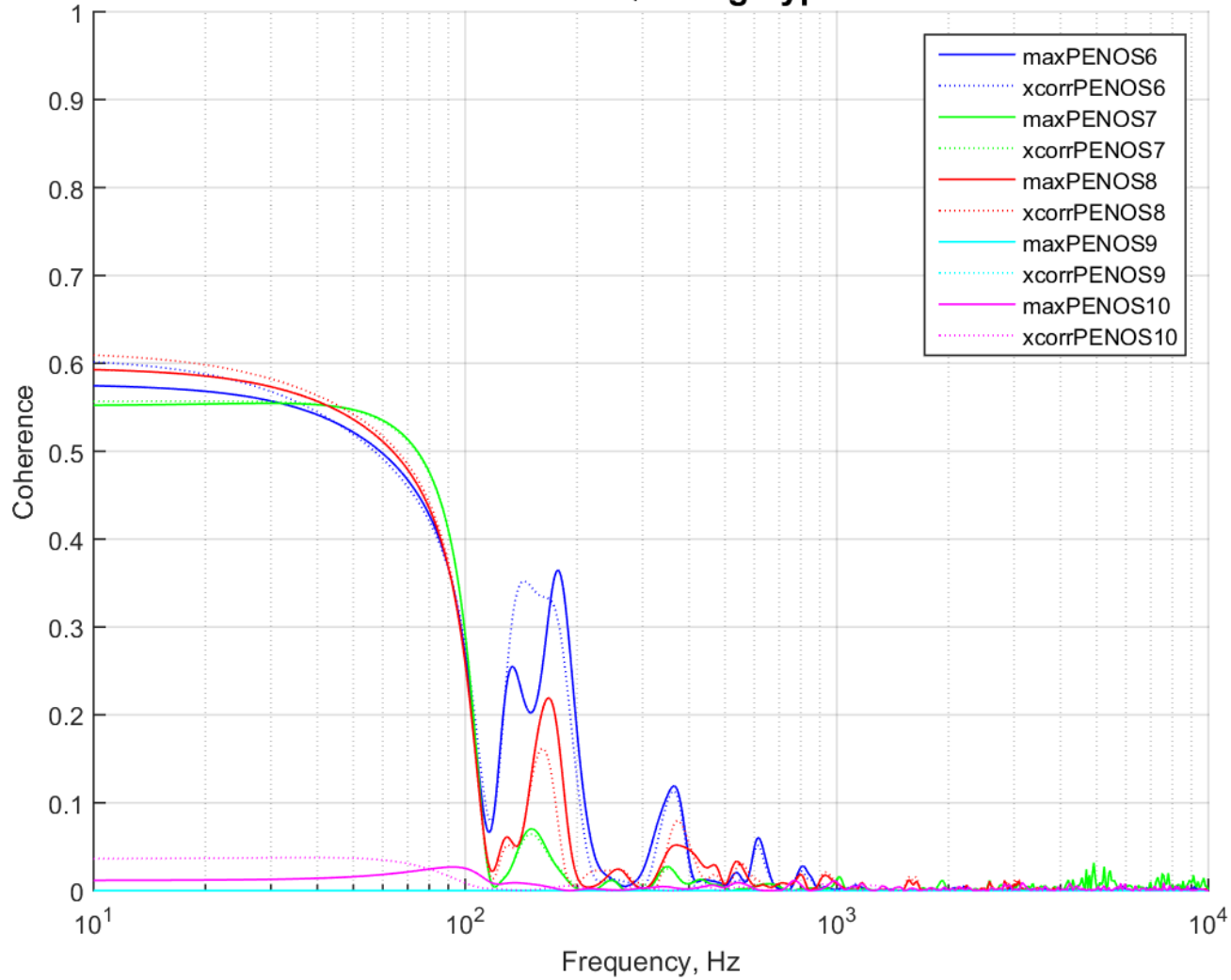


FIGURE 2.304: COHERENCE PEN_OS 6 - 10 15-01-S2-249CTD

Event ID: 15-01-S2-249 NEQ: 0.6kg Type: Static 20150116

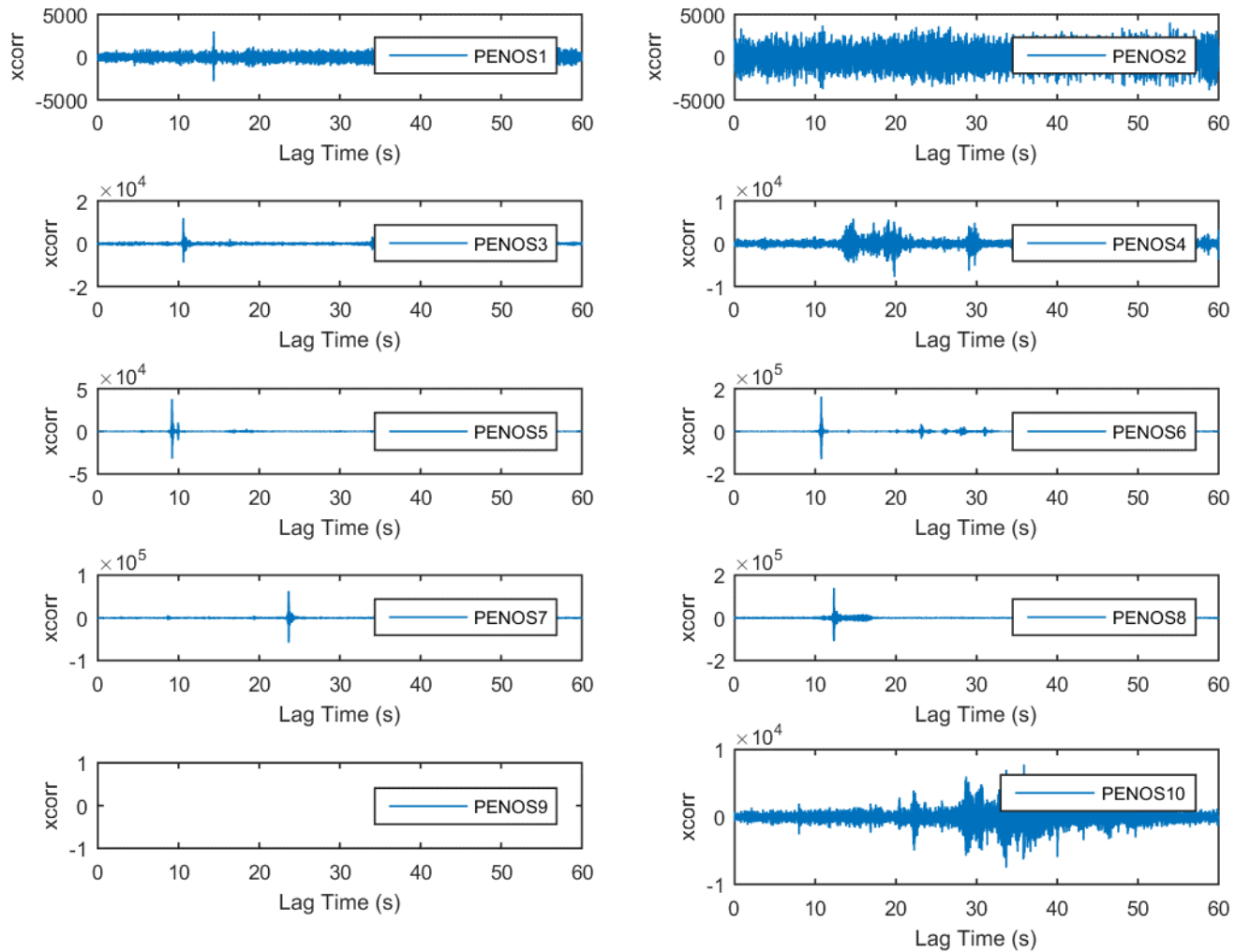
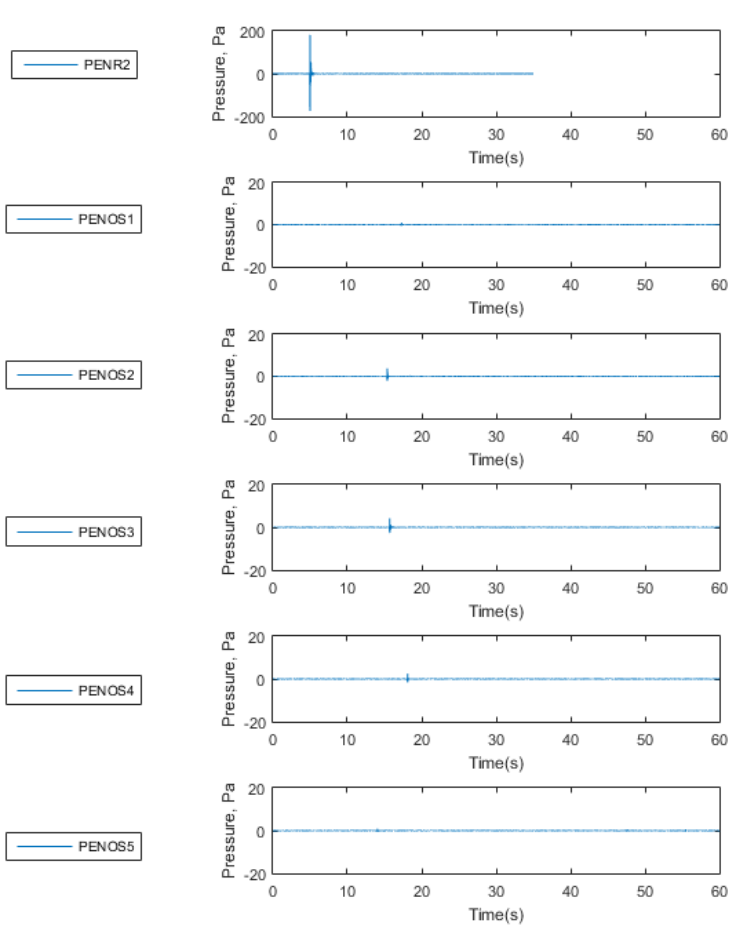


FIGURE 2.305: CROSS CORRELATION PEN_OS 1 - 10 15-01-S2-249



Event ID: 15-01-S2-270 NEQ: 1.25kg Type: Static 20150122

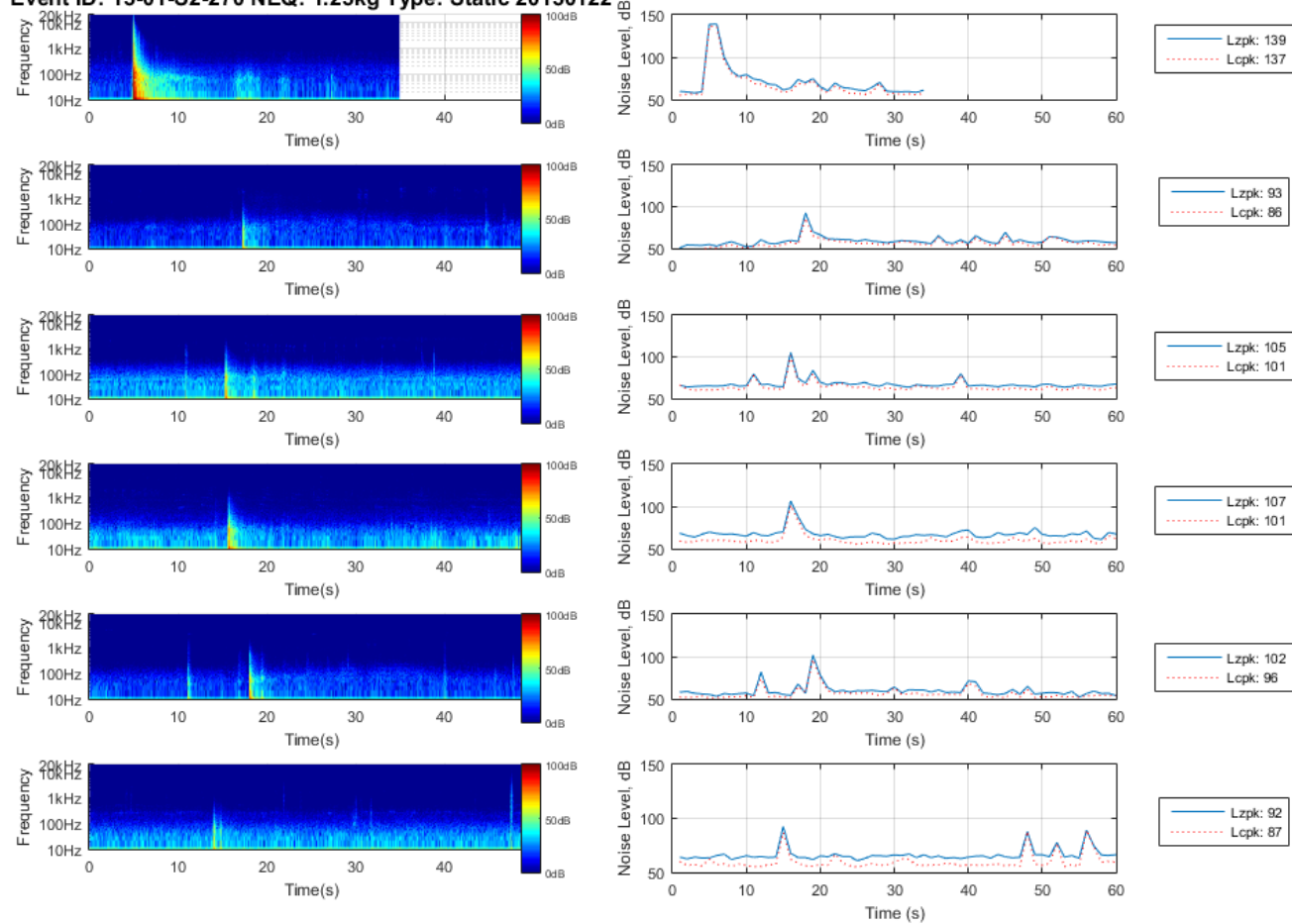


FIGURE 2.306: PEN_OS 1 - 5 15-01-S2-270

Event ID: 15-01-S2-270 NEQ: 1.25kg Type: Static 20150122 CTD

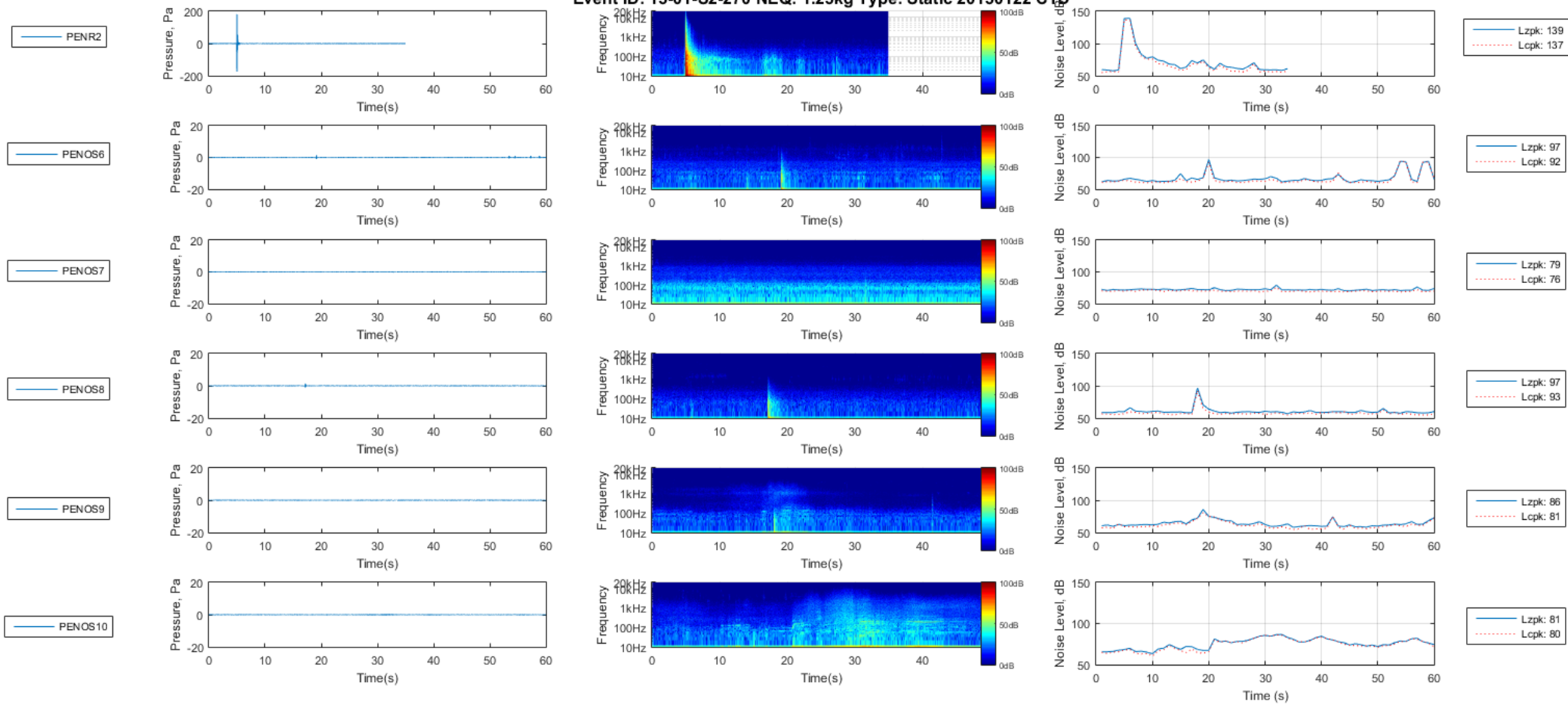


FIGURE 2.307: PEN_OS 6 - 10 15-01-S2-270

Event ID: 15-01-S2-270 NEQ: 1.25kg Type: Static 20150122

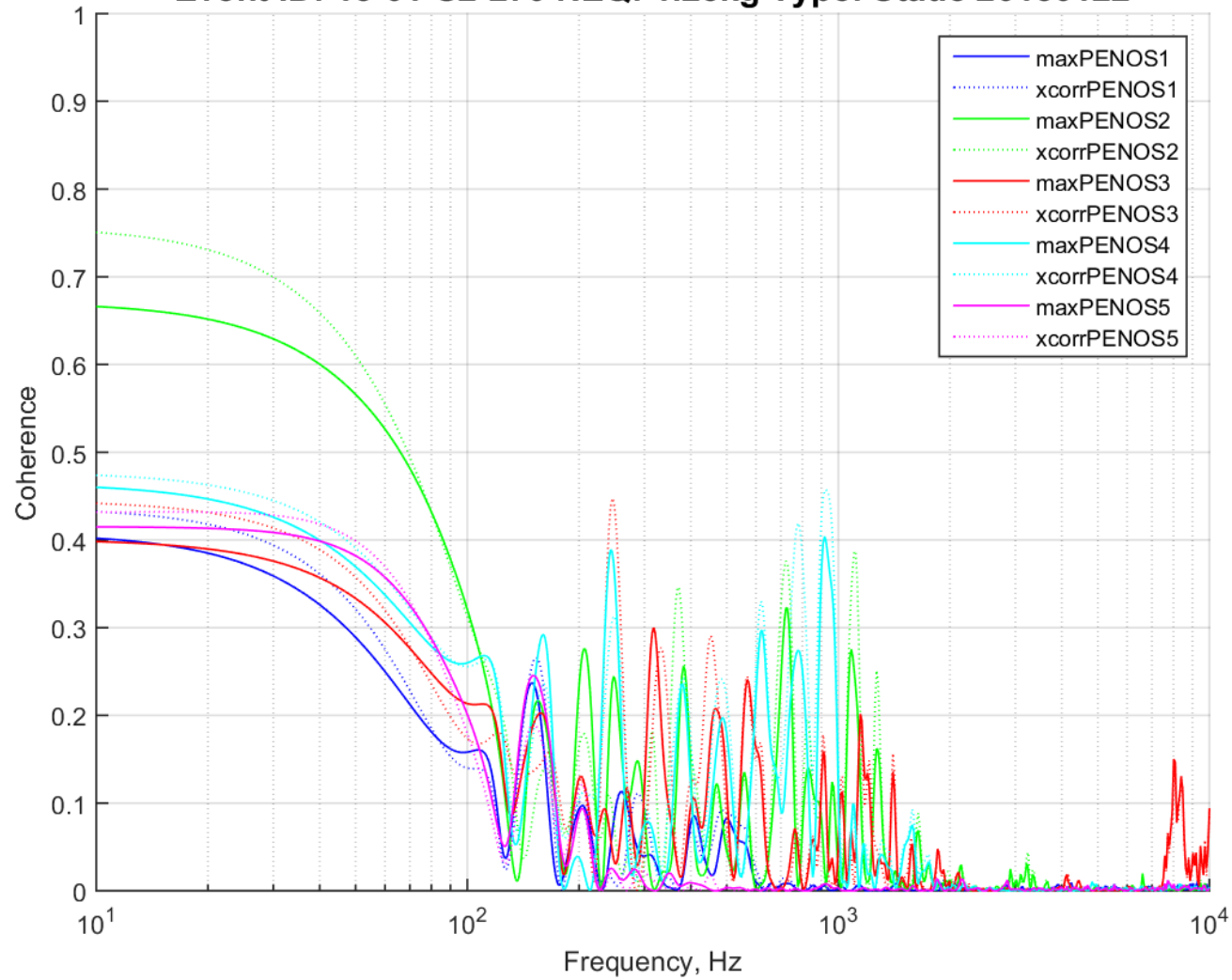


FIGURE 2.308: COHERENCE PEN_OS 1 - 5 15-01-S2-270

Event ID: 15-01-S2-270 NEQ: 1.25kg Type: Static 20150122

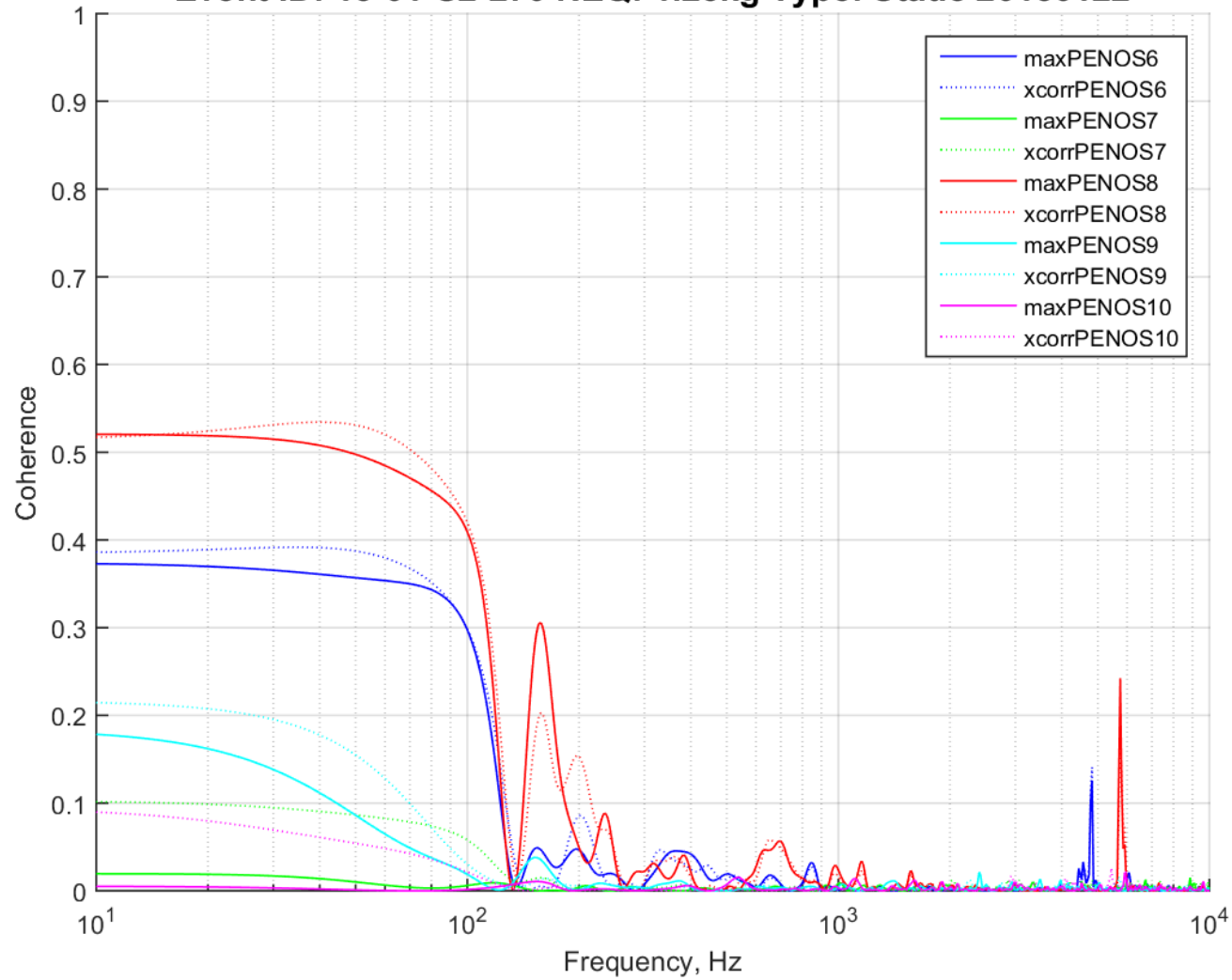


FIGURE 2.309: COHERENCE PEN_OS 6 - 10 15-01-S2-270CTD

Event ID: 15-01-S2-270 NEQ: 1.25kg Type: Static 20150122

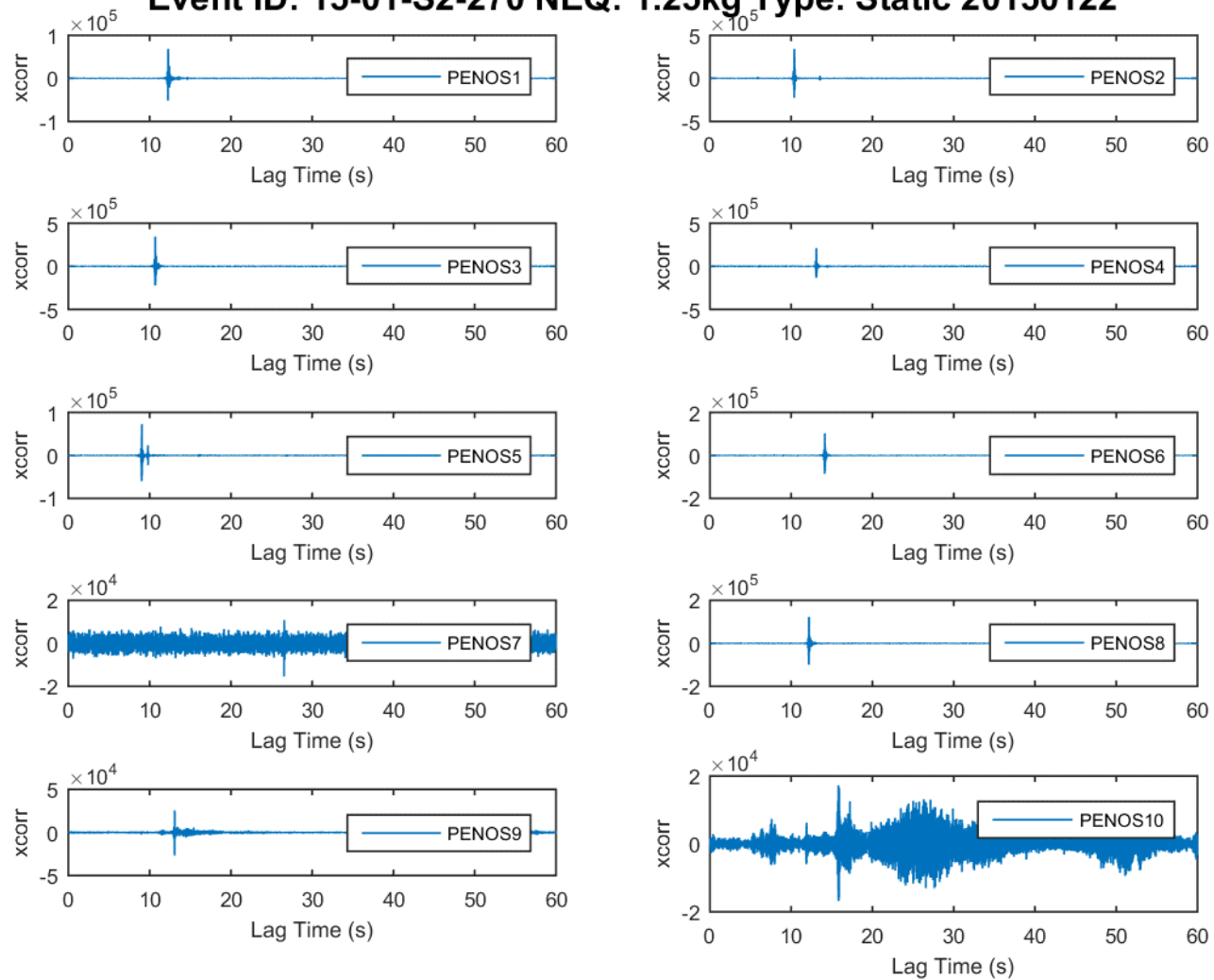
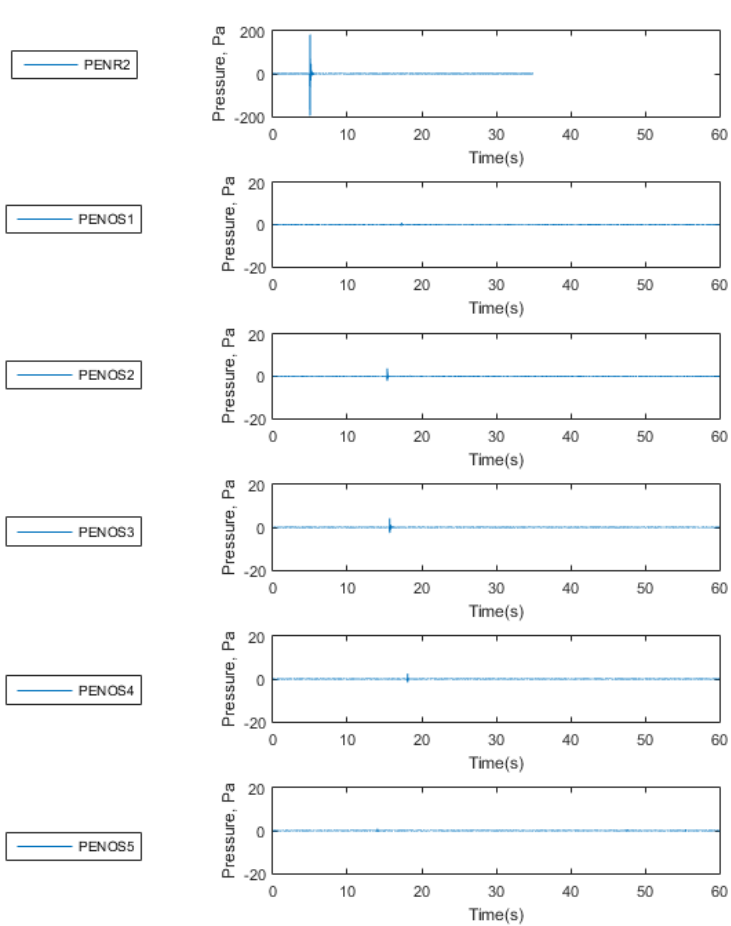


FIGURE 2.310: CROSS CORRELATION PEN_OS 1 - 10 15-01-S2-270



Event ID: 15-01-S2-271 NEQ: 1.25kg Type: Static 20150122

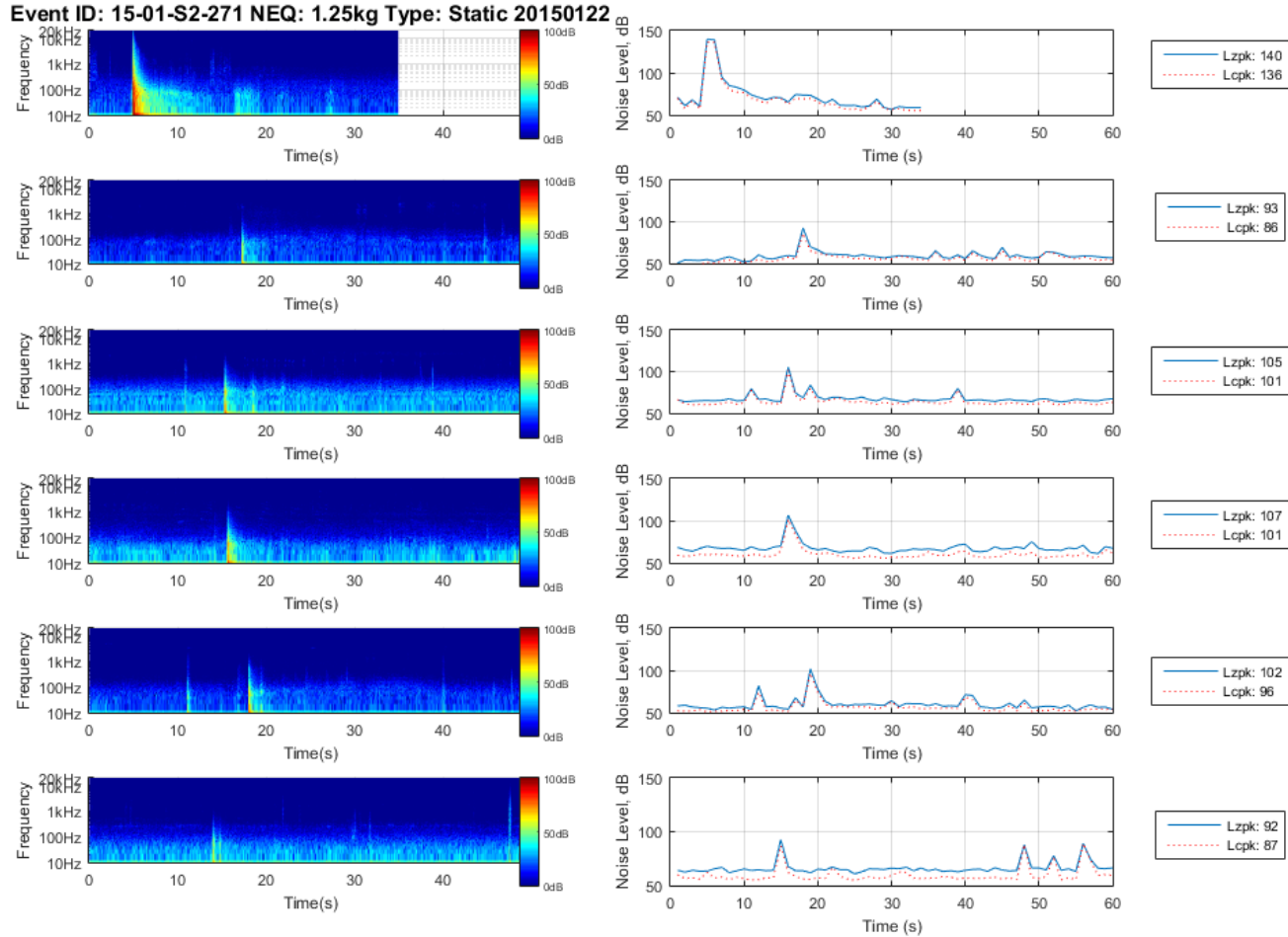


FIGURE 2.311: PEN_OS 1 - 5 15-01-S2-271

Event ID: 15-01-S2-271 NEQ: 1.25kg Type: Static 20150122 CTD

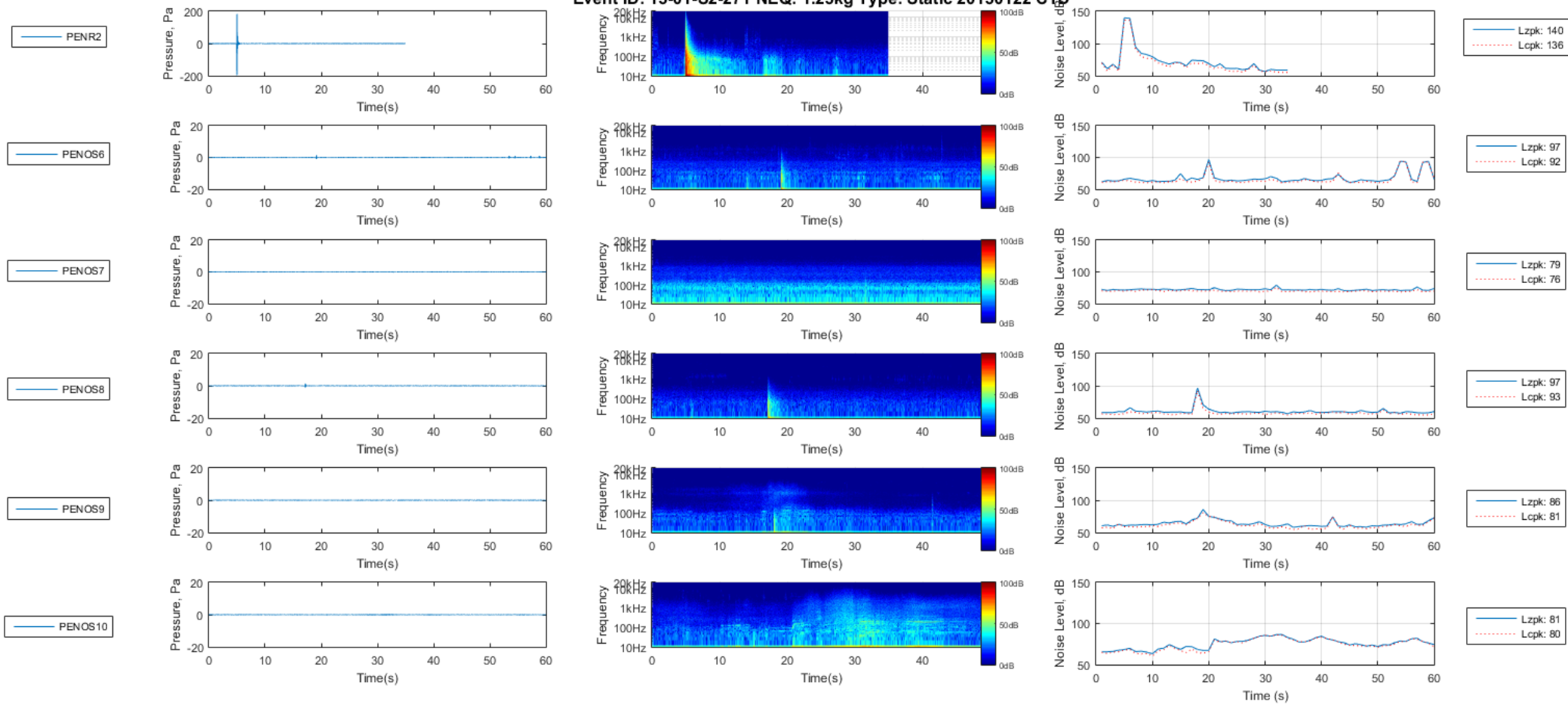


FIGURE 2.312: PEN_OS 6 - 10 15-01-S2-271

Event ID: 15-01-S2-271 NEQ: 1.25kg Type: Static 20150122

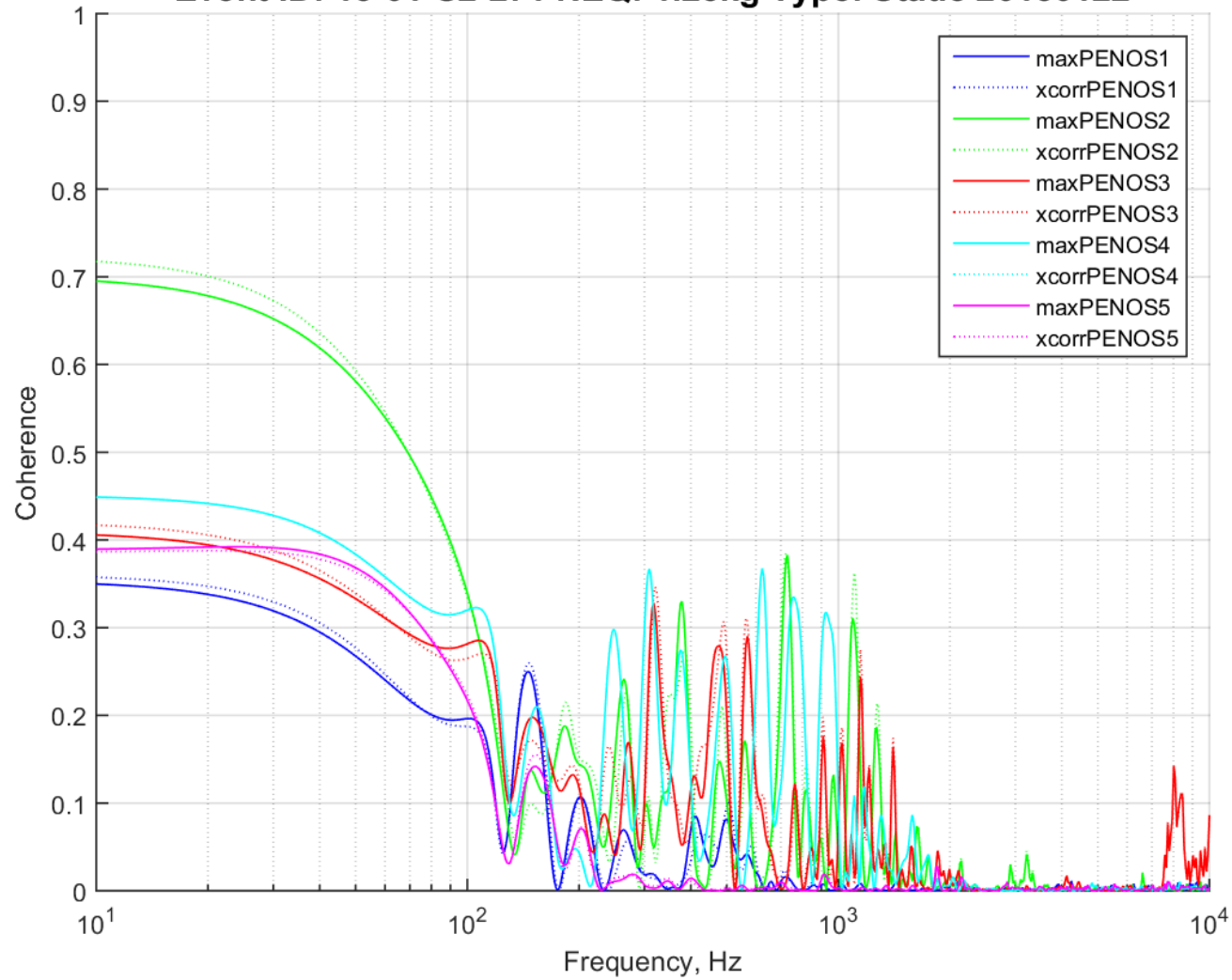


FIGURE 2.313: COHERENCE PEN_OS 1 - 5 15-01-S2-271

Event ID: 15-01-S2-271 NEQ: 1.25kg Type: Static 20150122

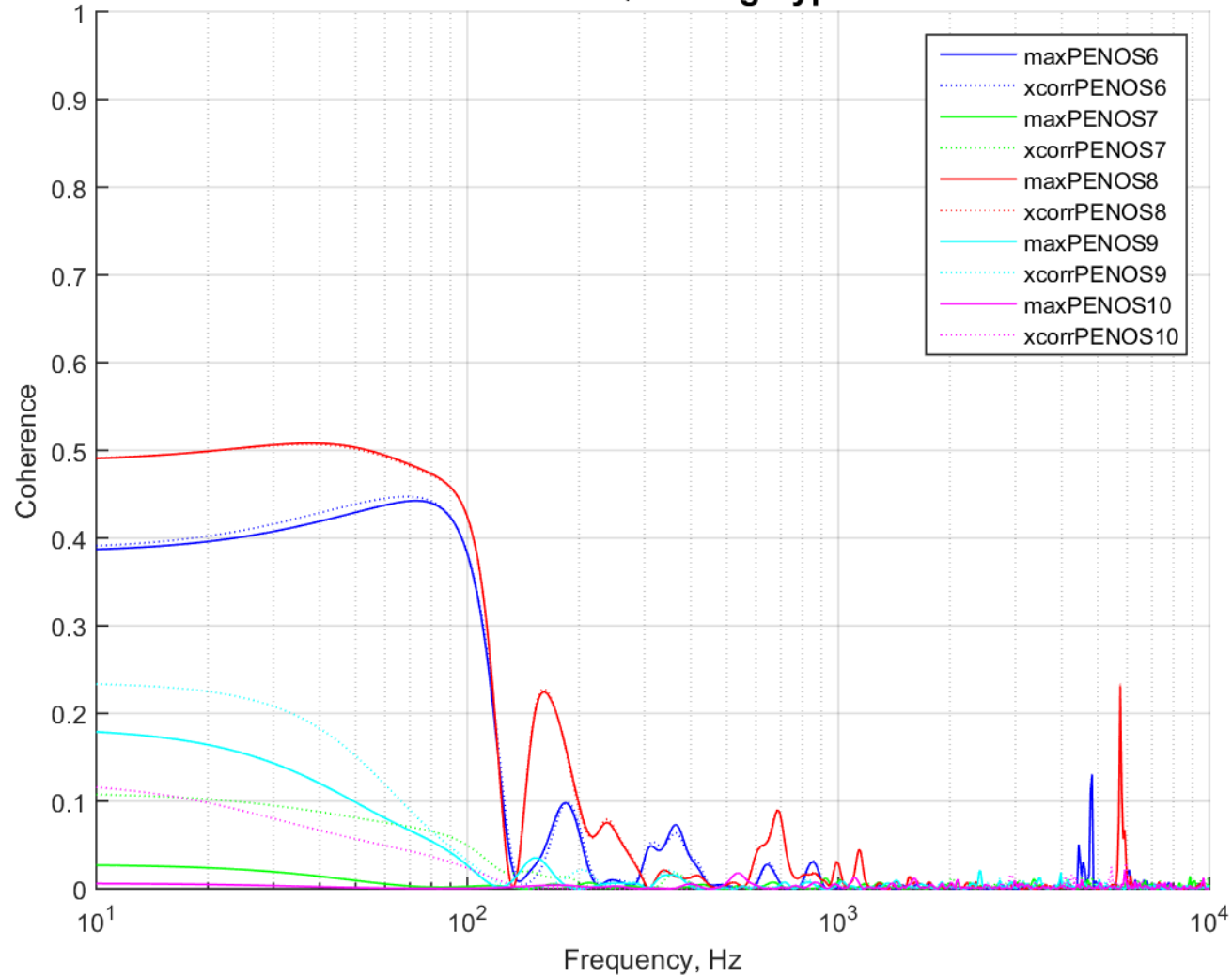


FIGURE 2.314: COHERENCE PEN_OS 6 - 10 15-01-S2-271CTD

Event ID: 15-01-S2-271 NEQ: 1.25kg Type: Static 20150122

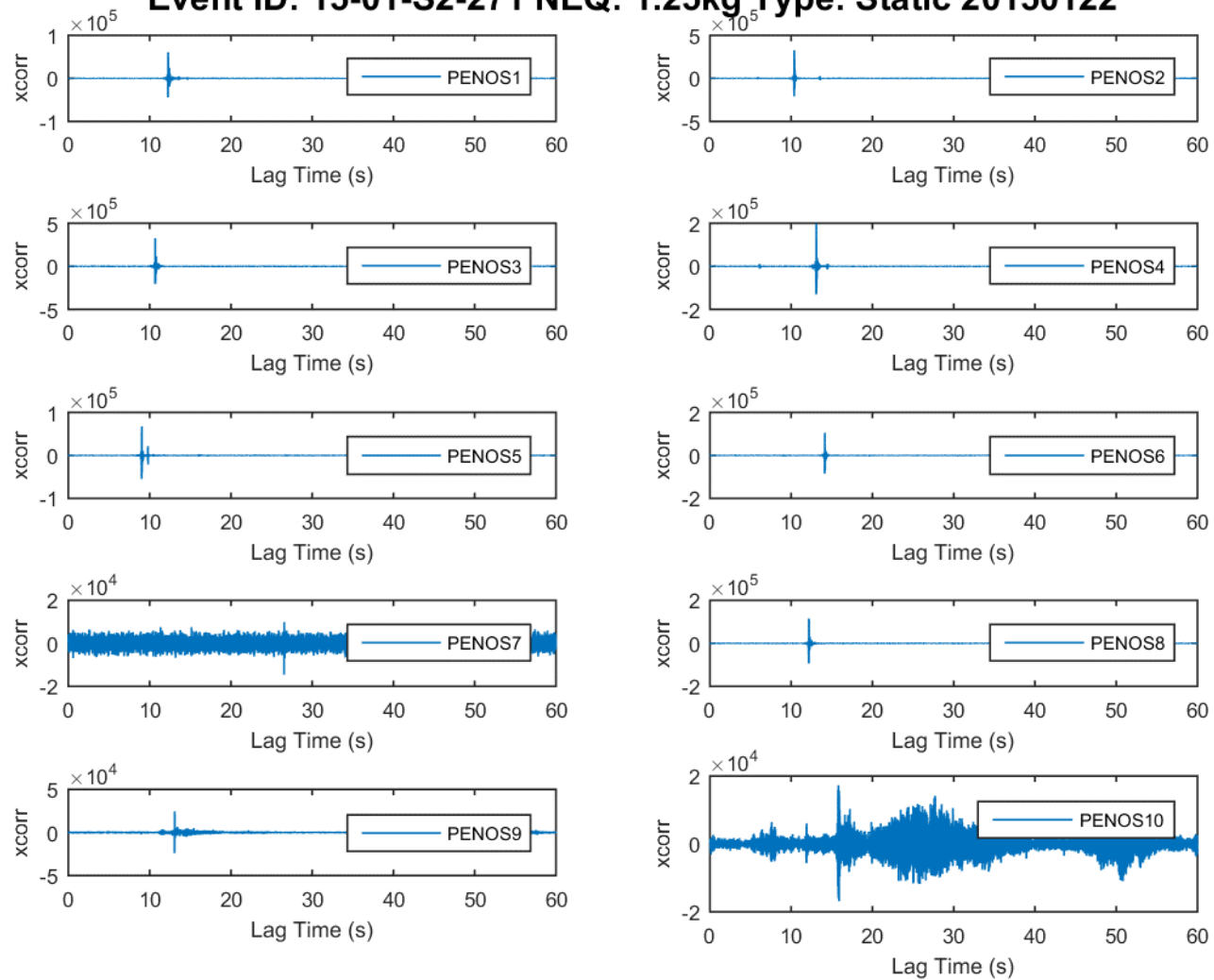


FIGURE 2.315: CROSS CORRELATION PEN_OS 1 - 10 15-01-S2-271

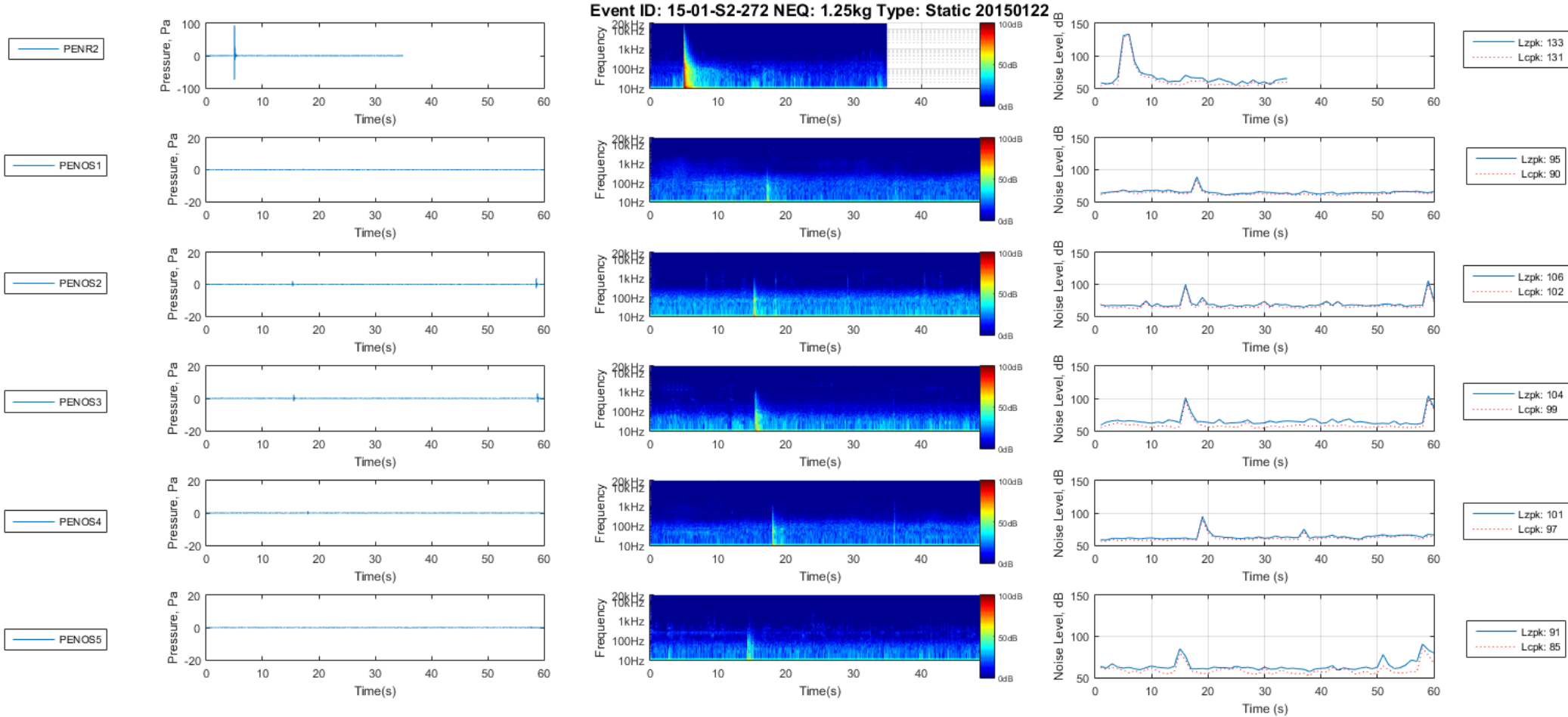


FIGURE 2.316: PEN_OS 1 - 5 15-01-S2-272

Event ID: 15-01-S2-272 NEQ: 1.25kg Type: Static 20150122 CTD

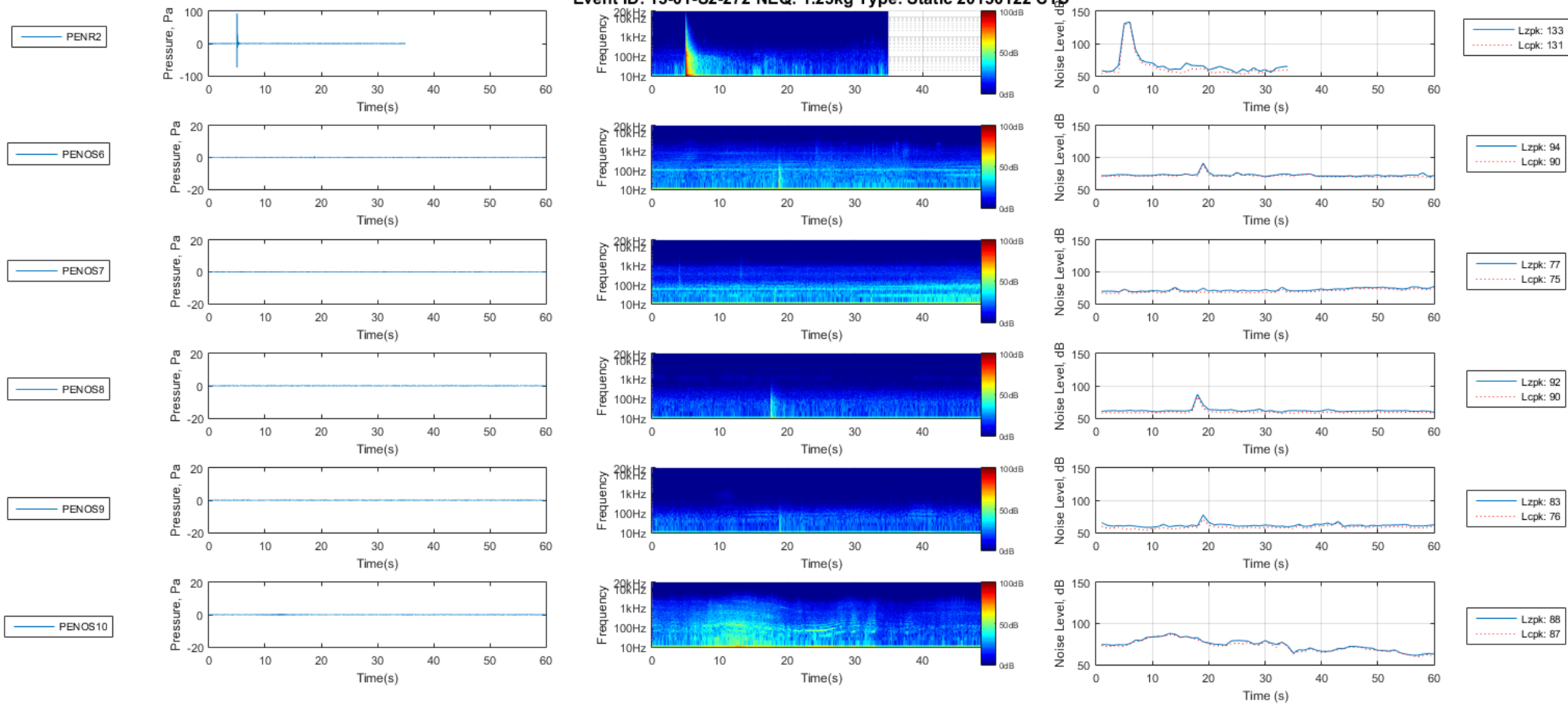


FIGURE 2.317: PEN_OS 6 - 10 15-01-S2-272

Event ID: 15-01-S2-272 NEQ: 1.25kg Type: Static 20150122

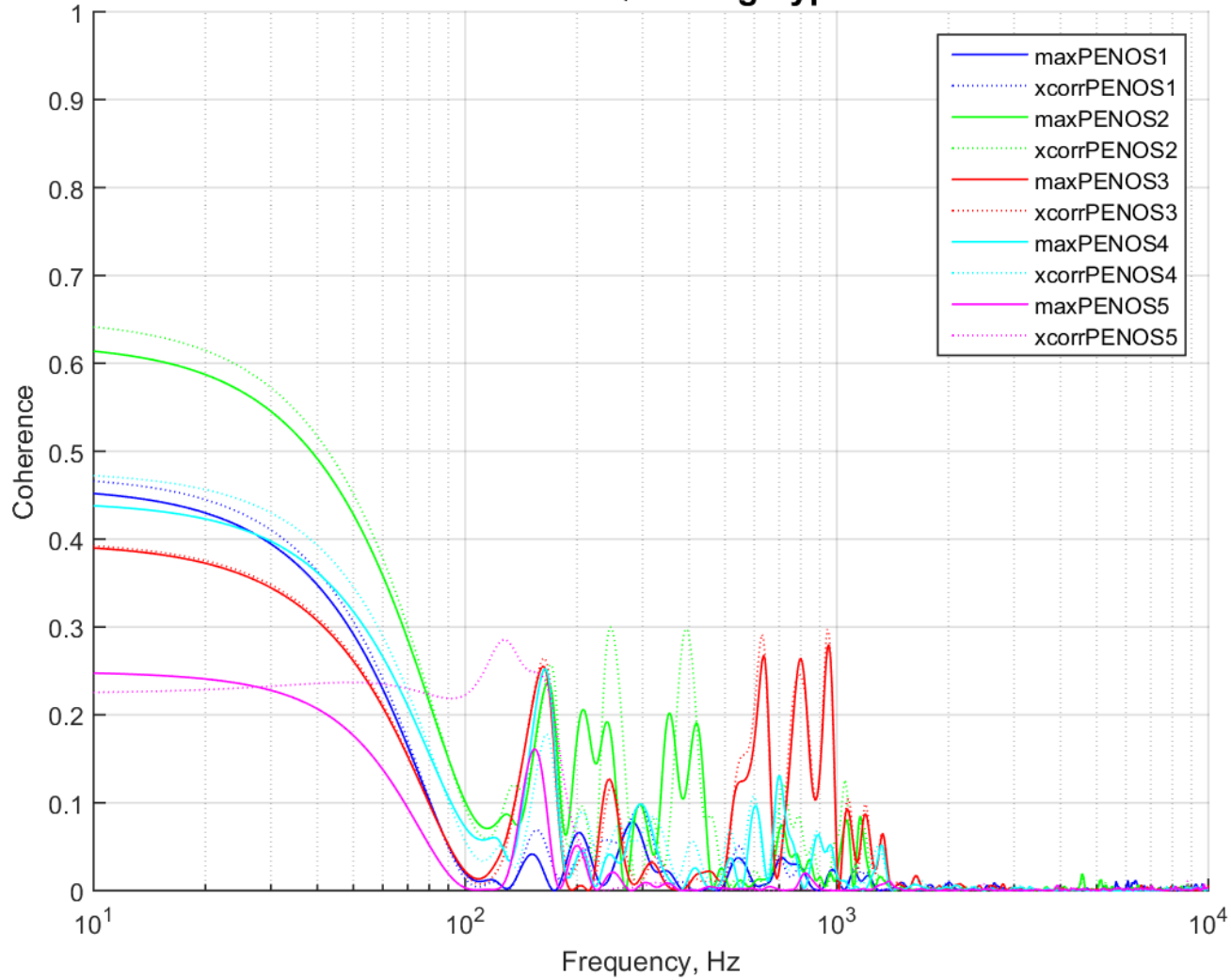


FIGURE 2.318: COHERENCE PEN_OS 1 - 5 15-01-S2-272

Event ID: 15-01-S2-272 NEQ: 1.25kg Type: Static 20150122

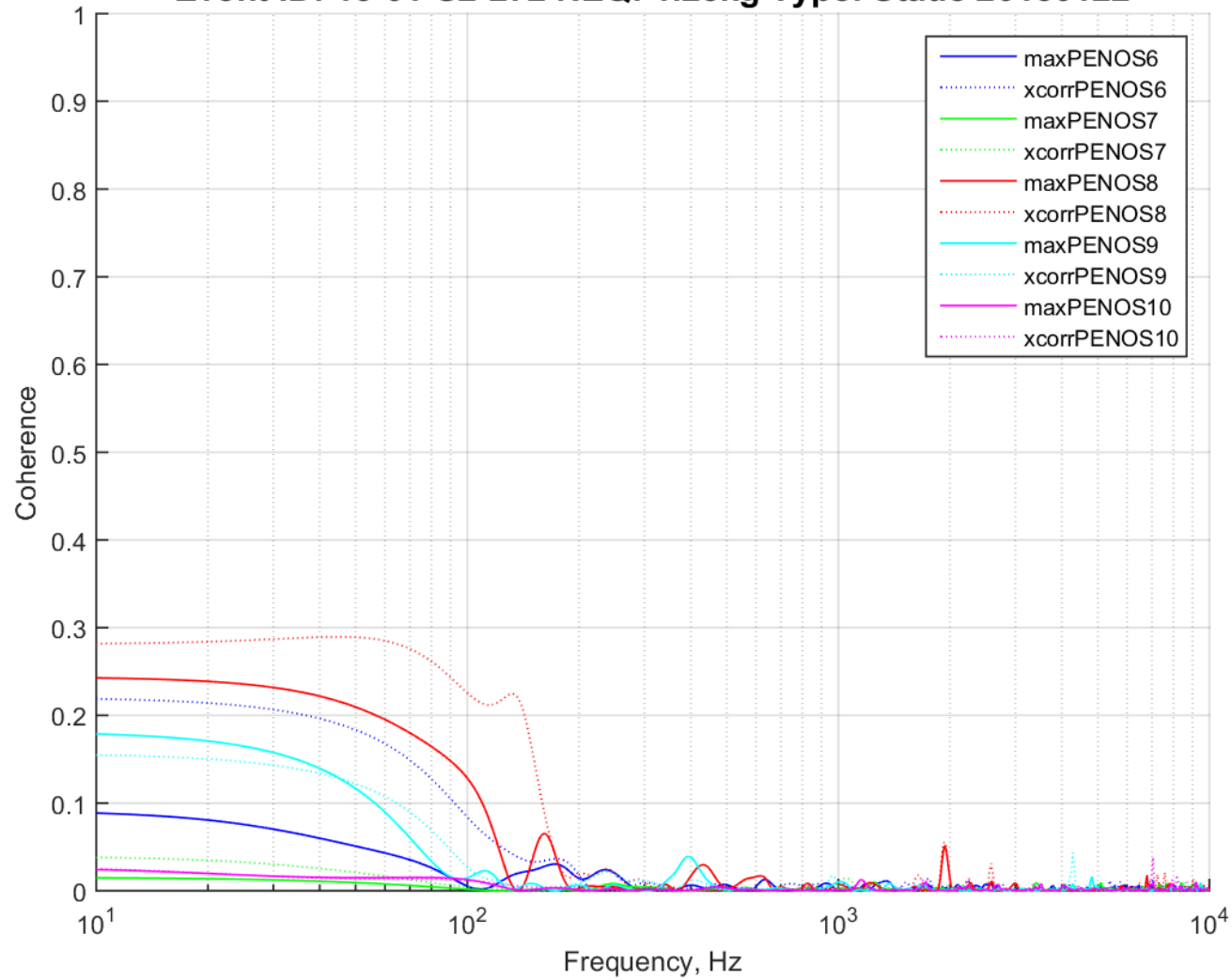


FIGURE 2.319: COHERENCE PEN_OS 6 - 10 15-01-S2-272CTD

Event ID: 15-01-S2-272 NEQ: 1.25kg Type: Static 20150122

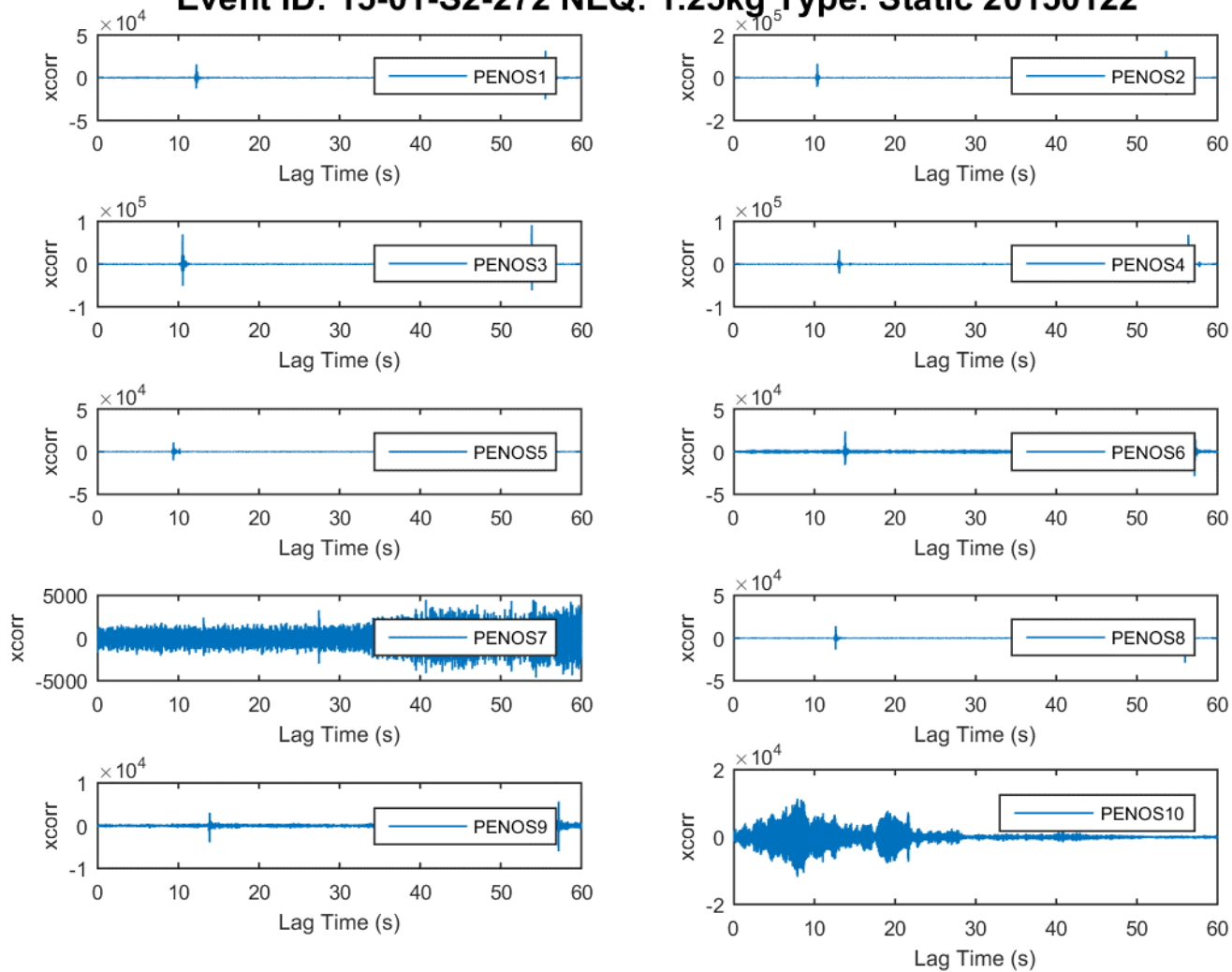


FIGURE 2.320: CROSS CORRELATION PEN_OS 1 - 10 15-01-S2-272

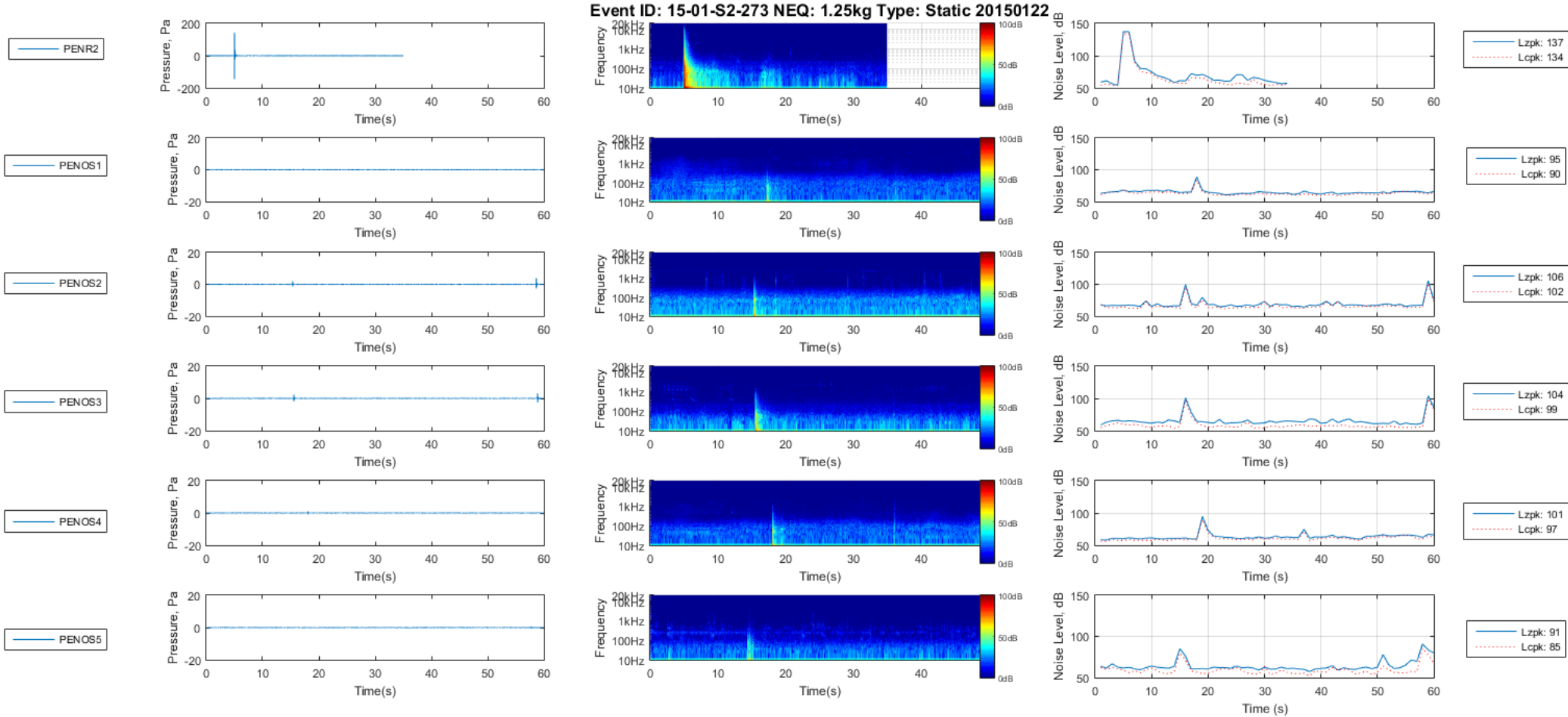


FIGURE 2.321: PEN_OS 1 - 5 15-01-S2-273

Event ID: 15-01-S2-273 NEQ: 1.25kg Type: Static 20150122 CTD

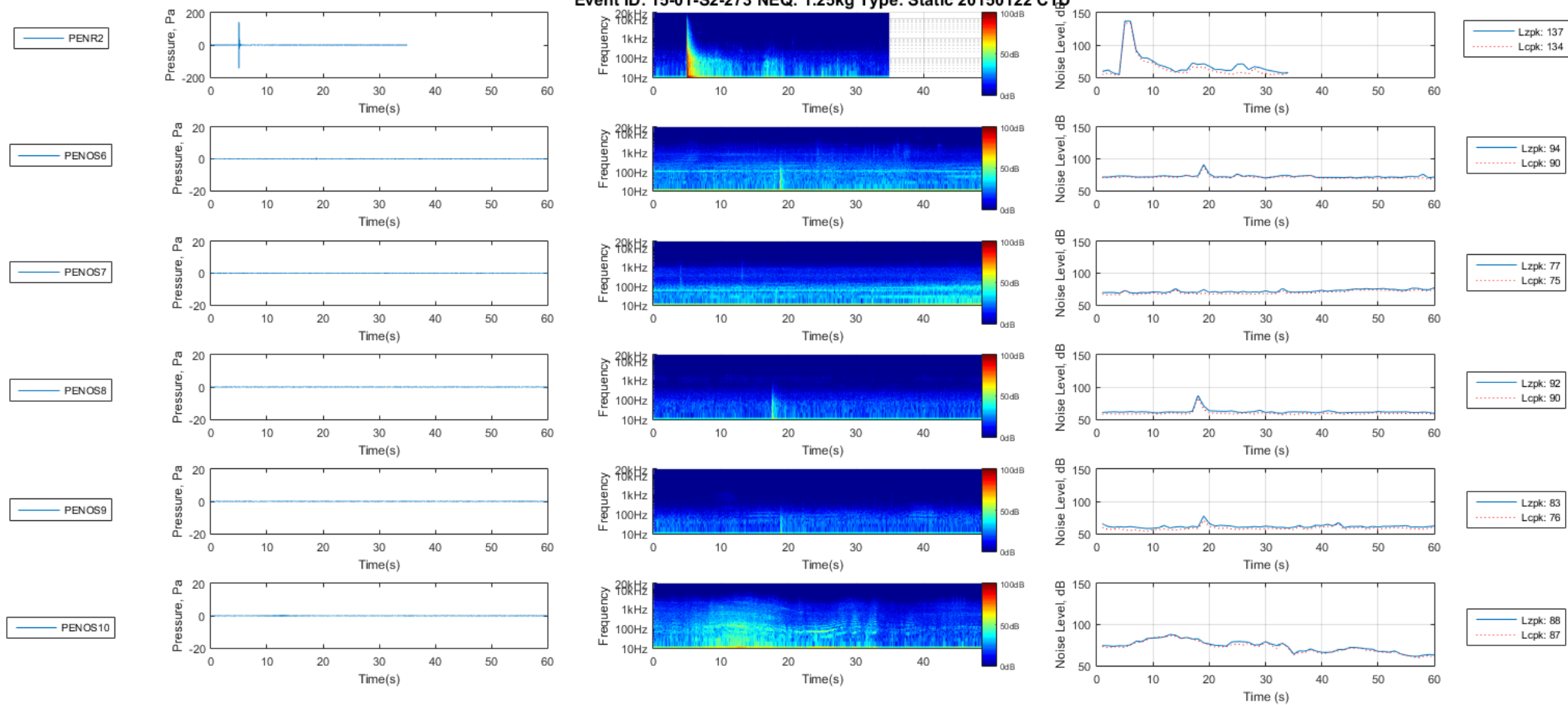


FIGURE 2.322: PEN_OS 6 - 10 15-01-S2-273

Event ID: 15-01-S2-273 NEQ: 1.25kg Type: Static 20150122

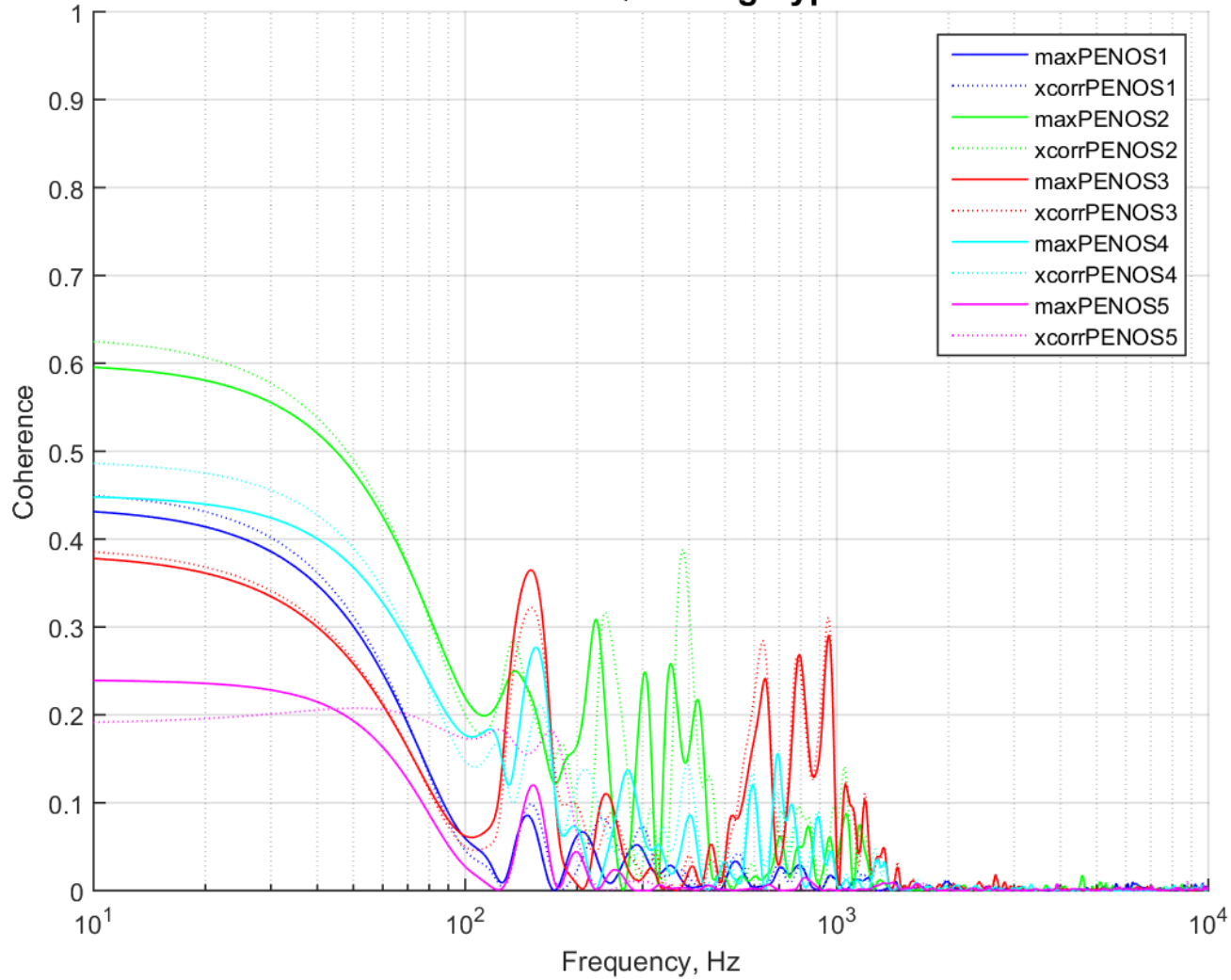


FIGURE 2.323: COHERENCE PEN_OS 1 - 5 15-01-S2-273

Event ID: 15-01-S2-273 NEQ: 1.25kg Type: Static 20150122

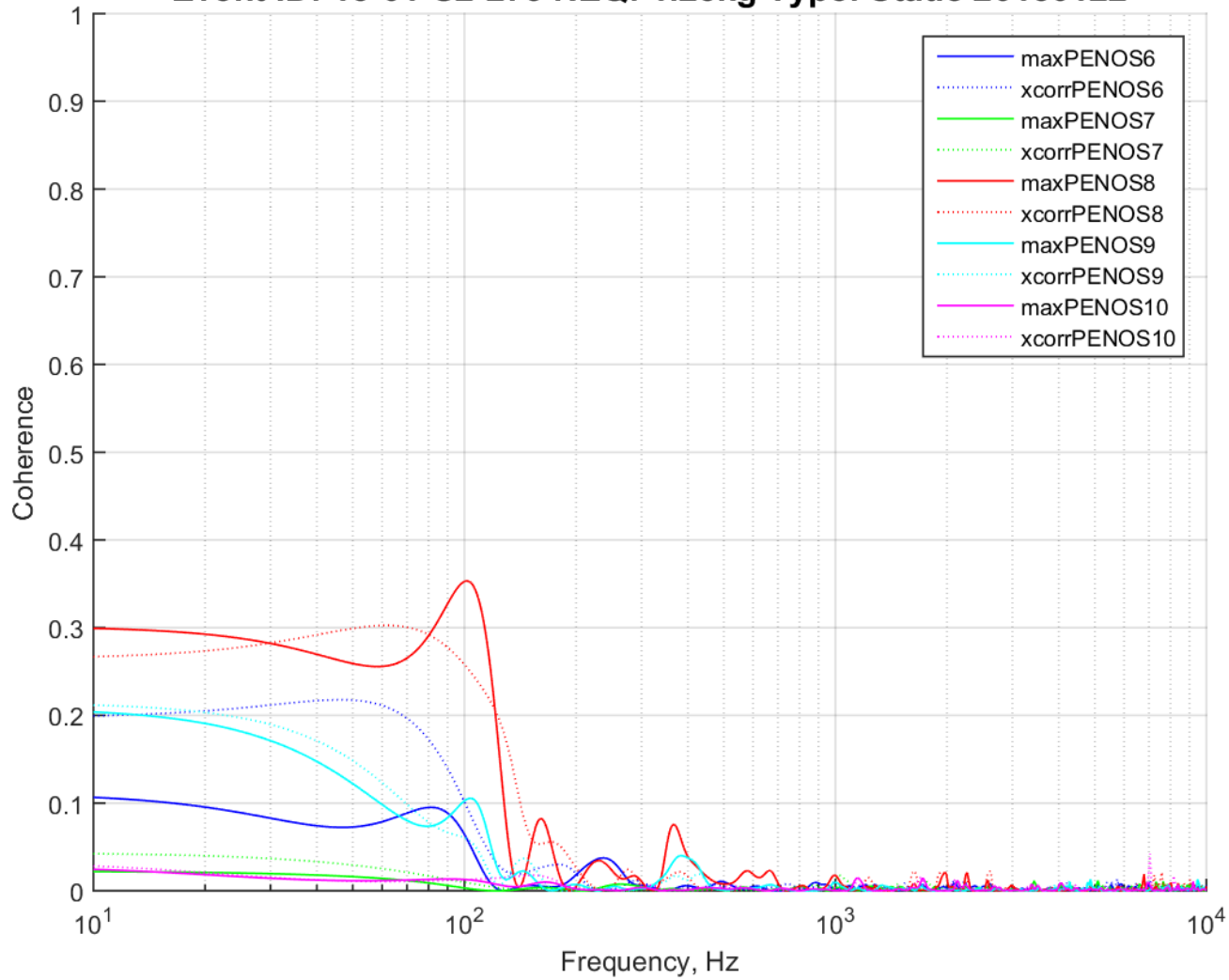


FIGURE 2.324: COHERENCE PEN_OS 6 - 10 15-01-S2-273CTD

Event ID: 15-01-S2-273 NEQ: 1.25kg Type: Static 20150122

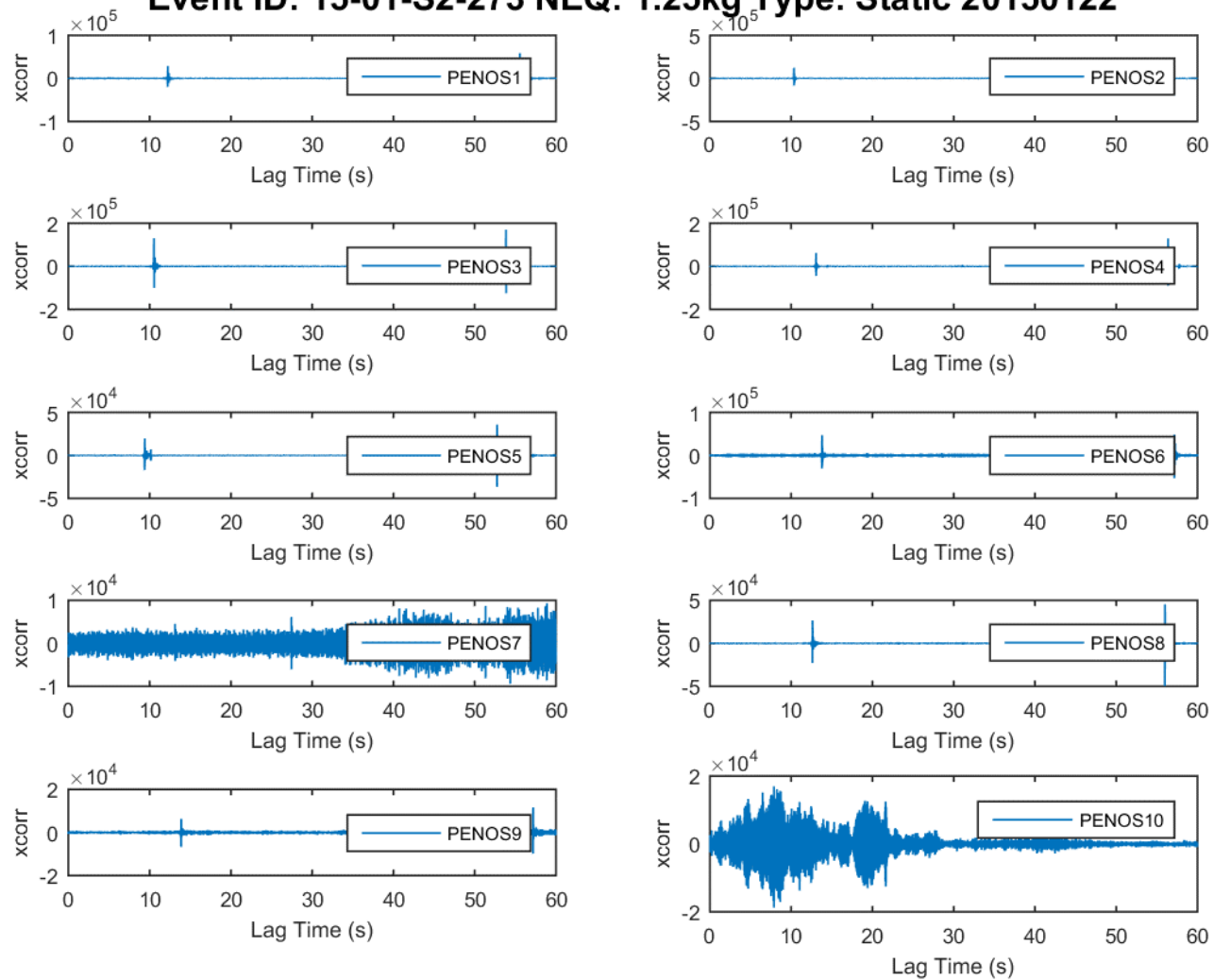


FIGURE 2.325: CROSS CORRELATION PEN_OS 1 - 10 15-01-S2-273

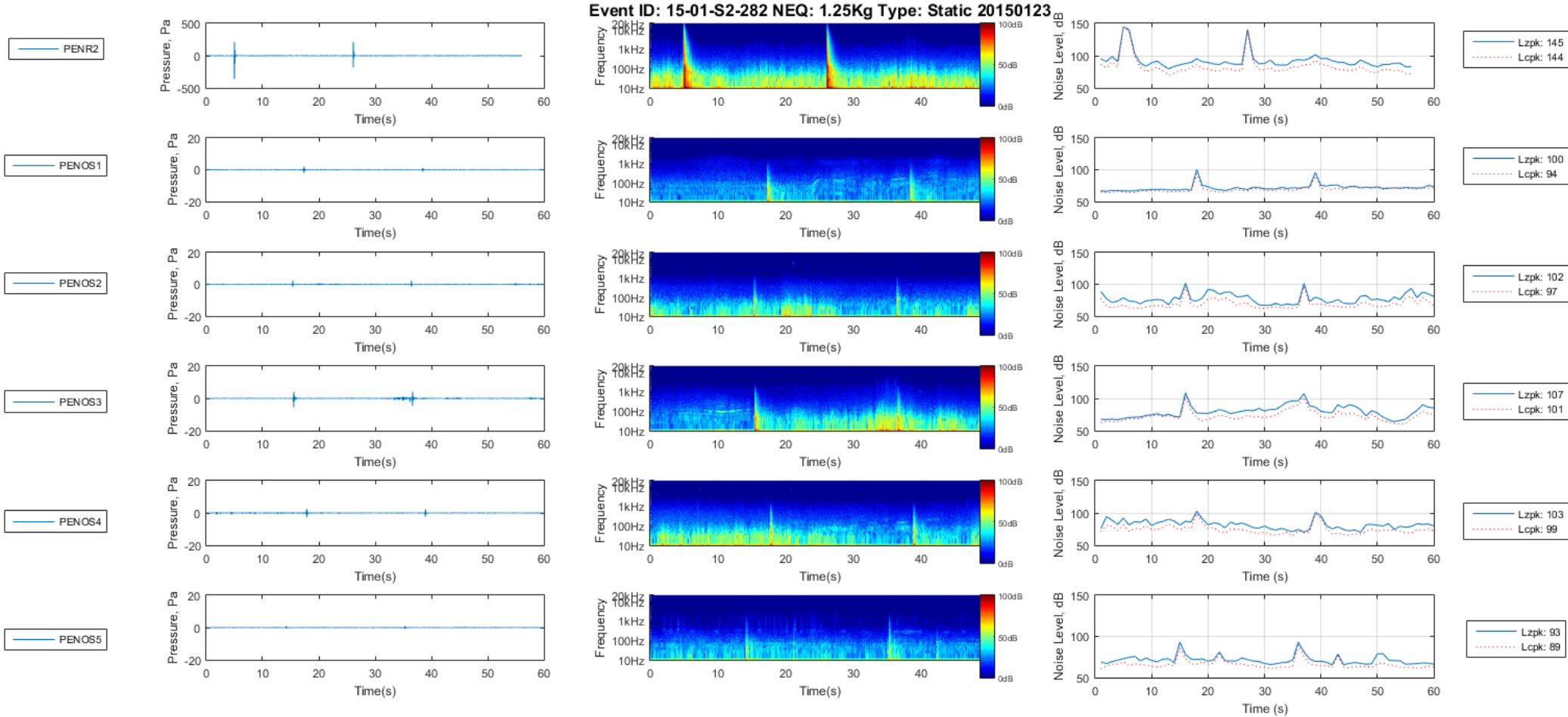


FIGURE 2.326: PEN_OS 1 - 5 15-01-S2-282

Event ID: 15-01-S2-282 NEQ: 1.25Kg Type: Static 20150123 CTD

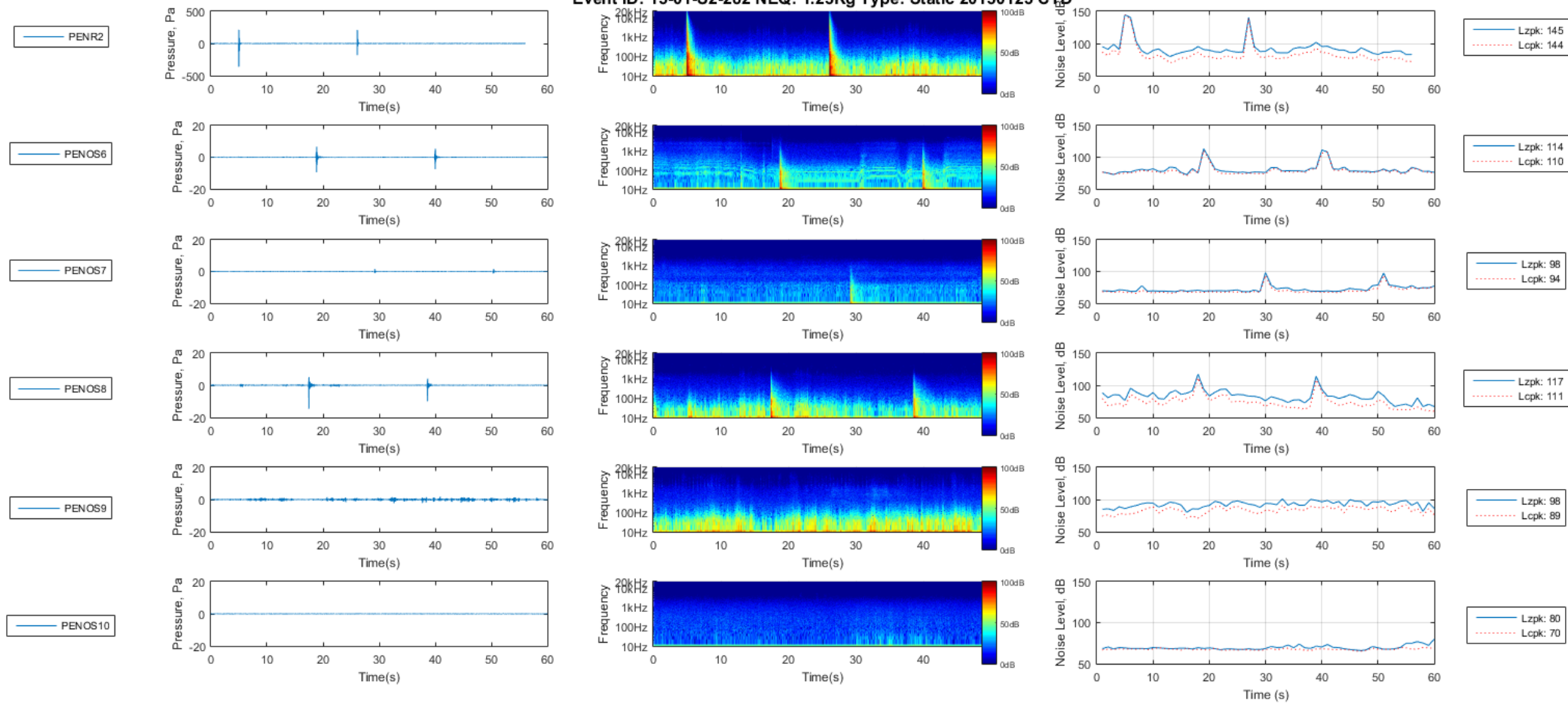


FIGURE 2.327: PEN_OS 6 - 10 15-01-S2-282

Event ID: 15-01-S2-282 NEQ: 1.25Kg Type: Static 20150123

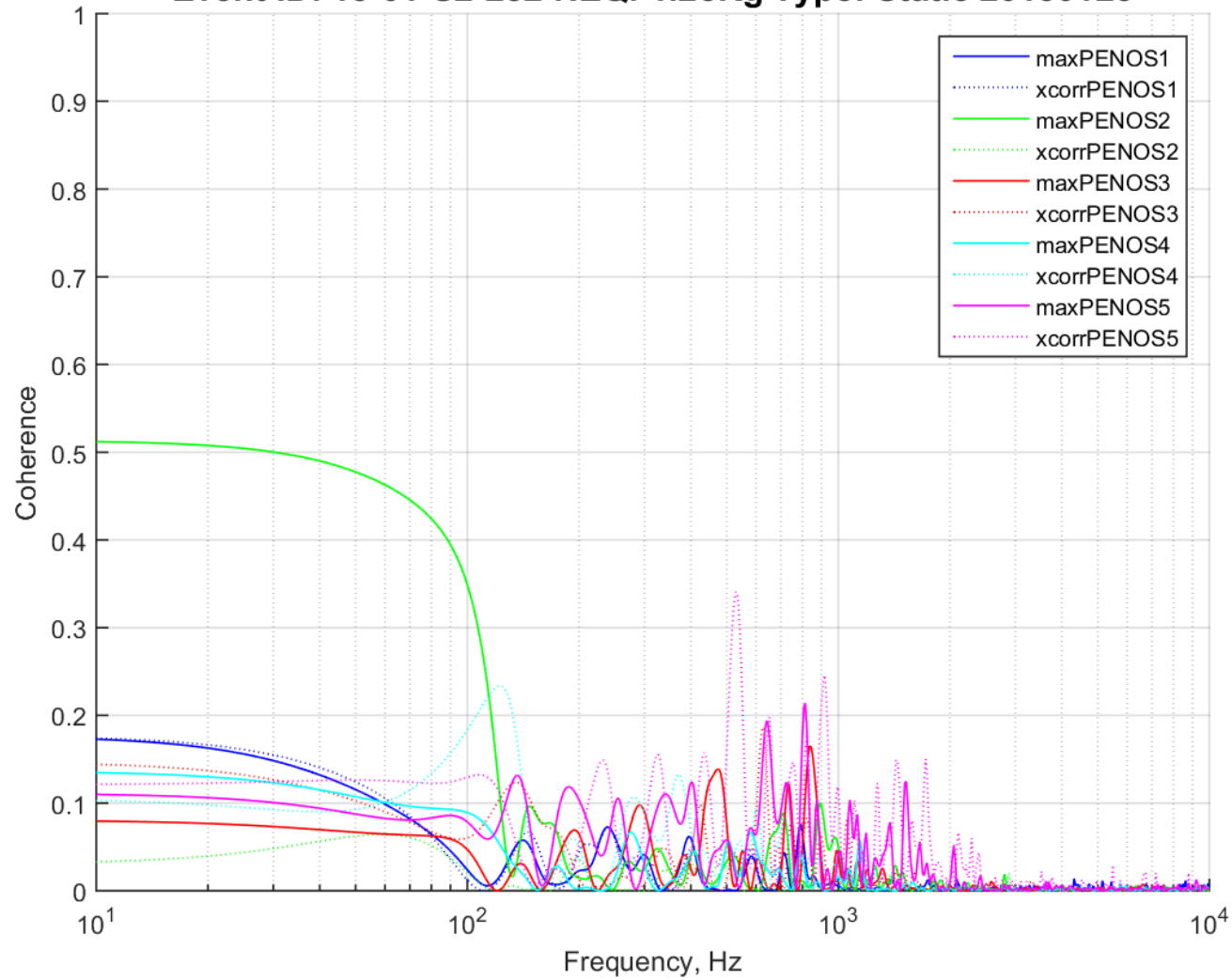


FIGURE 2.328: COHERENCE PEN_OS 1 - 5 15-01-S2-282

Event ID: 15-01-S2-282 NEQ: 1.25Kg Type: Static 20150123

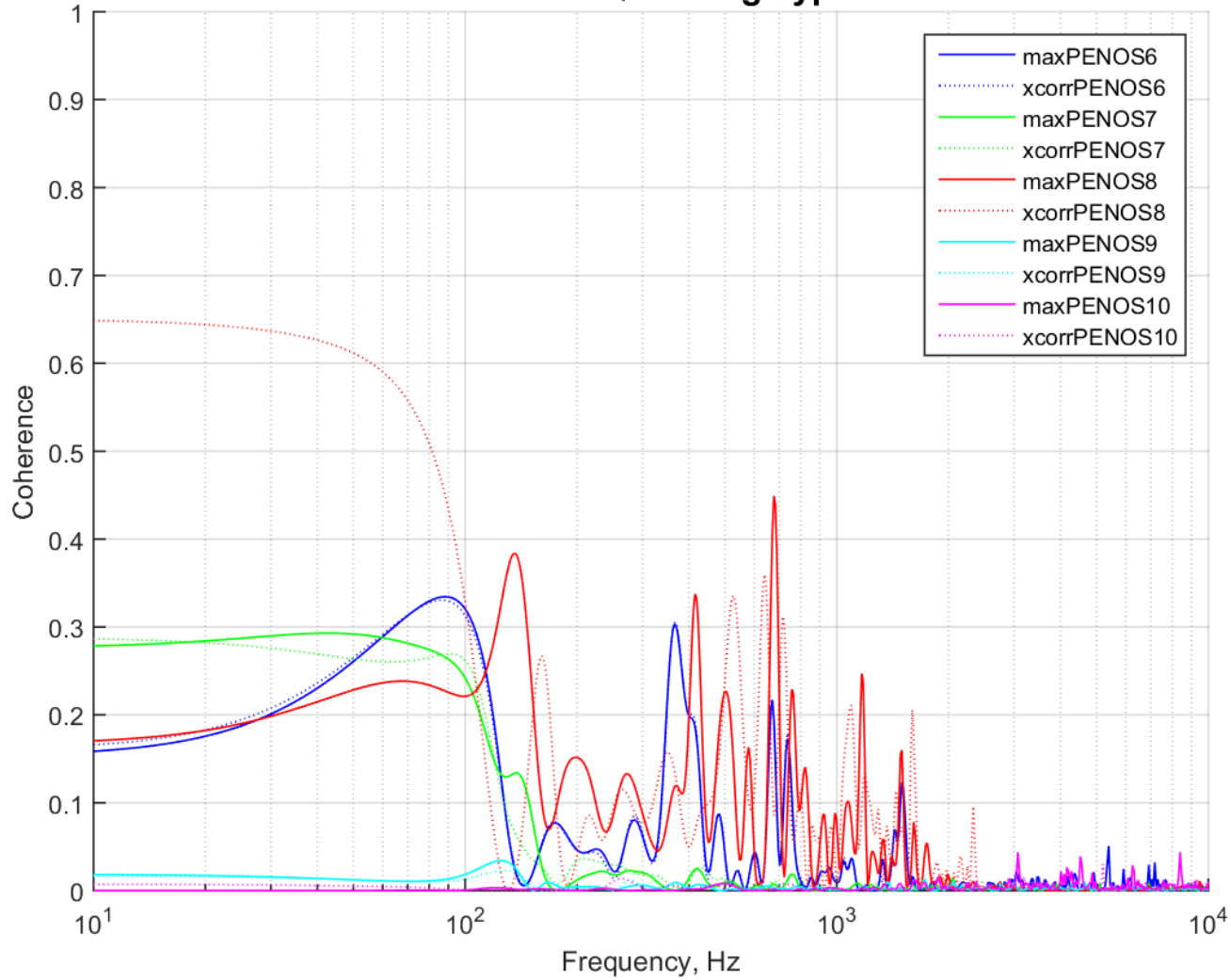


FIGURE 2.329: COHERENCE PEN_OS 6 - 10 15-01-S2-282CTD

Event ID: 15-01-S2-282 NEQ: 1.25Kg Type: Static 20150123

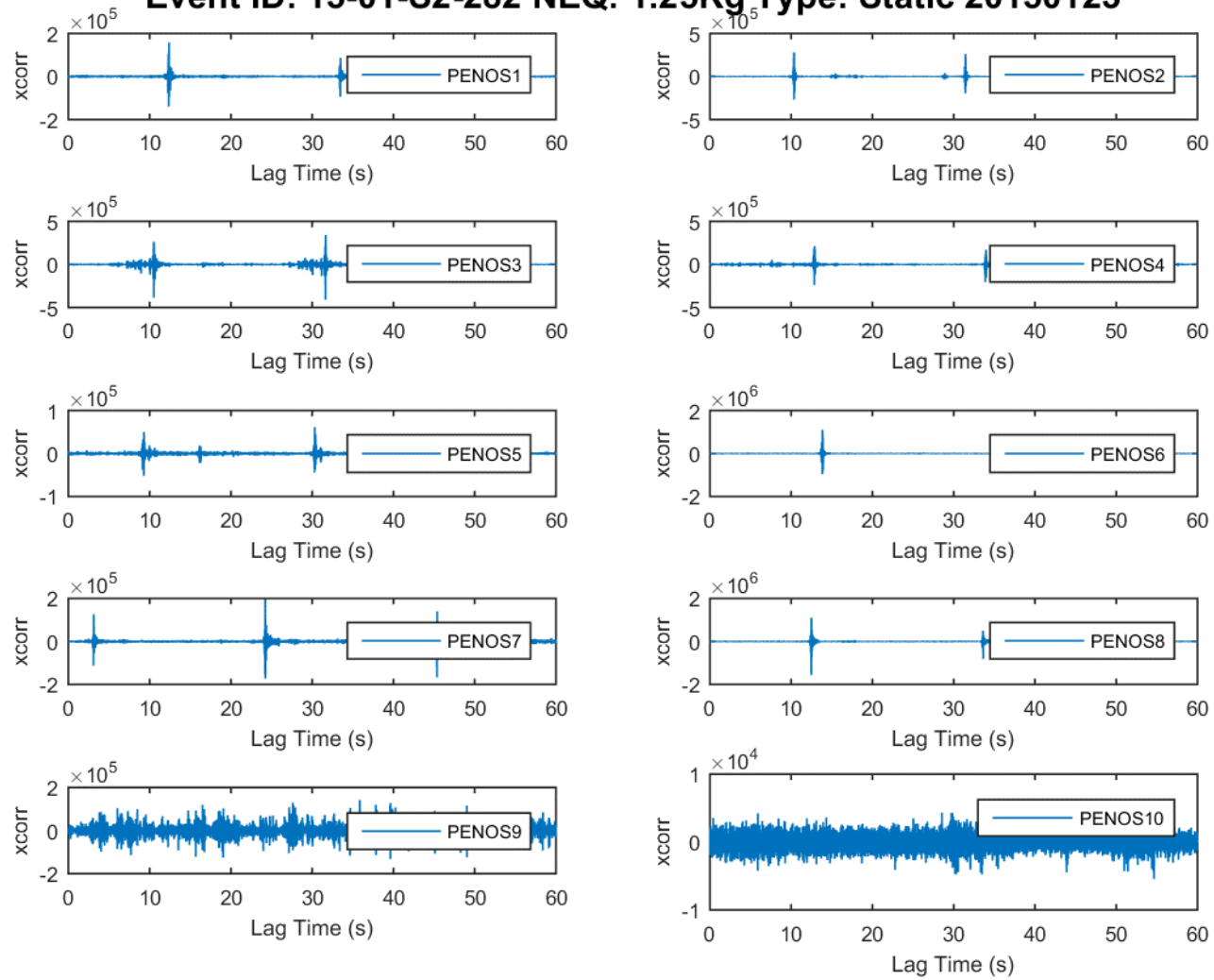


FIGURE 2.330: CROSS CORRELATION PEN_OS 1 - 10 15-01-S2-282

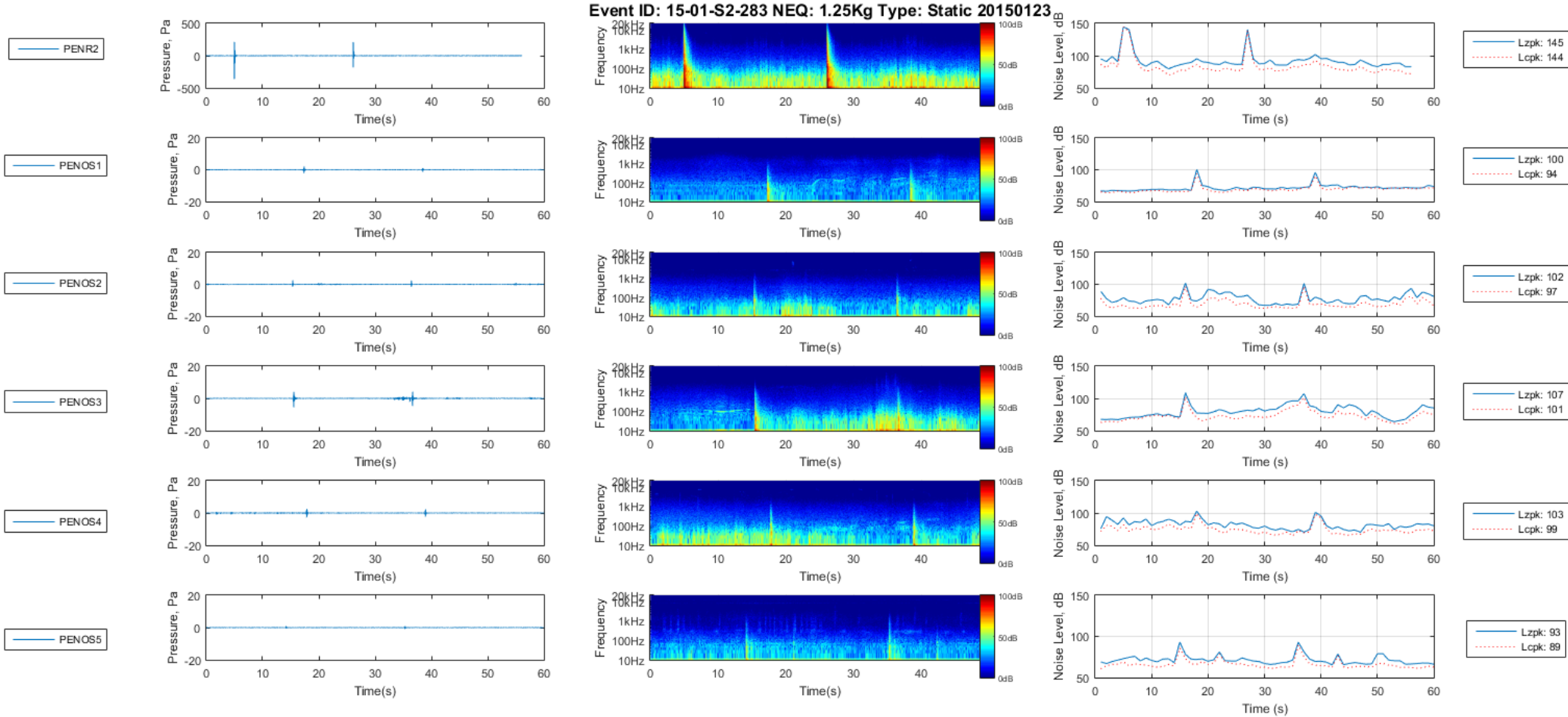


FIGURE 2.331: PEN_OS 1 - 5 15-01-S2-283

Event ID: 15-01-S2-283 NEQ: 1.25Kg Type: Static 20150123 CTD

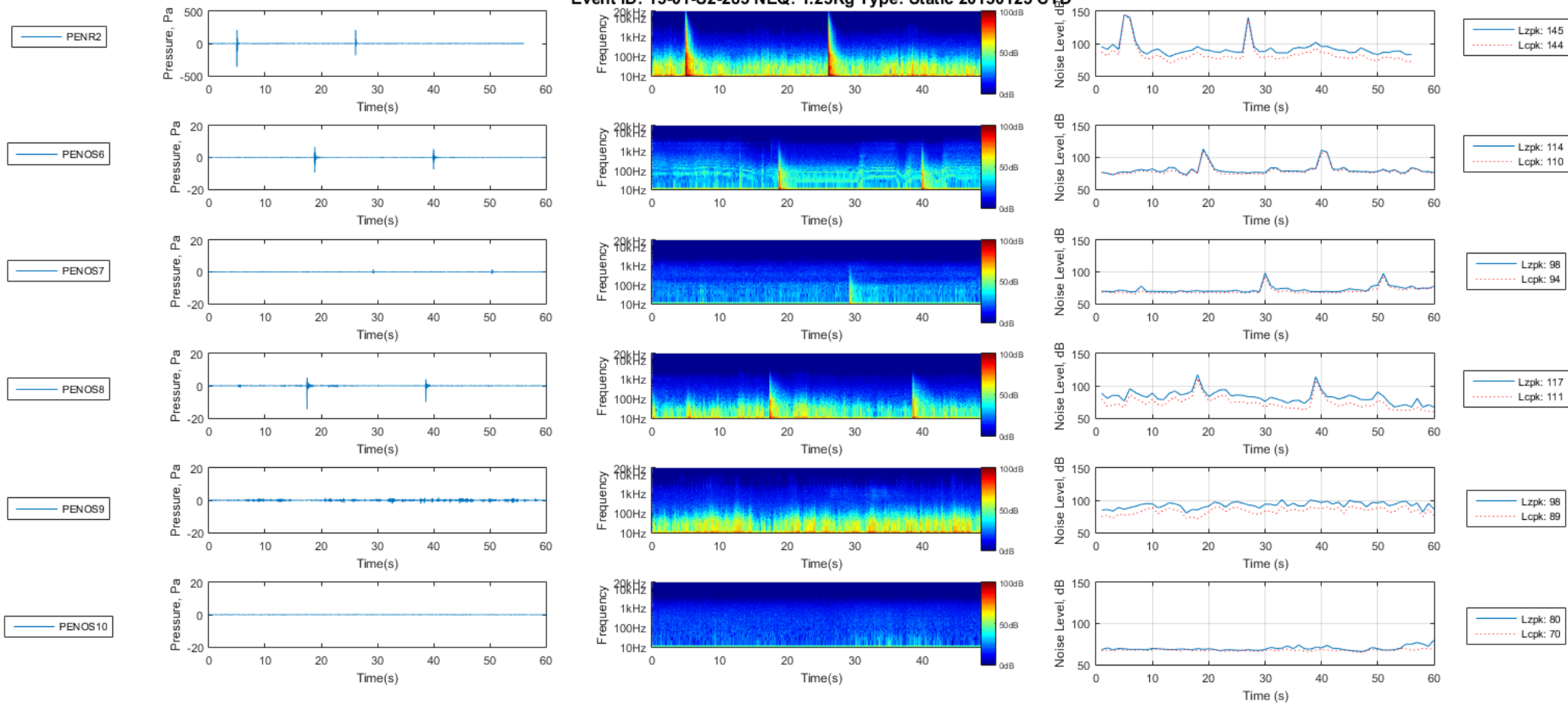


FIGURE 2.332: PEN_OS 6 - 10 15-01-S2-283

Event ID: 15-01-S2-283 NEQ: 1.25Kg Type: Static 20150123

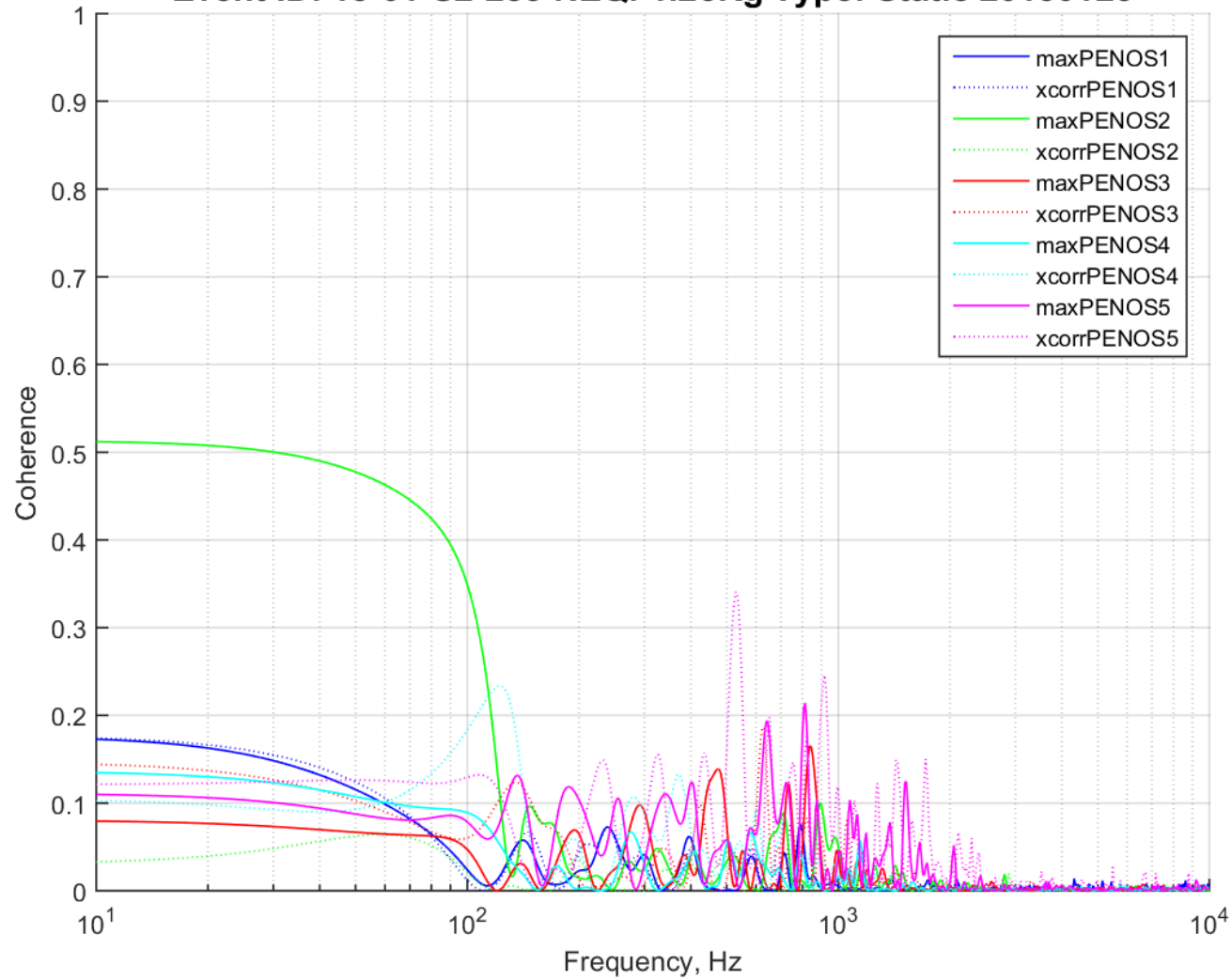


FIGURE 2.333: COHERENCE PEN_OS 1 - 5 15-01-S2-283

Event ID: 15-01-S2-283 NEQ: 1.25Kg Type: Static 20150123

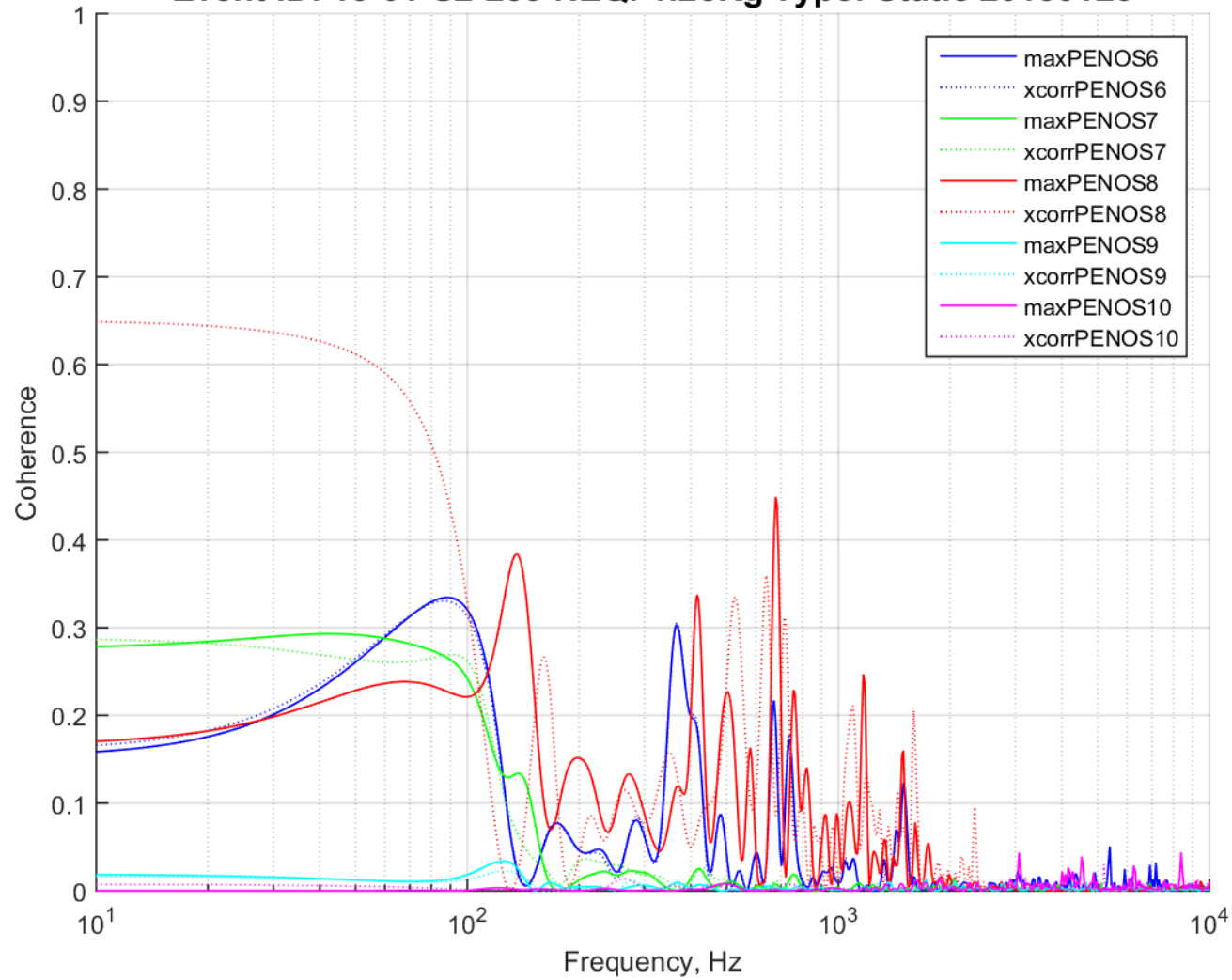


FIGURE 2.334: COHERENCE PEN_OS 6 - 10 15-01-S2-283CTD

Event ID: 15-01-S2-283 NEQ: 1.25Kg Type: Static 20150123

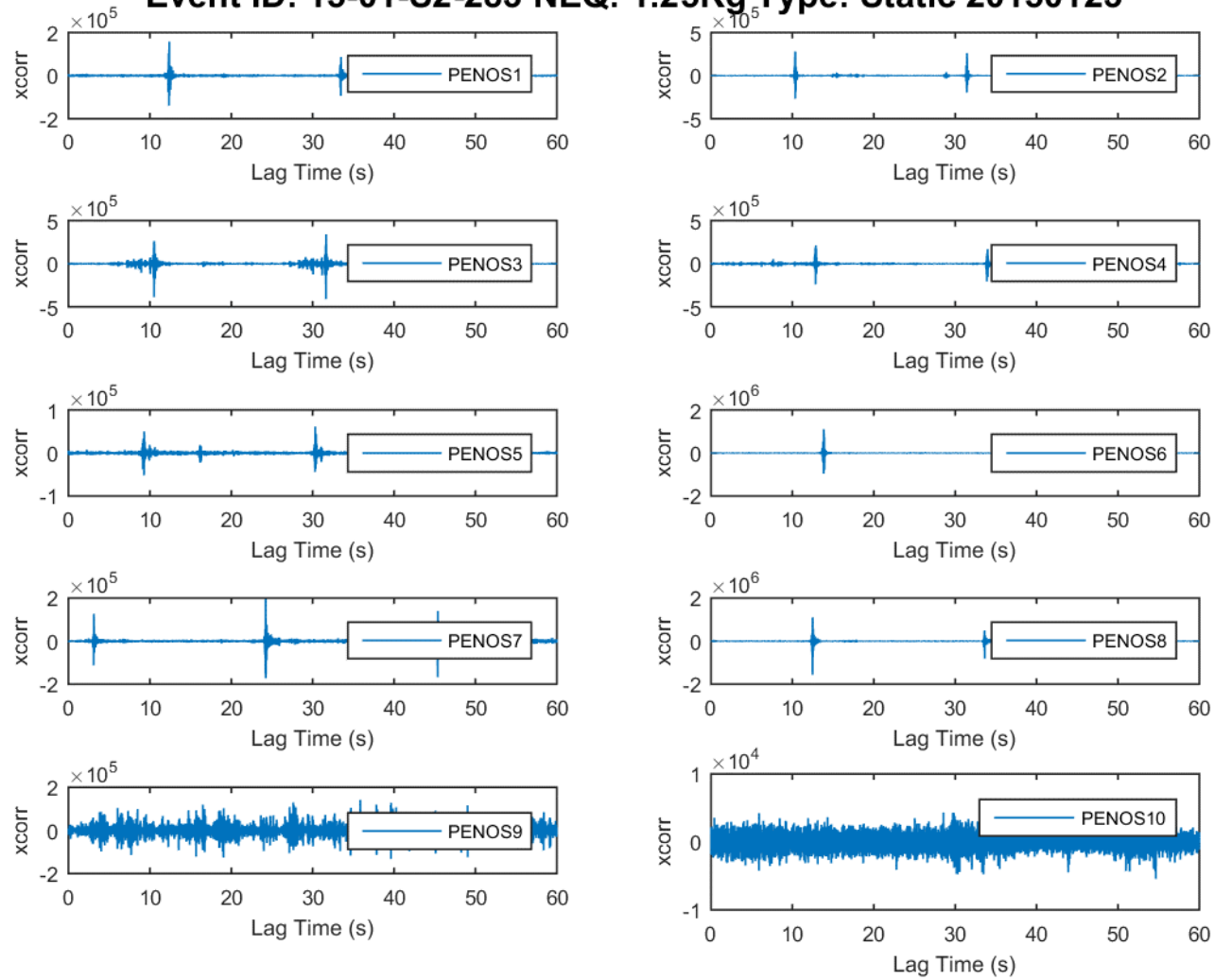


FIGURE 2.335: CROSS CORRELATION PEN_OS 1 - 10 15-01-S2-283

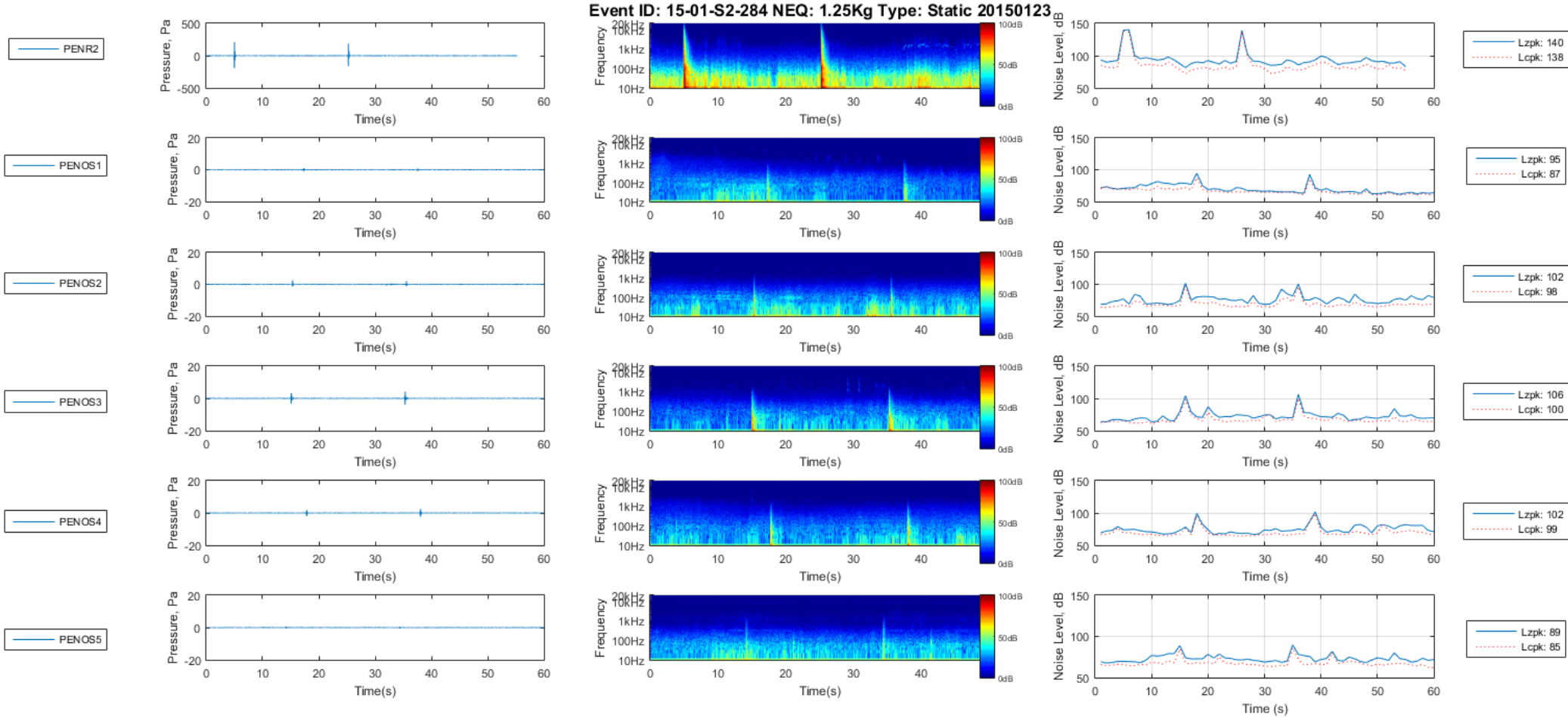


FIGURE 2.336: PEN_OS 1 - 5 15-01-S2-284

Event ID: 15-01-S2-284 NEQ: 1.25Kg Type: Static 20150123 CTD

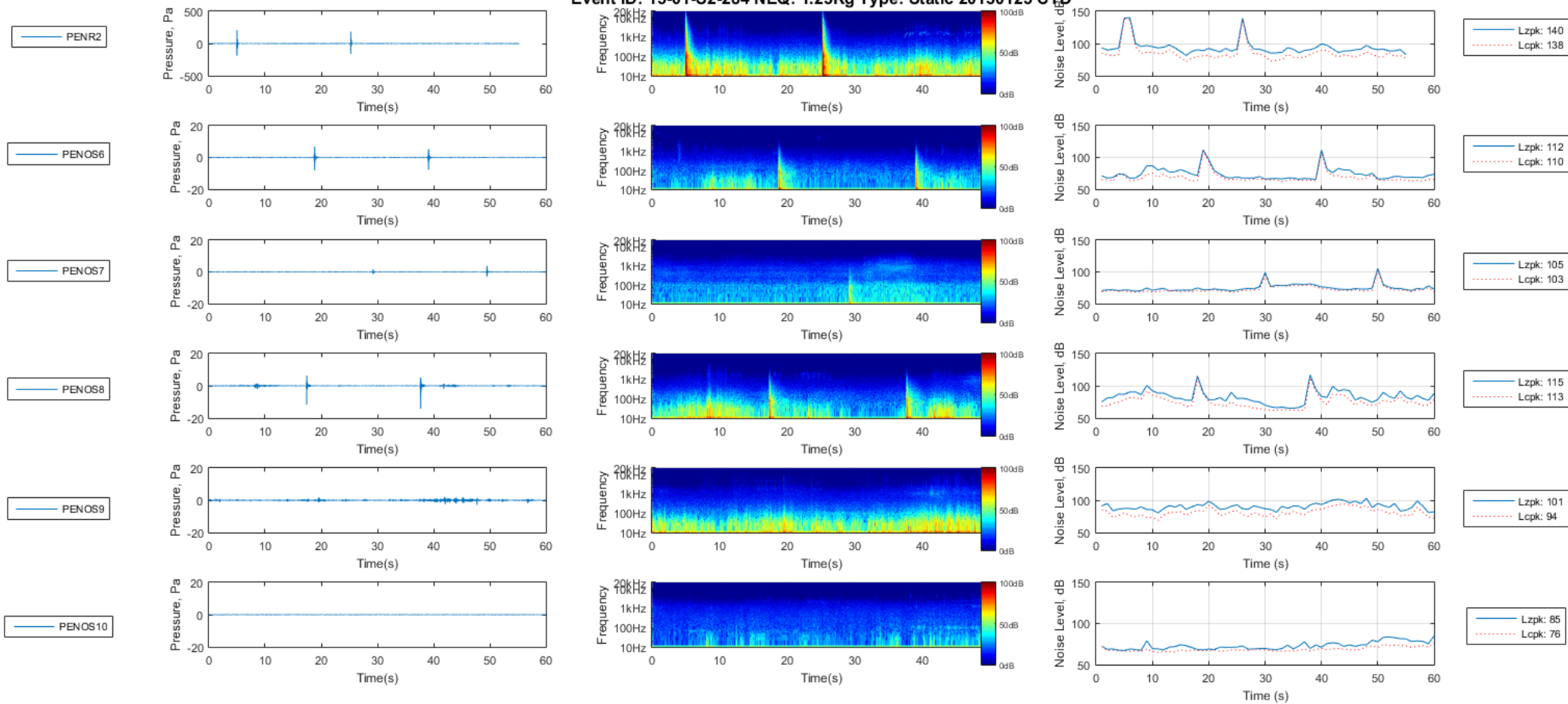


FIGURE 2.337: PEN_OS 6 - 10 15-01-S2-284

Event ID: 15-01-S2-284 NEQ: 1.25Kg Type: Static 20150123

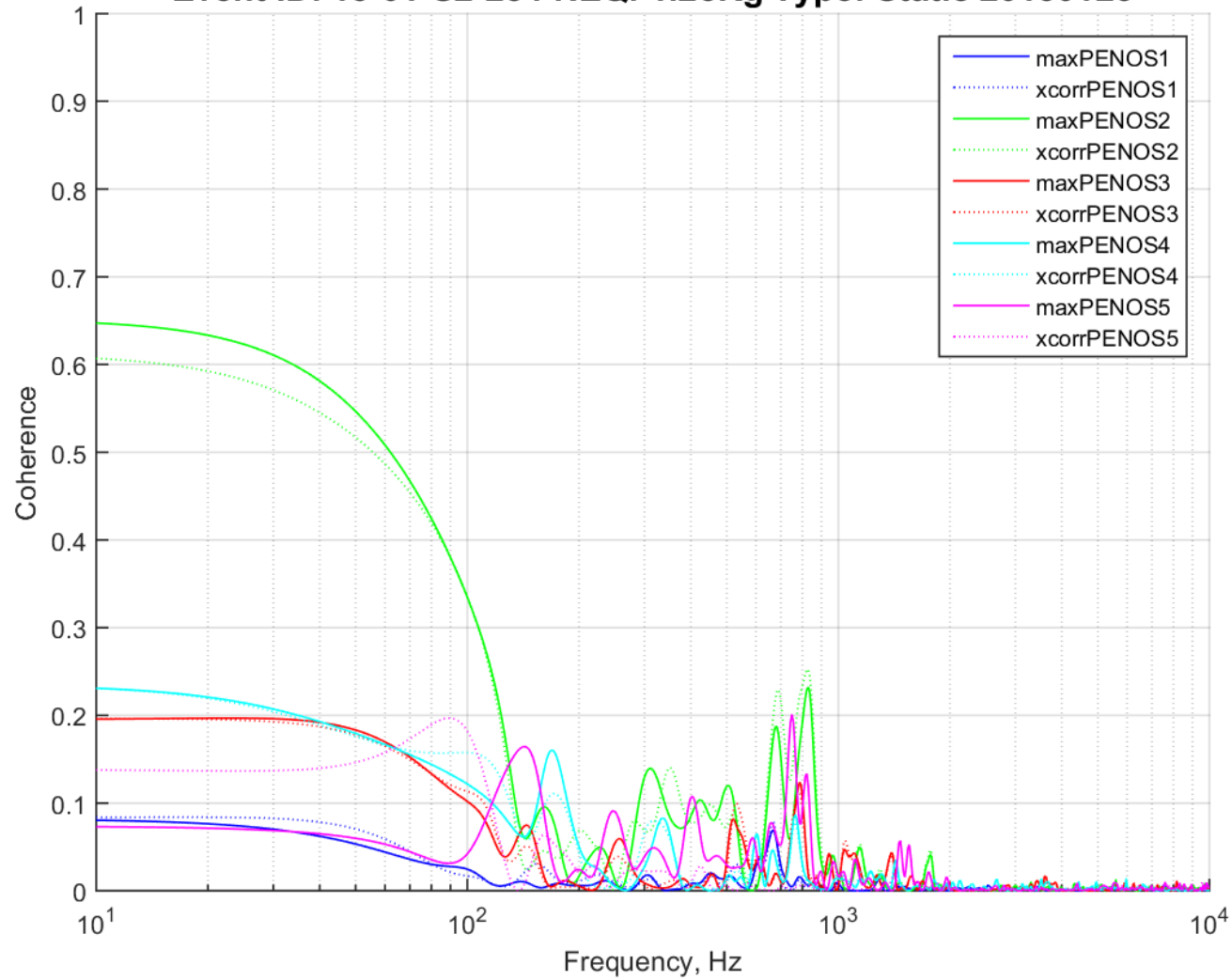


FIGURE 2.338: COHERENCE PEN_OS 1 - 5 15-01-S2-284

Event ID: 15-01-S2-284 NEQ: 1.25Kg Type: Static 20150123

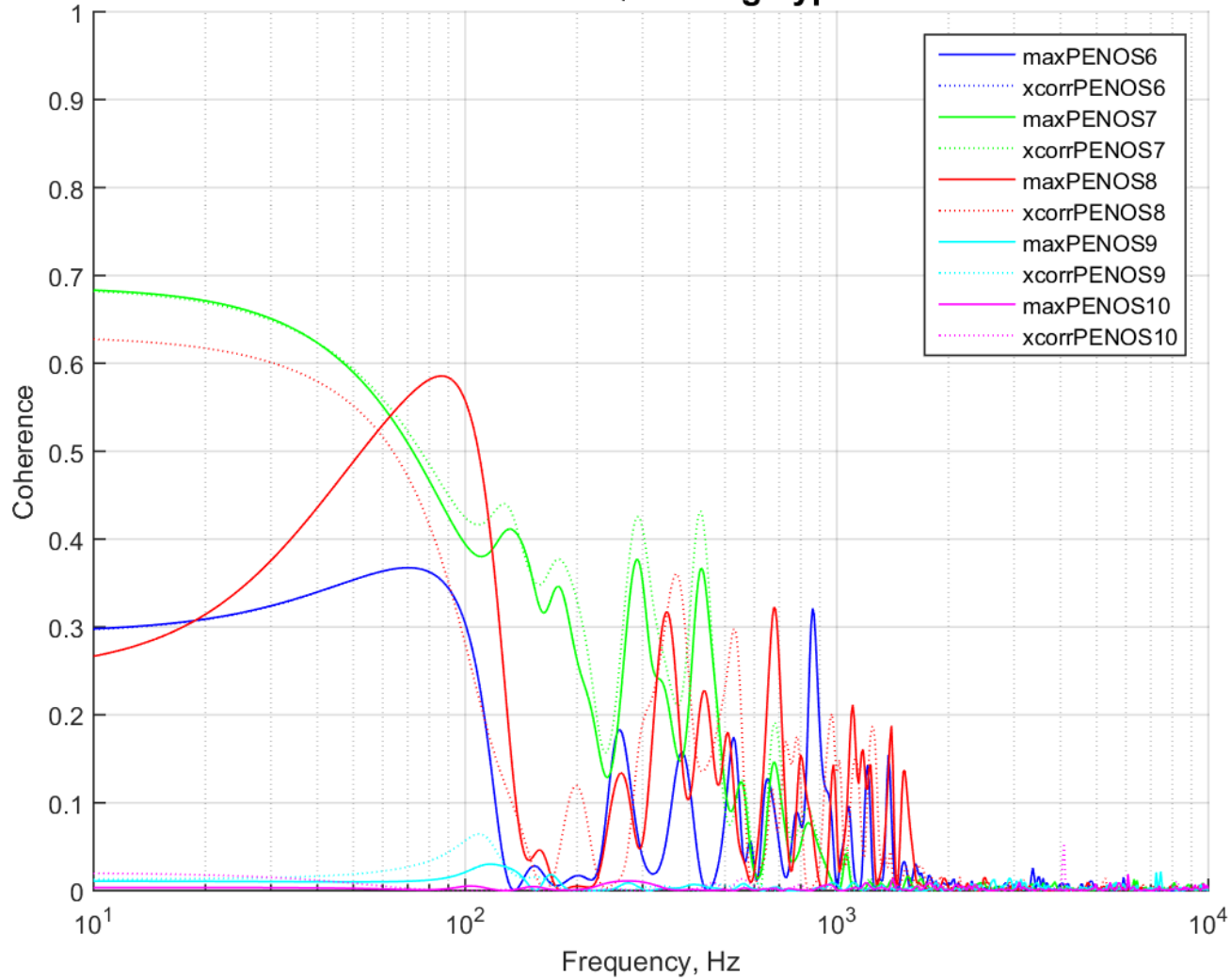


FIGURE 2.339: COHERENCE PEN_OS 6 - 10 15-01-S2-284CTD

Event ID: 15-01-S2-284 NEQ: 1.25Kg Type: Static 20150123

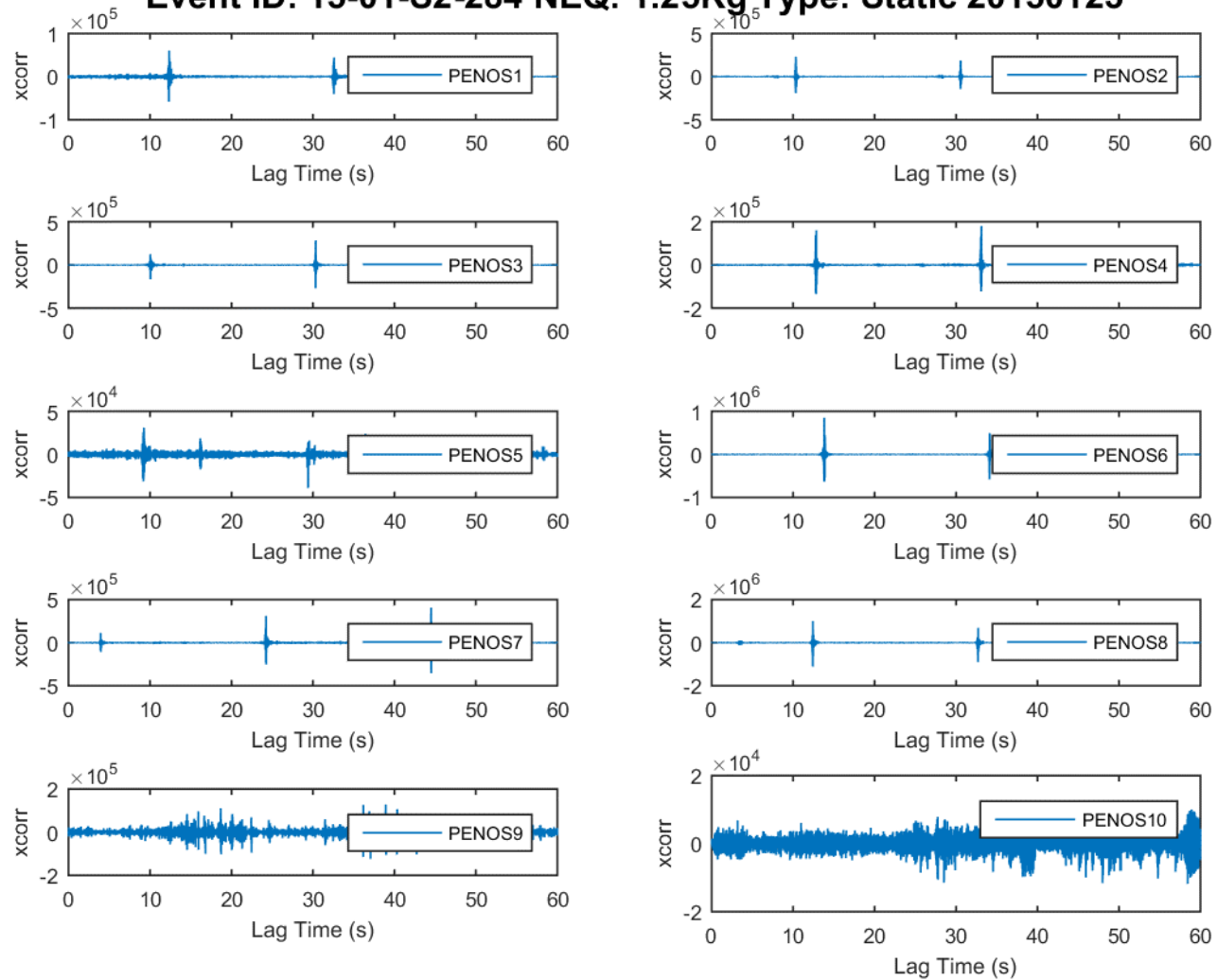


FIGURE 2.340: CROSS CORRELATION PEN_OS 1 - 10 15-01-S2-284

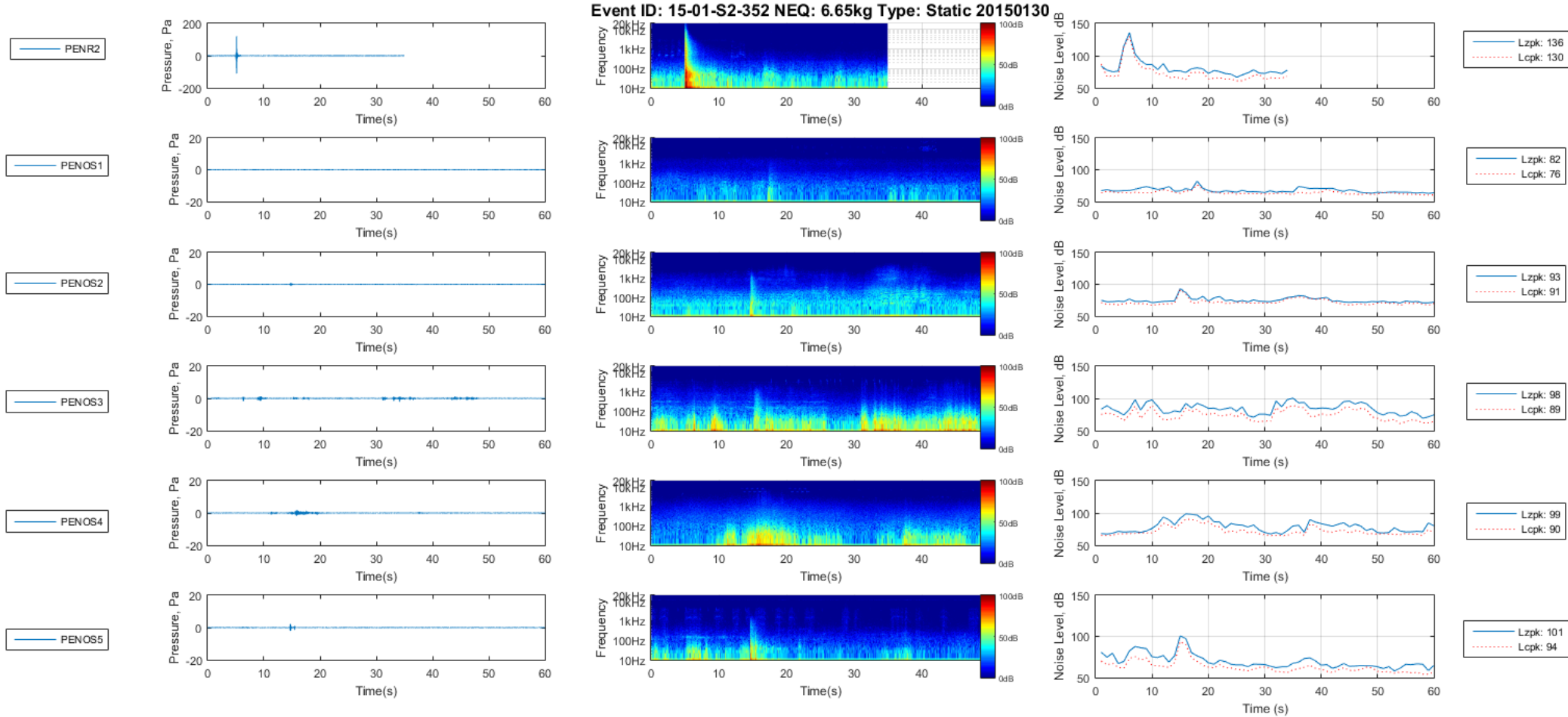


FIGURE 2.341: PEN_OS 1 - 5 15-01-S2-352

Event ID: 15-01-S2-352 NEQ: 6.65kg Type: Static 20150130 CTD

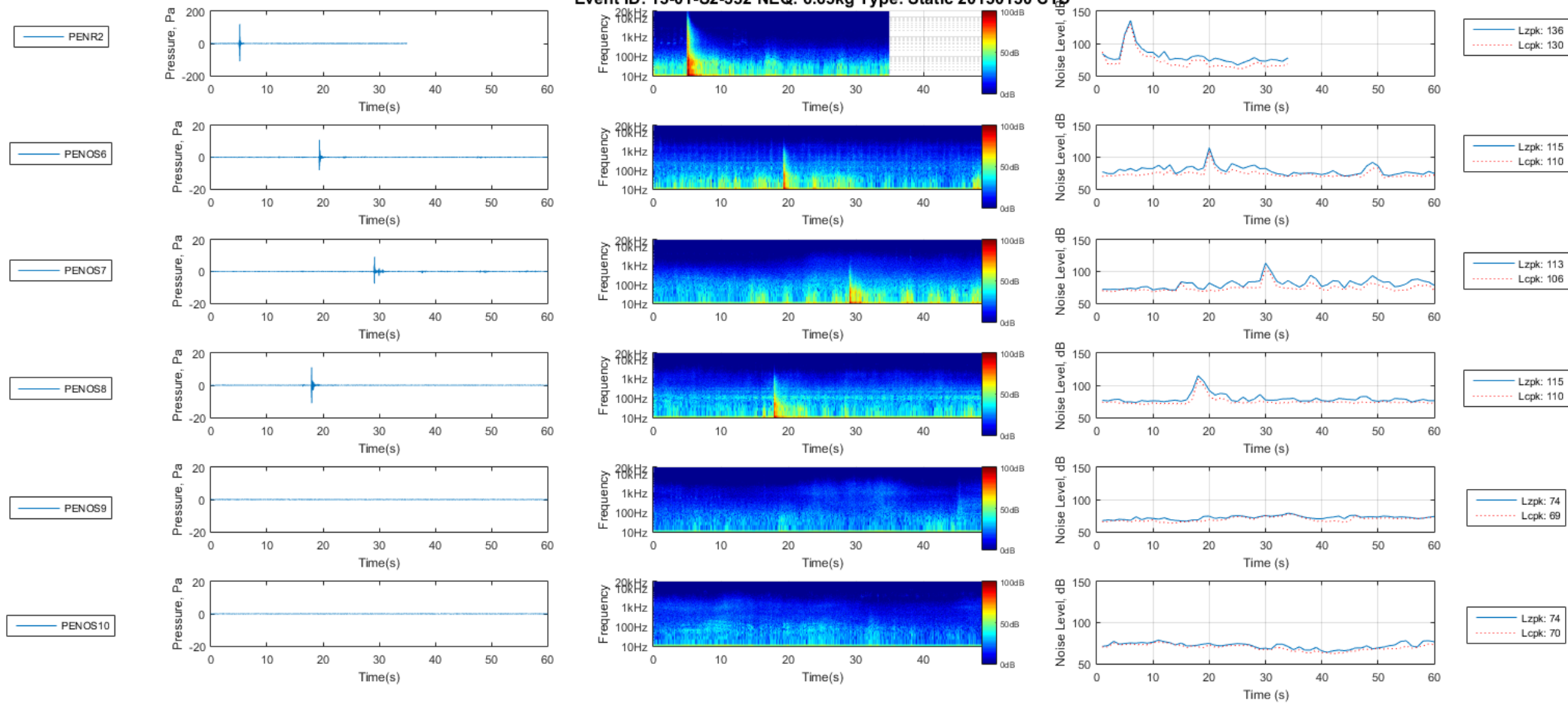


FIGURE 2.342: PEN_OS 6 - 10 15-01-S2-352

Event ID: 15-01-S2-352 NEQ: 6.65kg Type: Static 20150130

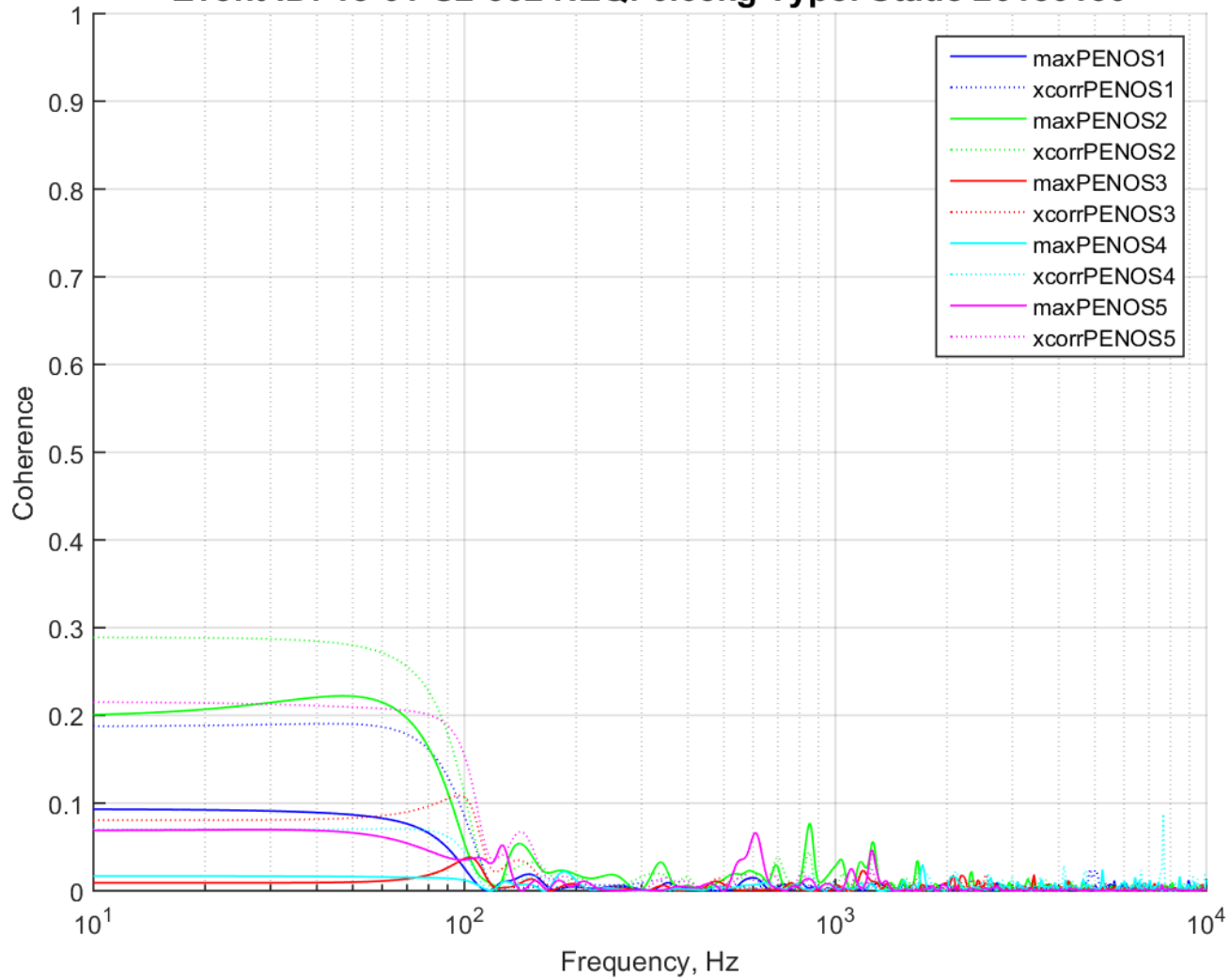


FIGURE 2.343: COHERENCE PEN_OS 1 - 5 15-01-S2-352

Event ID: 15-01-S2-352 NEQ: 6.65kg Type: Static 20150130

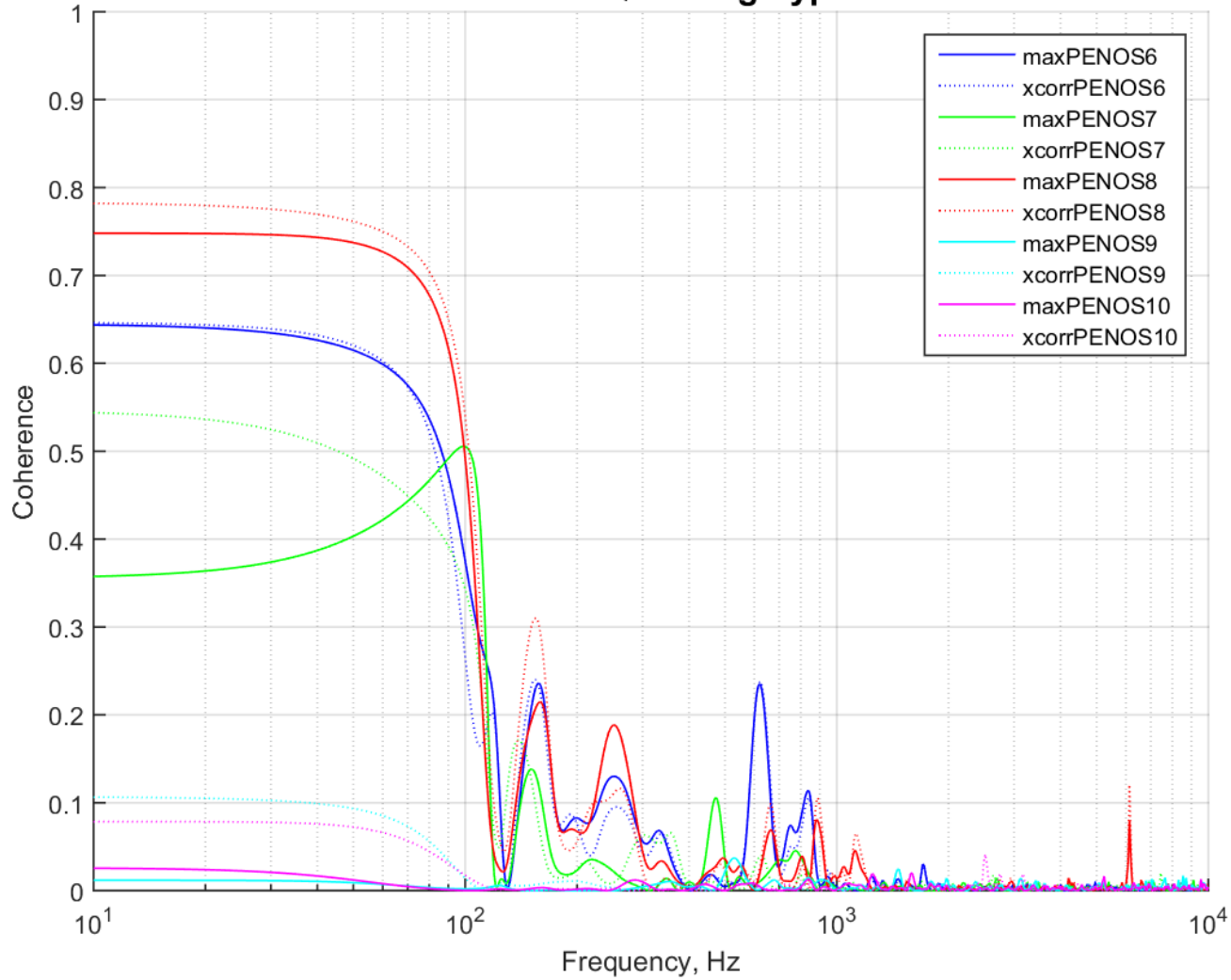


FIGURE 2.344: COHERENCE PEN_OS 6 - 10 15-01-S2-352CTD

Event ID: 15-01-S2-352 NEQ: 6.65kg Type: Static 20150130

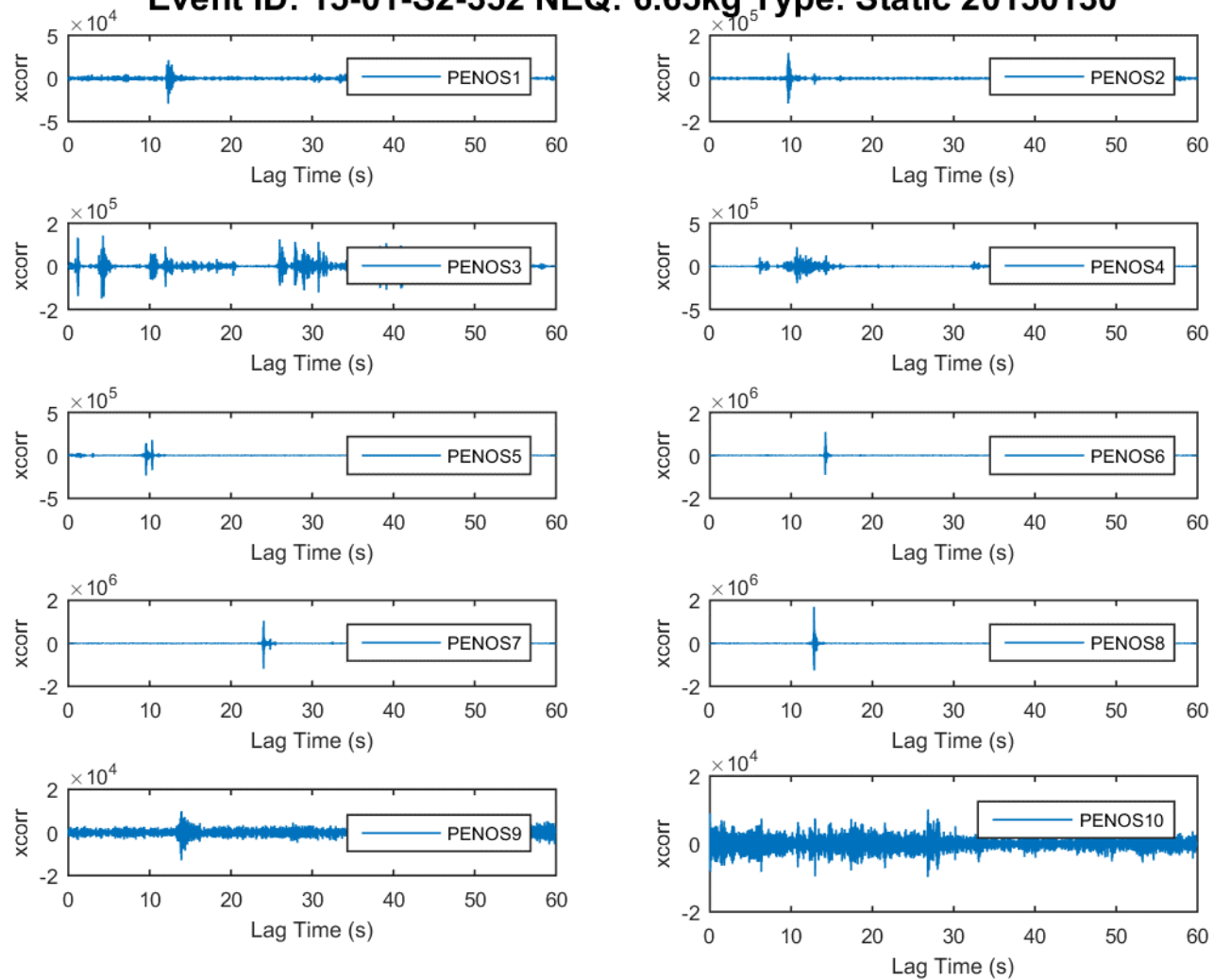


FIGURE 2.345: CROSS CORRELATION PEN_OS 1 - 10 15-01-S2-352

Event ID: 15-02-S1-10 & S2-13 NEQ: 6.65kg Type: Static 20150203

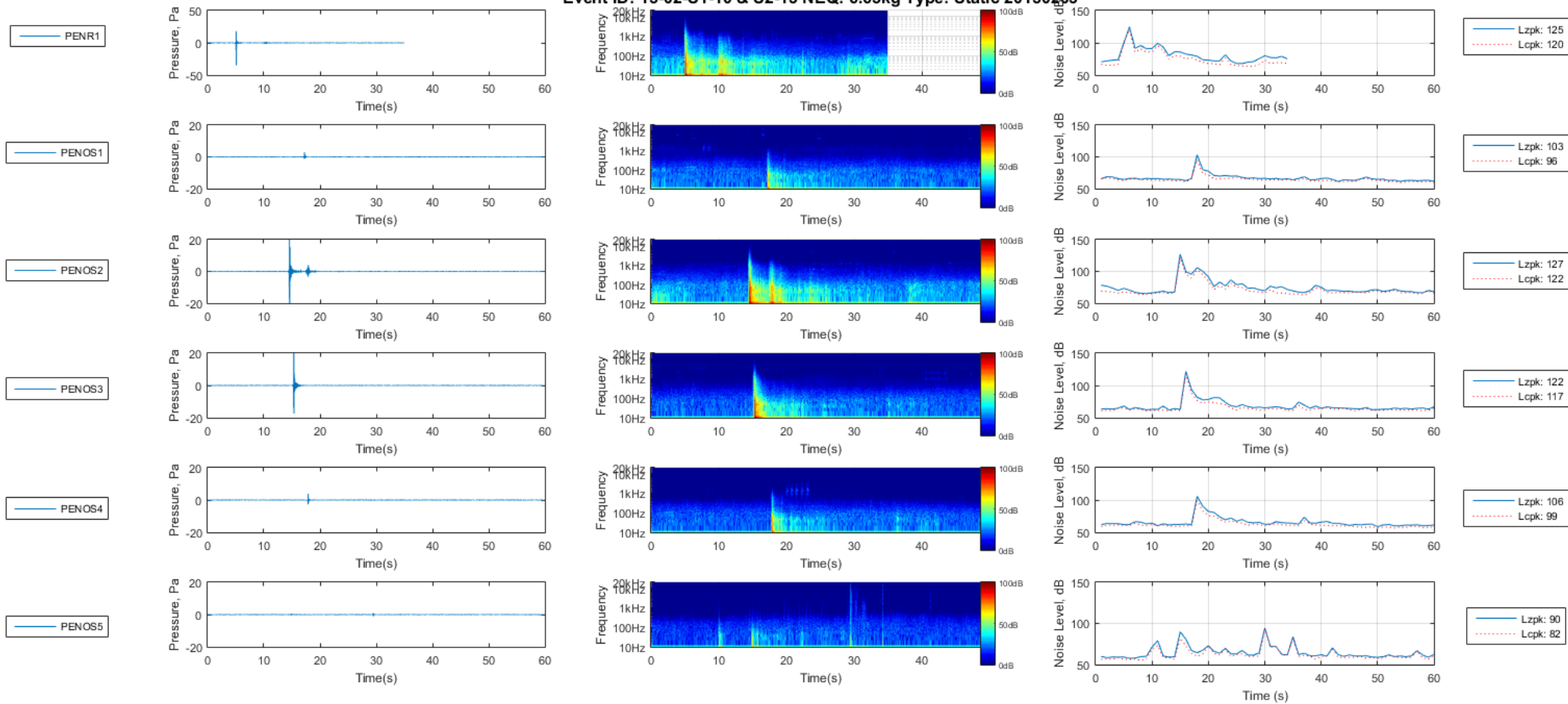


FIGURE 2.346: PEN_OS 1 - 5 15-02-S1-10 & S2-13

Event ID: 15-02-S1-10 & S2-13 NEQ: 6.65kg Type: Static 20150203.CTD

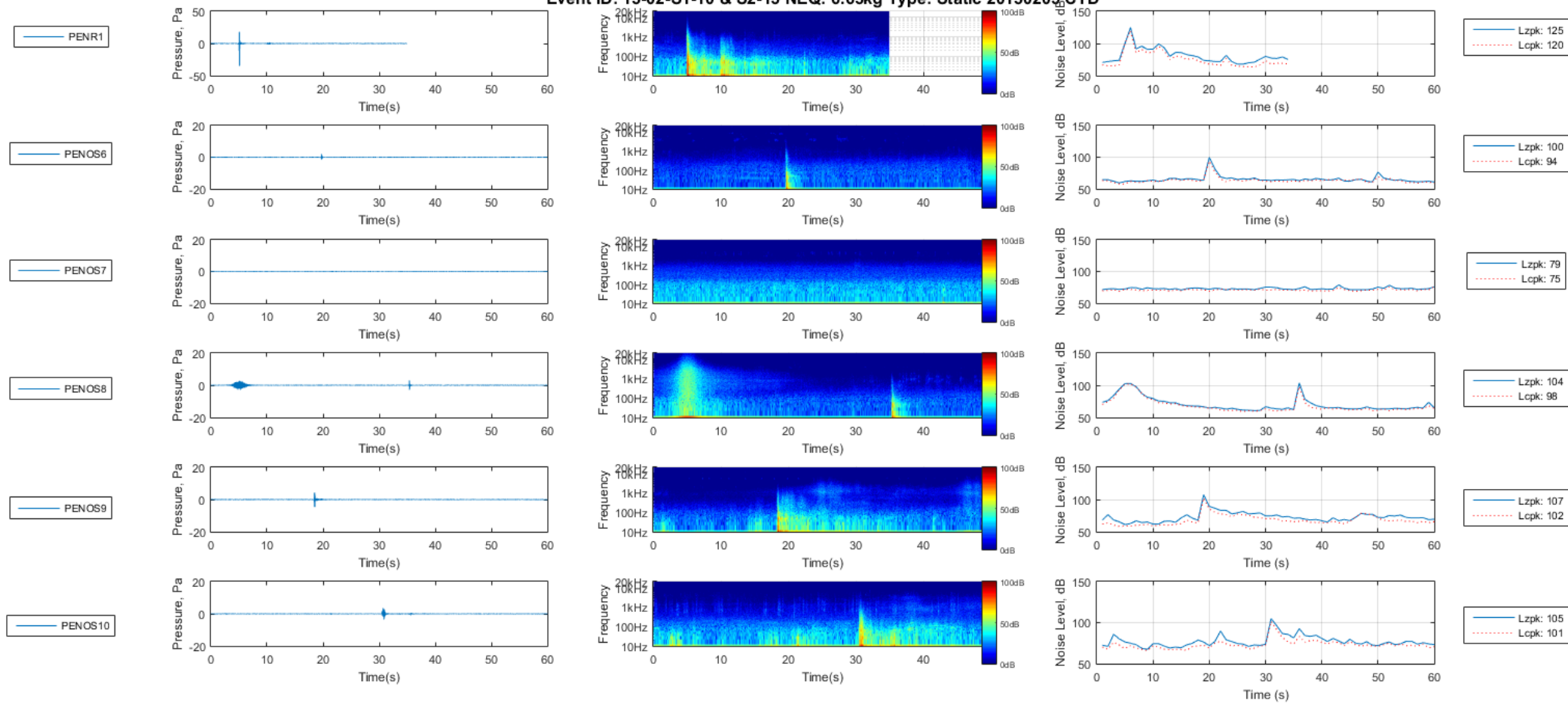


FIGURE 2.347: PEN_OS 6 - 10 15-02-S1-10 & S2-13

Event ID: 15-02-S1-10 & S2-13 NEQ: 6.65kg Type: Static 20150203

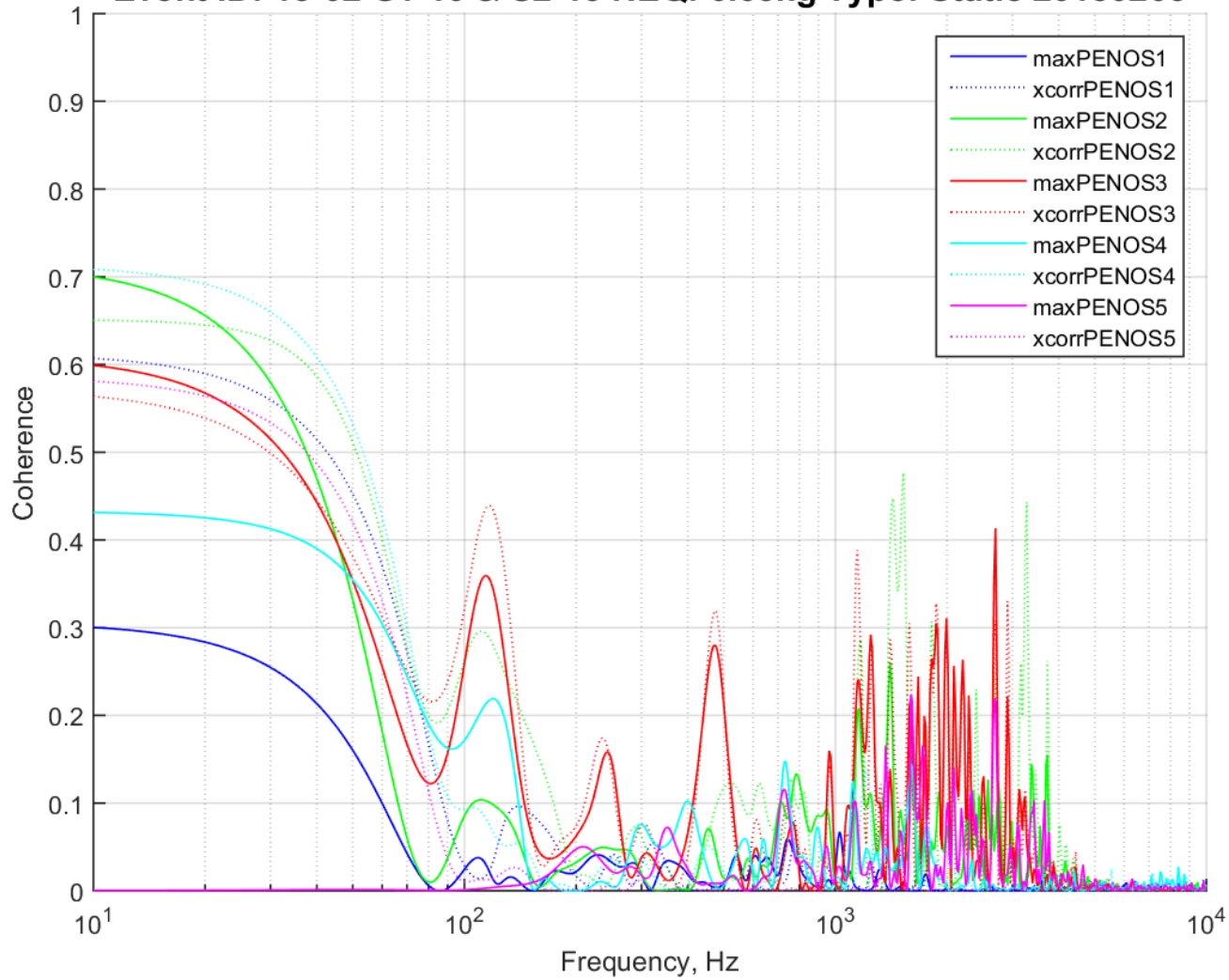


FIGURE 2.348: COHERENCE PEN_OS 1 - 5 15-02-S1-10 & S2-13

Event ID: 15-02-S1-10 & S2-13 NEQ: 6.65kg Type: Static 20150203

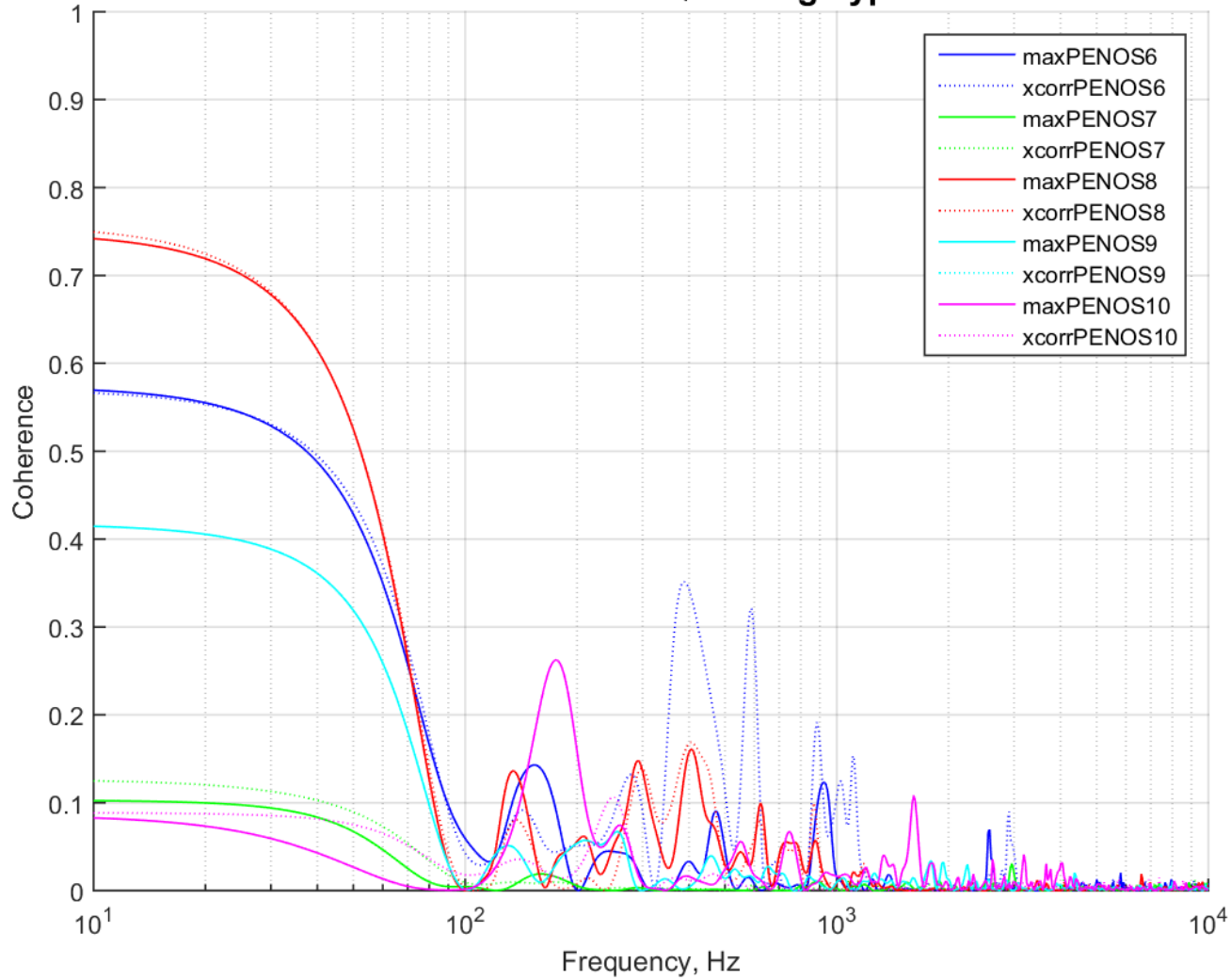


FIGURE 2.349: COHERENCE PEN_OS 6 - 10 15-02-S1-10 & S2-13CTD

Event ID: 15-02-S1-10 & S2-13 NEQ: 6.65kg Type: Static 20150203

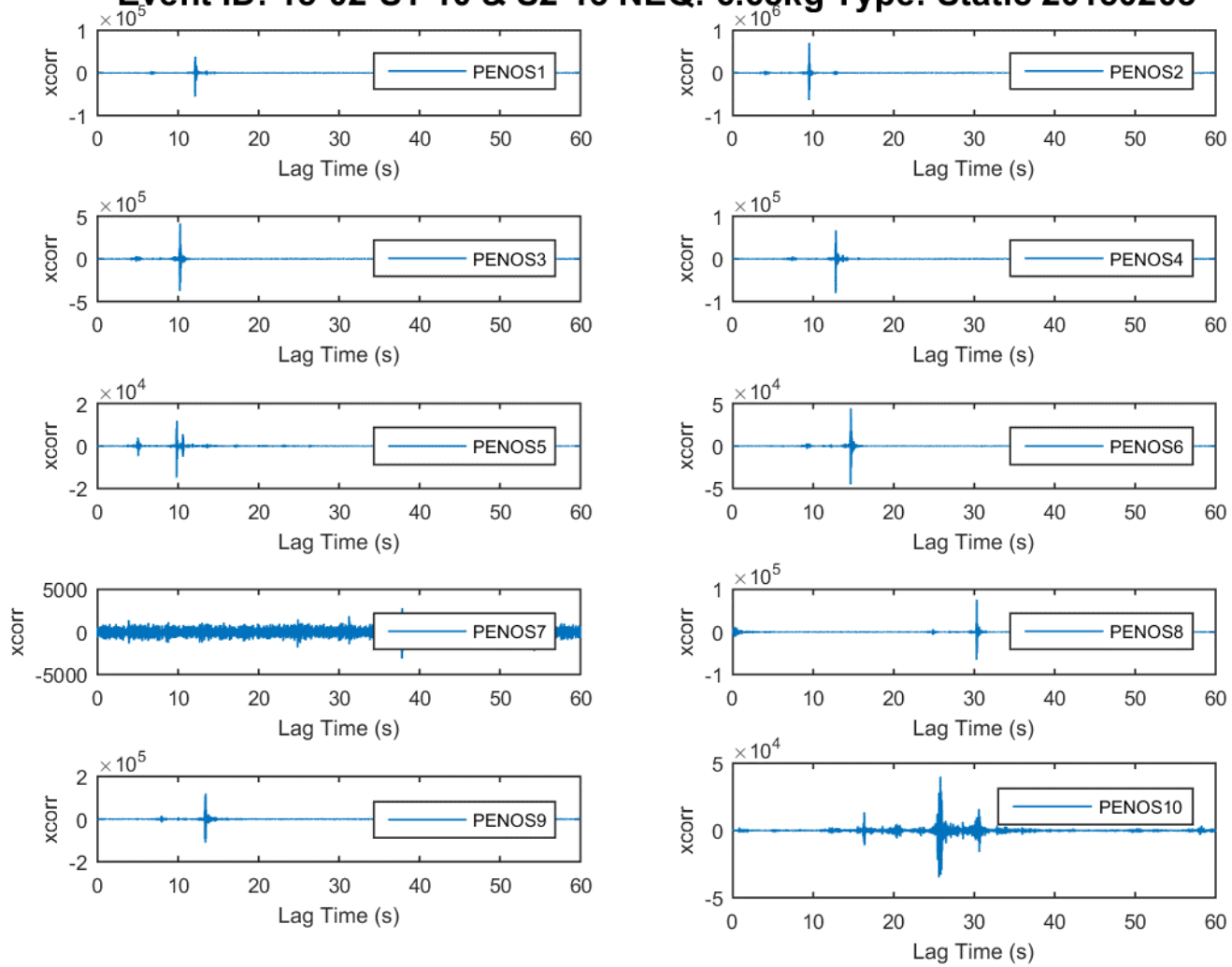


FIGURE 2.350: CROSS CORRELATION PEN_OS 1 - 10 15-02-S1-10 & S2-13

Event ID: 15-02-S1-10 & S2-13 NEQ: 6.65kg Type: Static 20150203

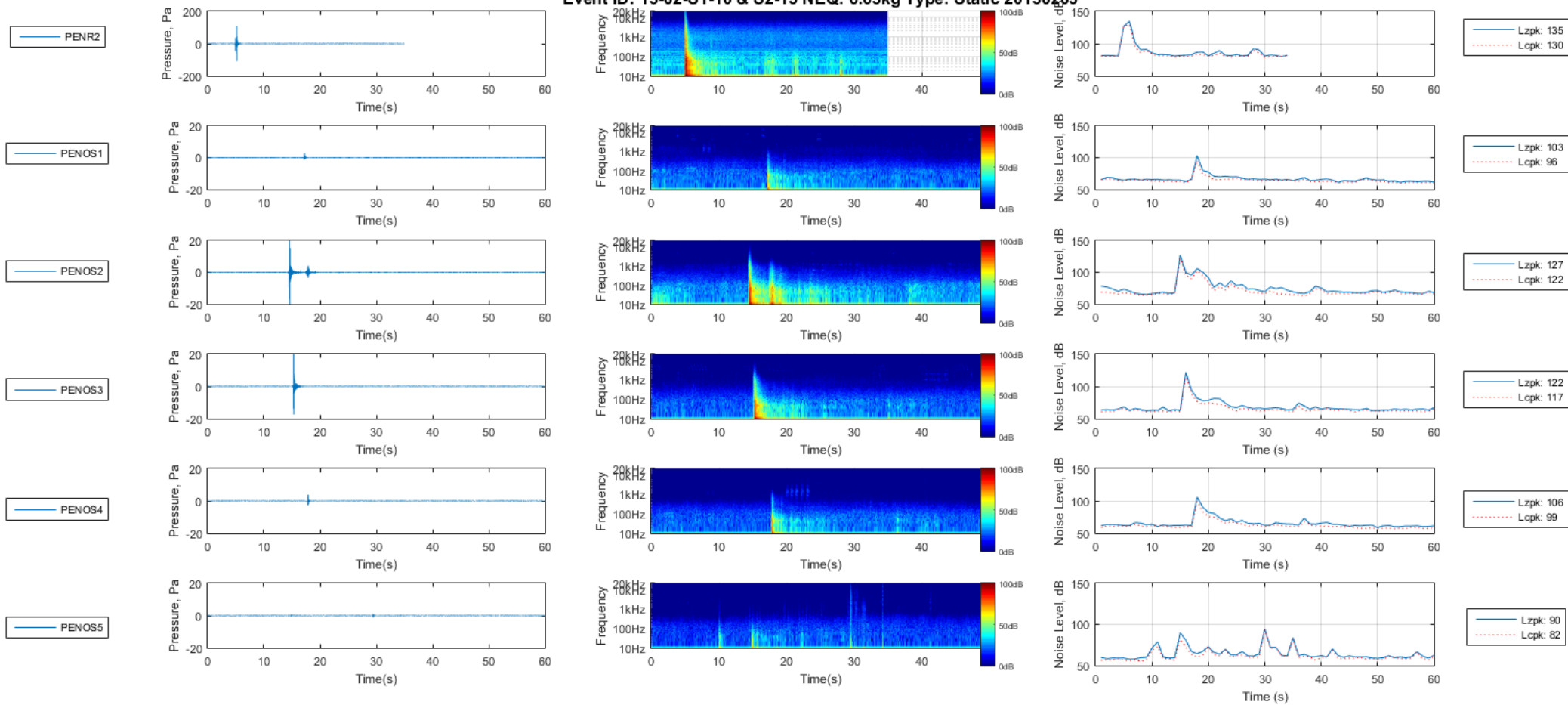


FIGURE 2.351: PEN_OS 1 - 5 15-02-S1-10 & S2-13

Event ID: 15-02-S1-10 & S2-13 NEQ: 6.65kg Type: Static 20150203.CTD

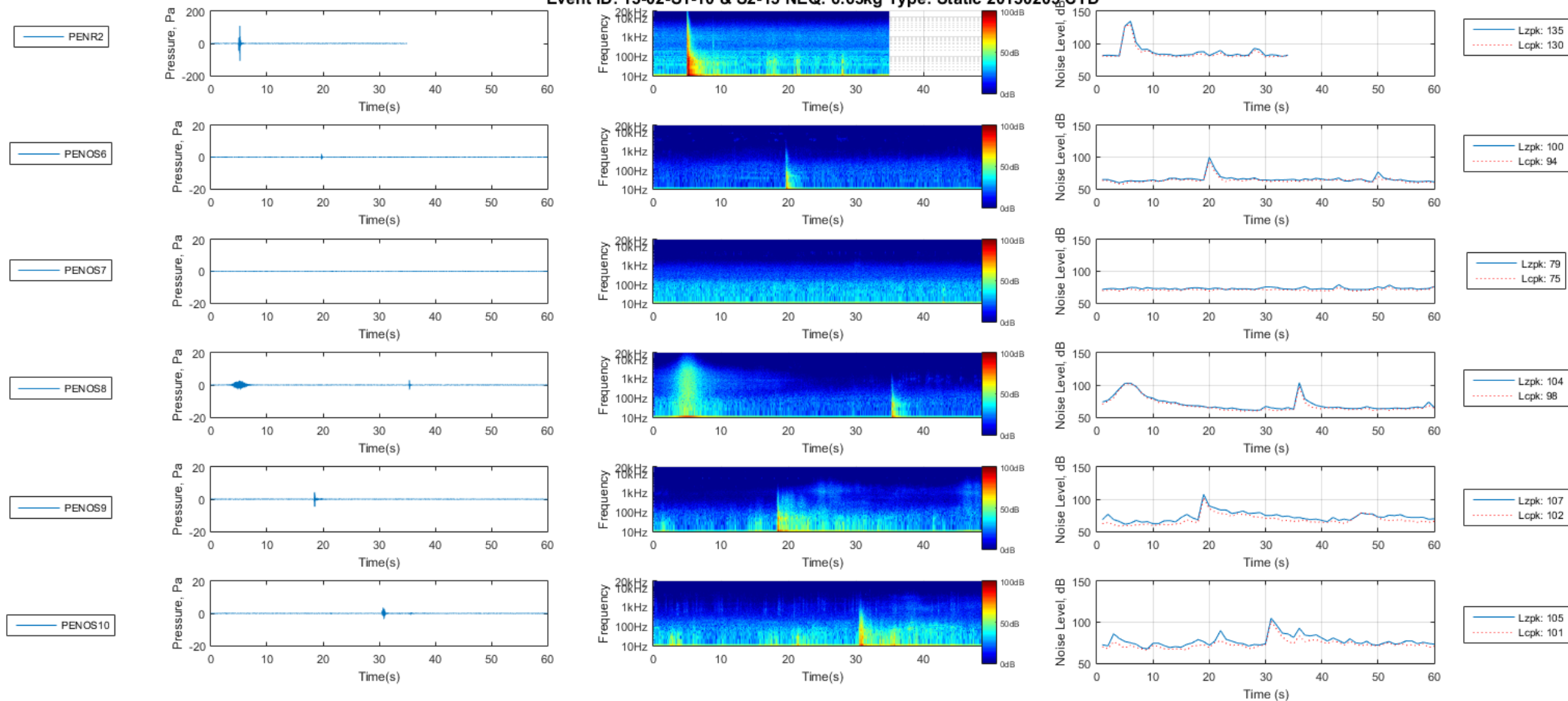


FIGURE 2.352: PEN_OS 6 - 10 15-02-S1-10 & S2-13

Event ID: 15-02-S1-10 & S2-13 NEQ: 6.65kg Type: Static 20150203

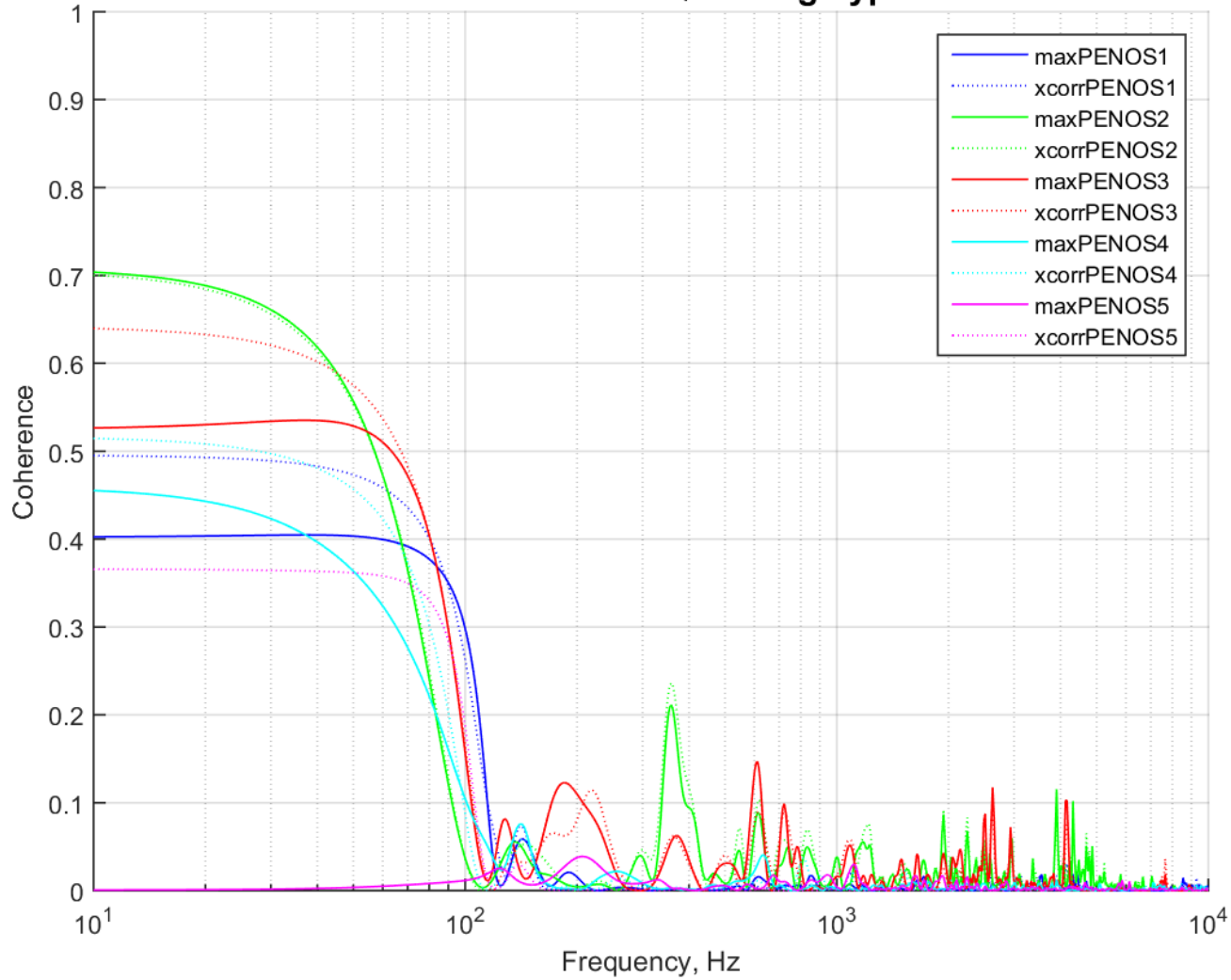


FIGURE 2.353: COHERENCE PEN_OS 1 - 5 15-02-S1-10 & S2-13

Event ID: 15-02-S1-10 & S2-13 NEQ: 6.65kg Type: Static 20150203

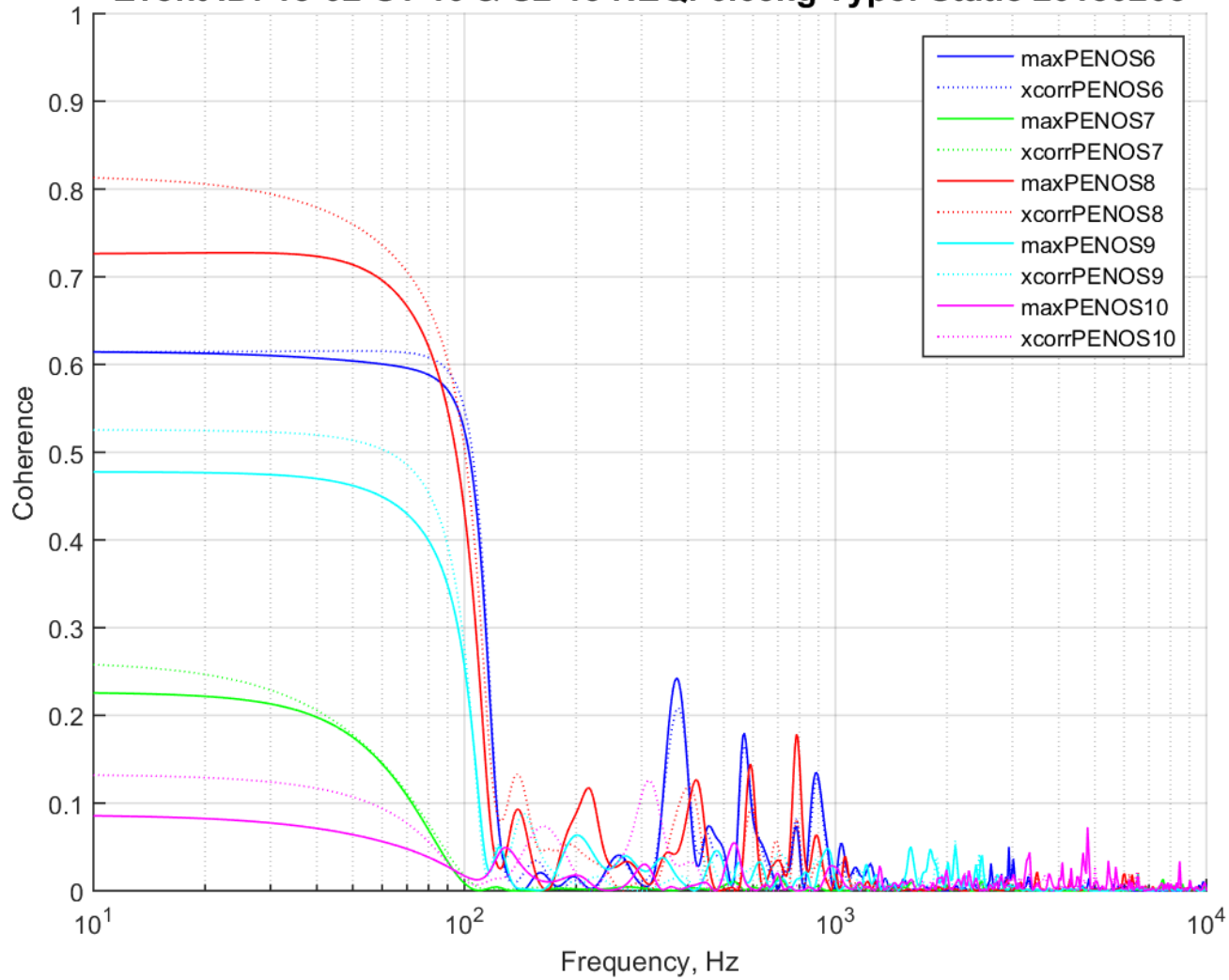


FIGURE 2.354: COHERENCE PEN_OS 6 - 10 15-02-S1-10 & S2-13CTD

Event ID: 15-02-S1-10 & S2-13 NEQ: 6.65kg Type: Static 20150203

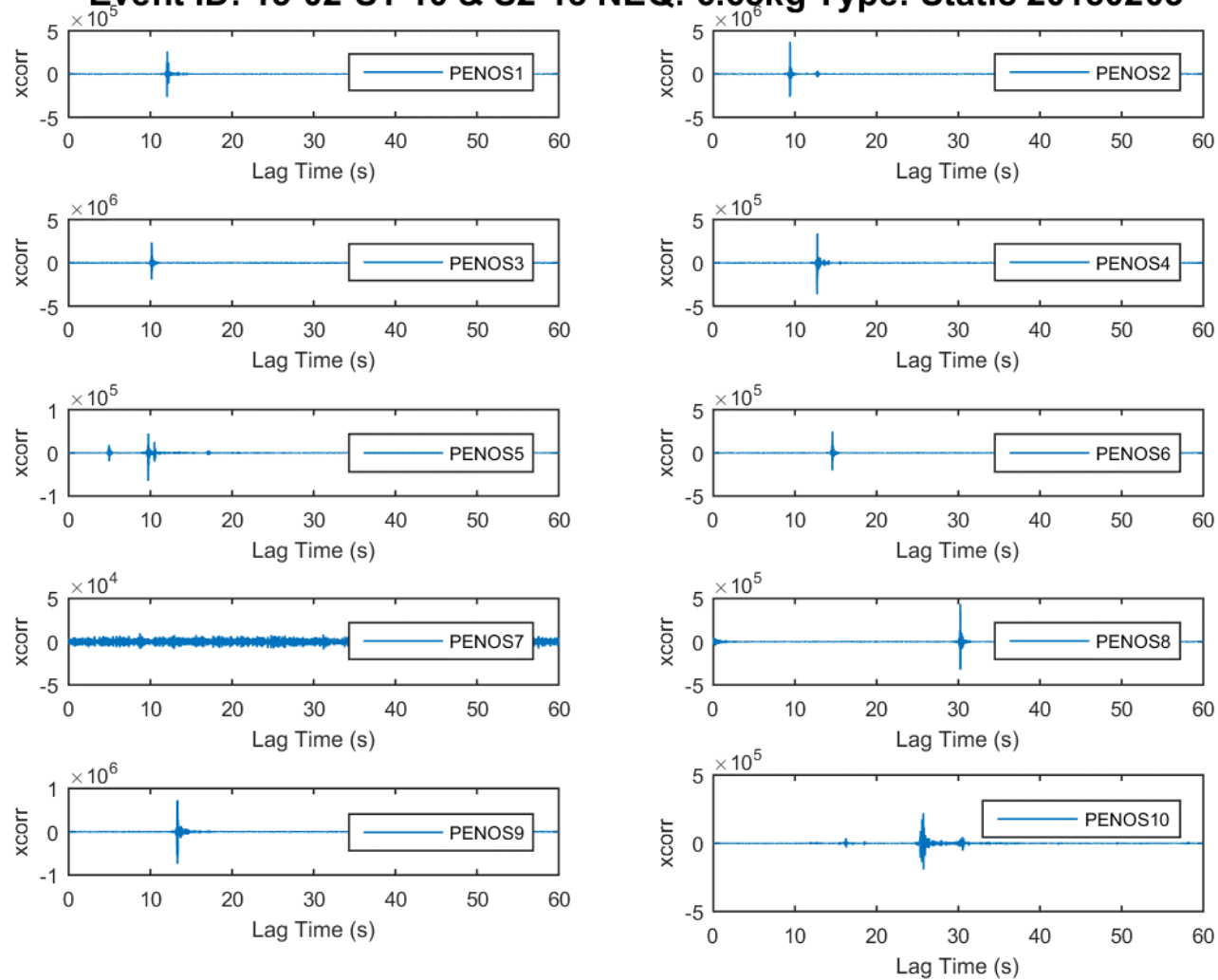


FIGURE 2.355: CROSS CORRELATION PEN_OS 1 - 10 15-02-S1-10 & S2-13

Event ID: 15-02-S1-100 & S2-94 NEQ: 7.7kg Type: Static 20150210

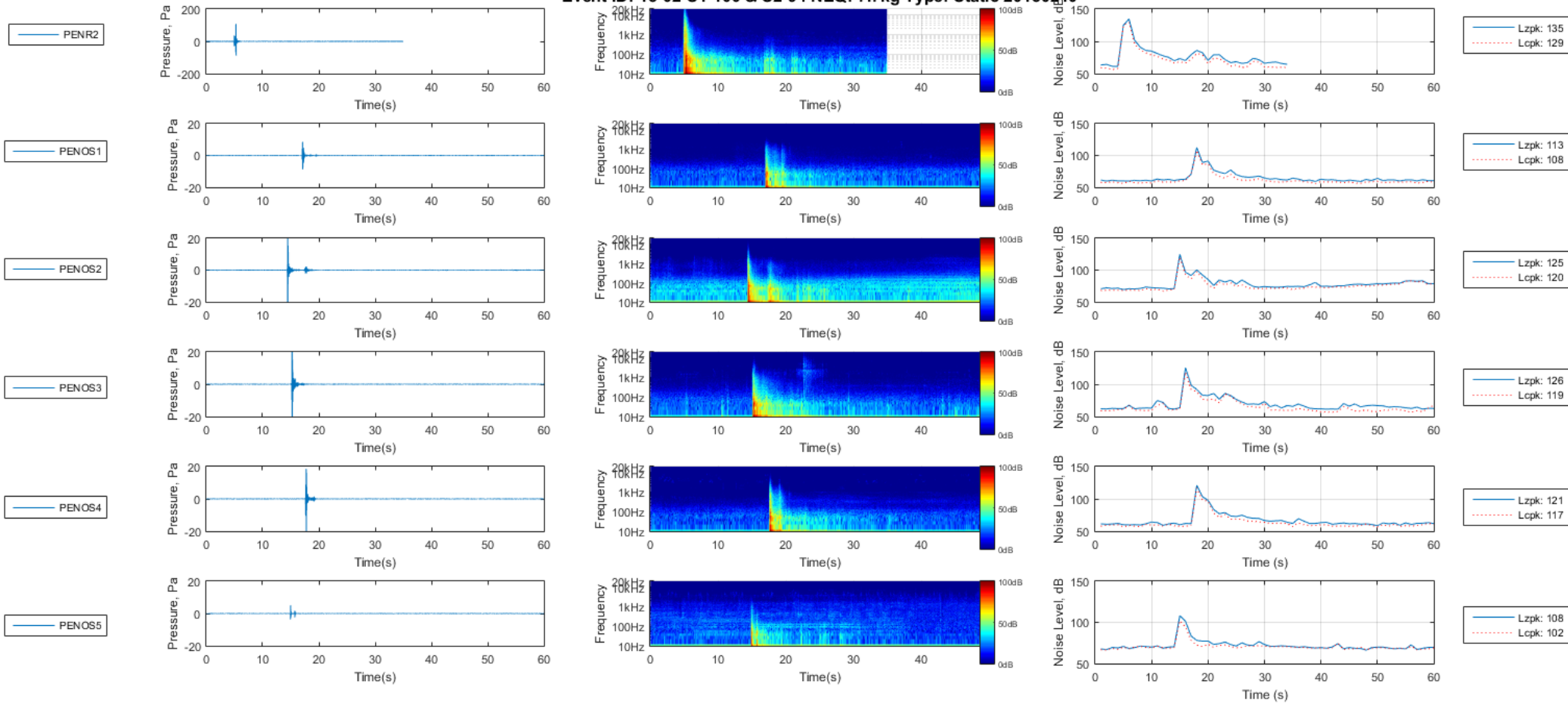


FIGURE 2.356: PEN_OS 1 - 5 15-02-S1-100 & S2-94

Event ID: 15-02-S1-100 & S2-94 NEQ: 7.7kg Type: Static 20150210.CTD

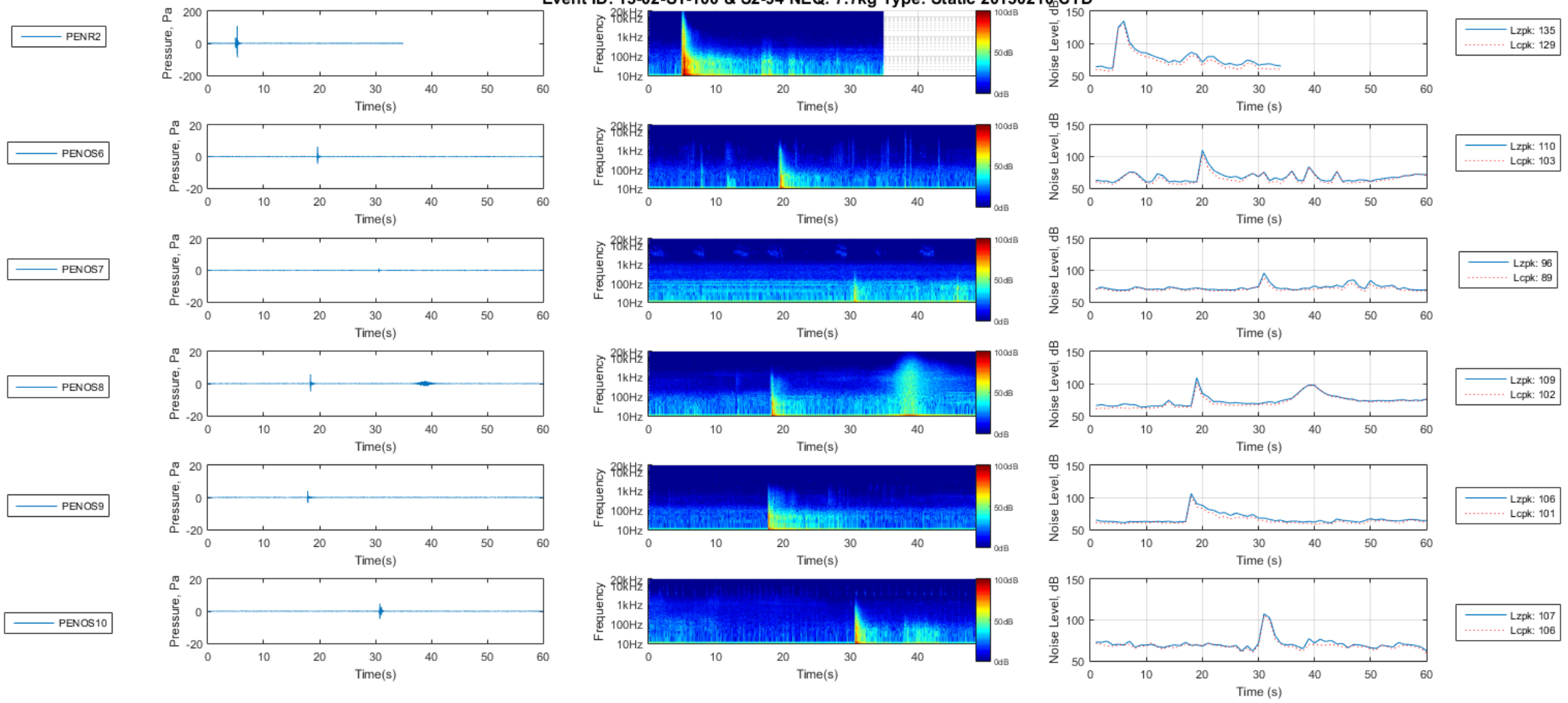


FIGURE 2.357: PEN_OS 6 - 10 15-02-S1-100 & S2-94

Event ID: 15-02-S1-100 & S2-94 NEQ: 7.7kg Type: Static 20150210

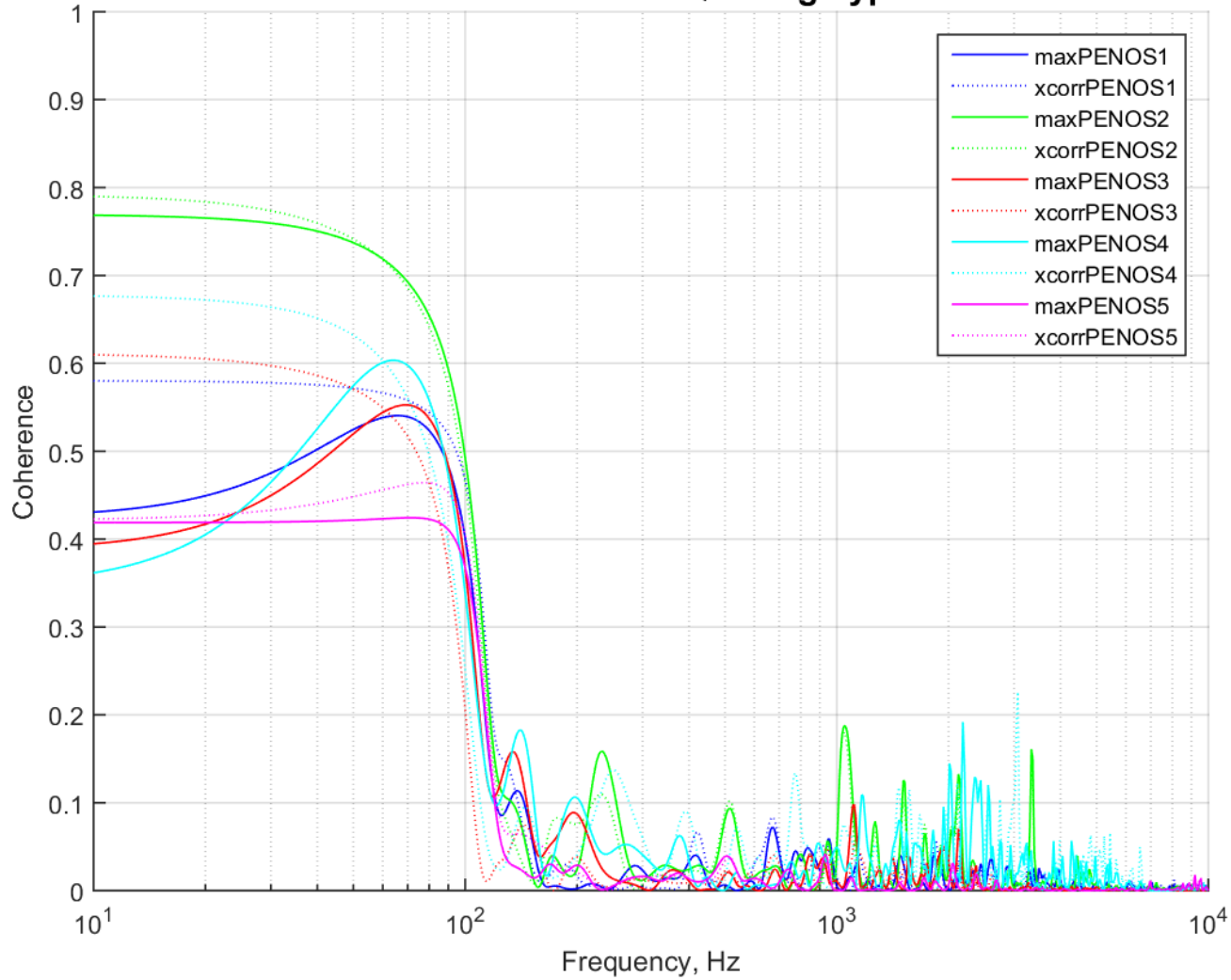


FIGURE 2.358: COHERENCE PEN_OS 1 - 5 15-02-S1-100 & S2-94

Event ID: 15-02-S1-100 & S2-94 NEQ: 7.7kg Type: Static 20150210

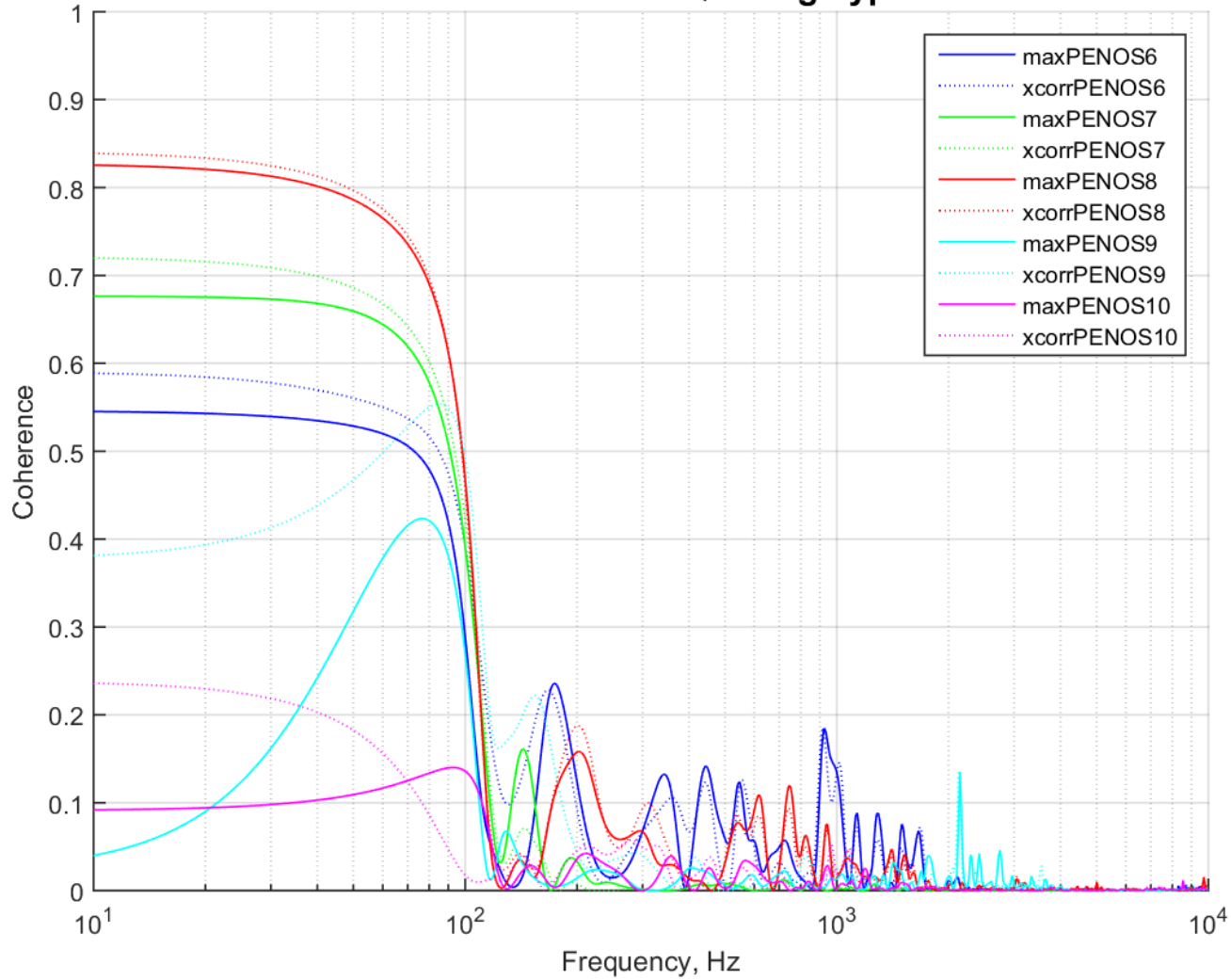


FIGURE 2.359: COHERENCE PEN_OS 6 - 10 15-02-S1-100 & S2-94CTD

Event ID: 15-02-S1-100 & S2-94 NEQ: 7.7kg Type: Static 20150210

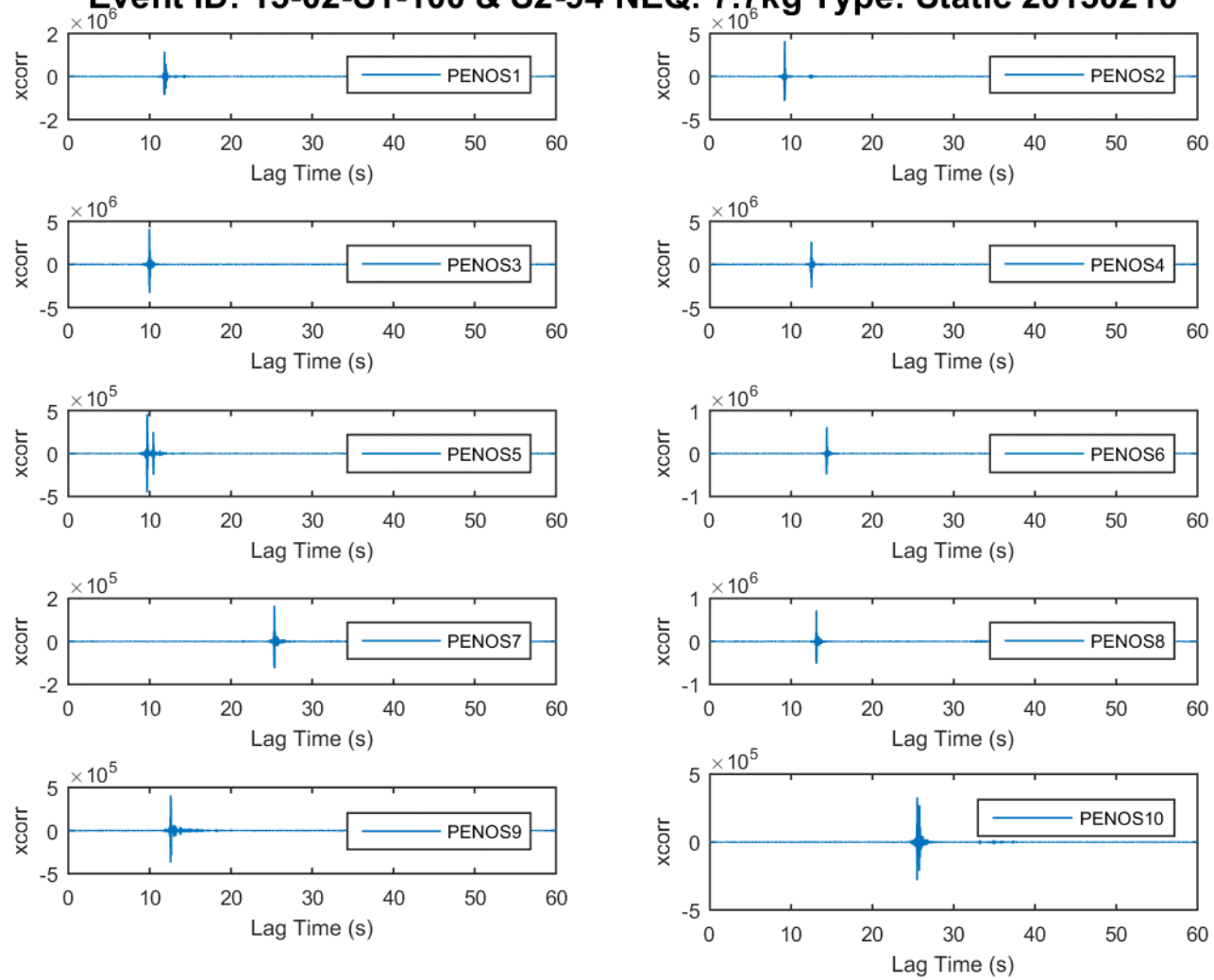


FIGURE 2.360: CROSS CORRELATION PEN_OS 1 - 10 15-02-S1-100 & S2-94

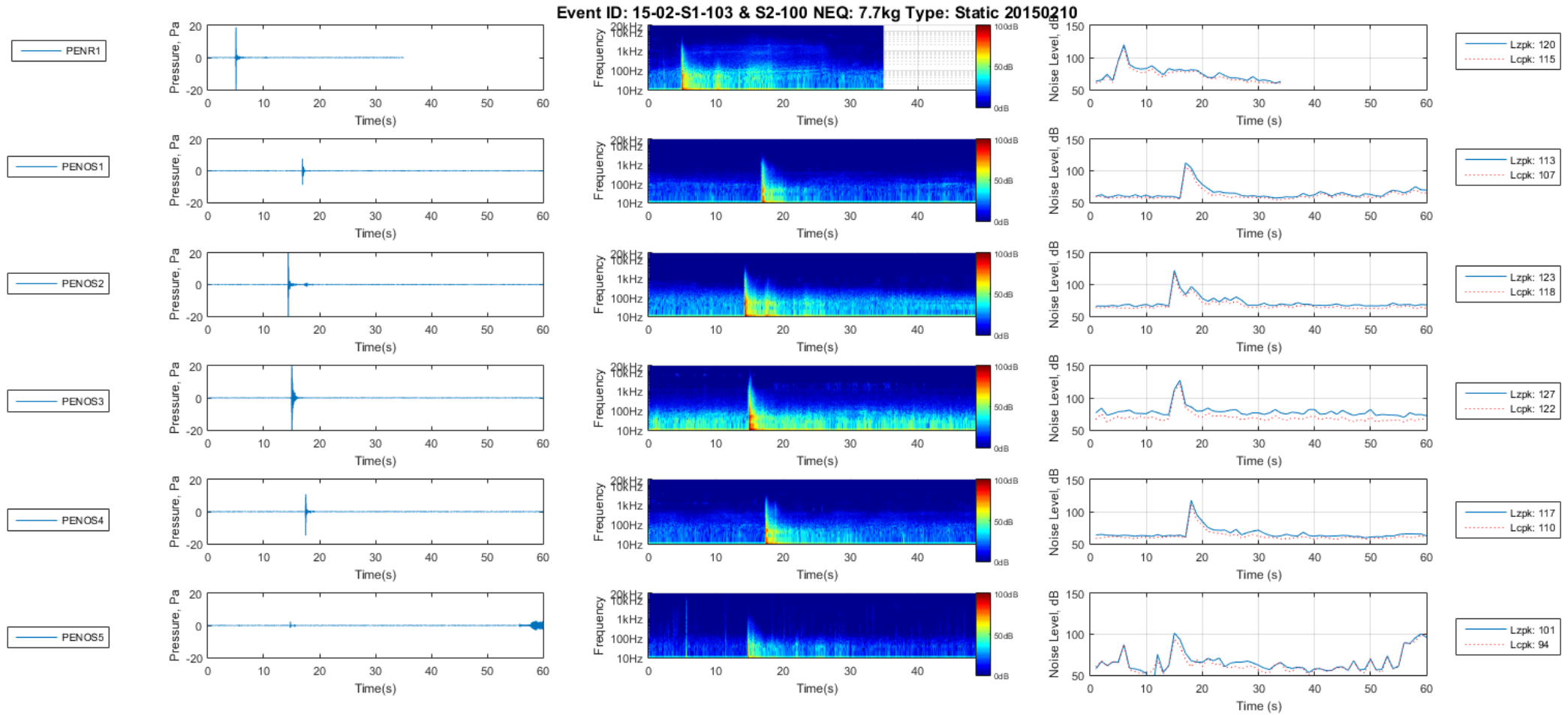


FIGURE 2.361: PEN_OS 1 - 5 15-02-S1-103 & S2-100

Event ID: 15-02-S1-103 & S2-100 NEQ: 7.7kg Type: Static 20150210 CTD

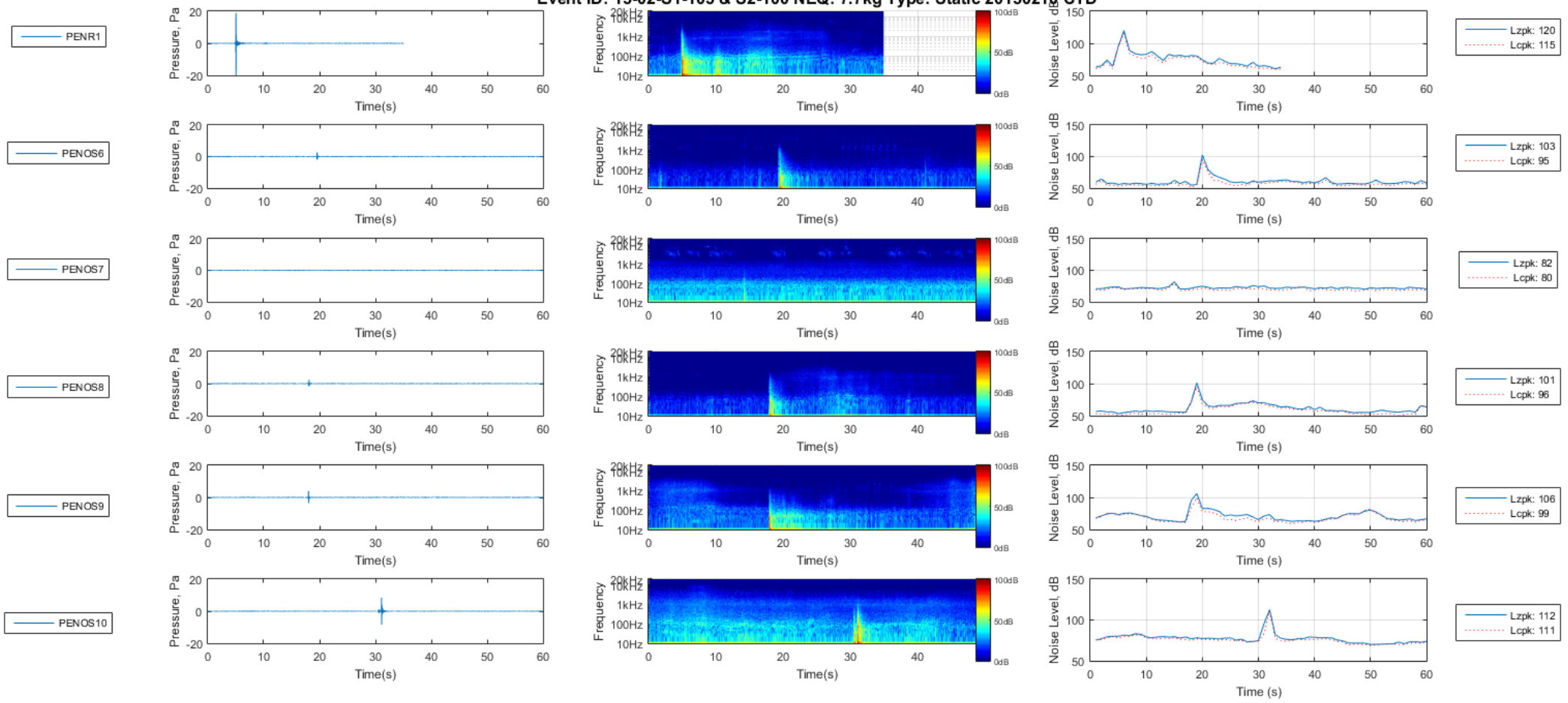


FIGURE 2.362: PEN_OS 6 - 10 15-02-S1-103 & S2-100

Event ID: 15-02-S1-103 & S2-100 NEQ: 7.7kg Type: Static 20150210

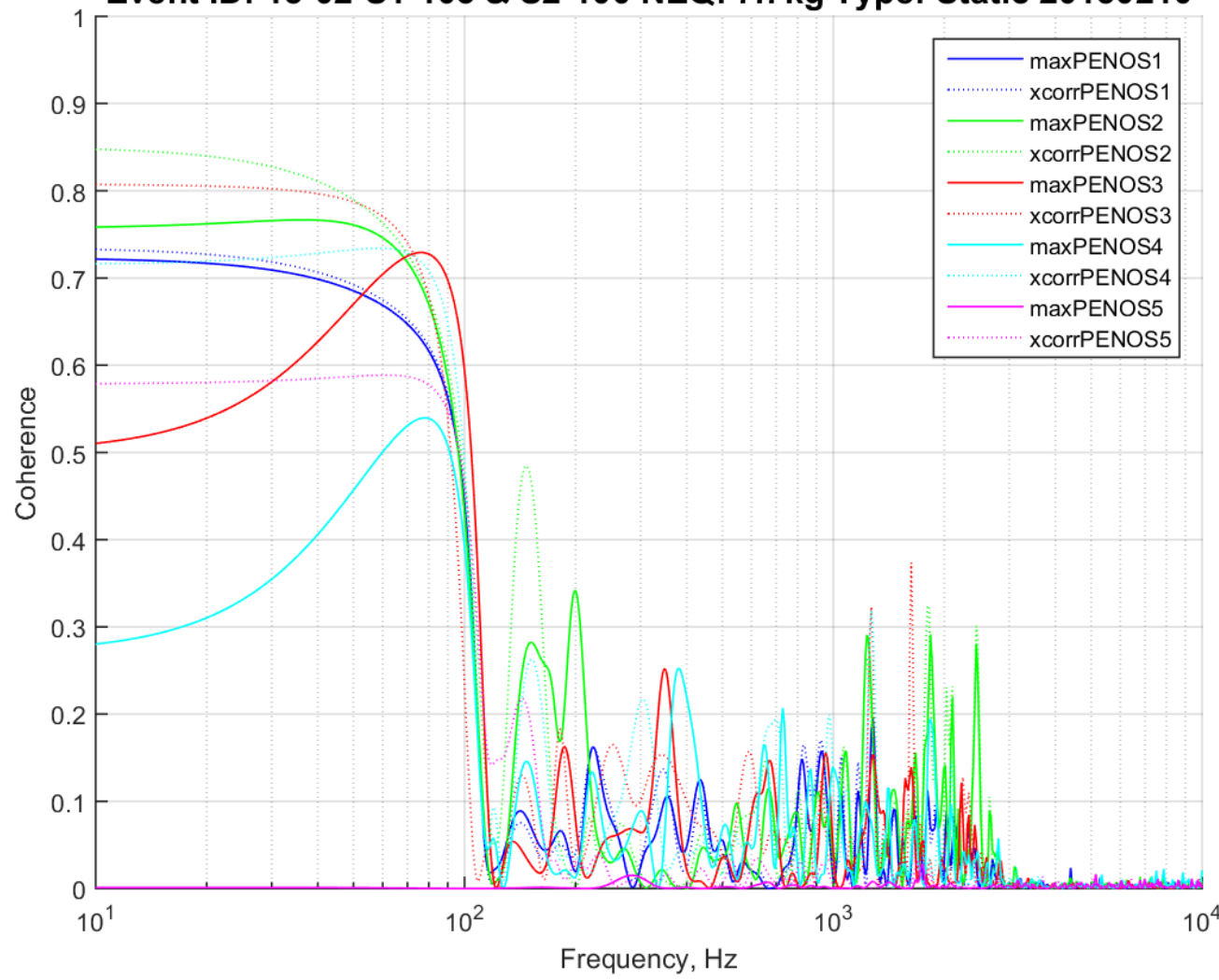


FIGURE 2.363: COHERENCE PEN_OS 1 - 5 15-02-S1-103 & S2-100

Event ID: 15-02-S1-103 & S2-100 NEQ: 7.7kg Type: Static 20150210

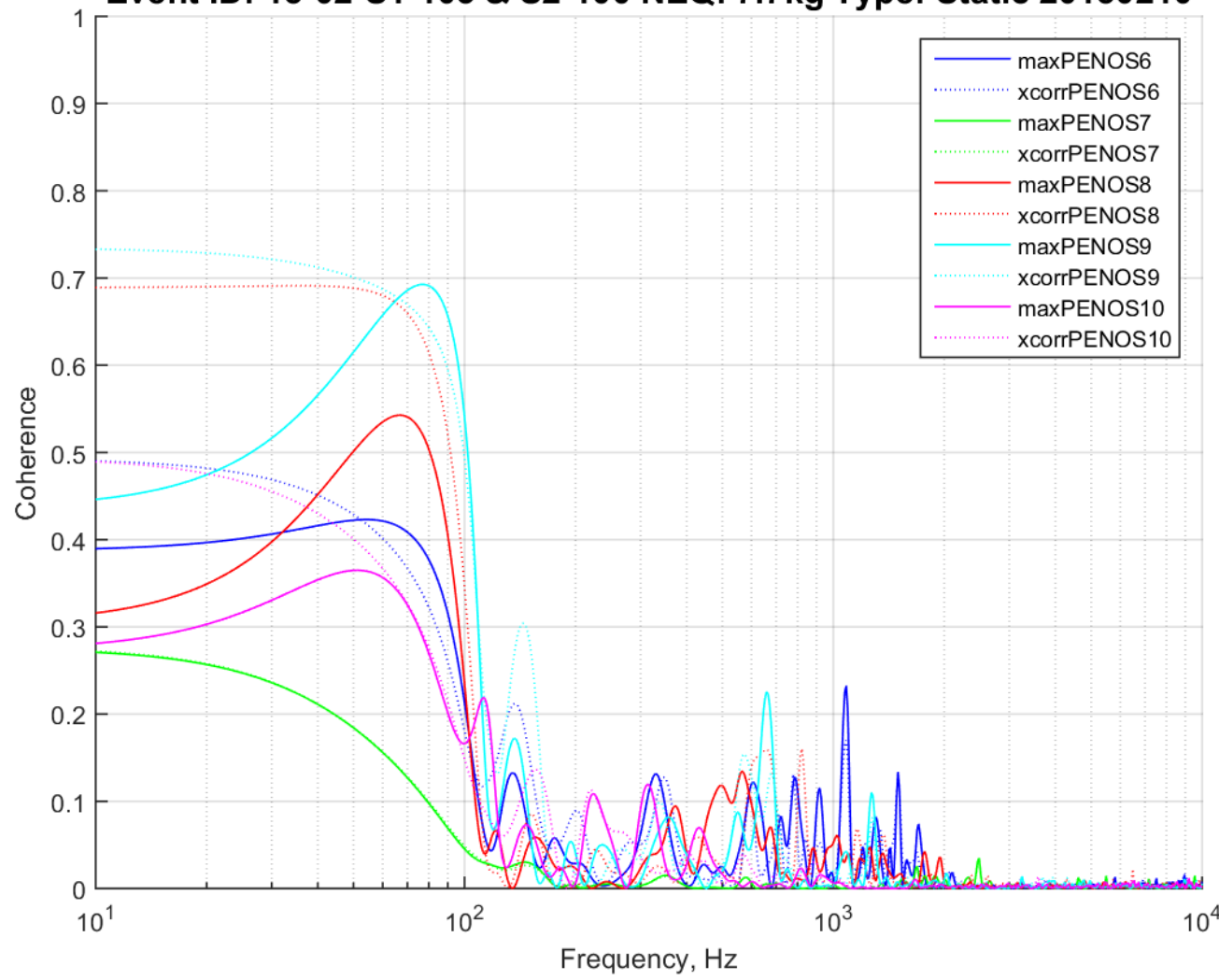


FIGURE 2.364: COHERENCE PEN_OS 6 - 10 15-02-S1-103 & S2-100CTD

Event ID: 15-02-S1-103 & S2-100 NEQ: 7.7kg Type: Static 20150210

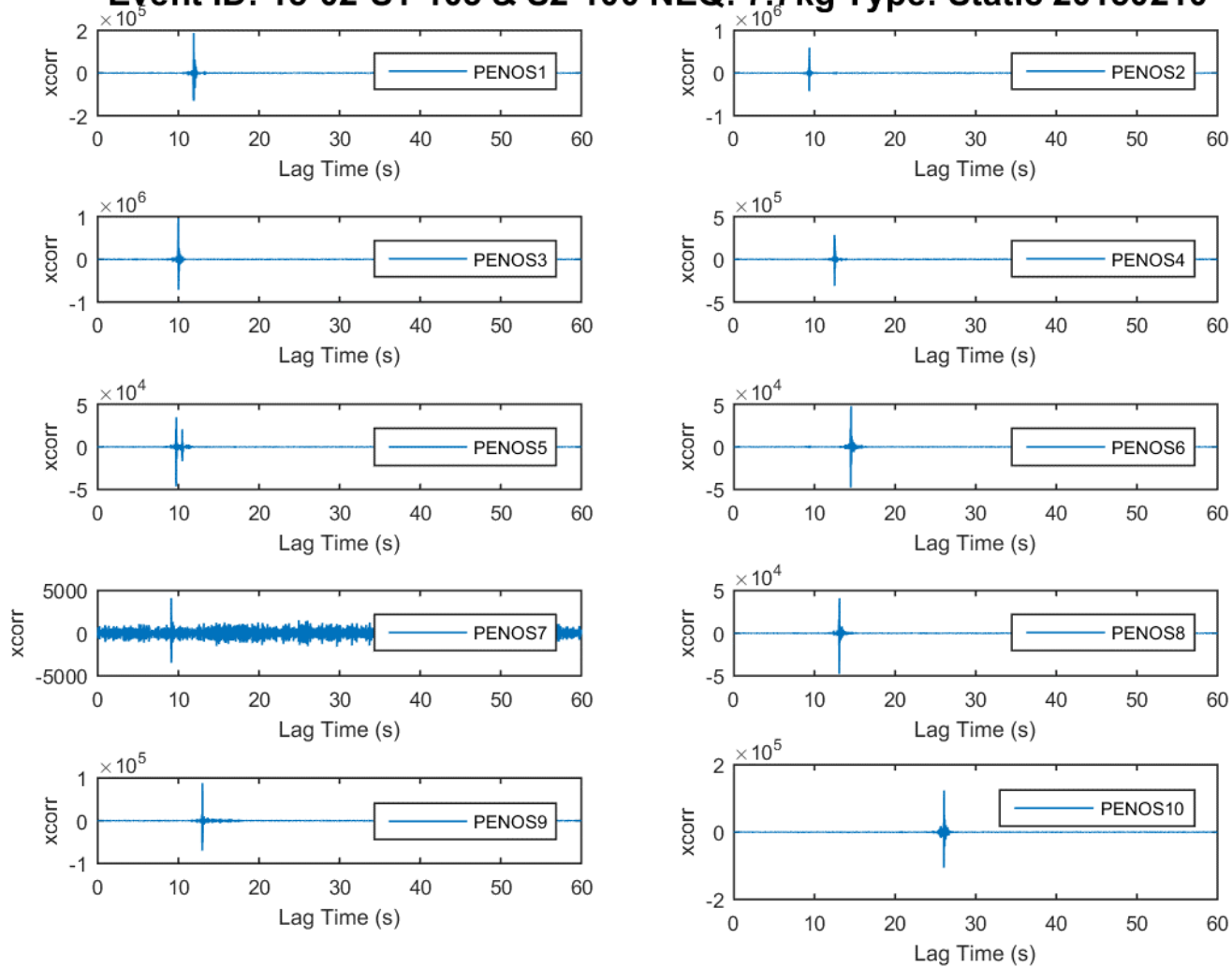


FIGURE 2.365: CROSS CORRELATION PEN_OS 1 - 10 15-02-S1-103 & S2-100

Event ID: 15-02-S1-103 & S2-100 NEQ: 7.7kg Type: Static 20150210

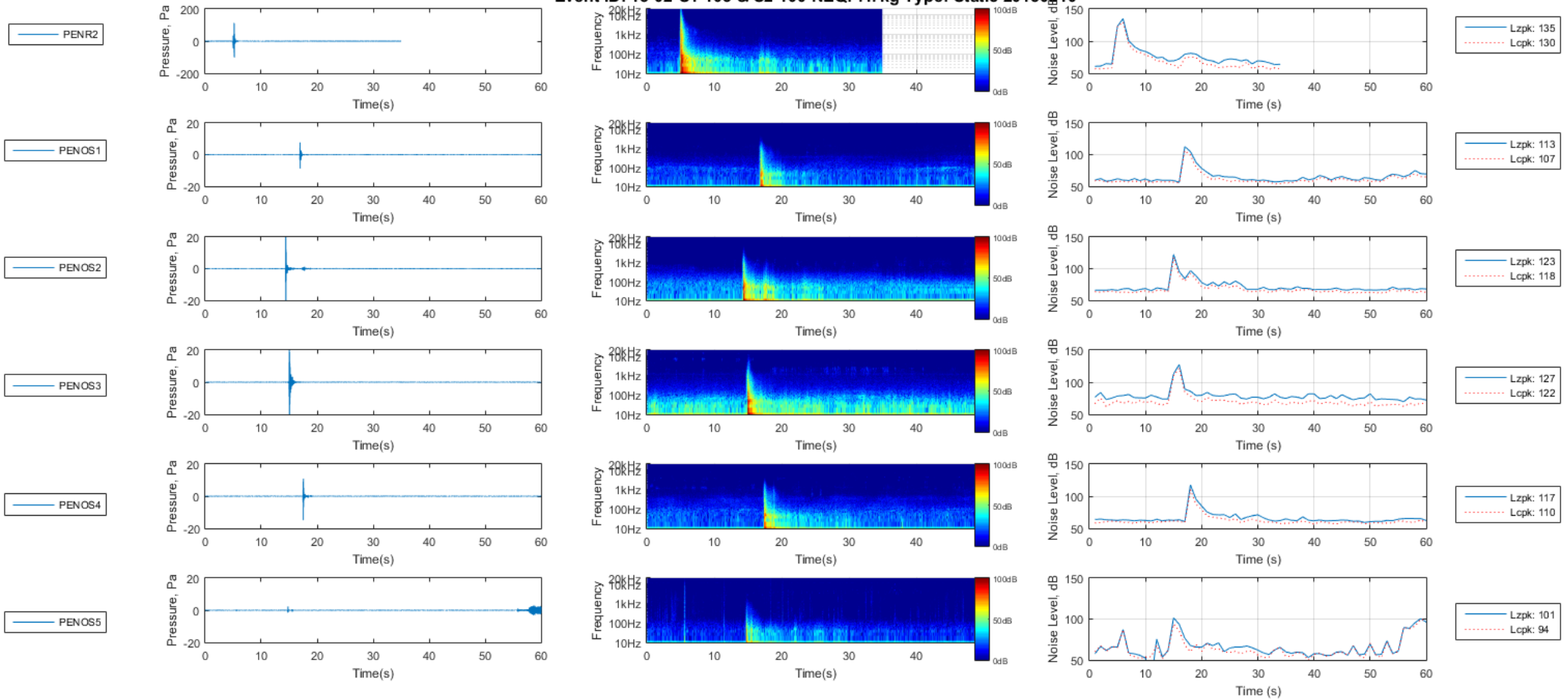


FIGURE 2.366: PEN_OS 1 - 5 15-02-S1-103 & S2-100

Event ID: 15-02-S1-103 & S2-100 NEQ: 7.7kg Type: Static 20150210 CTD

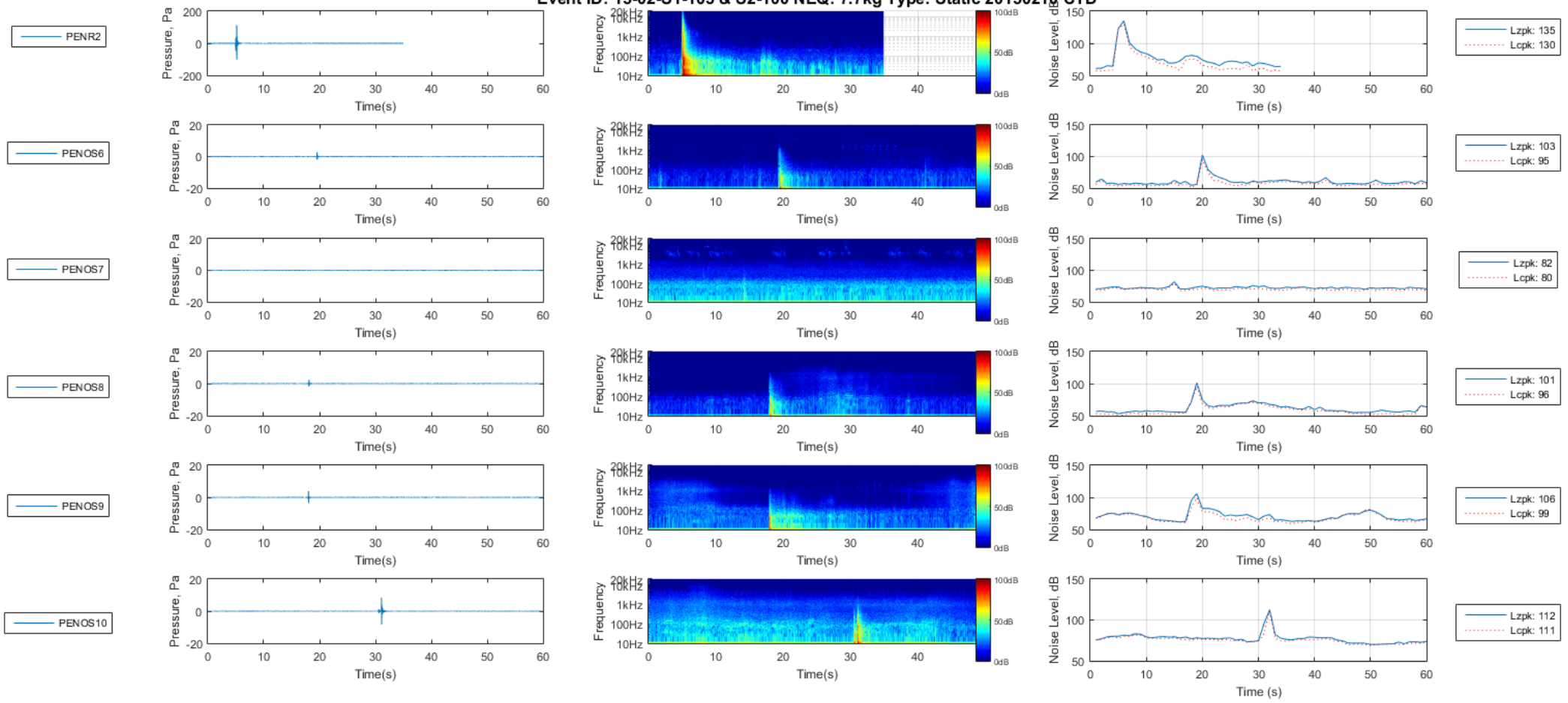


FIGURE 2.367: PEN_OS 6 - 10 15-02-S1-103 & S2-100

Event ID: 15-02-S1-103 & S2-100 NEQ: 7.7kg Type: Static 20150210

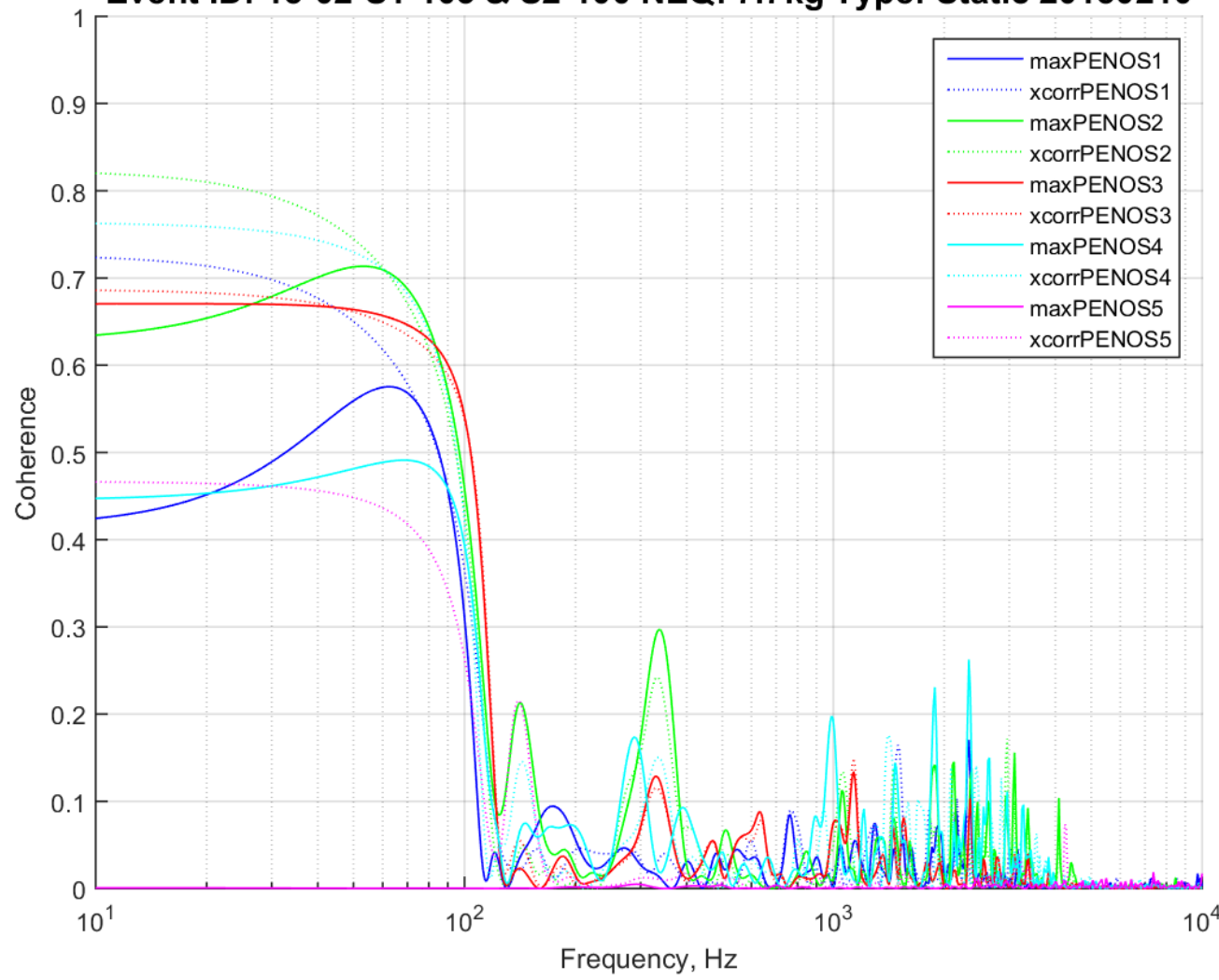


FIGURE 2.368: COHERENCE PEN_OS 1 - 5 15-02-S1-103 & S2-100

Event ID: 15-02-S1-103 & S2-100 NEQ: 7.7kg Type: Static 20150210

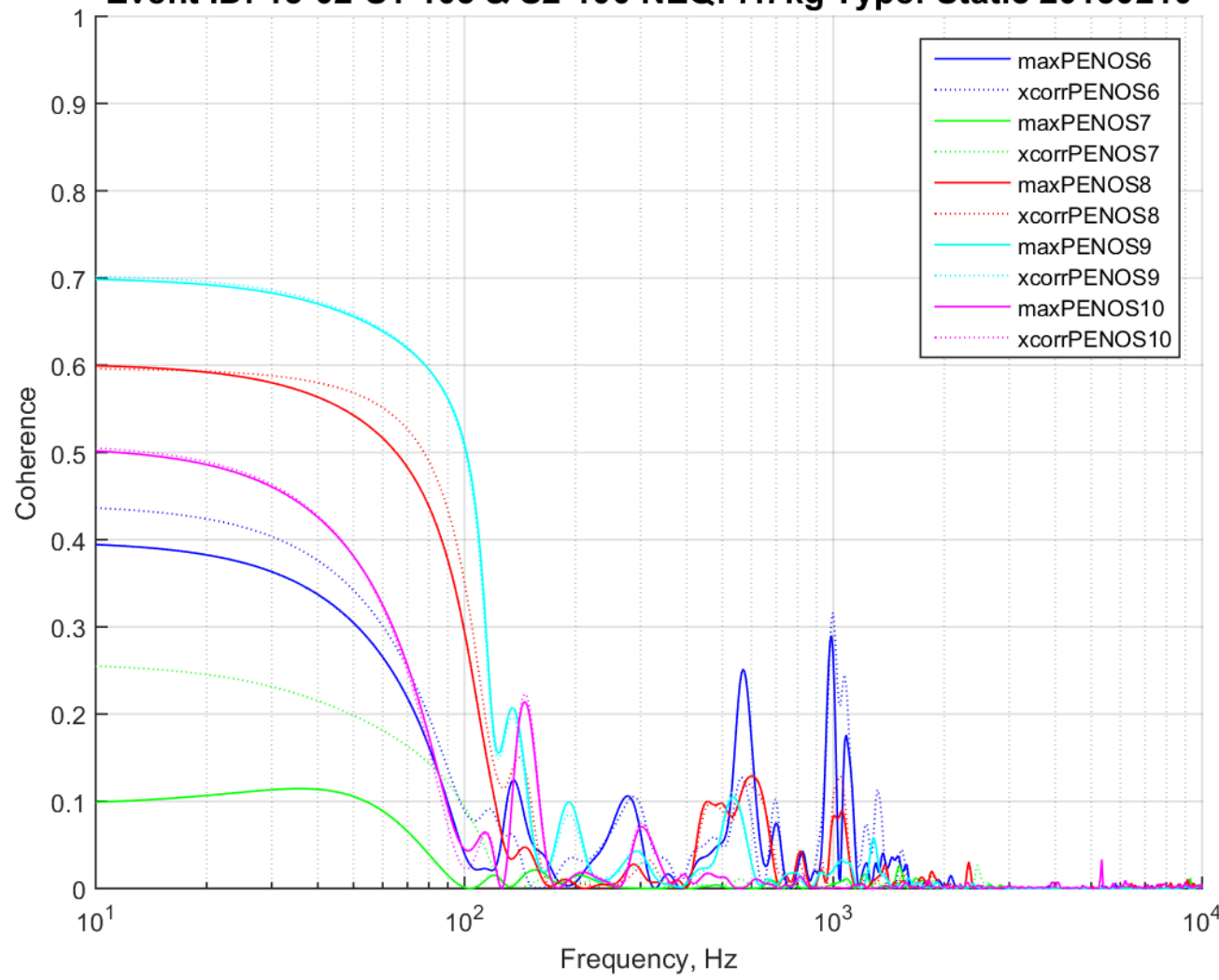


FIGURE 2.369: COHERENCE PEN_OS 6 - 10 15-02-S1-103 & S2-100CTD

Event ID: 15-02-S1-103 & S2-100 NEQ: 7.7kg Type: Static 20150210

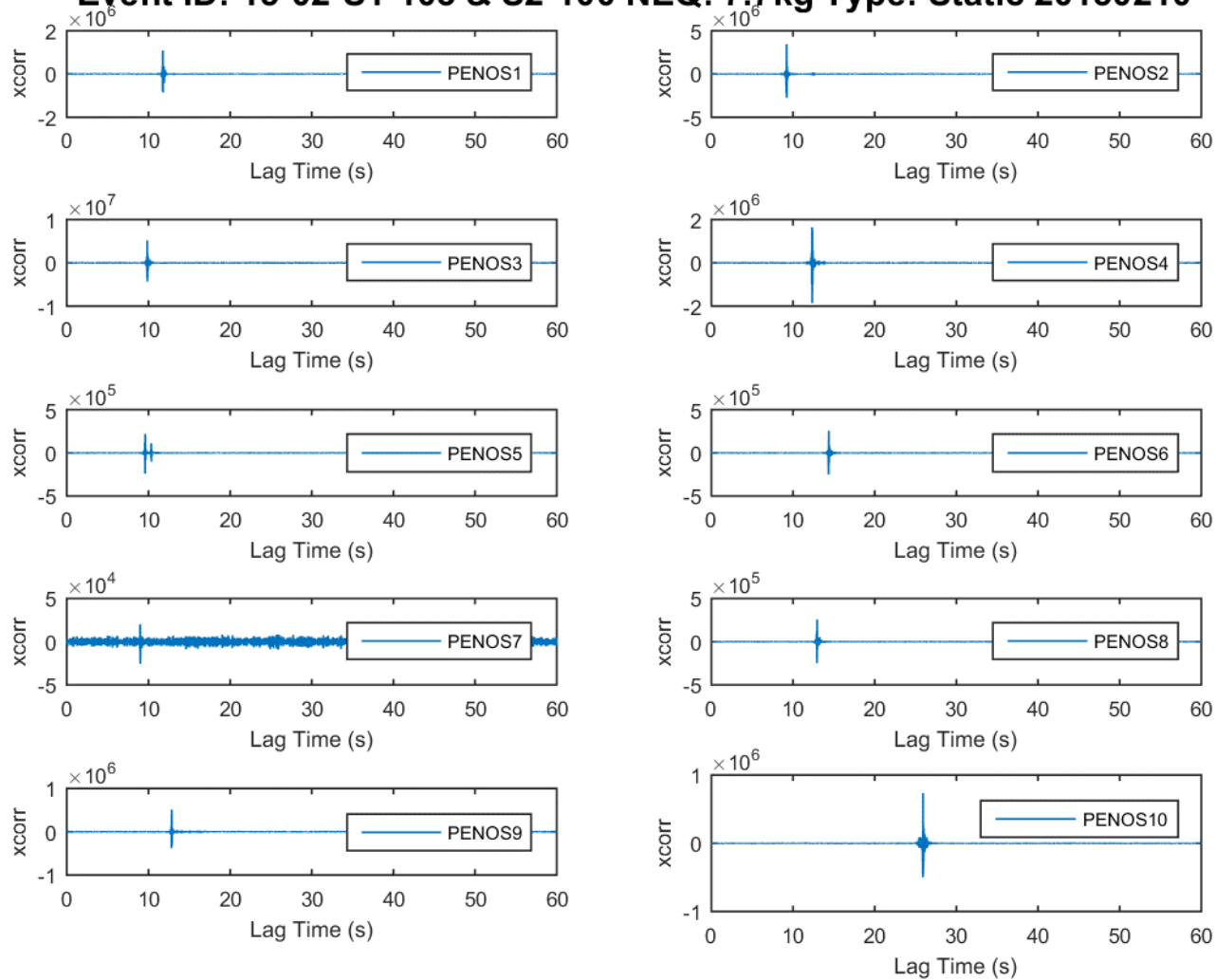


FIGURE 2.370: CROSS CORRELATION PEN_OS 1 - 10 15-02-S1-103 & S2-100

Event ID: 15-02-S1-12 & S2-19 NEQ: 6.65kg Type: Static 20150203

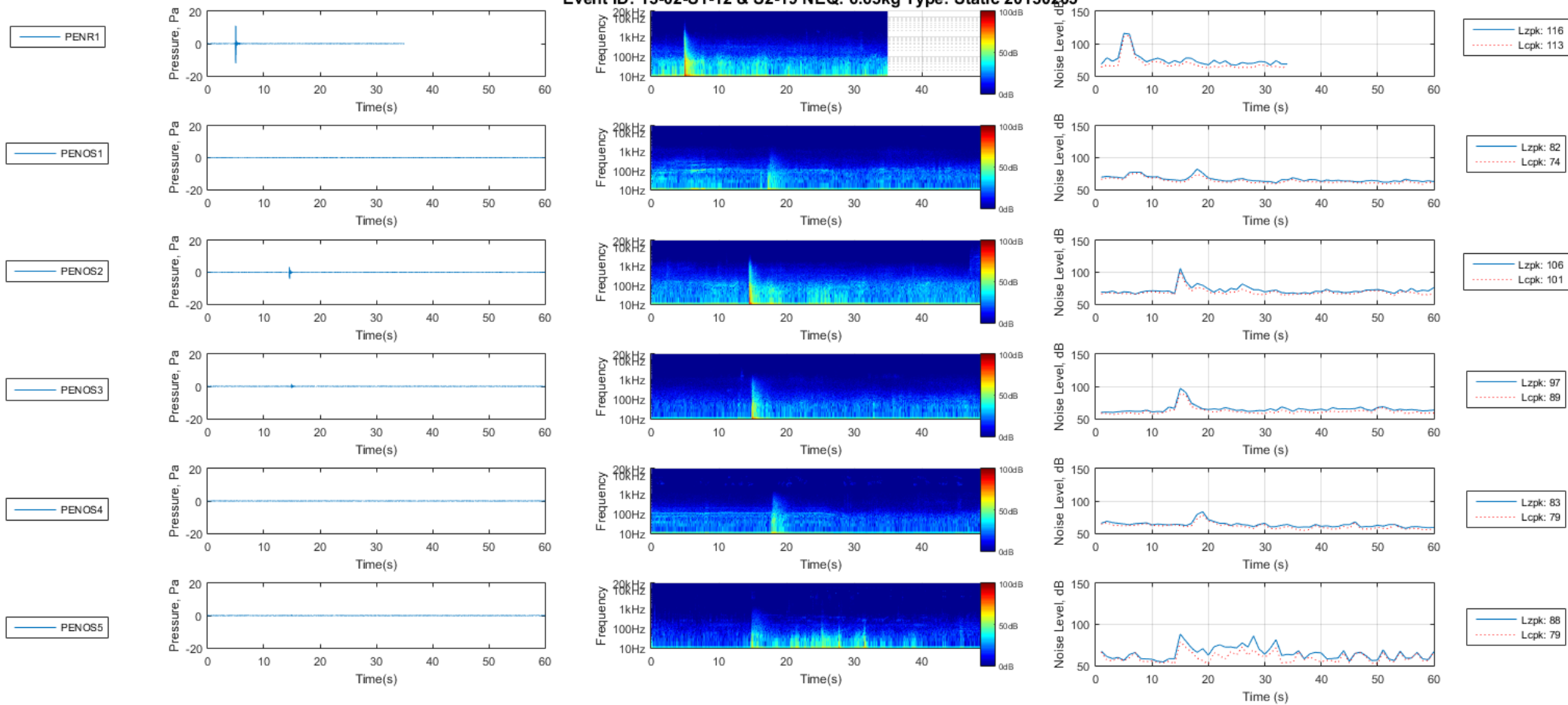


FIGURE 2.371: PEN_OS 1 - 5 15-02-S1-12 & S2-19

Event ID: 15-02-S1-12 & S2-19 NEQ: 6.65kg Type: Static 20150203.CTD

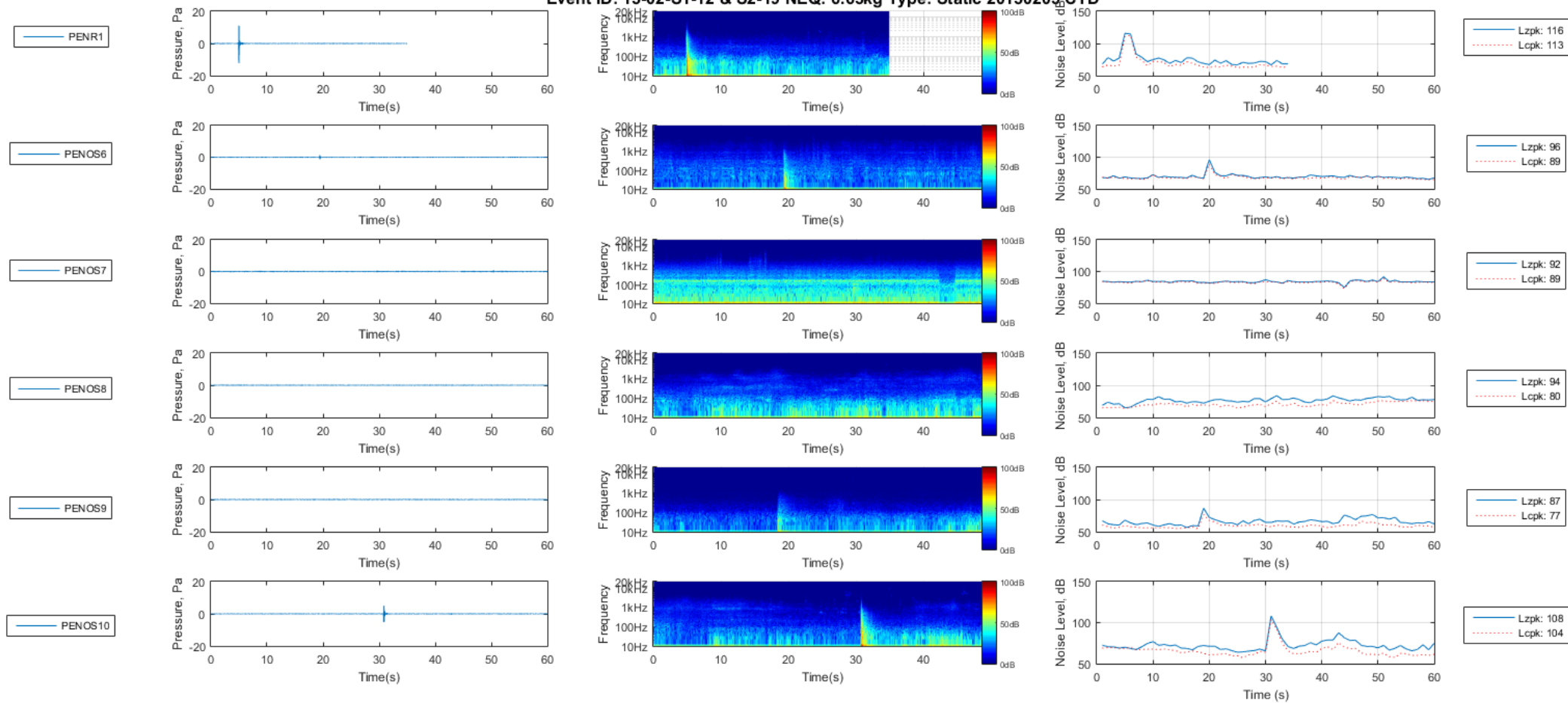


FIGURE 2.372: PEN_OS 6 - 10 15-02-S1-12 & S2-19

Event ID: 15-02-S1-12 & S2-19 NEQ: 6.65kg Type: Static 20150203

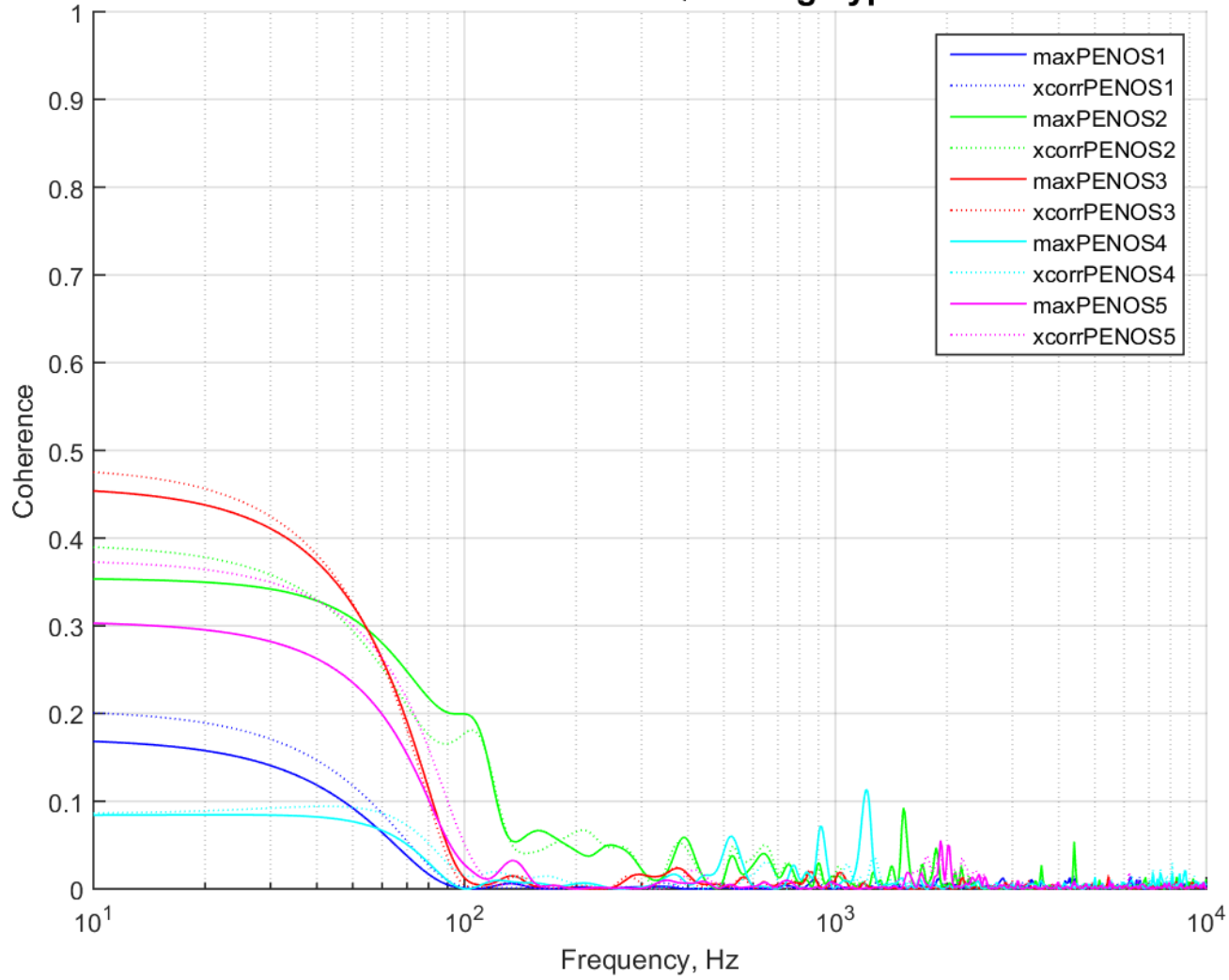


FIGURE 2.373: COHERENCE PEN_OS 1 - 5 15-02-S1-12 & S2-19

Event ID: 15-02-S1-12 & S2-19 NEQ: 6.65kg Type: Static 20150203

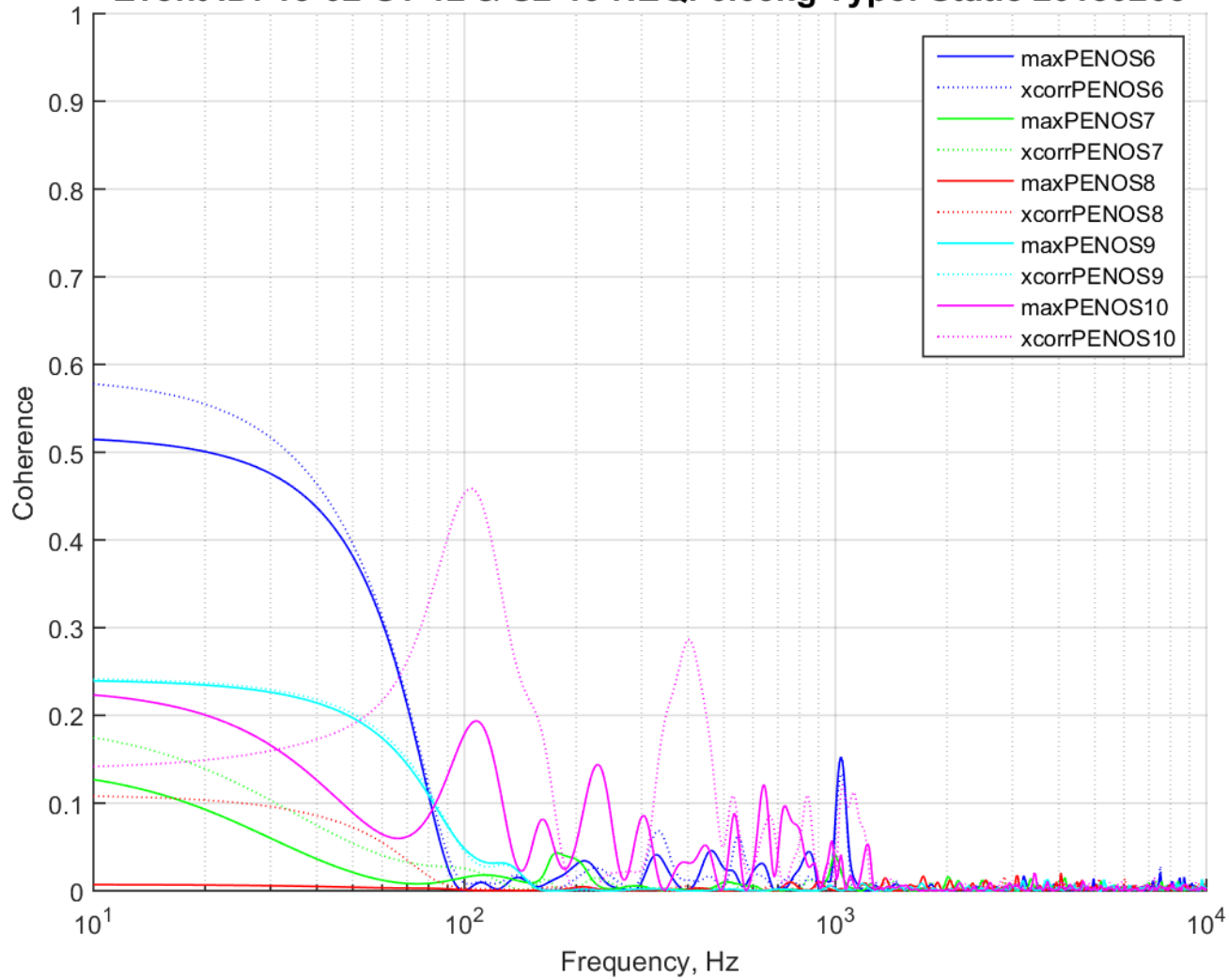


FIGURE 2.374: COHERENCE PEN_OS 6 - 10 15-02-S1-12 & S2-19CTD

Event ID: 15-02-S1-12 & S2-19 NEQ: 6.65kg Type: Static 20150203

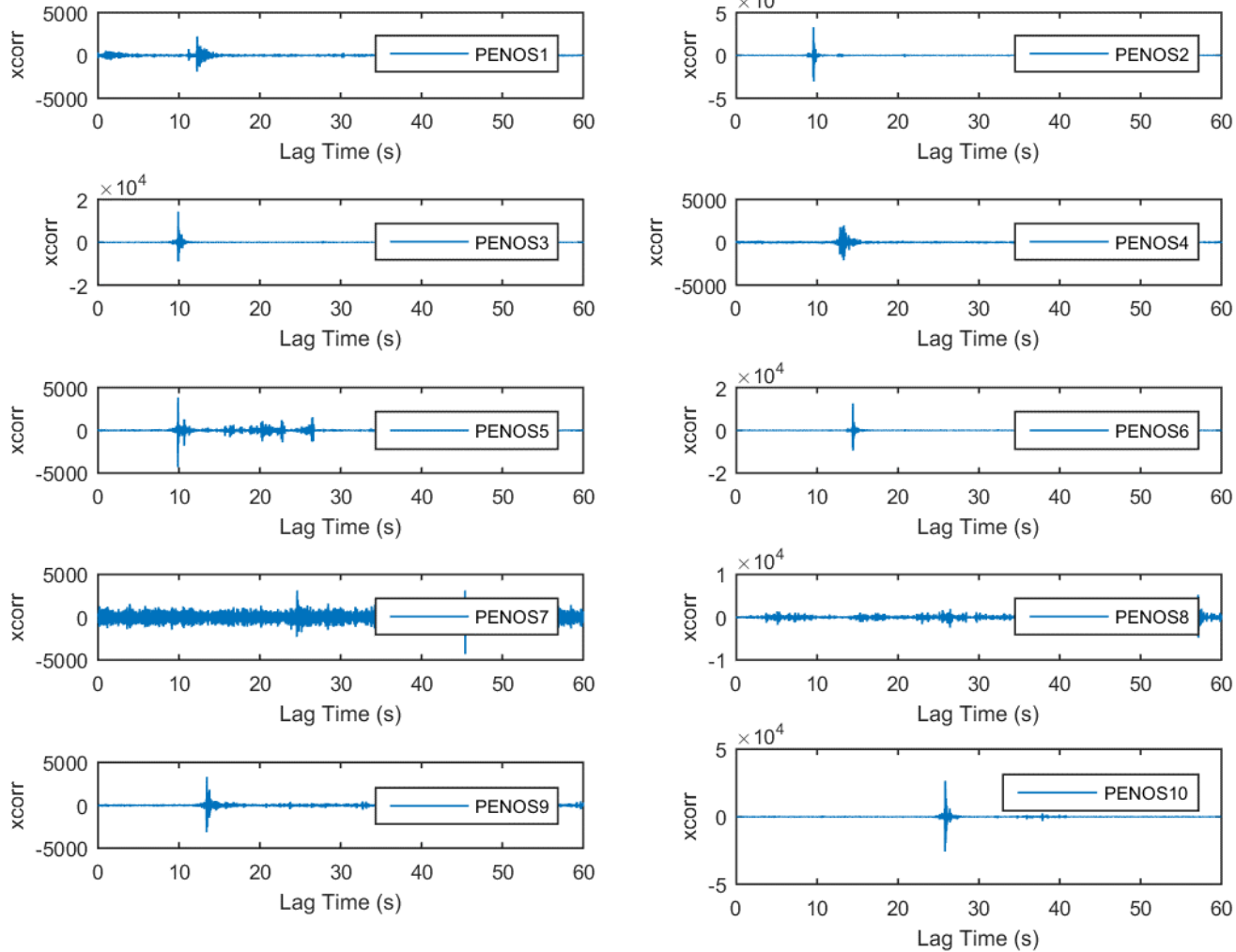


FIGURE 2.375: CROSS CORRELATION PEN_OS 1 - 10 15-02-S1-12 & S2-19

Event ID: 15-02-S1-12 & S2-19 NEQ: 6.65kg Type: Static 20150203

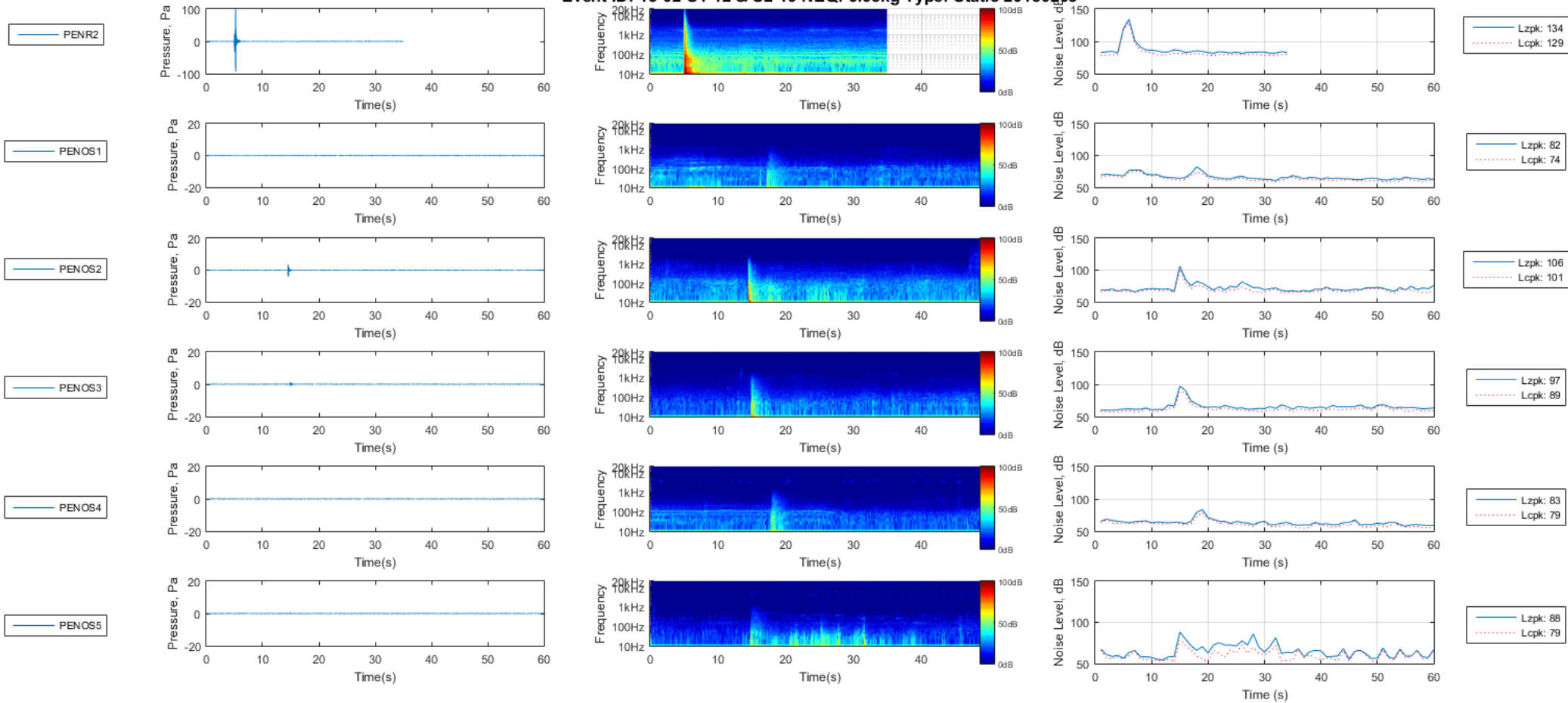


FIGURE 2.376: PEN_OS 1 - 5 15-02-S1-12 & S2-19

Event ID: 15-02-S1-12 & S2-19 NEQ: 6.65kg Type: Static 20150203.CTD

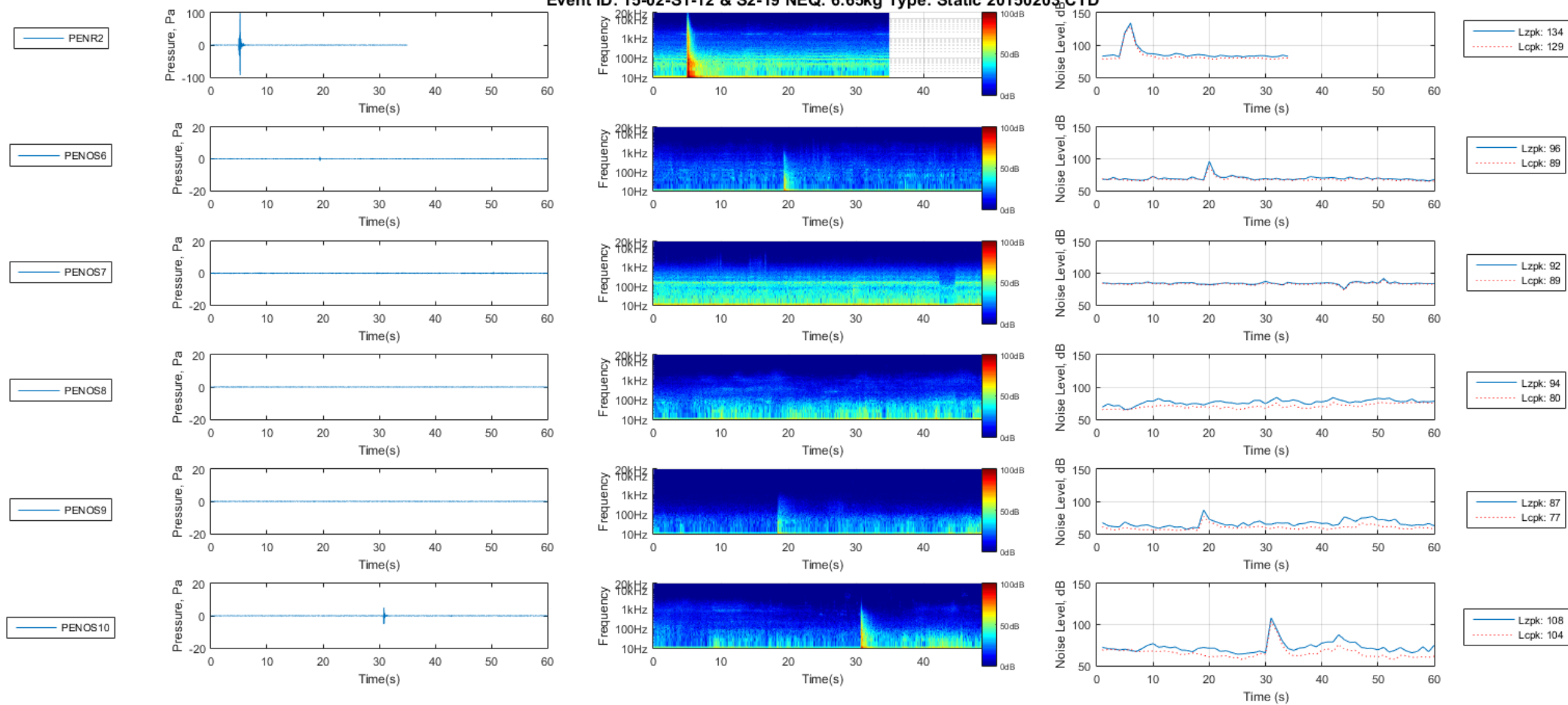


FIGURE 2.377: PEN_OS 6 - 10 15-02-S1-12 & S2-19

Event ID: 15-02-S1-12 & S2-19 NEQ: 6.65kg Type: Static 20150203

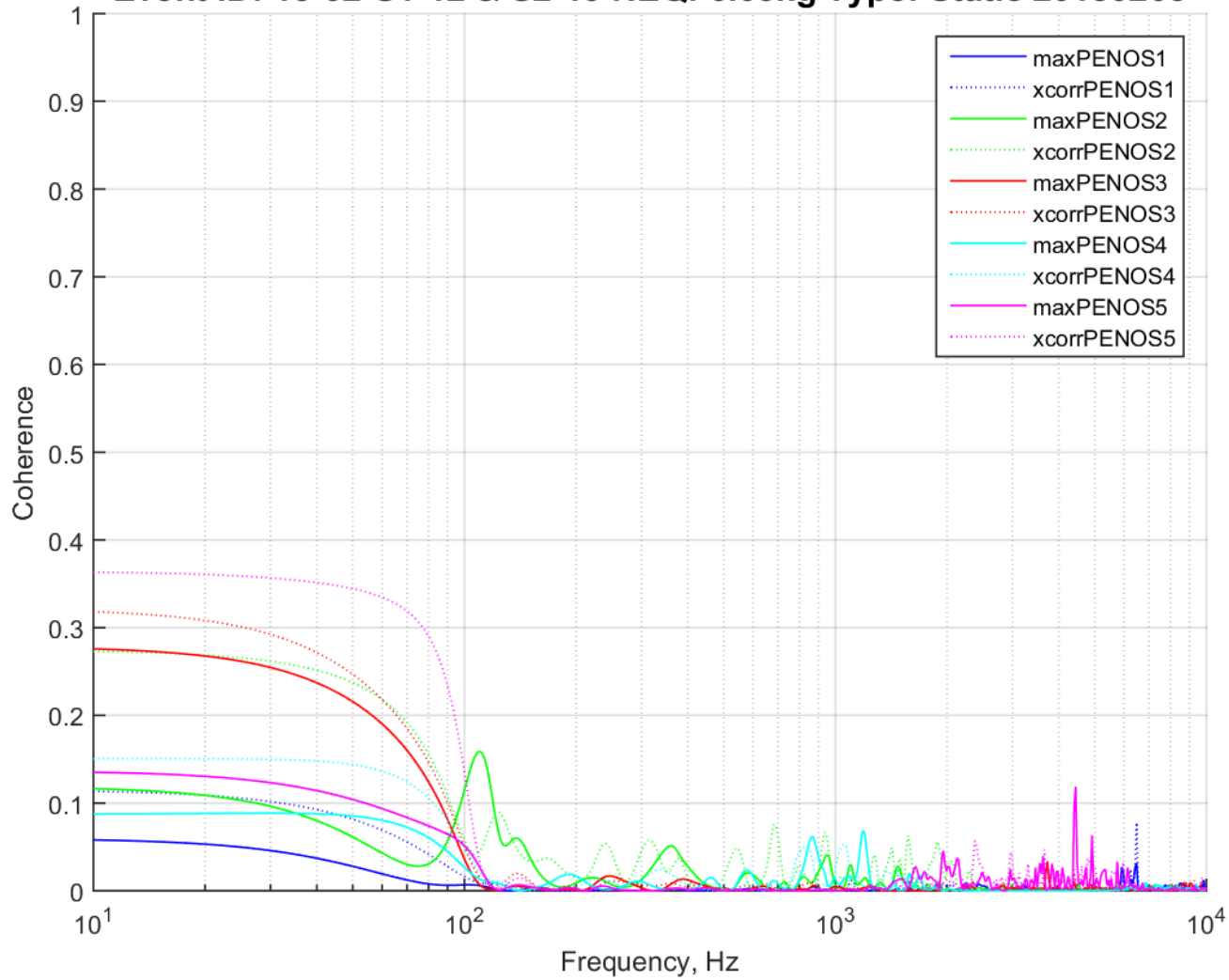


FIGURE 2.378: COHERENCE PEN_OS 1 - 5 15-02-S1-12 & S2-19

Event ID: 15-02-S1-12 & S2-19 NEQ: 6.65kg Type: Static 20150203

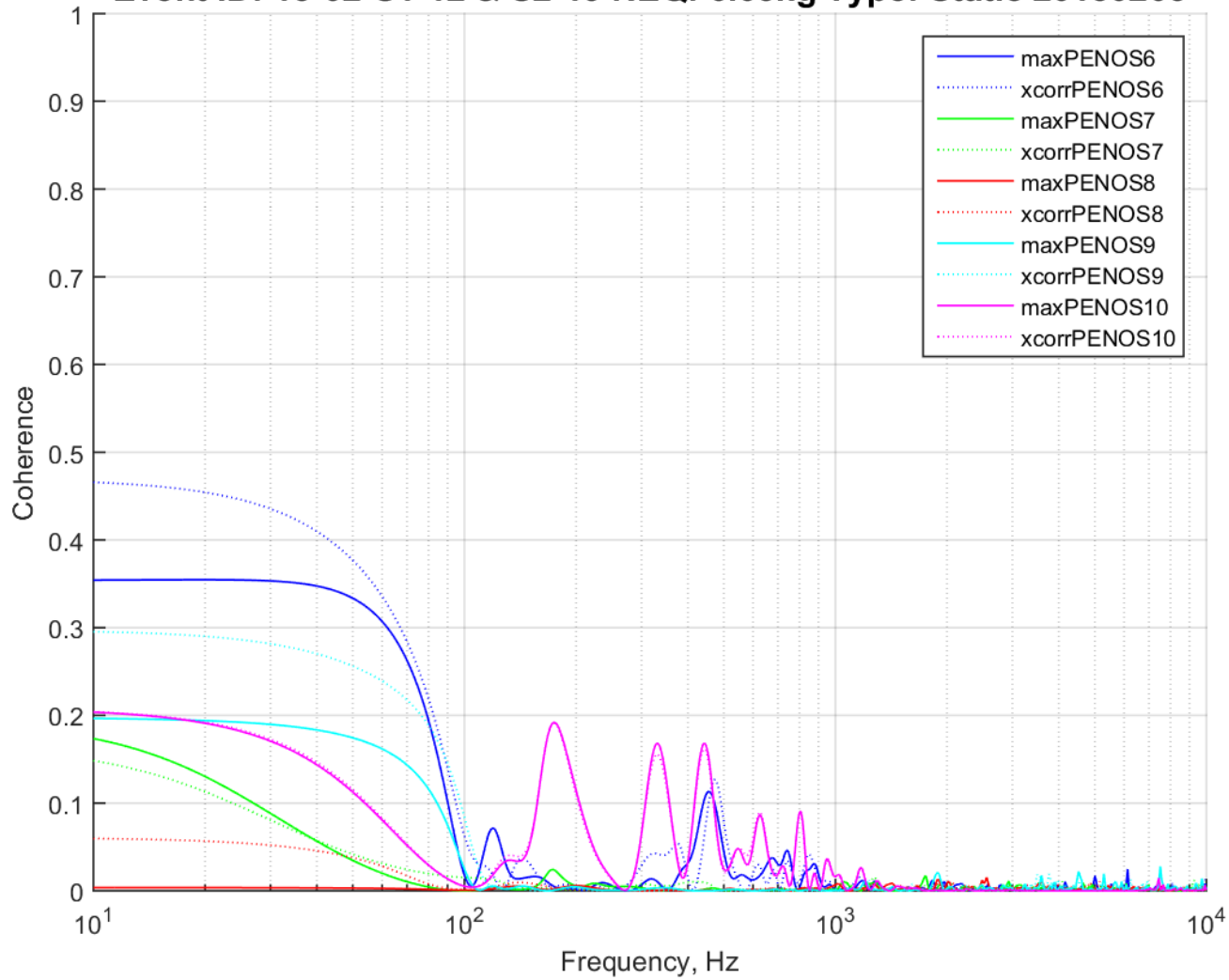


FIGURE 2.379: COHERENCE PEN_OS 6 - 10 15-02-S1-12 & S2-19CTD

Event ID: 15-02-S1-12 & S2-19 NEQ: 6.65kg Type: Static 20150203

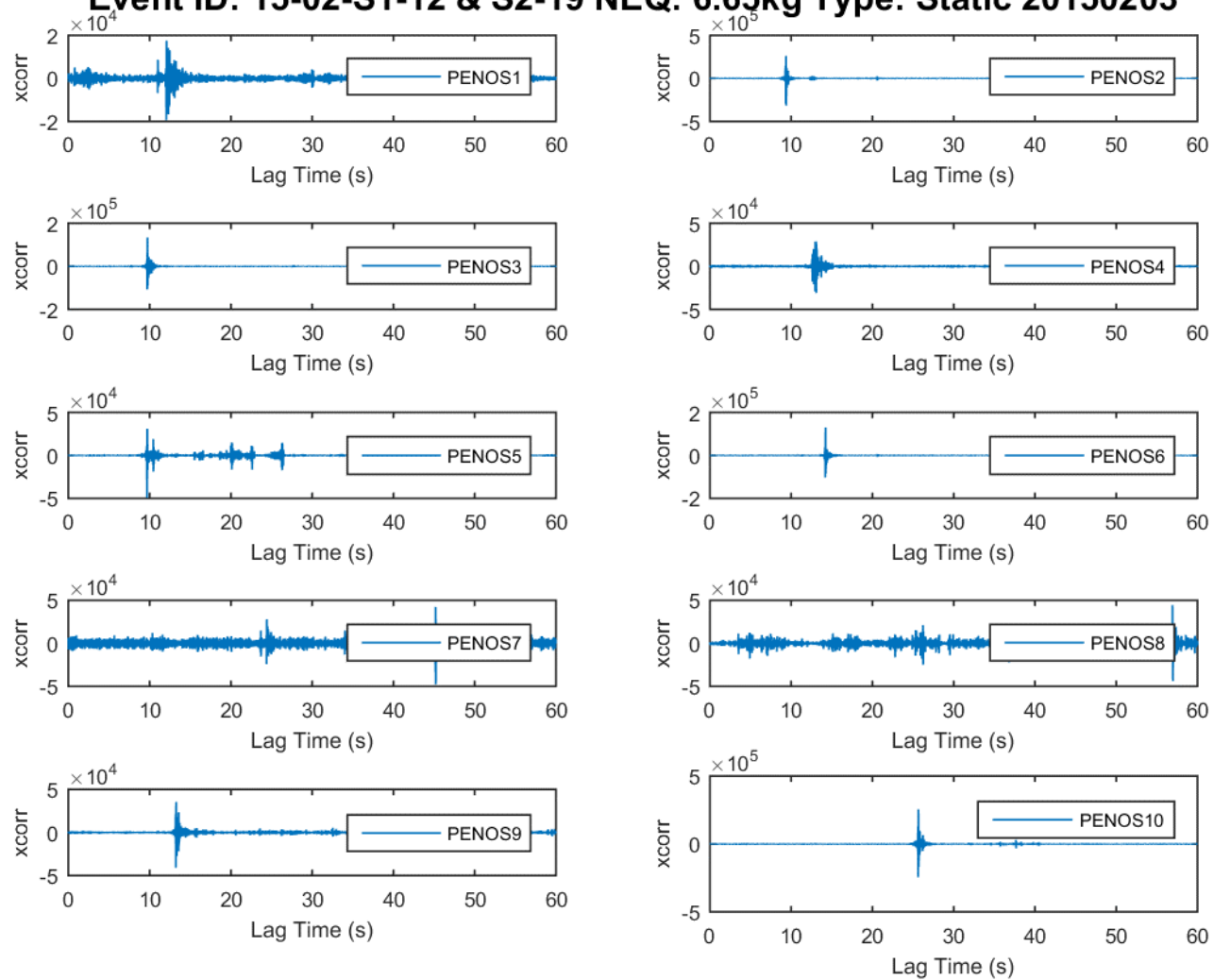


FIGURE 2.380: CROSS CORRELATION PEN_OS 1 - 10 15-02-S1-12 & S2-19

Event ID: 15-02-S1-13 & S2-22 NEQ: 1.4kg Type: Static 20150203

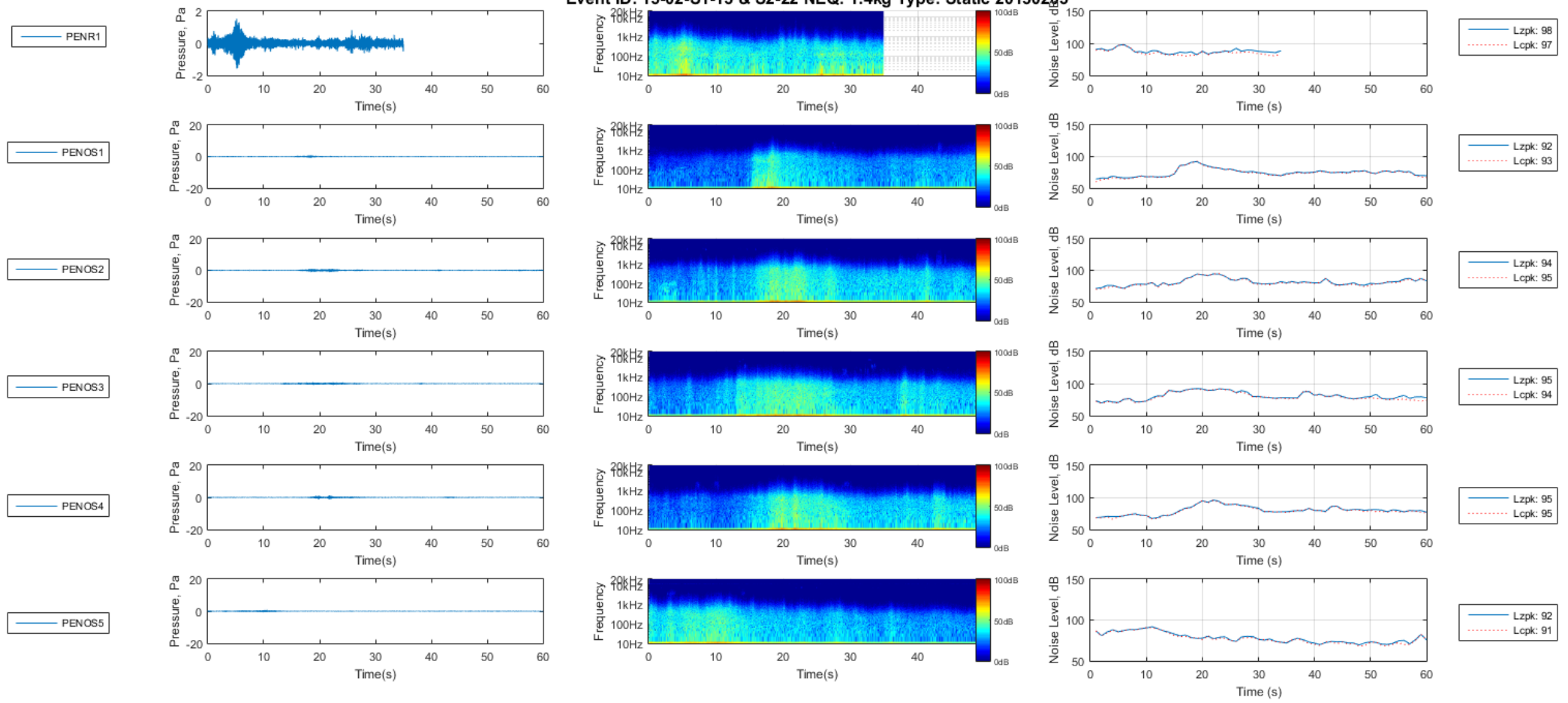


FIGURE 2.381: PEN_OS 1 - 5 15-02-S1-13 & S2-22

Event ID: 15-02-S1-13 & S2-22 NEQ: 1.4kg Type: Static 20150203.CTD

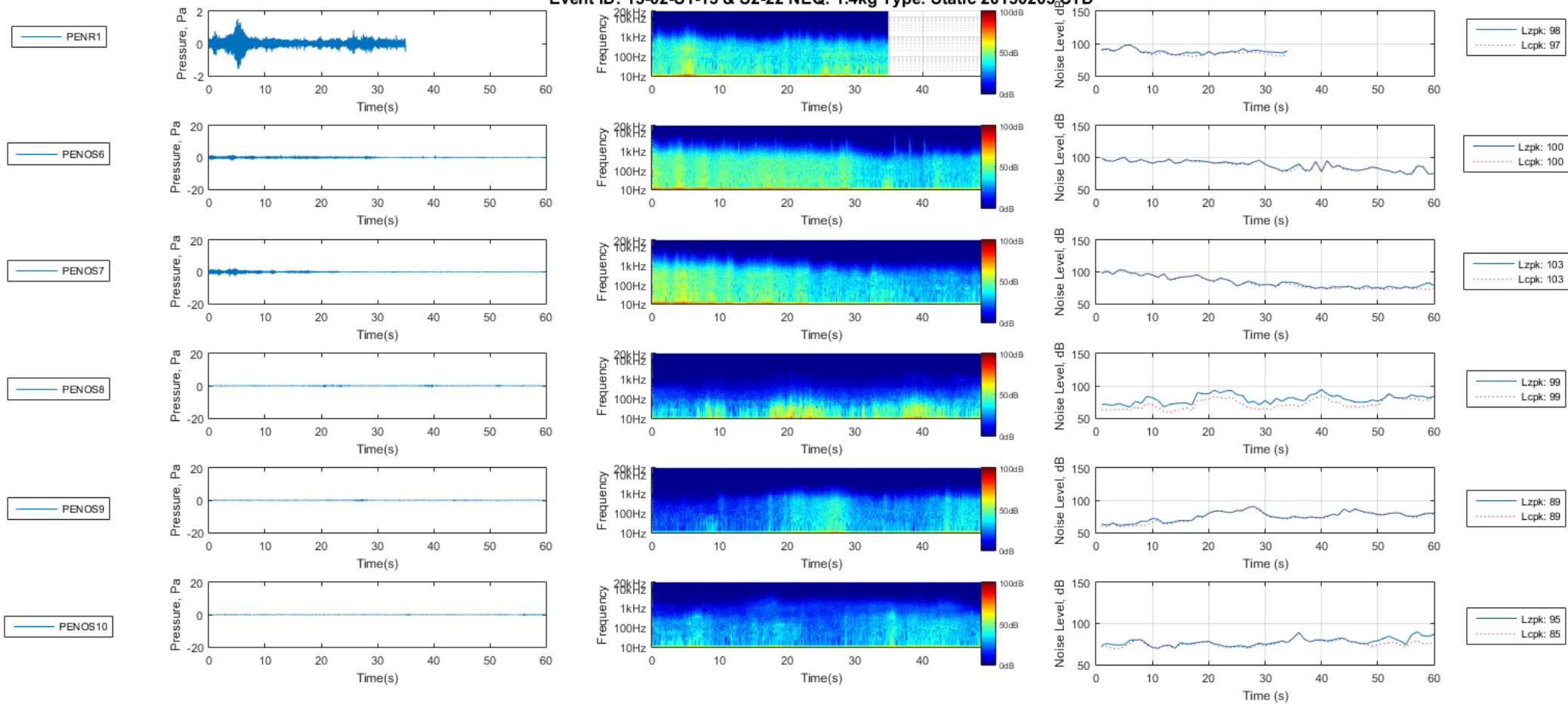


FIGURE 2.382: PEN_OS 6 - 10 15-02-S1-13 & S2-22

Event ID: 15-02-S1-13 & S2-22 NEQ: 1.4kg Type: Static 20150203

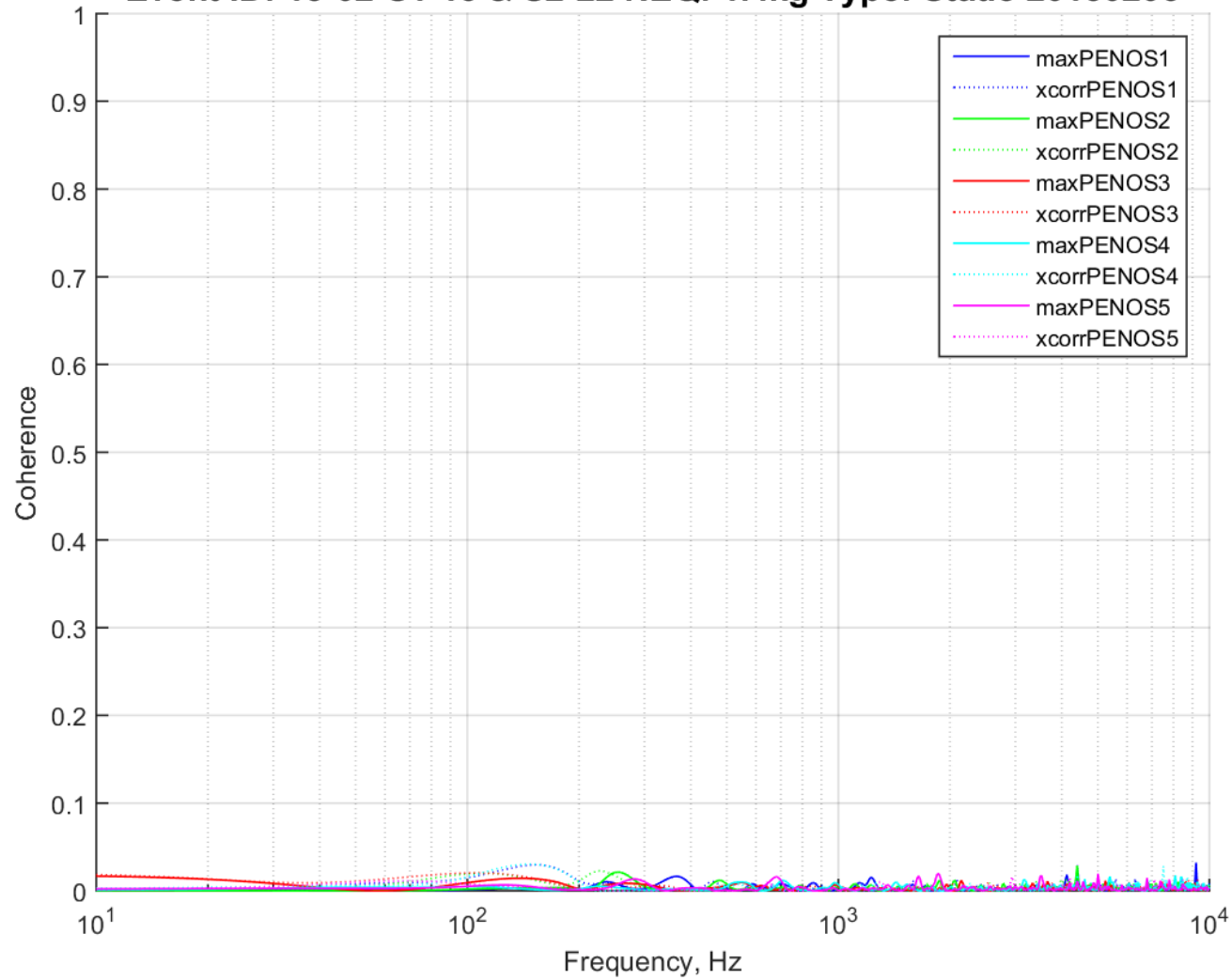


FIGURE 2.383: COHERENCE PEN_OS 1 - 5 15-02-S1-13 & S2-22

Event ID: 15-02-S1-13 & S2-22 NEQ: 1.4kg Type: Static 20150203

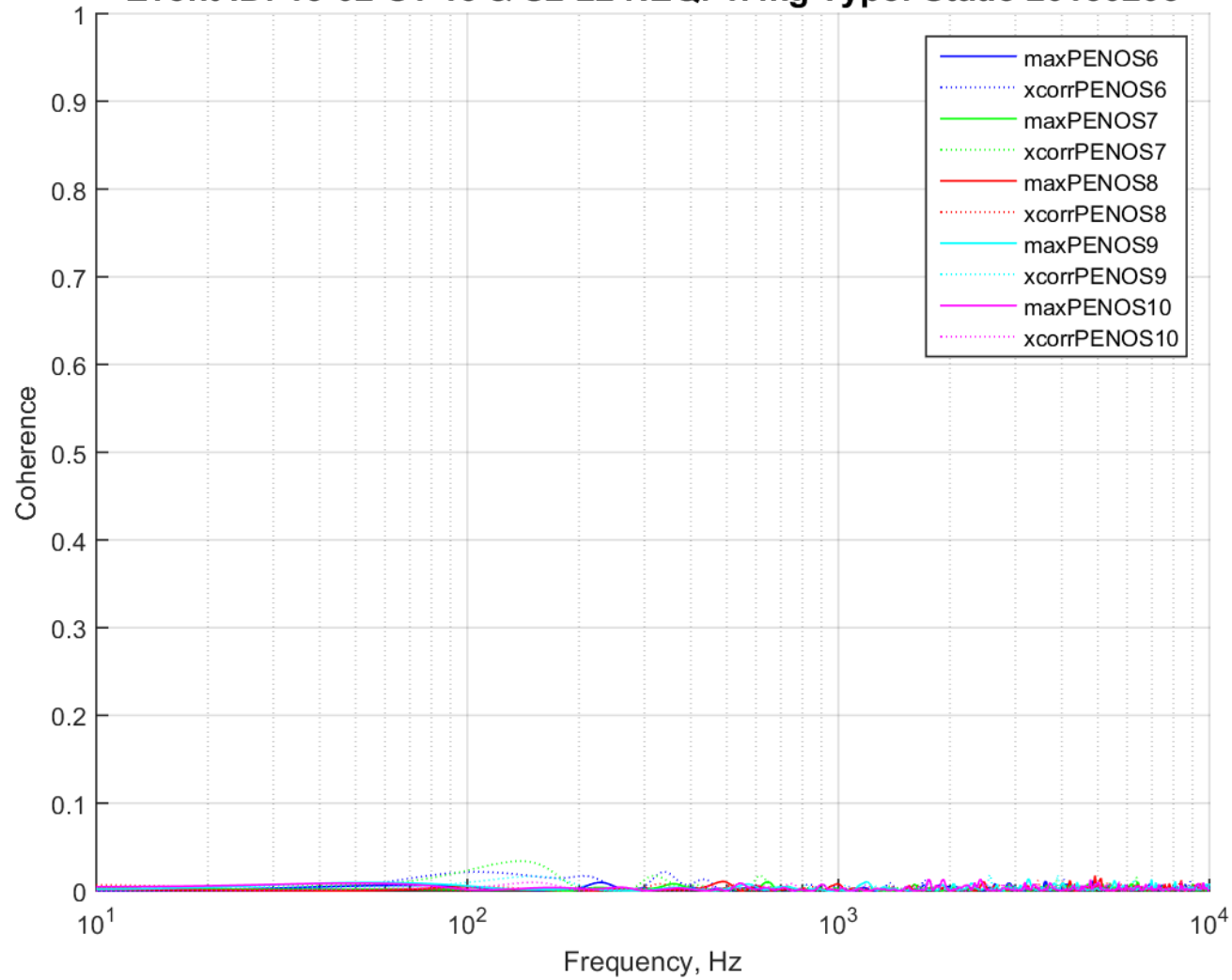


FIGURE 2.384: COHERENCE PEN_OS 6 - 10 15-02-S1-13 & S2-22CTD

Event ID: 15-02-S1-13 & S2-22 NEQ: 1.4kg Type: Static 20150203

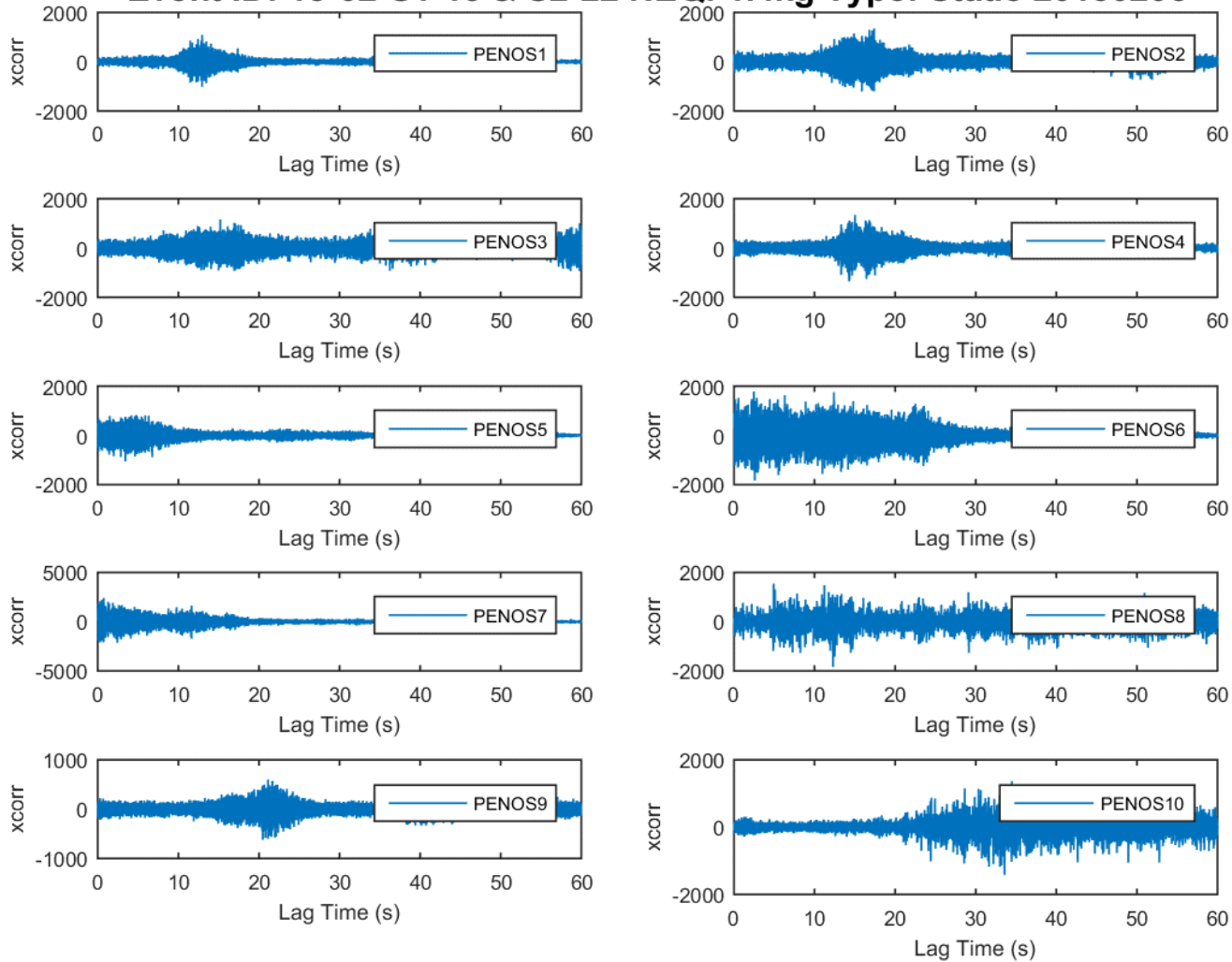


FIGURE 2.385: CROSS CORRELATION PEN_OS 1 - 10 15-02-S1-13 & S2-22

Event ID: 15-02-S1-13 & S2-22 NEQ: 1.4kg Type: Static 20150203

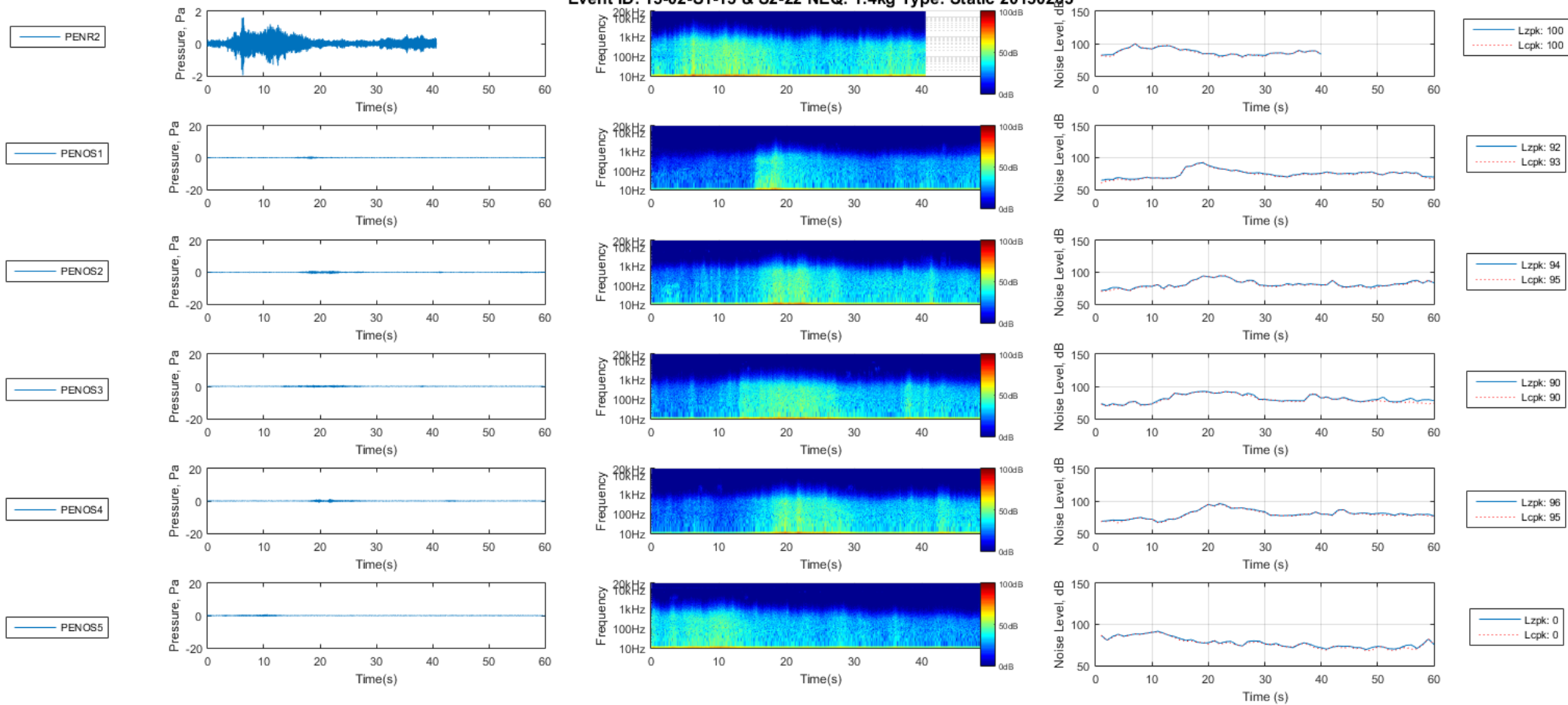


FIGURE 2.386: PEN_OS 1 - 5 15-02-S1-13 & S2-22

Event ID: 15-02-S1-13 & S2-22 NEQ: 1.4kg Type: Static 20150203.CTD

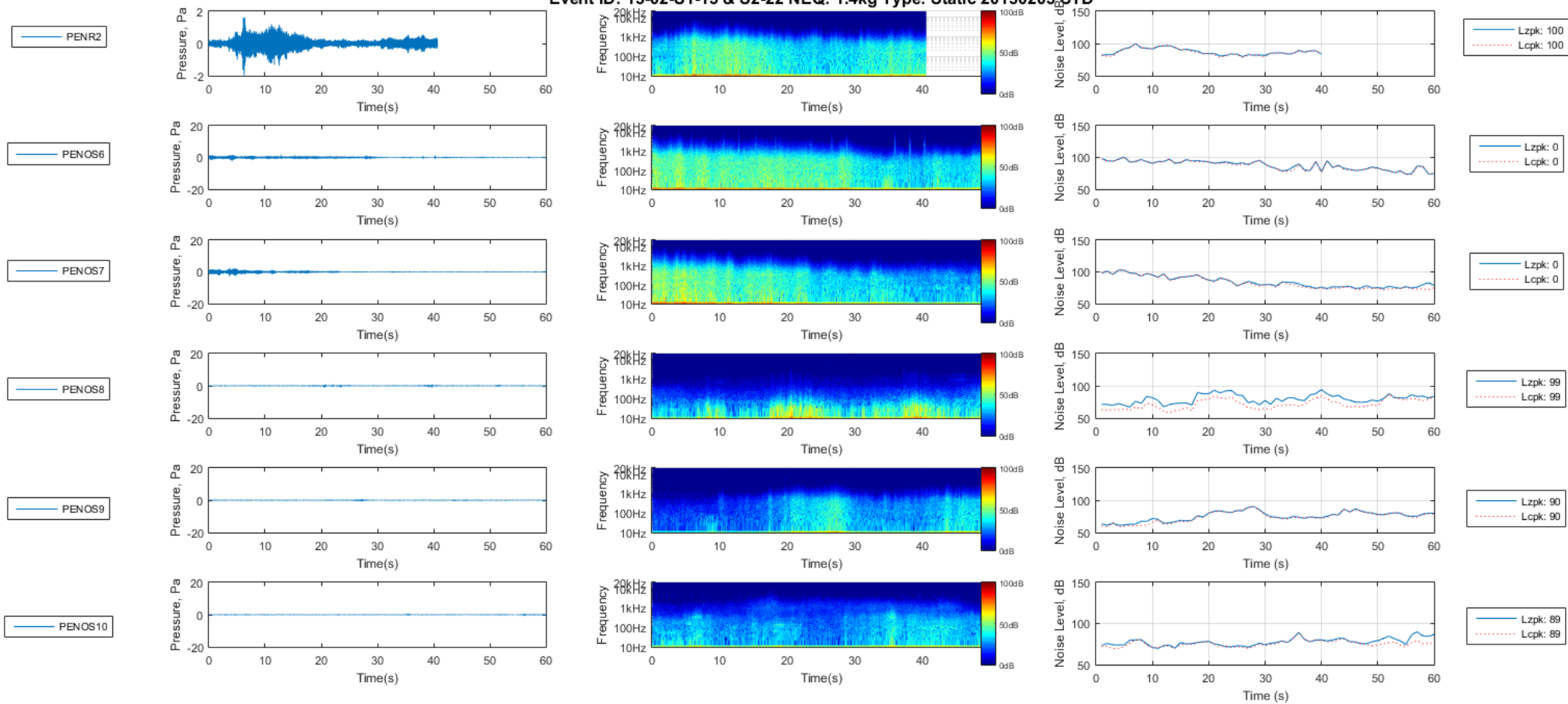


FIGURE 2.387: PEN_OS 6 - 10 15-02-S1-13 & S2-22

Event ID: 15-02-S1-13 & S2-22 NEQ: 1.4kg Type: Static 20150203

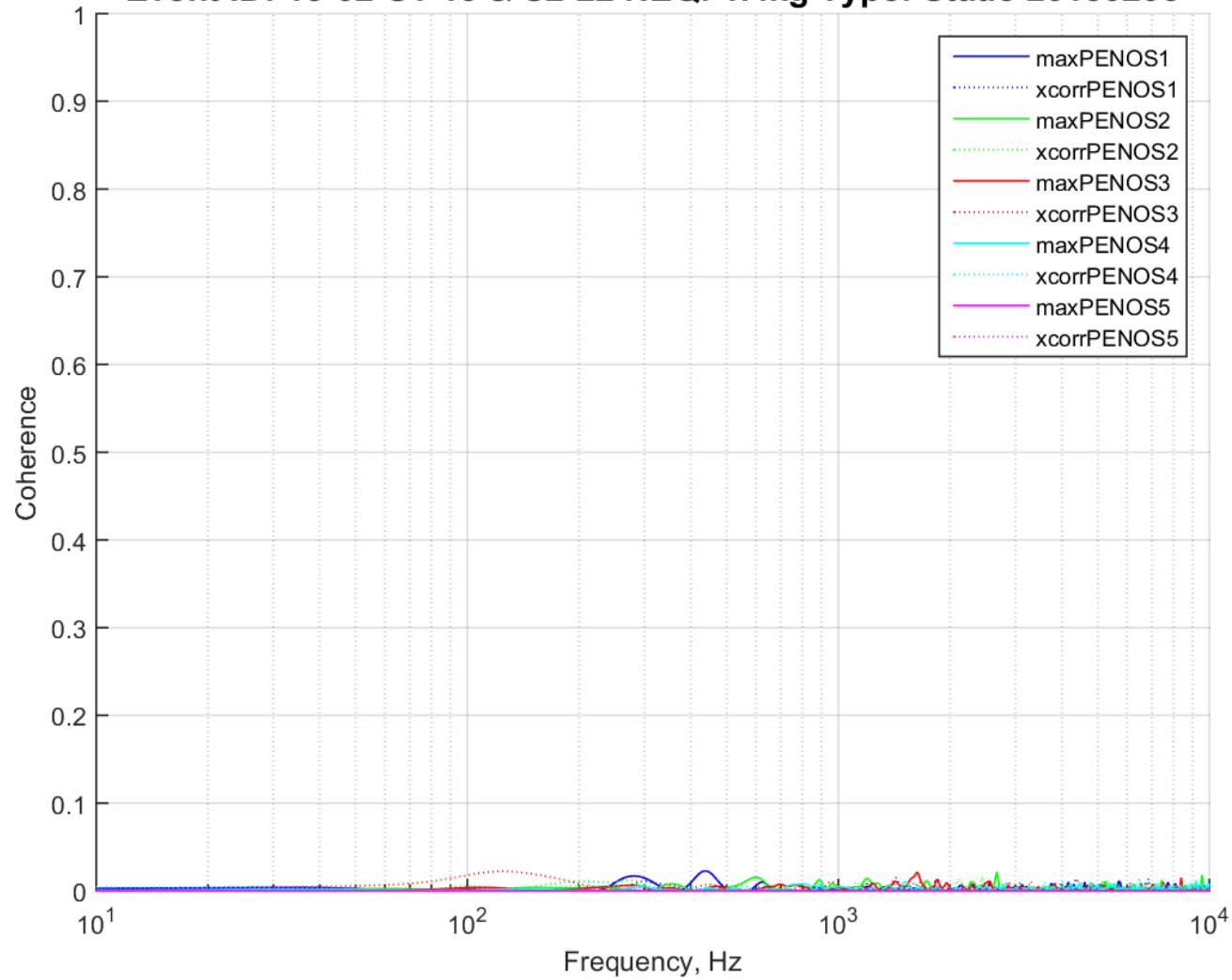


FIGURE 2.388: COHERENCE PEN_OS 1 - 5 15-02-S1-13 & S2-22

Event ID: 15-02-S1-13 & S2-22 NEQ: 1.4kg Type: Static 20150203

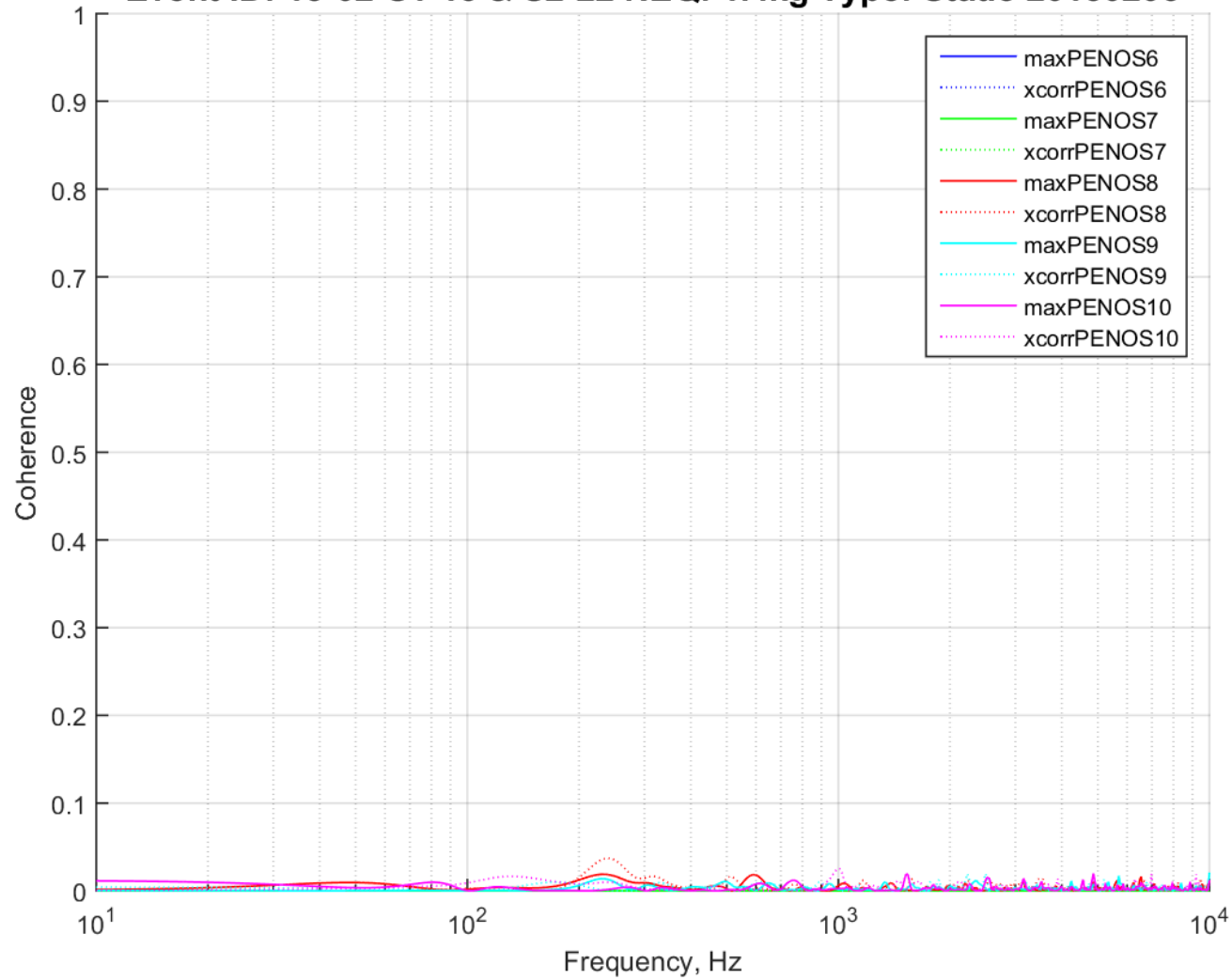


FIGURE 2.389: COHERENCE PEN_OS 6 - 10 15-02-S1-13 & S2-22CTD

Event ID: 15-02-S1-13 & S2-22 NEQ: 1.4kg Type: Static 20150203

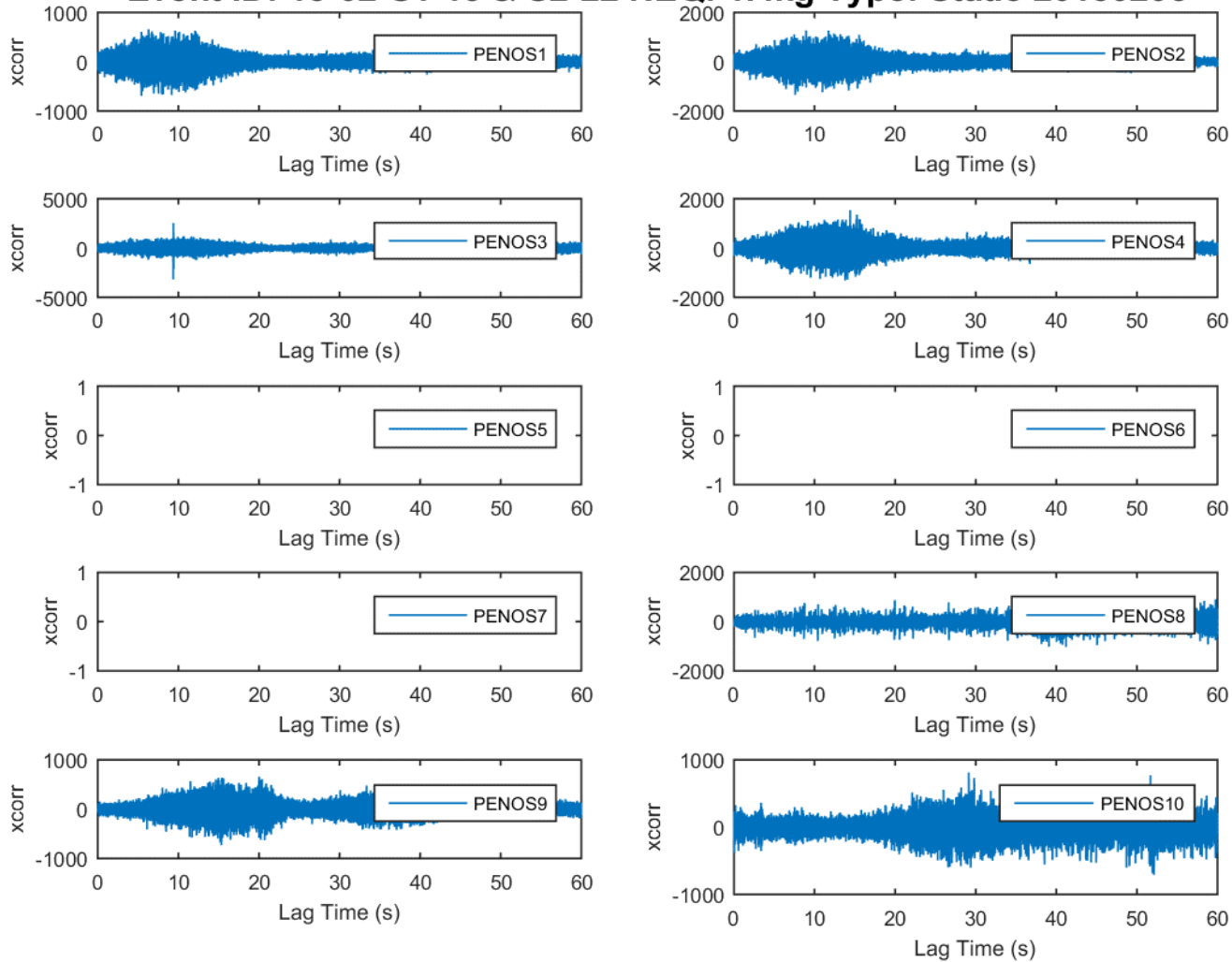


FIGURE 2.390: CROSS CORRELATION PEN_OS 1 - 10 15-02-S1-13 & S2-22

Event ID: 15-02-S1-22 & S2-32 NEQ: 7.2Kg. Type: Static 20150204

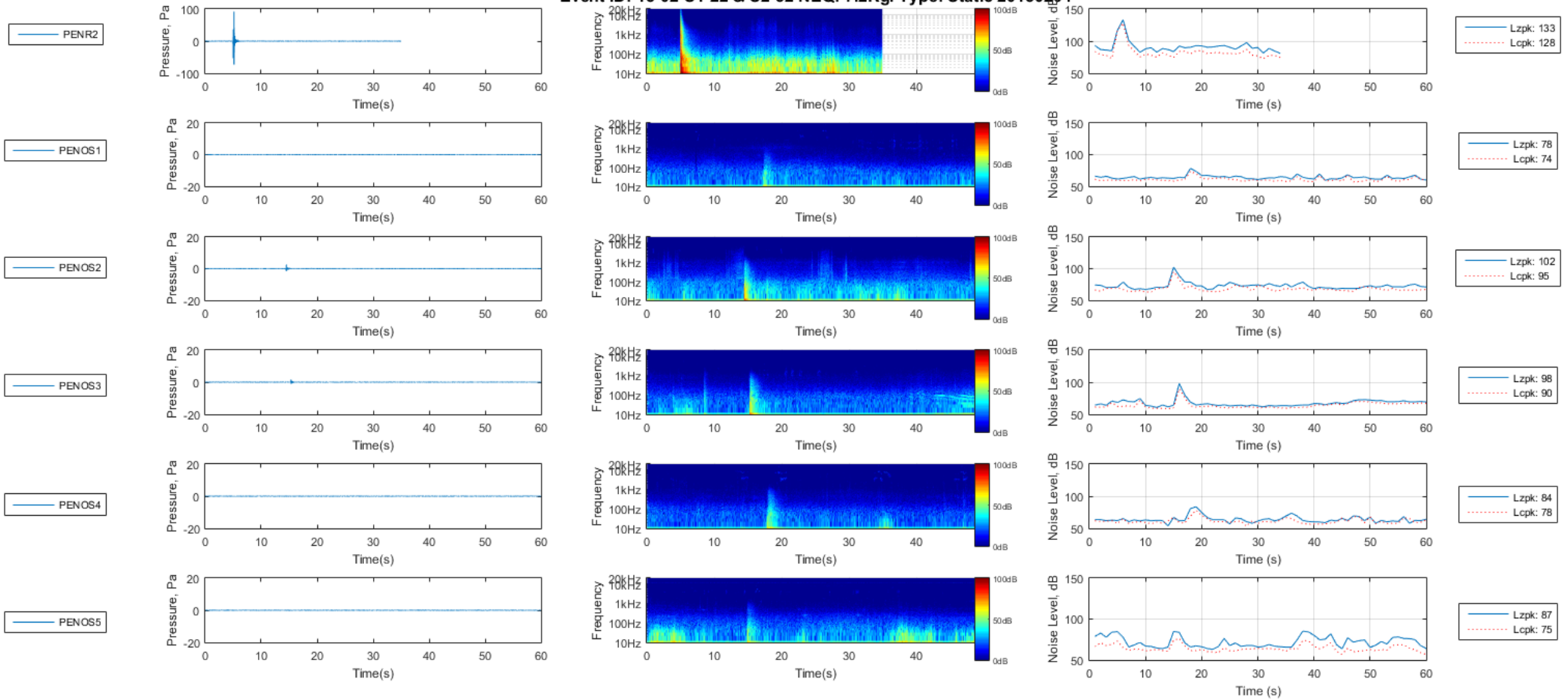


FIGURE 2.391: PEN_OS 1 - 5 15-02-S1-22 & S2-32

Event ID: 15-02-S1-22 & S2-32 NEQ: 7.2Kg. Type: Static 20150204.CTD

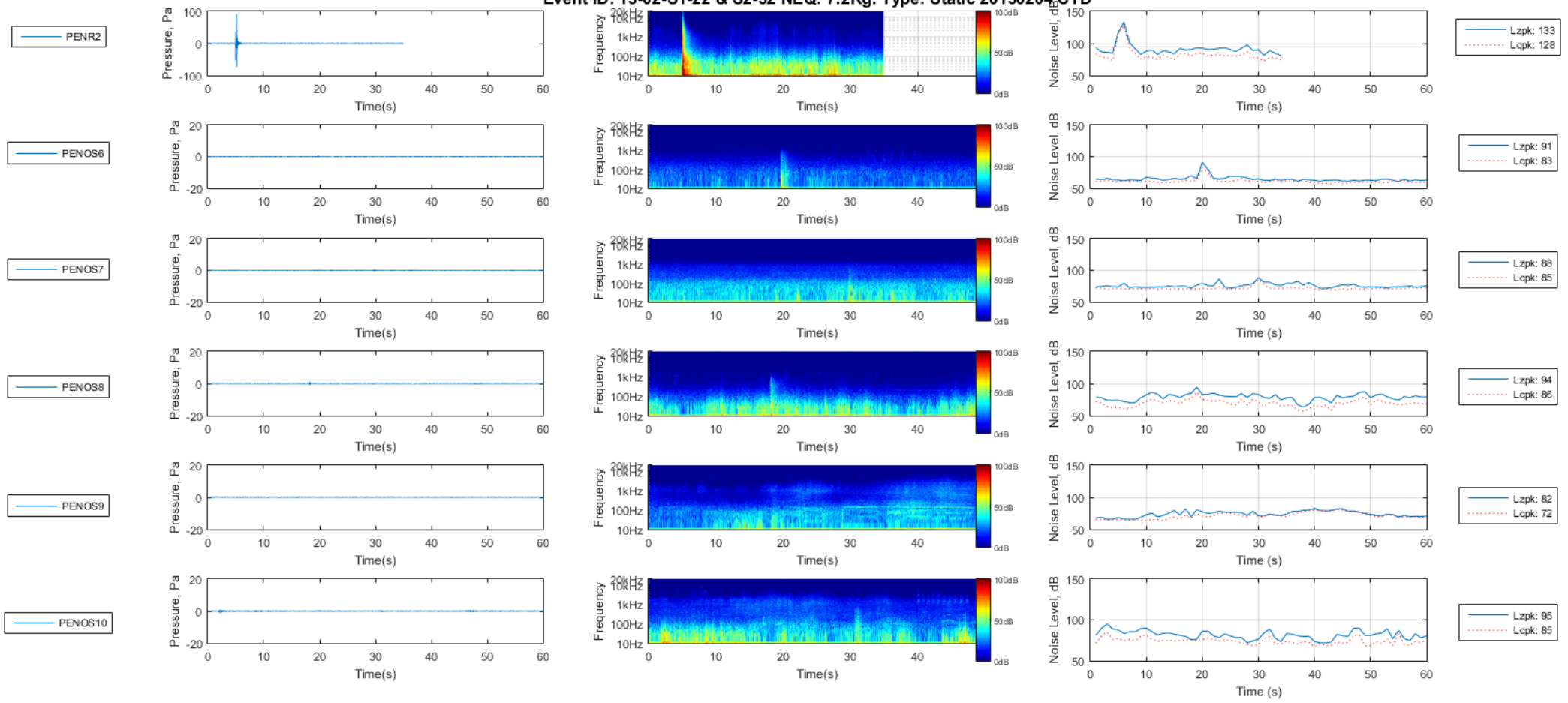


FIGURE 2.392: PEN_OS 6 - 10 15-02-S1-22 & S2-32

Event ID: 15-02-S1-22 & S2-32 NEQ: 7.2Kg. Type: Static 20150204

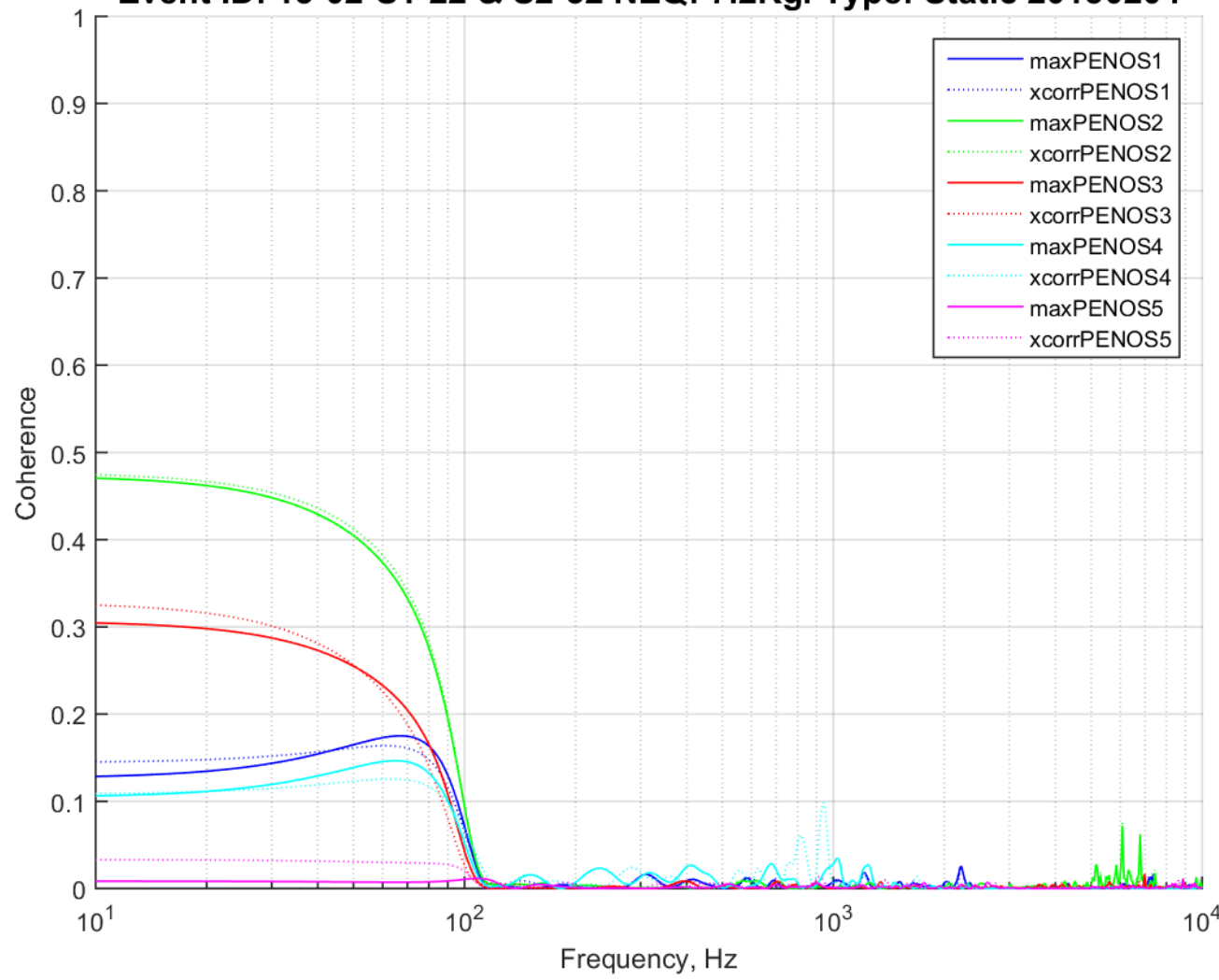


FIGURE 2.393: COHERENCE PEN_OS 1 - 5 15-02-S1-22 & S2-32

Event ID: 15-02-S1-22 & S2-32 NEQ: 7.2Kg. Type: Static 20150204

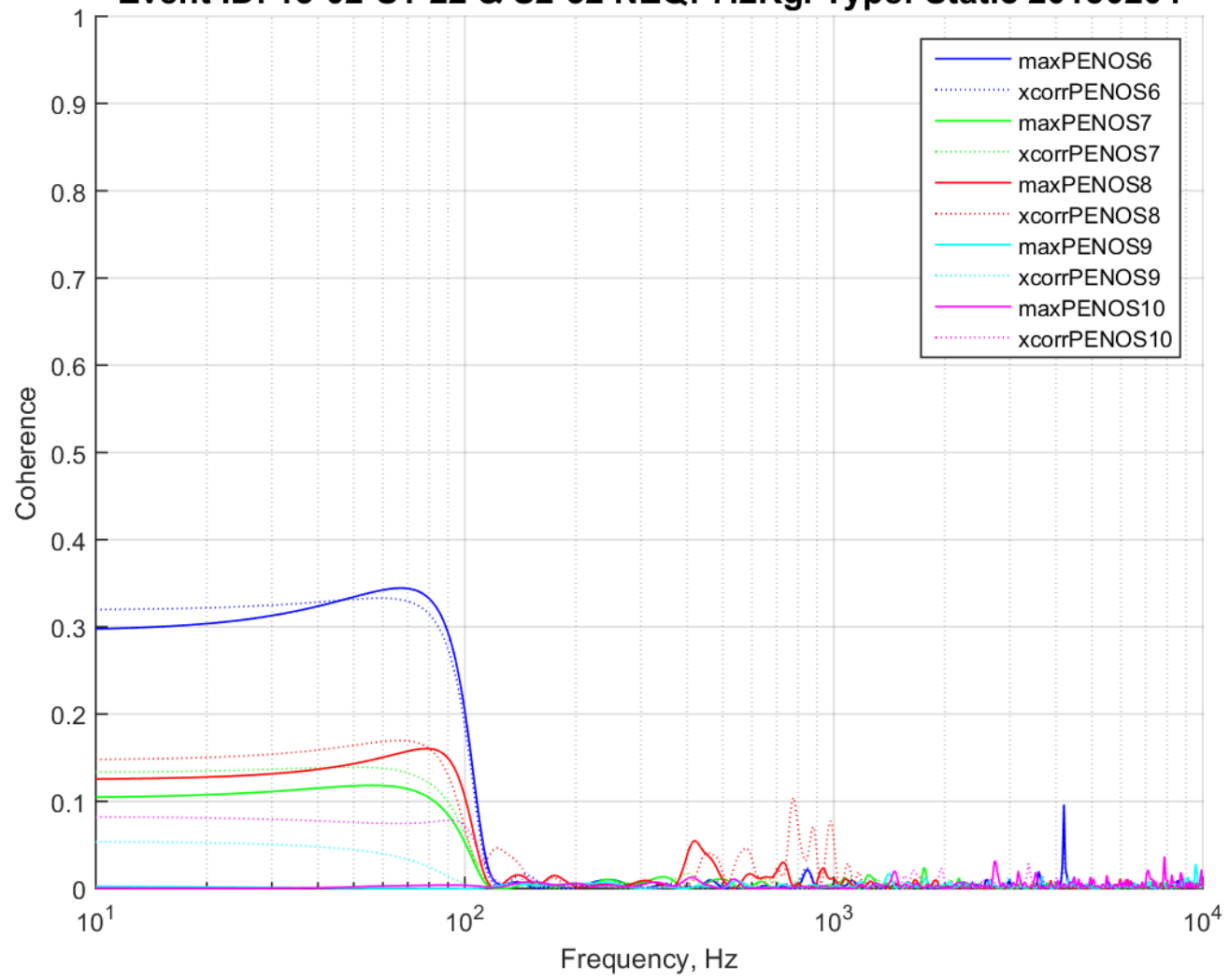


FIGURE 2.394: COHERENCE PEN_OS 6 - 10 15-02-S1-22 & S2-32CTD

Event ID: 15-02-S1-22 & S2-32 NEQ: 7.2Kg. Type: Static 20150204

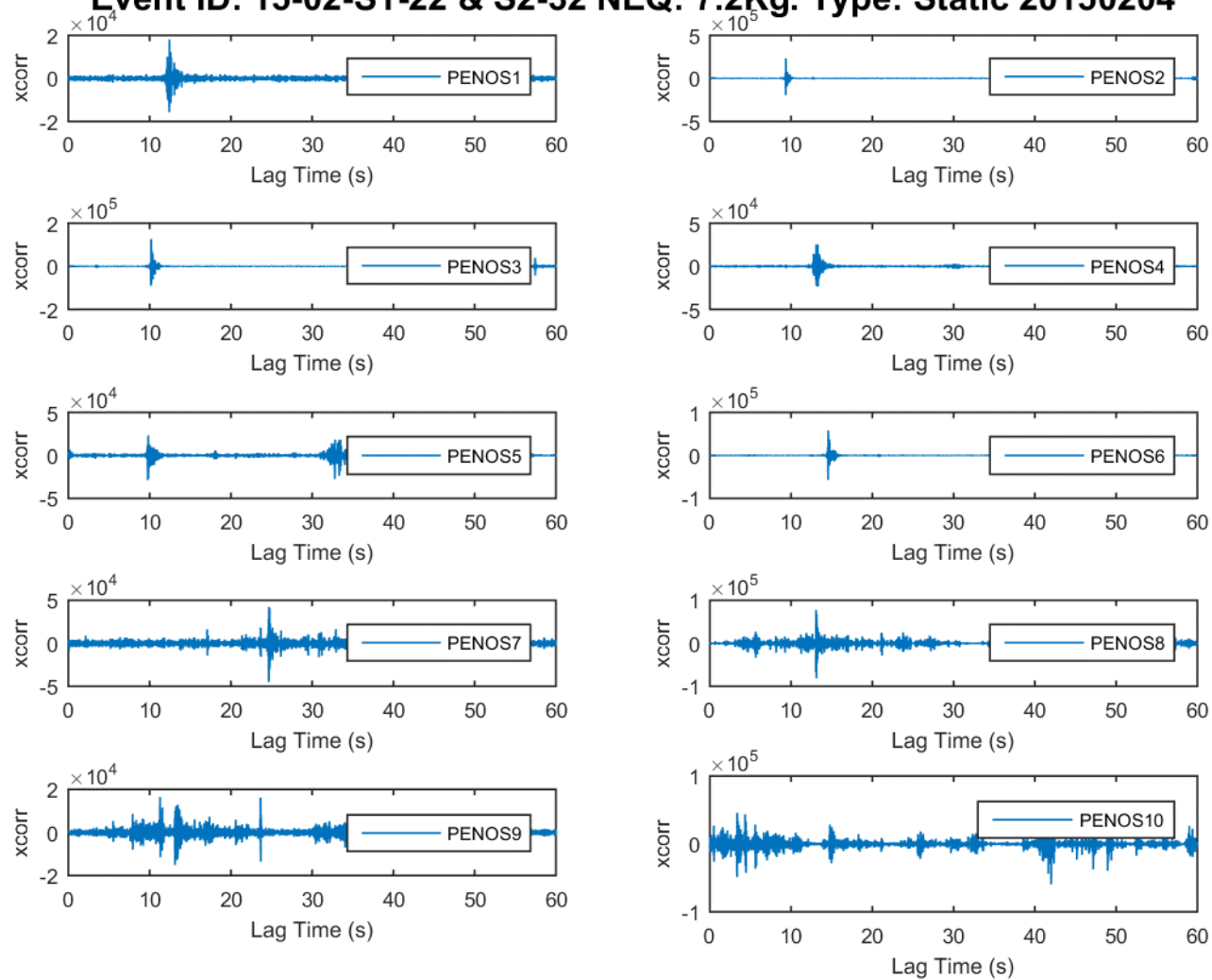


FIGURE 2.395: CROSS CORRELATION PEN_OS 1 - 10 15-02-S1-22 & S2-32

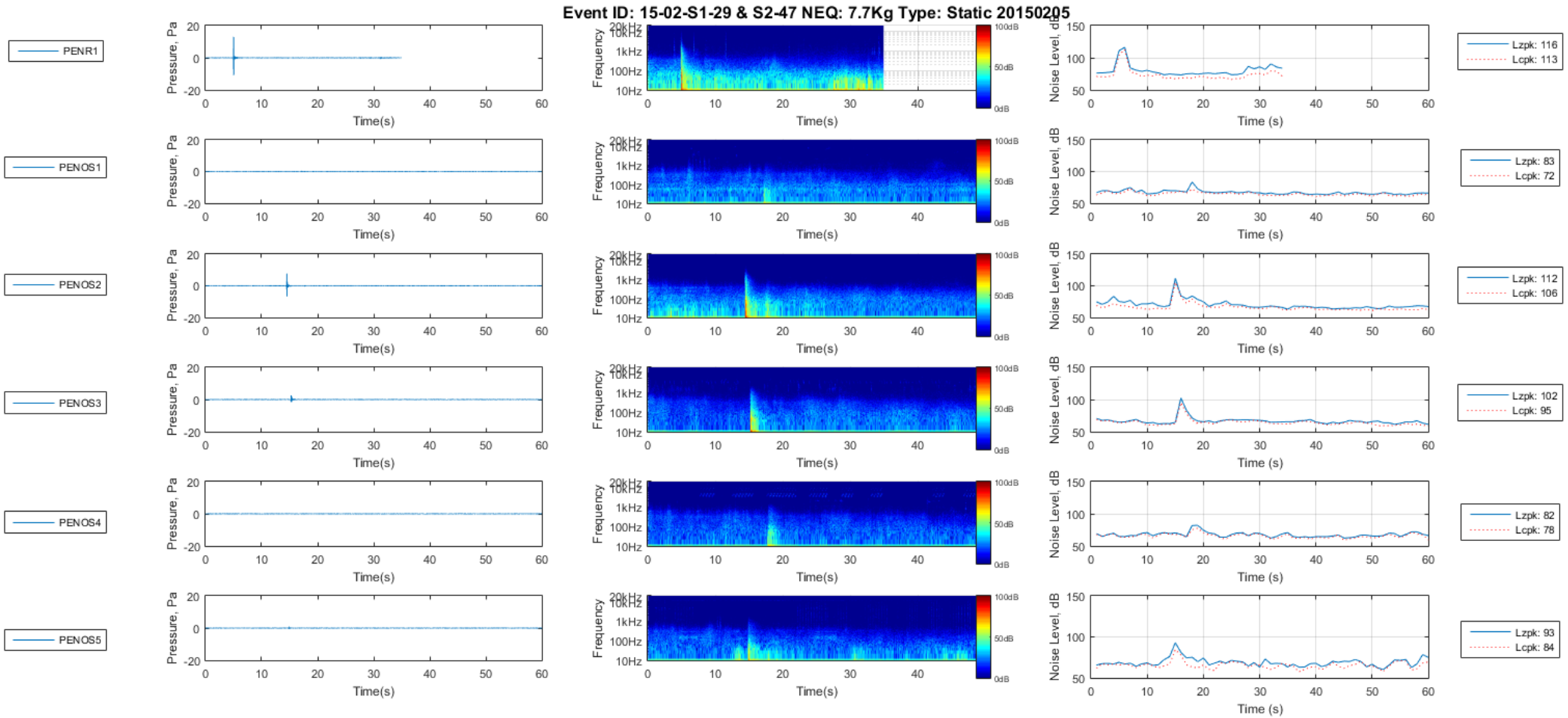


FIGURE 2.396: PEN_OS 1 - 5 15-02-S1-29 & S2-47

Event ID: 15-02-S1-29 & S2-47 NEQ: 7.7Kg Type: Static 20150205.CTD

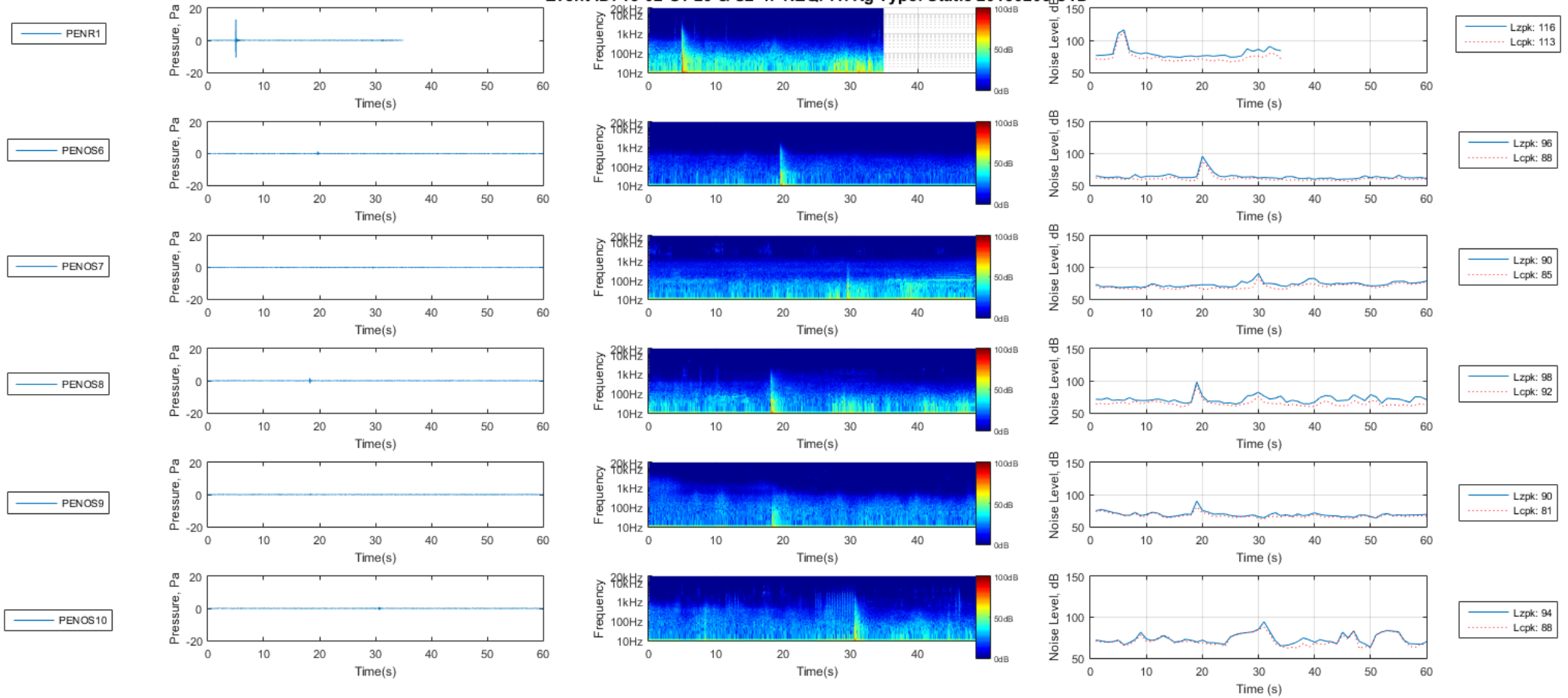


FIGURE 2.397: PEN_OS 6 - 10 15-02-S1-29 & S2-47

Event ID: 15-02-S1-29 & S2-47 NEQ: 7.7Kg Type: Static 20150205

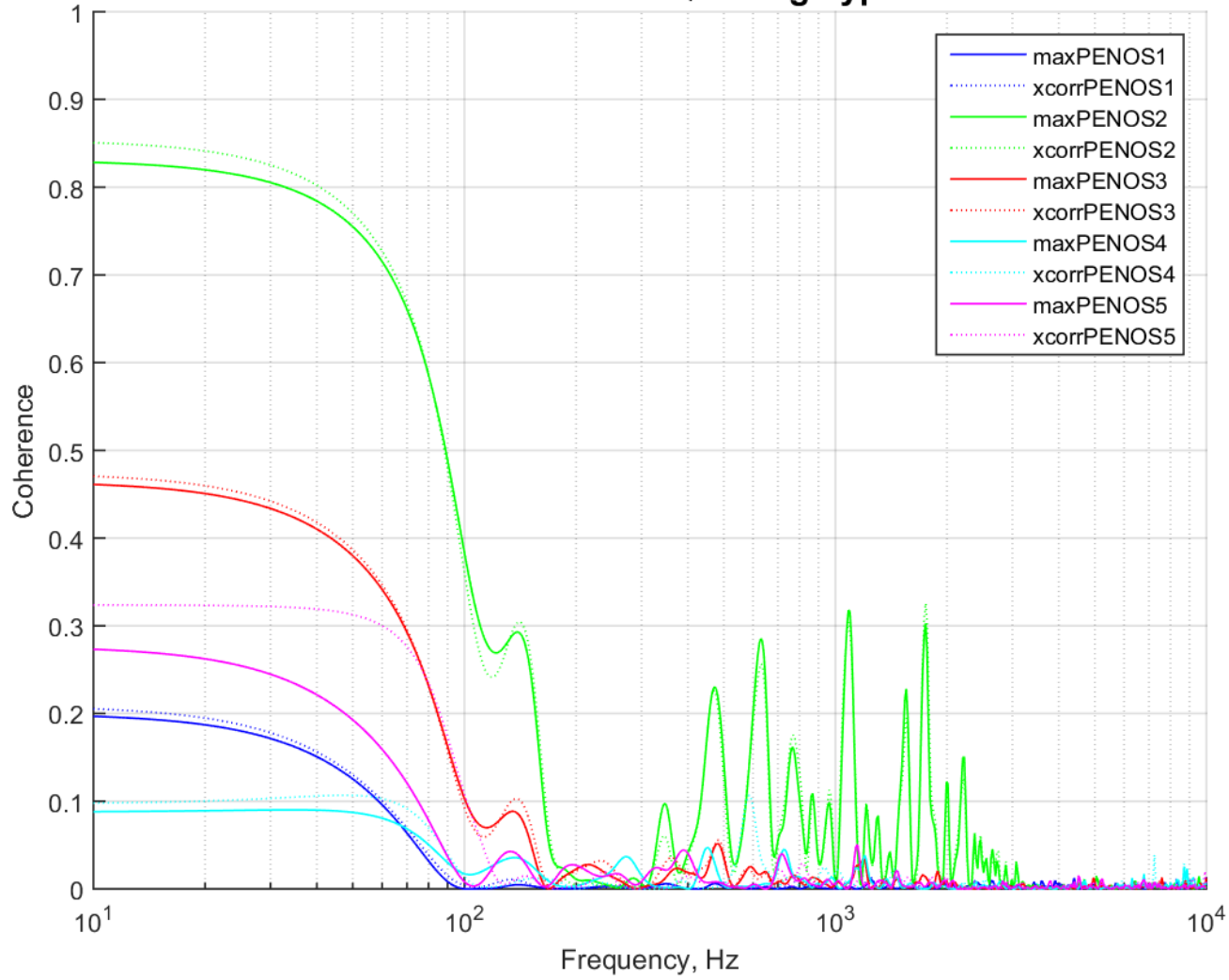


FIGURE 2.398: COHERENCE PEN_OS 1 - 5 15-02-S1-29 & S2-47

Event ID: 15-02-S1-29 & S2-47 NEQ: 7.7Kg Type: Static 20150205

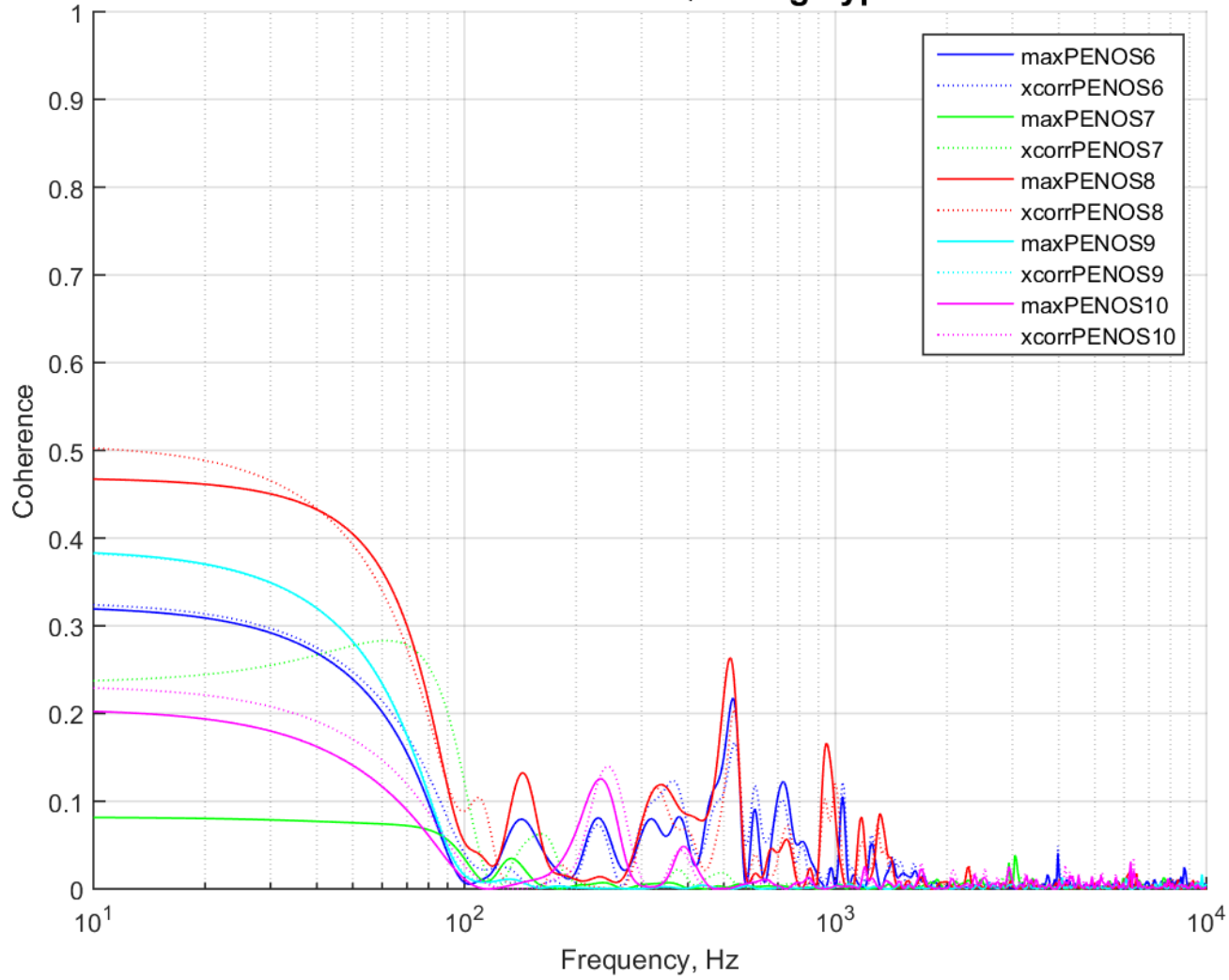


FIGURE 2.399: COHERENCE PEN_OS 6 - 10 15-02-S1-29 & S2-47CTD

Event ID: 15-02-S1-29 & S2-47 NEQ: 7.7Kg Type: Static 20150205

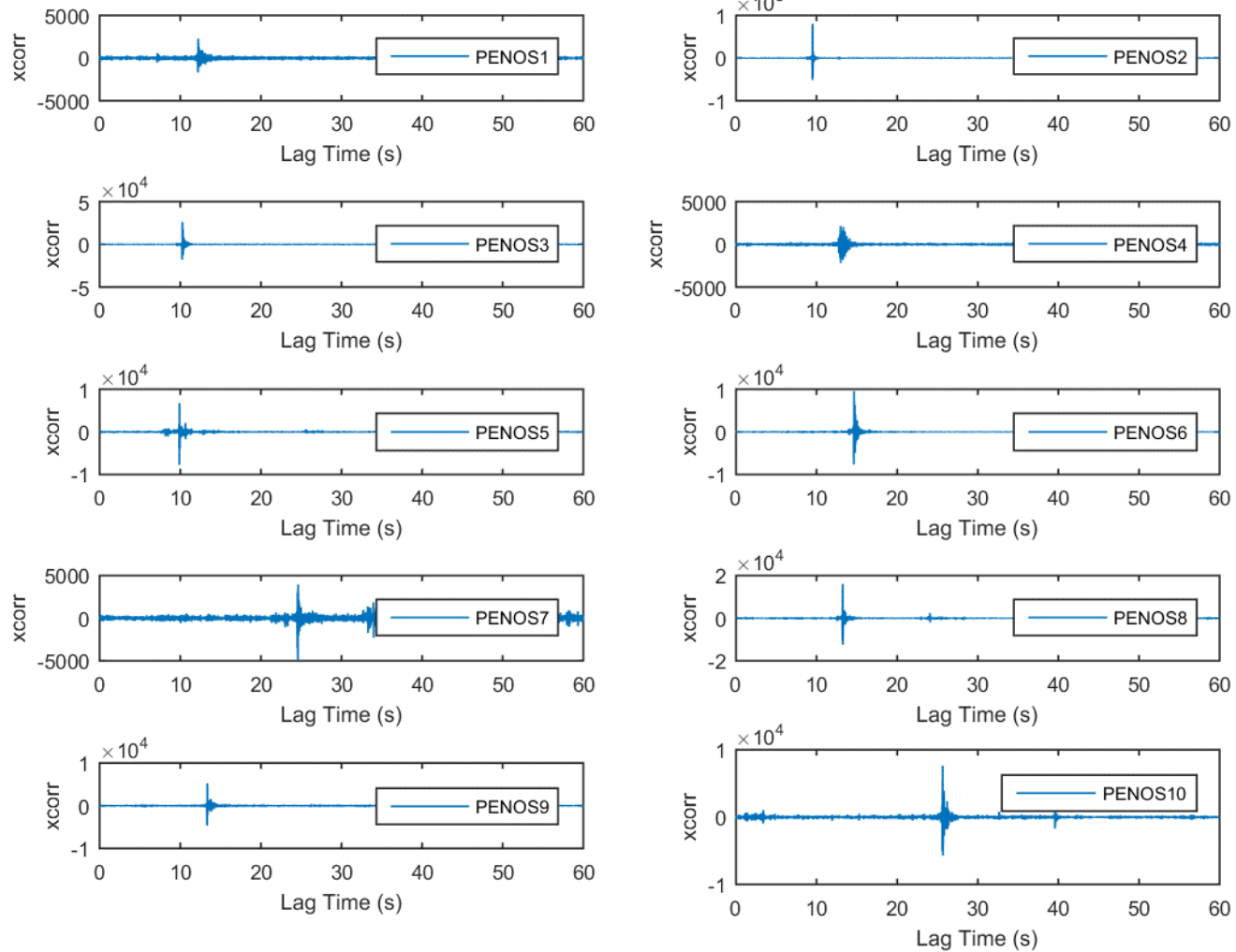


FIGURE 2.400: CROSS CORRELATION PEN_OS 1 - 10 15-02-S1-29 & S2-47

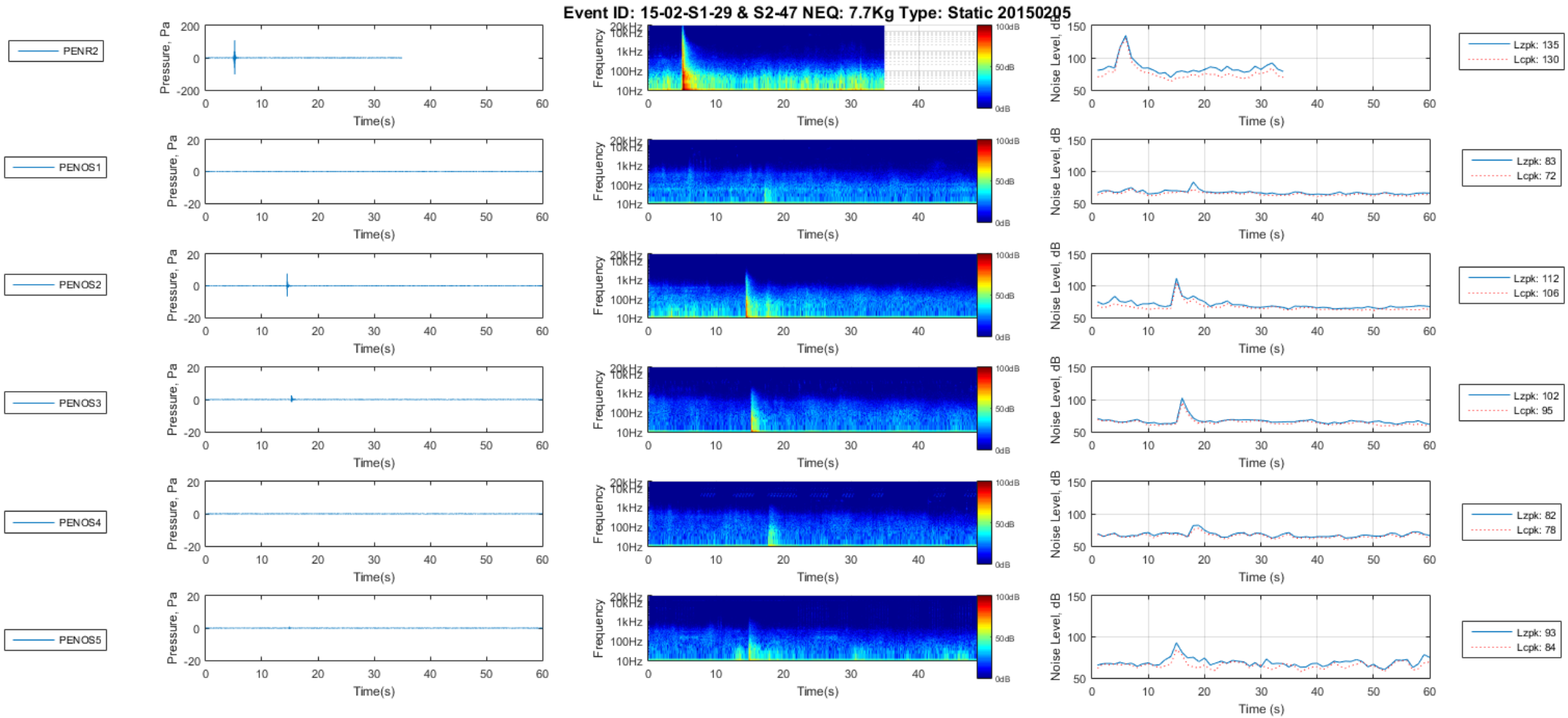


FIGURE 2.401: PEN_OS 1 - 5 15-02-S1-29 & S2-47

Event ID: 15-02-S1-29 & S2-47 NEQ: 7.7Kg Type: Static 20150205.CTD

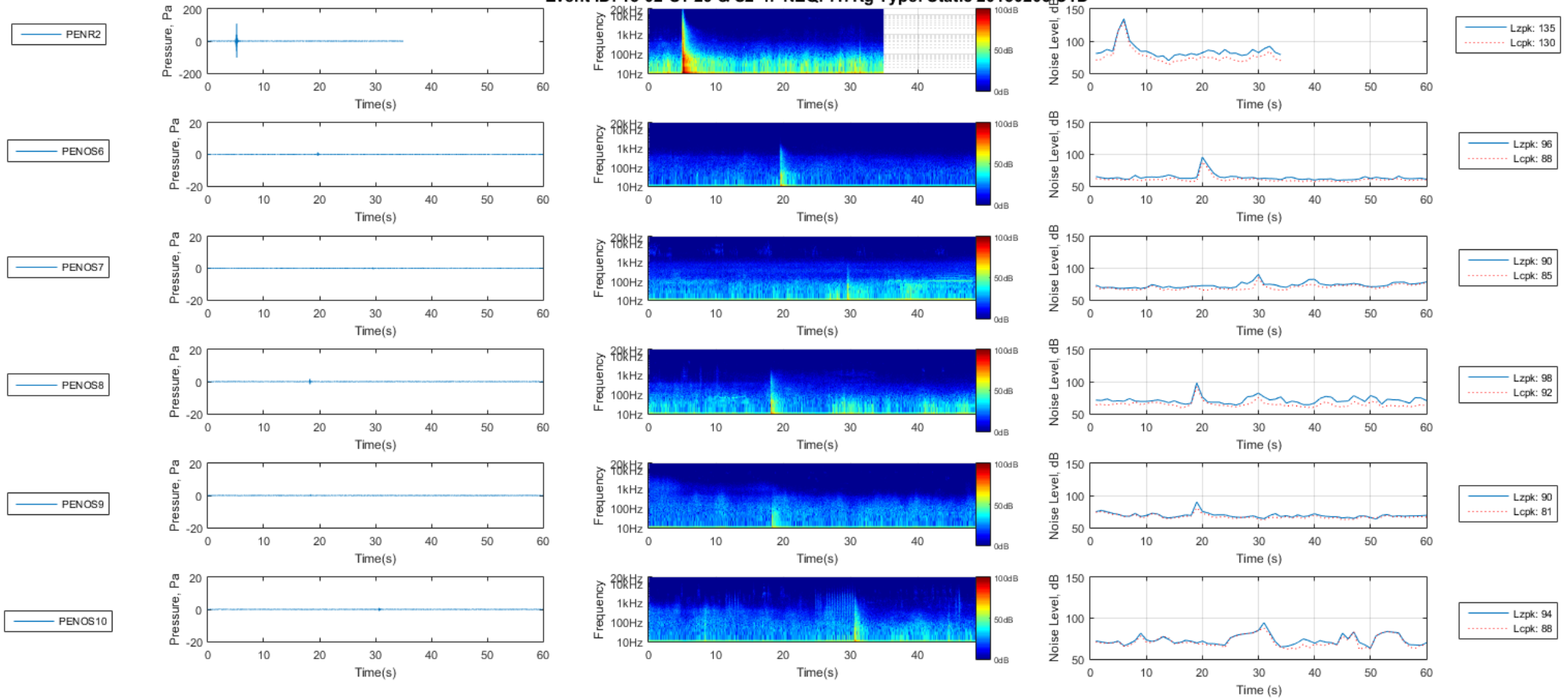


FIGURE 2.402: PEN_OS 6 - 10 15-02-S1-29 & S2-47

Event ID: 15-02-S1-29 & S2-47 NEQ: 7.7Kg Type: Static 20150205

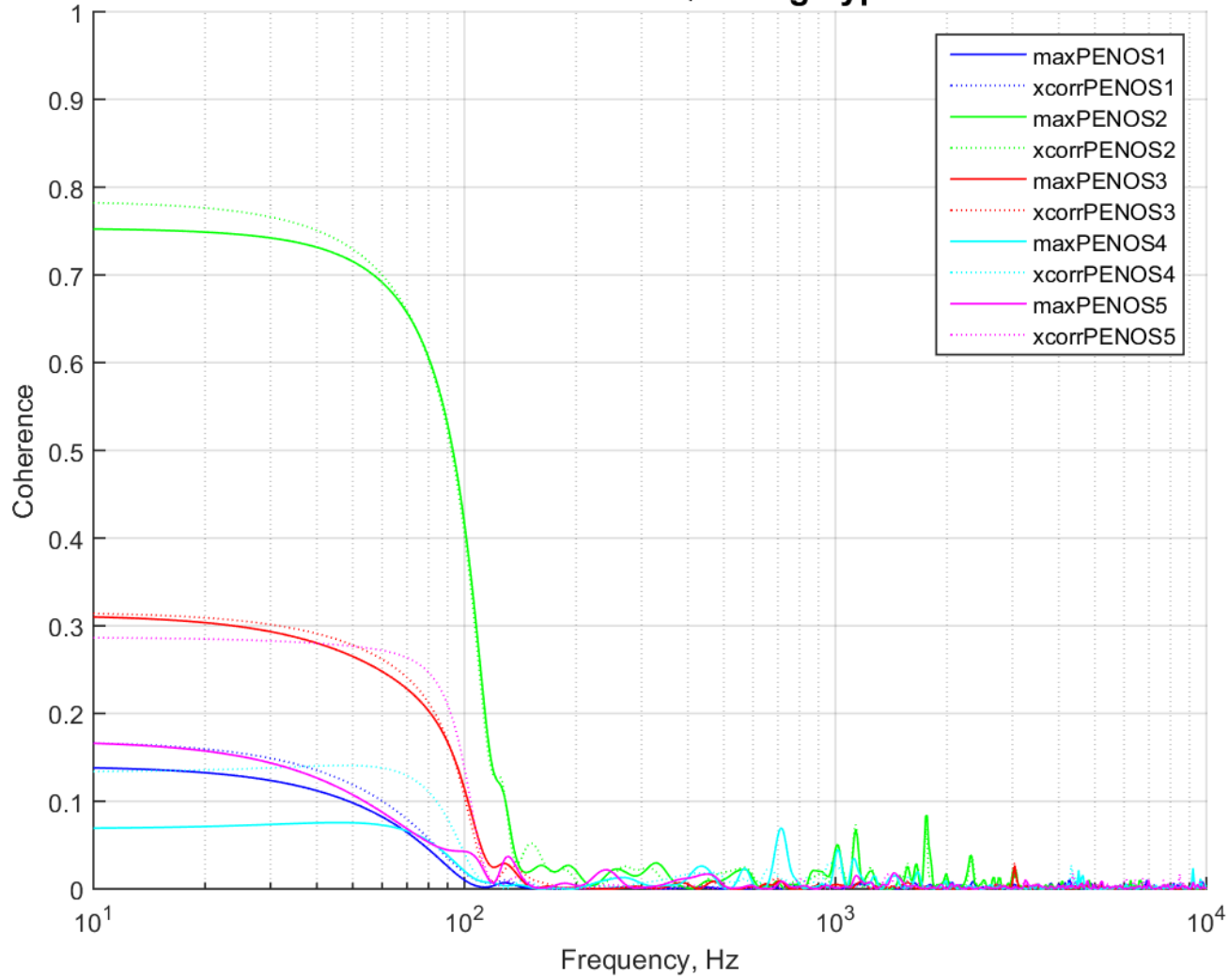


FIGURE 2.403: COHERENCE PEN_OS 1 - 5 15-02-S1-29 & S2-47

Event ID: 15-02-S1-29 & S2-47 NEQ: 7.7Kg Type: Static 20150205

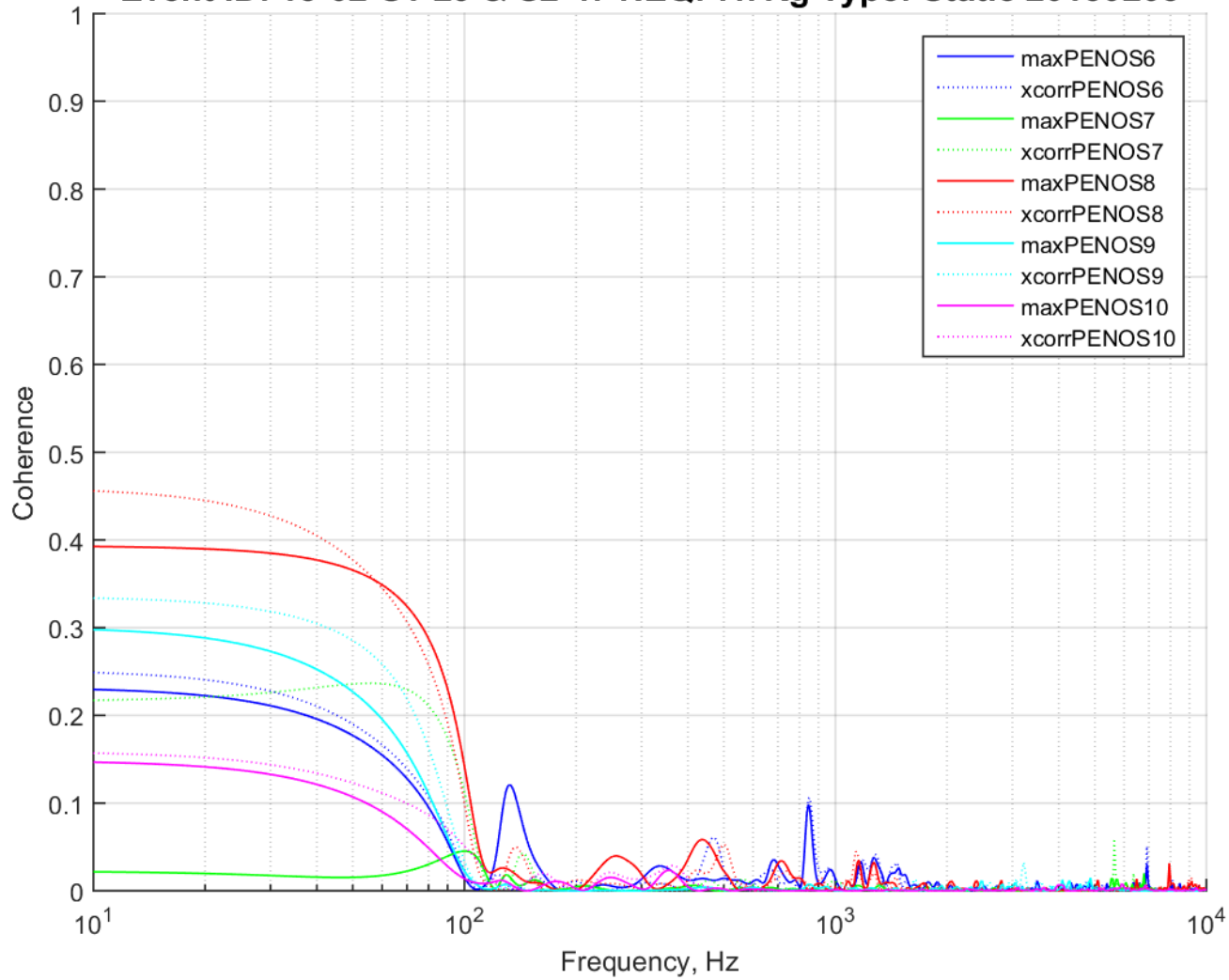


FIGURE 2.404: COHERENCE PEN_OS 6 - 10 15-02-S1-29 & S2-47CTD

Event ID: 15-02-S1-29 & S2-47 NEQ: 7.7Kg Type: Static 20150205

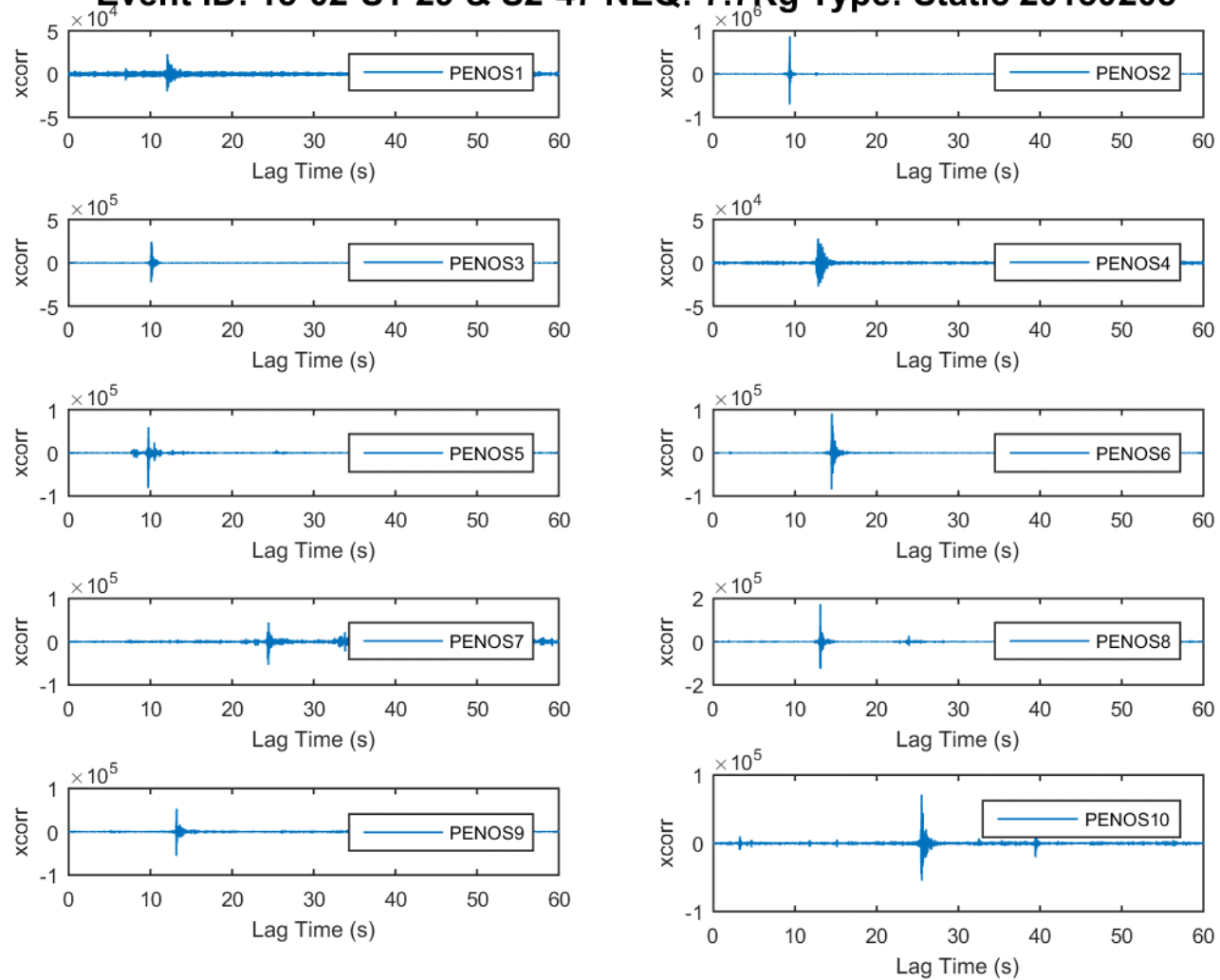


FIGURE 2.405: CROSS CORRELATION PEN_OS 1 - 10 15-02-S1-29 & S2-47

Event ID: 15-02-S1-30 & S2-50 NEQ: 7.7Kg Type: Static 20150205

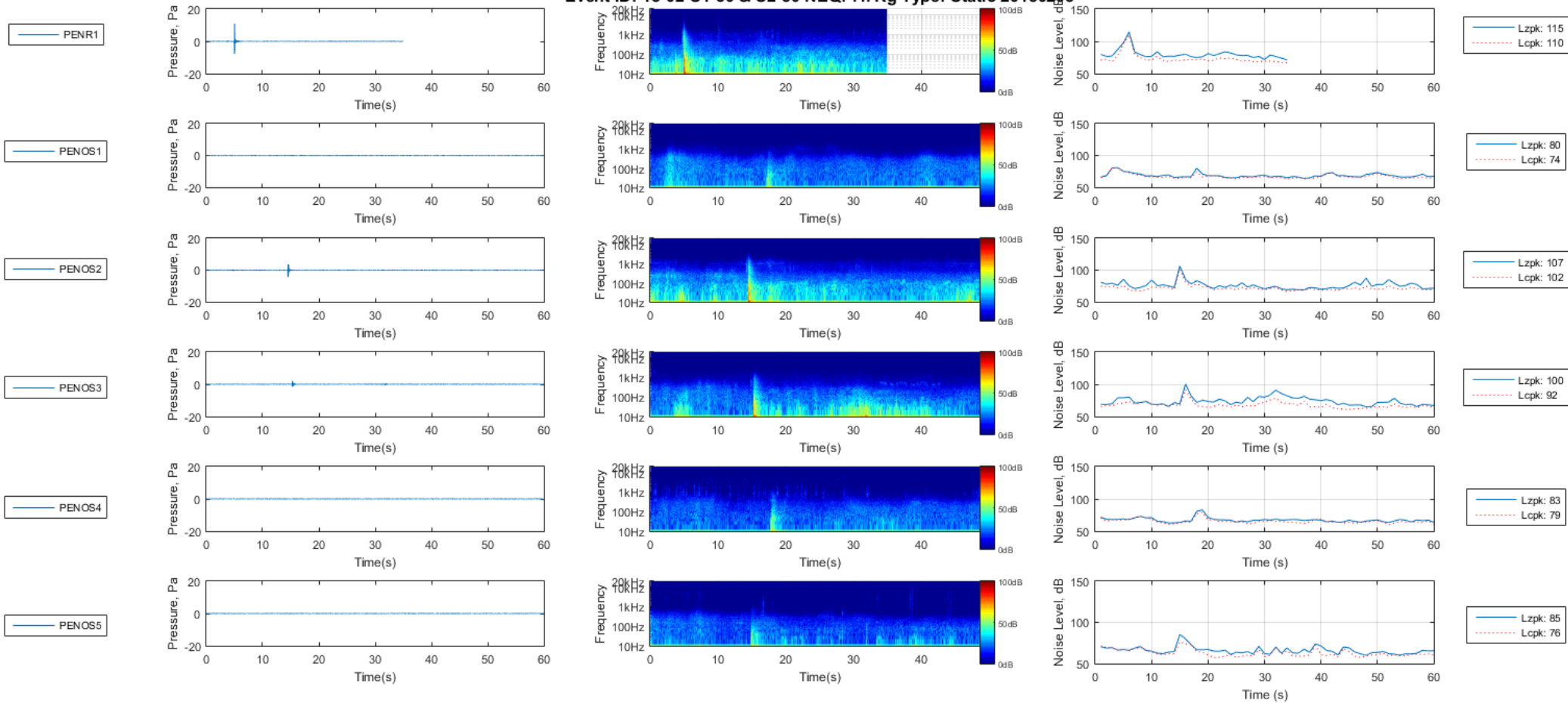


FIGURE 2.406: PEN_OS 1 - 5 15-02-S1-30 & S2-50

Event ID: 15-02-S1-30 & S2-50 NEQ: 7.7Kg Type: Static 20150205.CTD

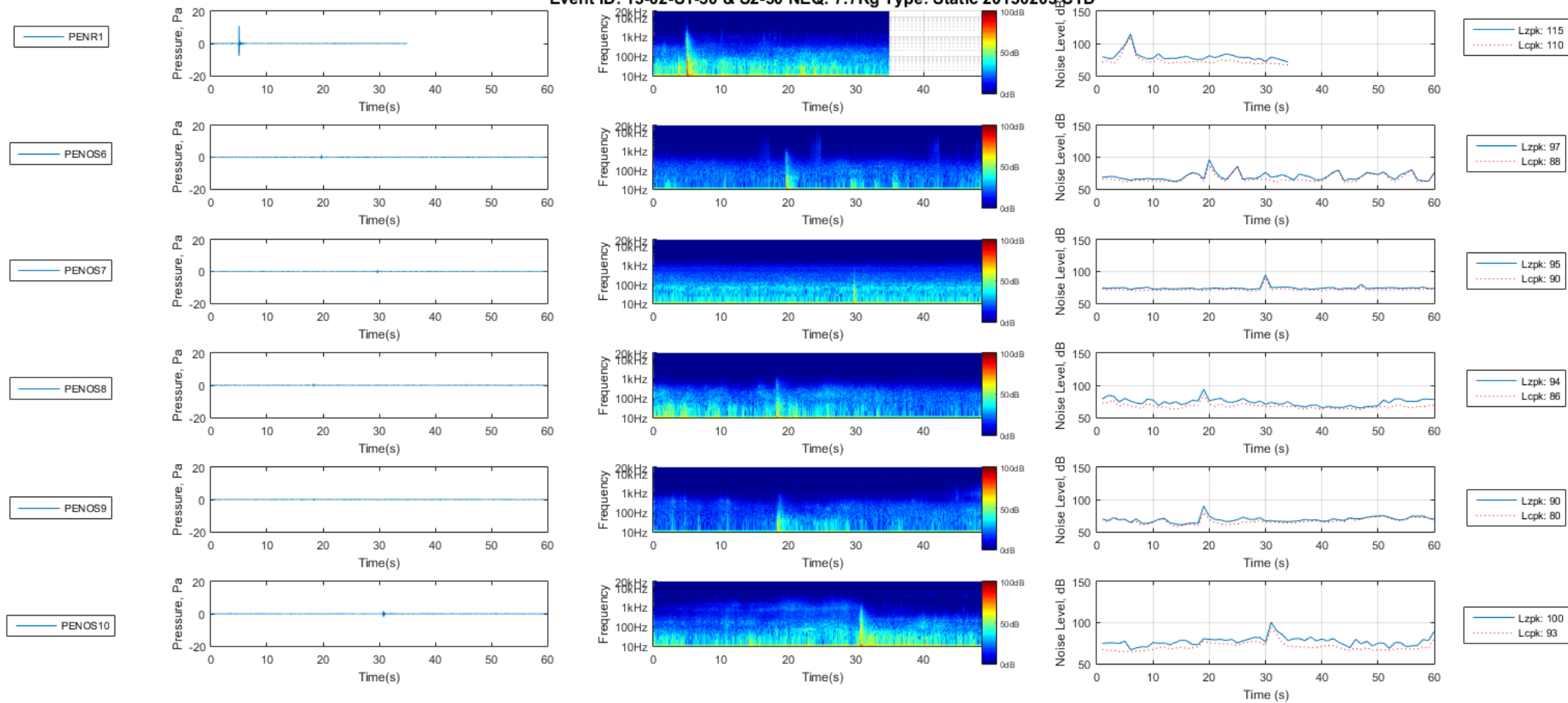


FIGURE 2.407: PEN_OS 6 - 10 15-02-S1-30 & S2-50

Event ID: 15-02-S1-30 & S2-50 NEQ: 7.7Kg Type: Static 20150205

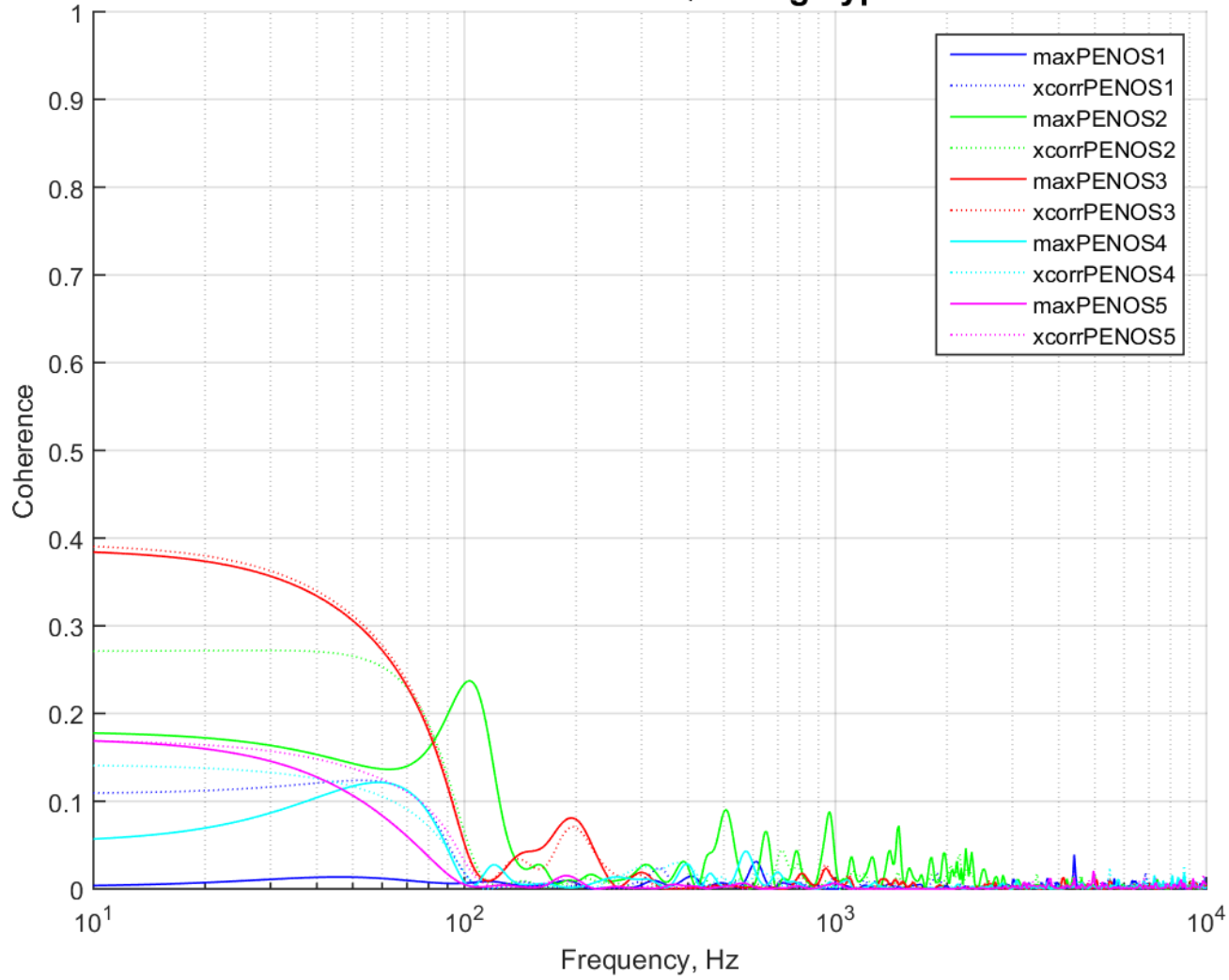


FIGURE 2.408: COHERENCE PEN_OS 1 - 5 15-02-S1-30 & S2-50

Event ID: 15-02-S1-30 & S2-50 NEQ: 7.7Kg Type: Static 20150205

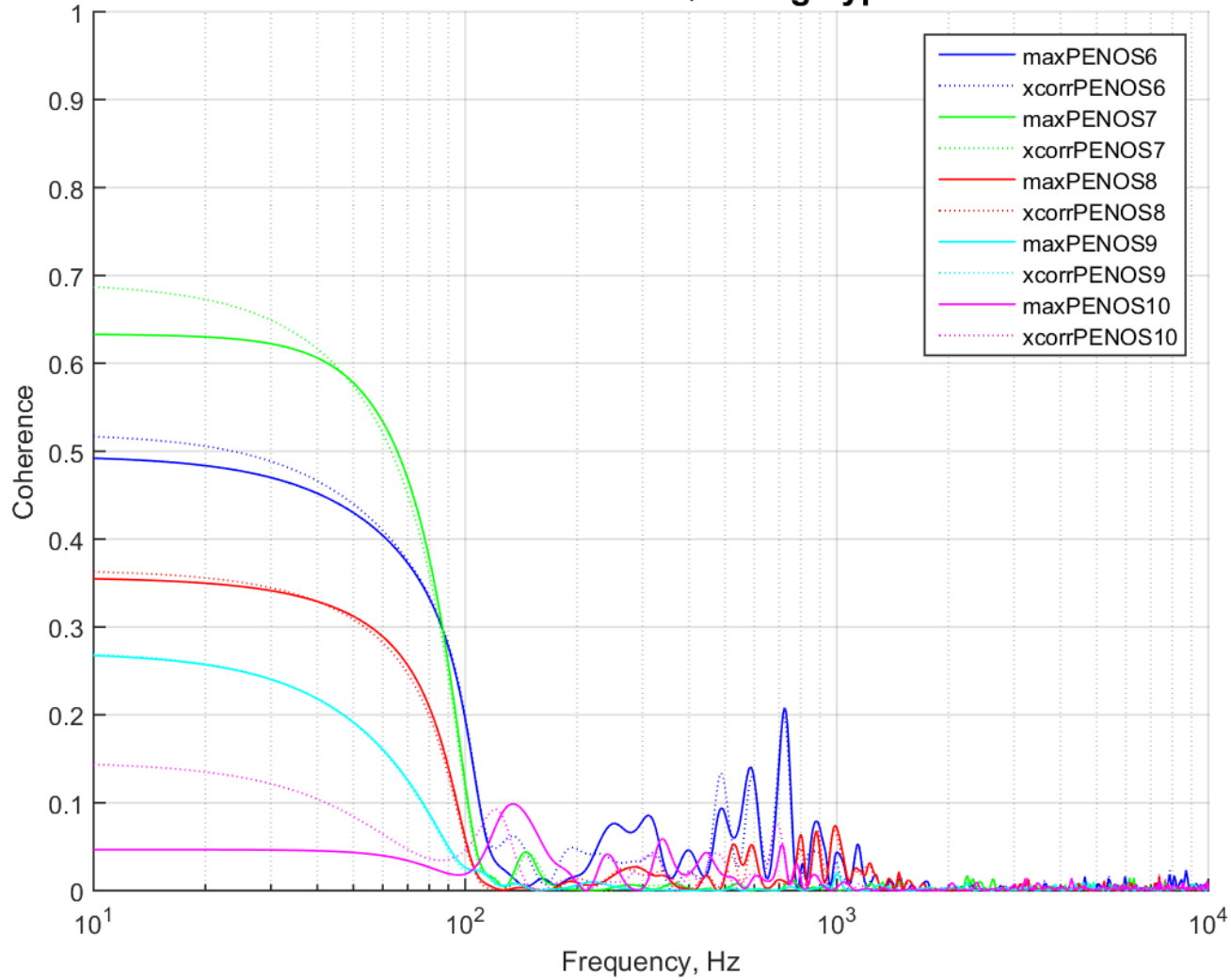


FIGURE 2.409: COHERENCE PEN_OS 6 - 10 15-02-S1-30 & S2-50CTD

Event ID: 15-02-S1-30 & S2-50 NEQ: 7.7Kg Type: Static 20150205

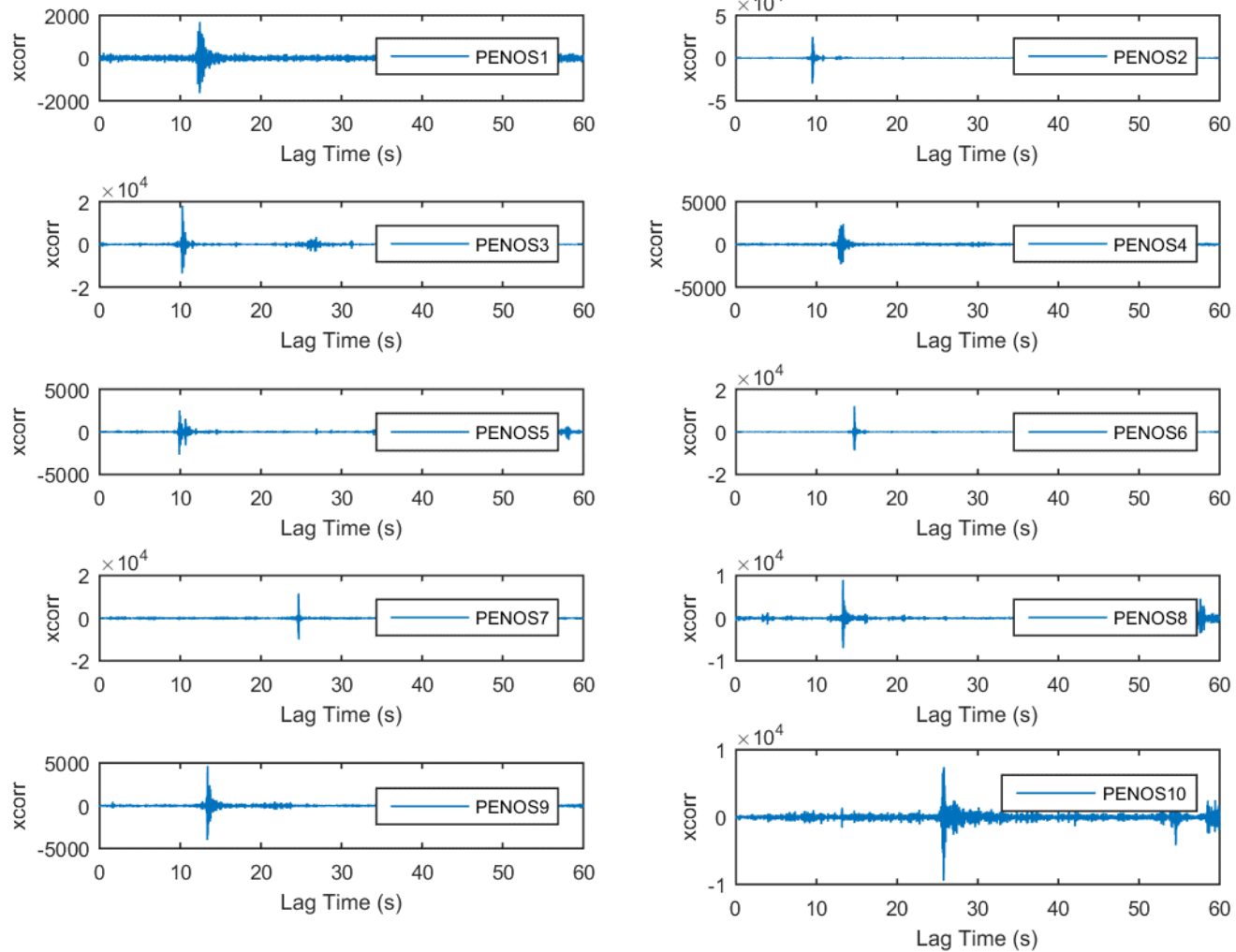


FIGURE 2.410: CROSS CORRELATION PEN_OS 1 - 10 15-02-S1-30 & S2-50

Event ID: 15-02-S1-30 & S2-50 NEQ: 7.7Kg Type: Static 20150205

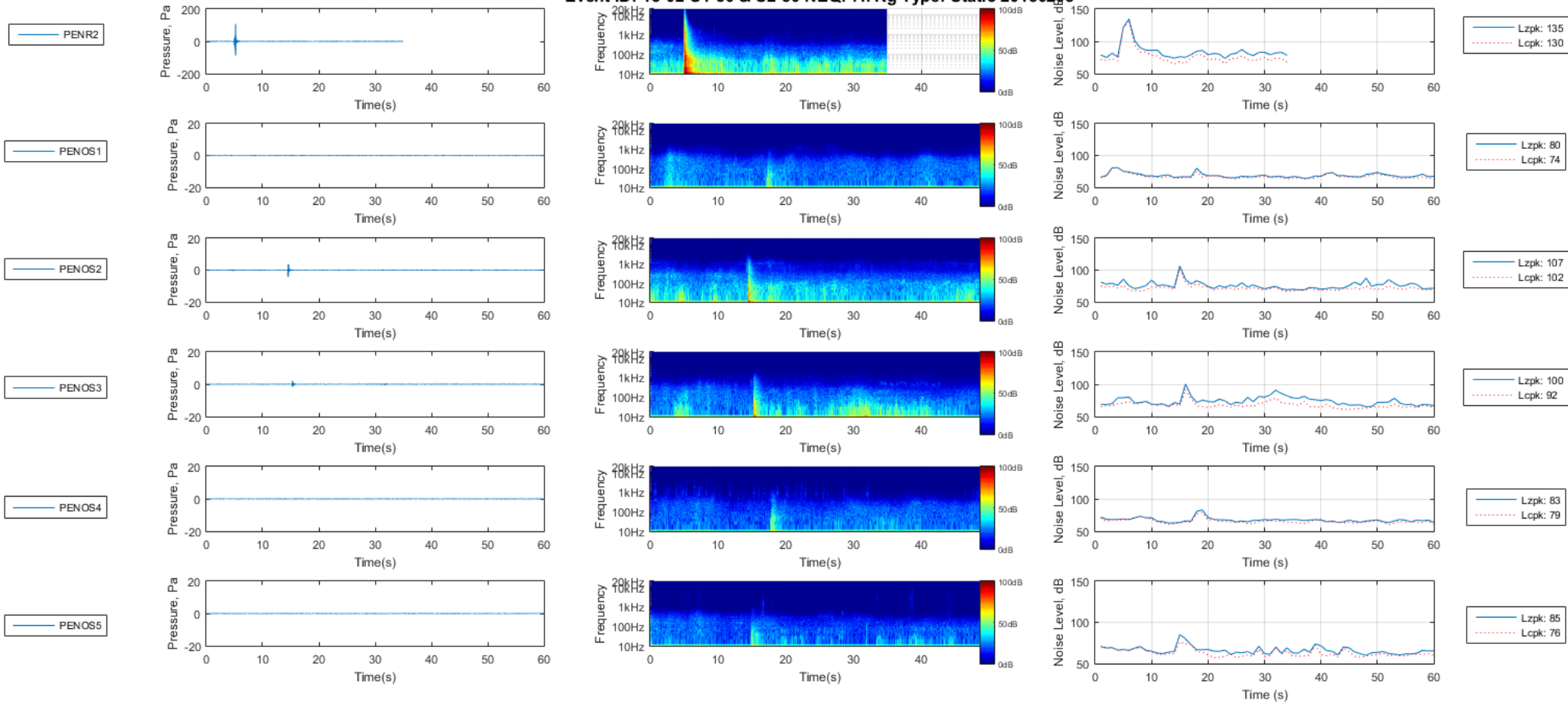


FIGURE 2.411: PEN_OS 1 - 5 15-02-S1-30 & S2-50

Event ID: 15-02-S1-30 & S2-50 NEQ: 7.7Kg Type: Static 20150205.CTD

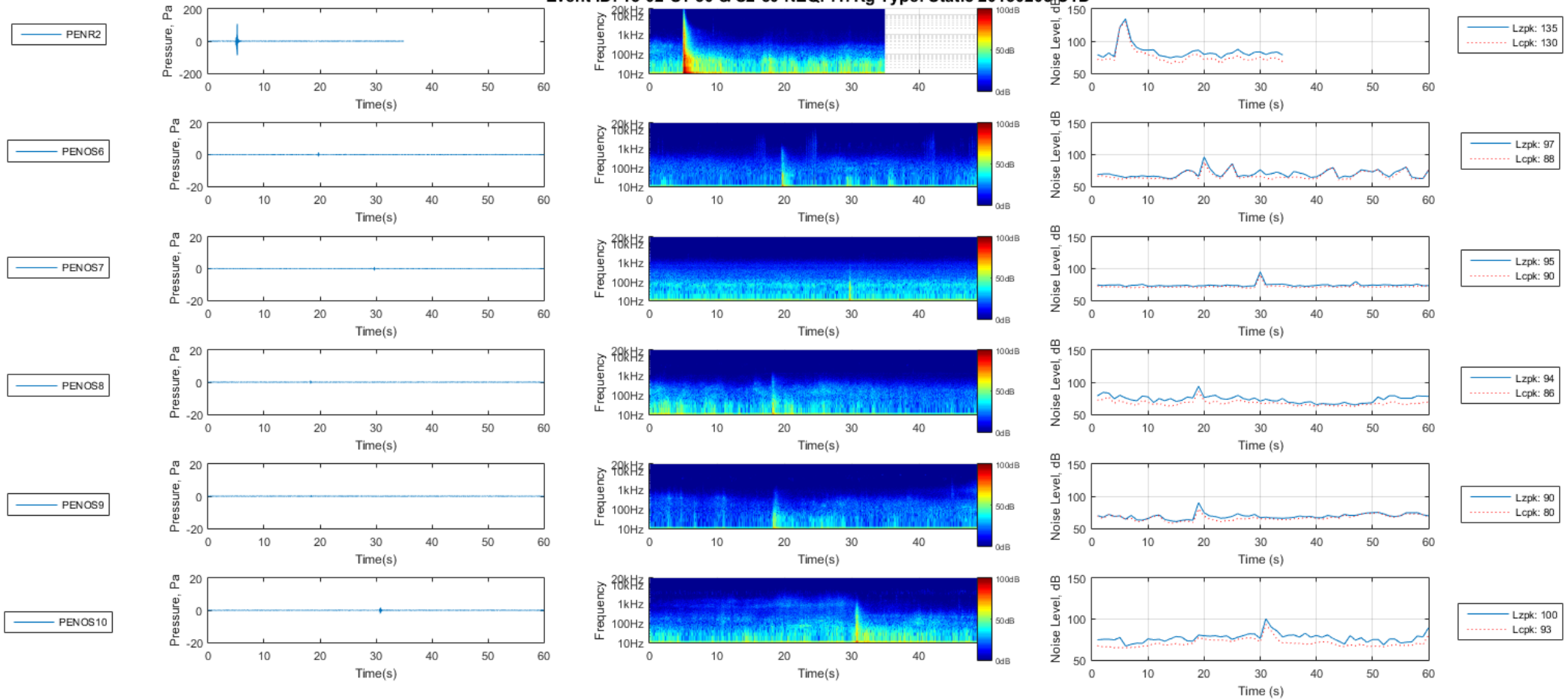


FIGURE 2.412: PEN_OS 6 - 10 15-02-S1-30 & S2-50

Event ID: 15-02-S1-30 & S2-50 NEQ: 7.7Kg Type: Static 20150205

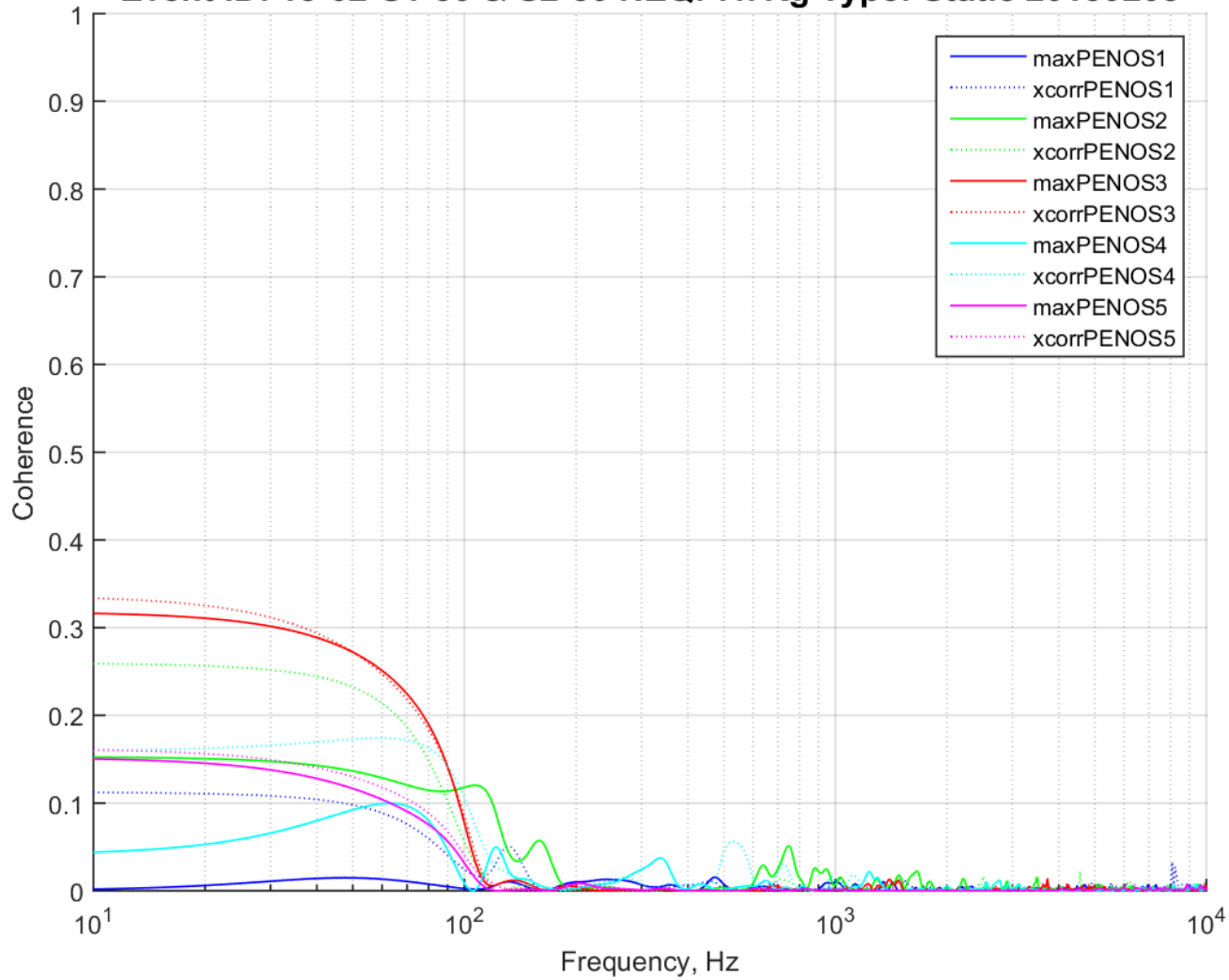


FIGURE 2.413: COHERENCE PEN_OS 1 - 5 15-02-S1-30 & S2-50

Event ID: 15-02-S1-30 & S2-50 NEQ: 7.7Kg Type: Static 20150205

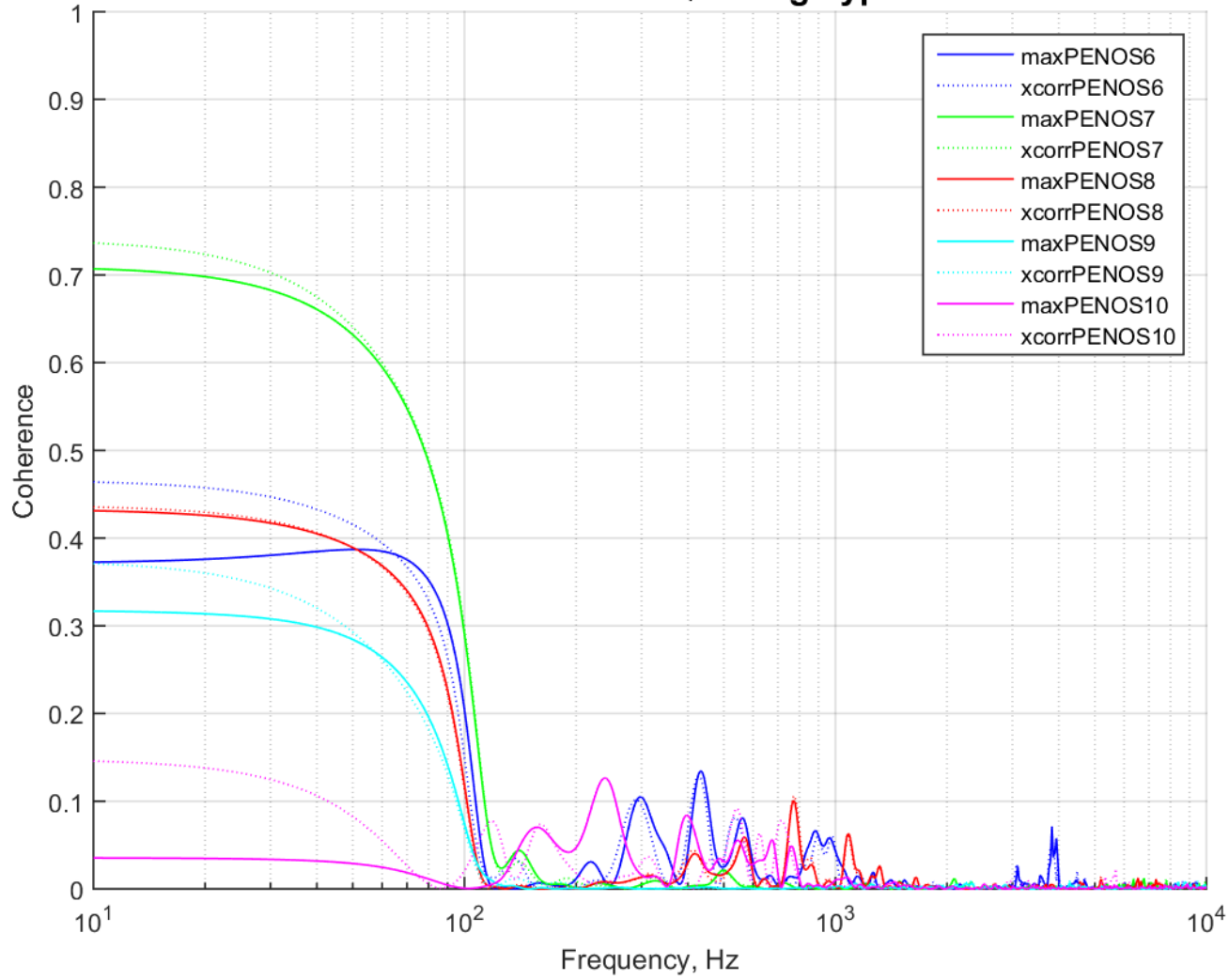


FIGURE 2.414: COHERENCE PEN_OS 6 - 10 15-02-S1-30 & S2-50CTD

Event ID: 15-02-S1-30 & S2-50 NEQ: 7.7Kg Type: Static 20150205

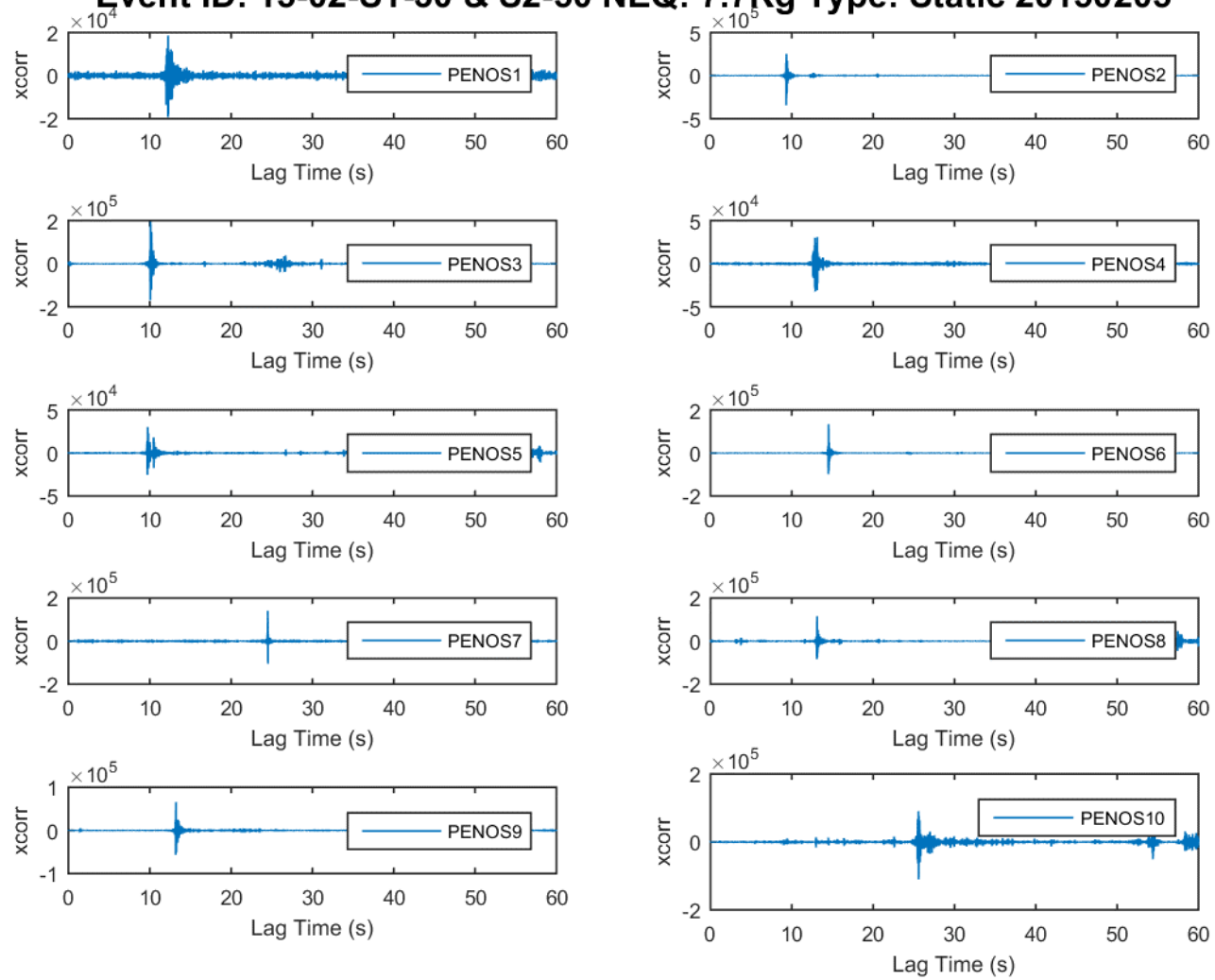


FIGURE 2.415: CROSS CORRELATION PEN_OS 1 - 10 15-02-S1-30 & S2-50

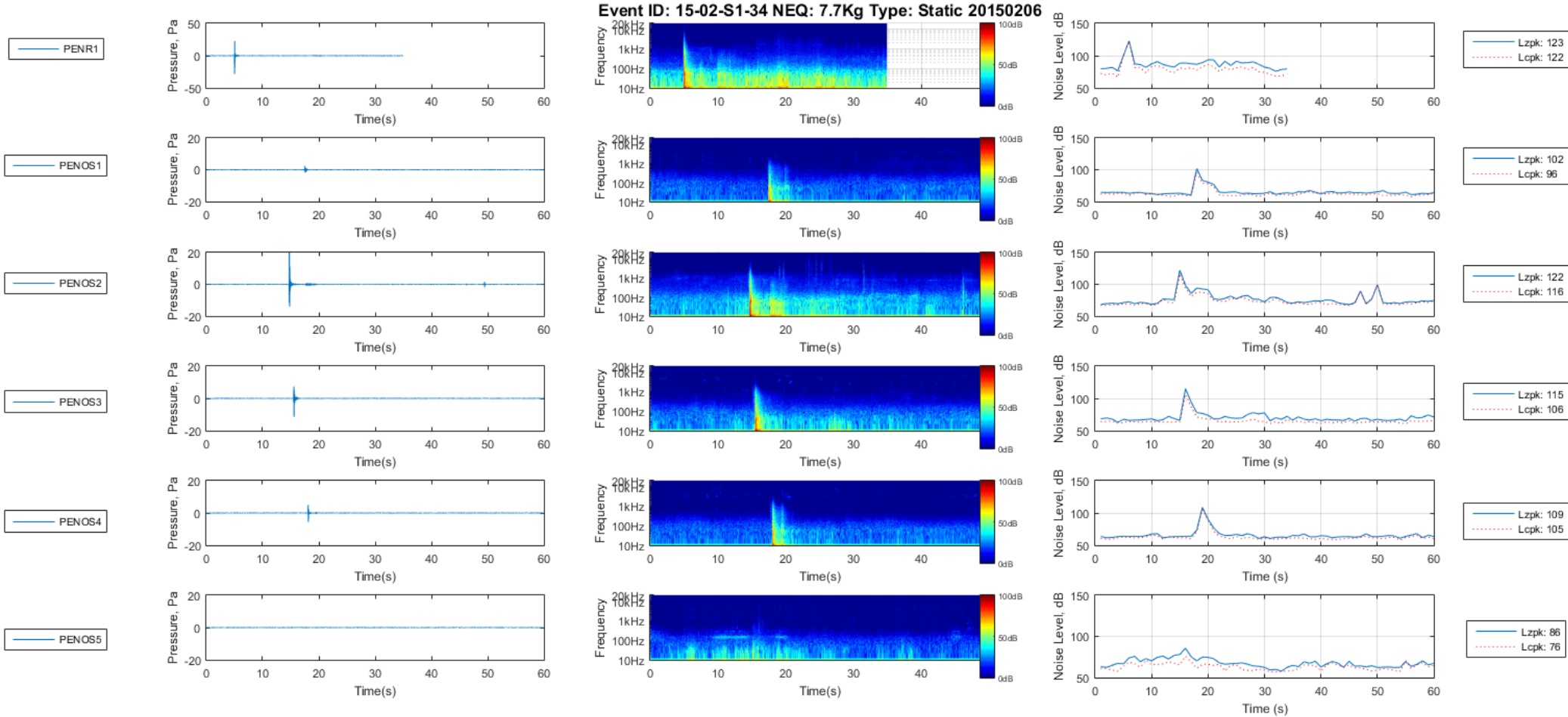


FIGURE 2.416: PEN_OS 1 - 5 15-02-S1-34

Event ID: 15-02-S1-34 NEQ: 7.7Kg Type: Static 20150206 CTD

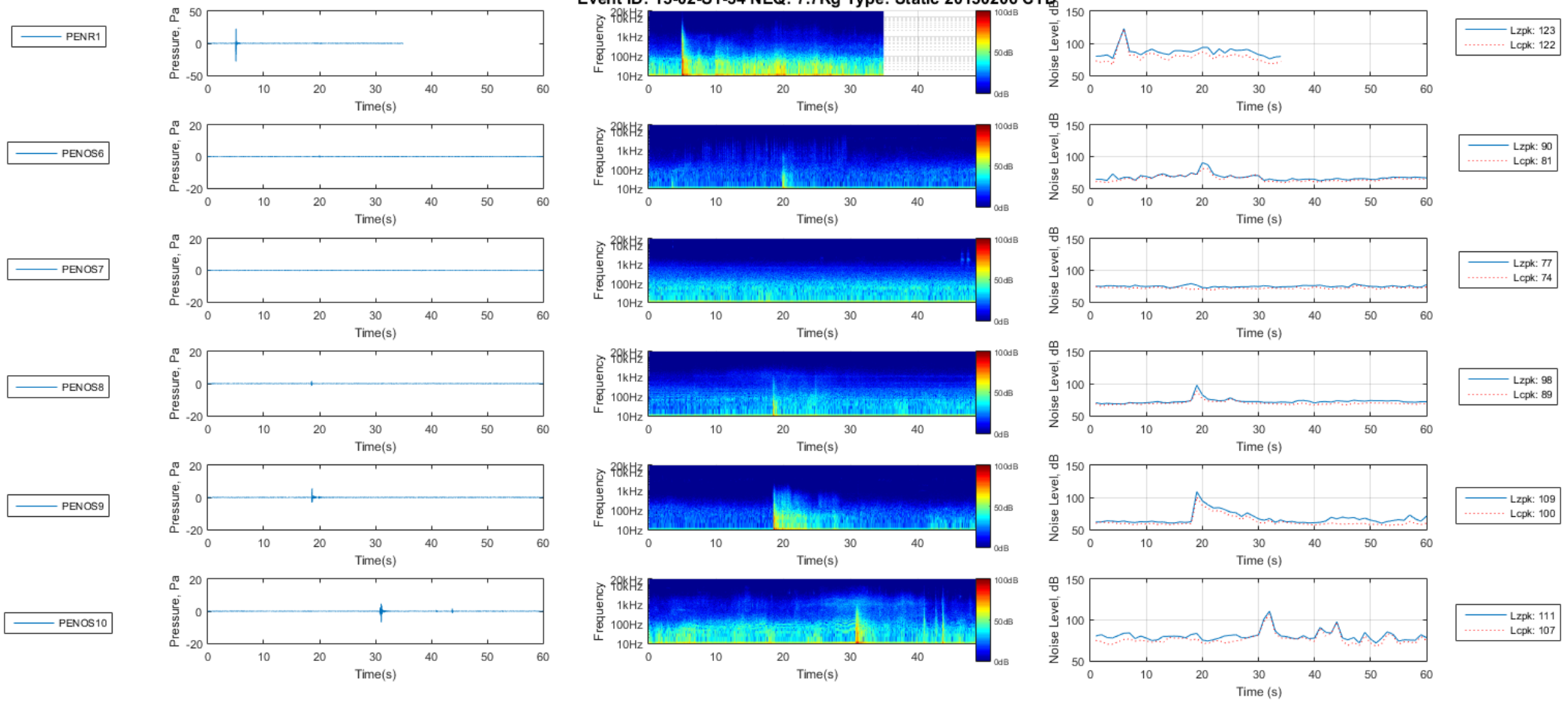


FIGURE 2.417: PEN_OS 6 - 10 15-02-S1-34

Event ID: 15-02-S1-34 NEQ: 7.7Kg Type: Static 20150206

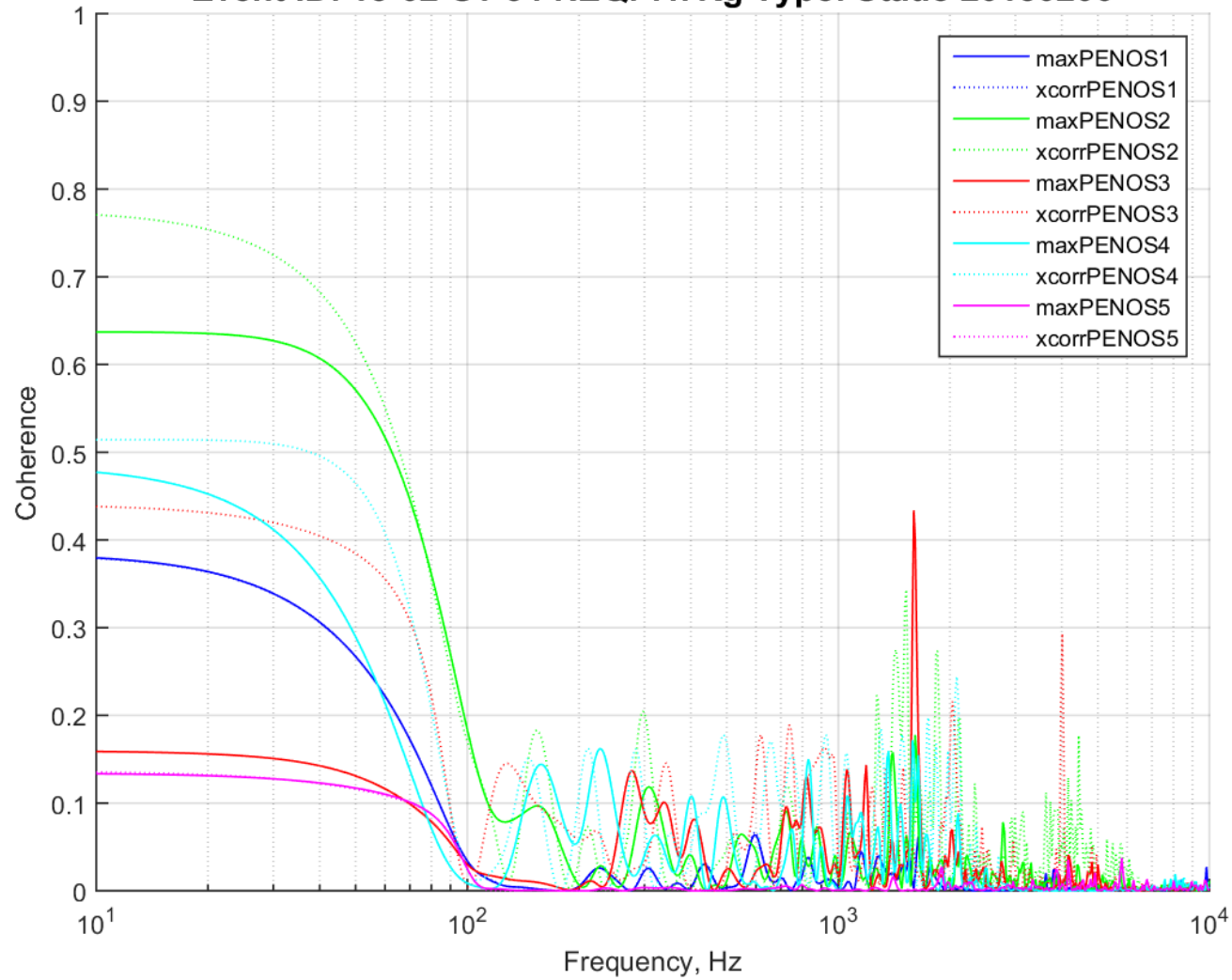


FIGURE 2.418: COHERENCE PEN_OS 1 - 5 15-02-S1-34

Event ID: 15-02-S1-34 NEQ: 7.7Kg Type: Static 20150206

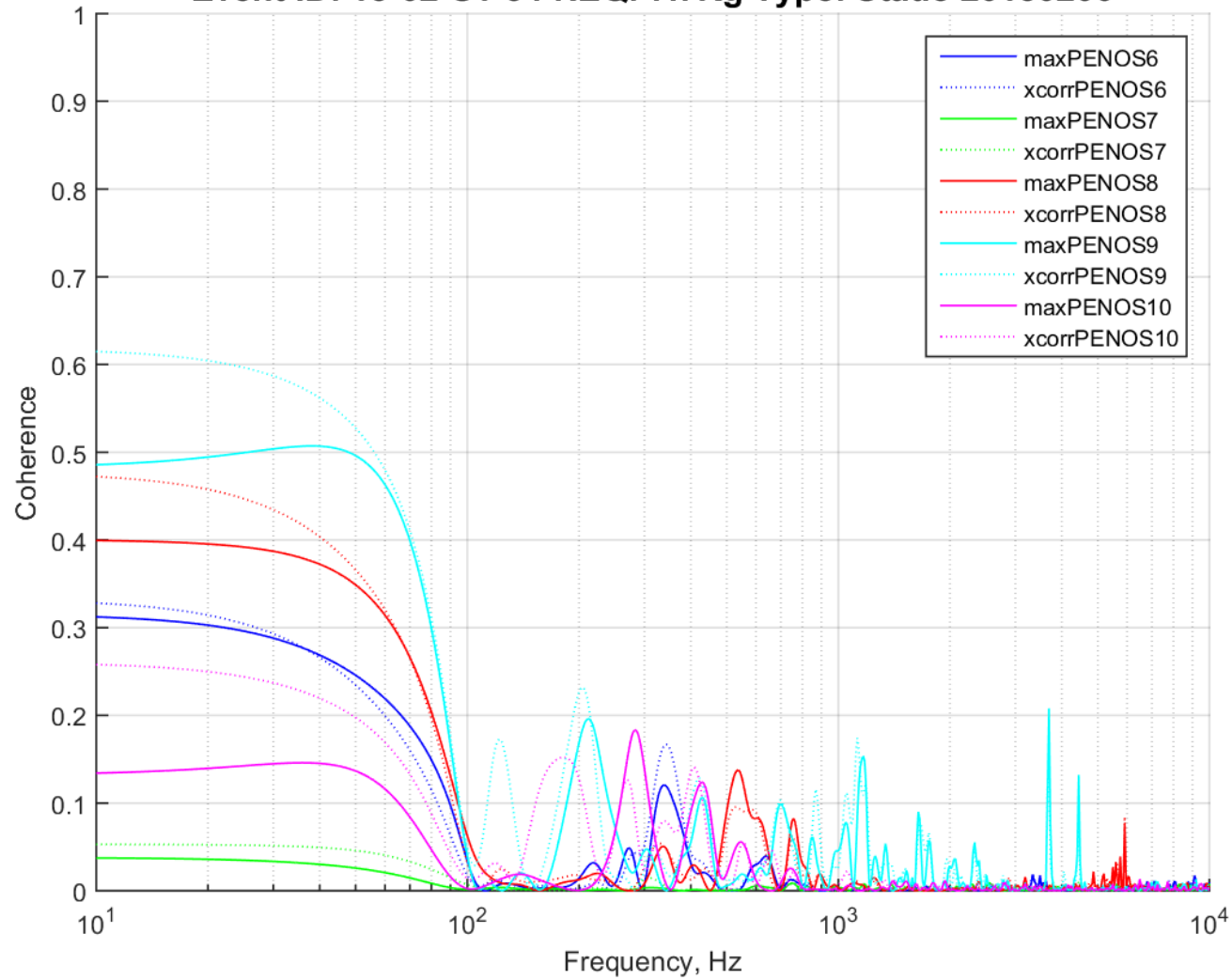


FIGURE 2.419: COHERENCE PEN_OS 6 - 10 15-02-S1-34CTD

Event ID: 15-02-S1-34 NEQ: 7.7Kg Type: Static 20150206

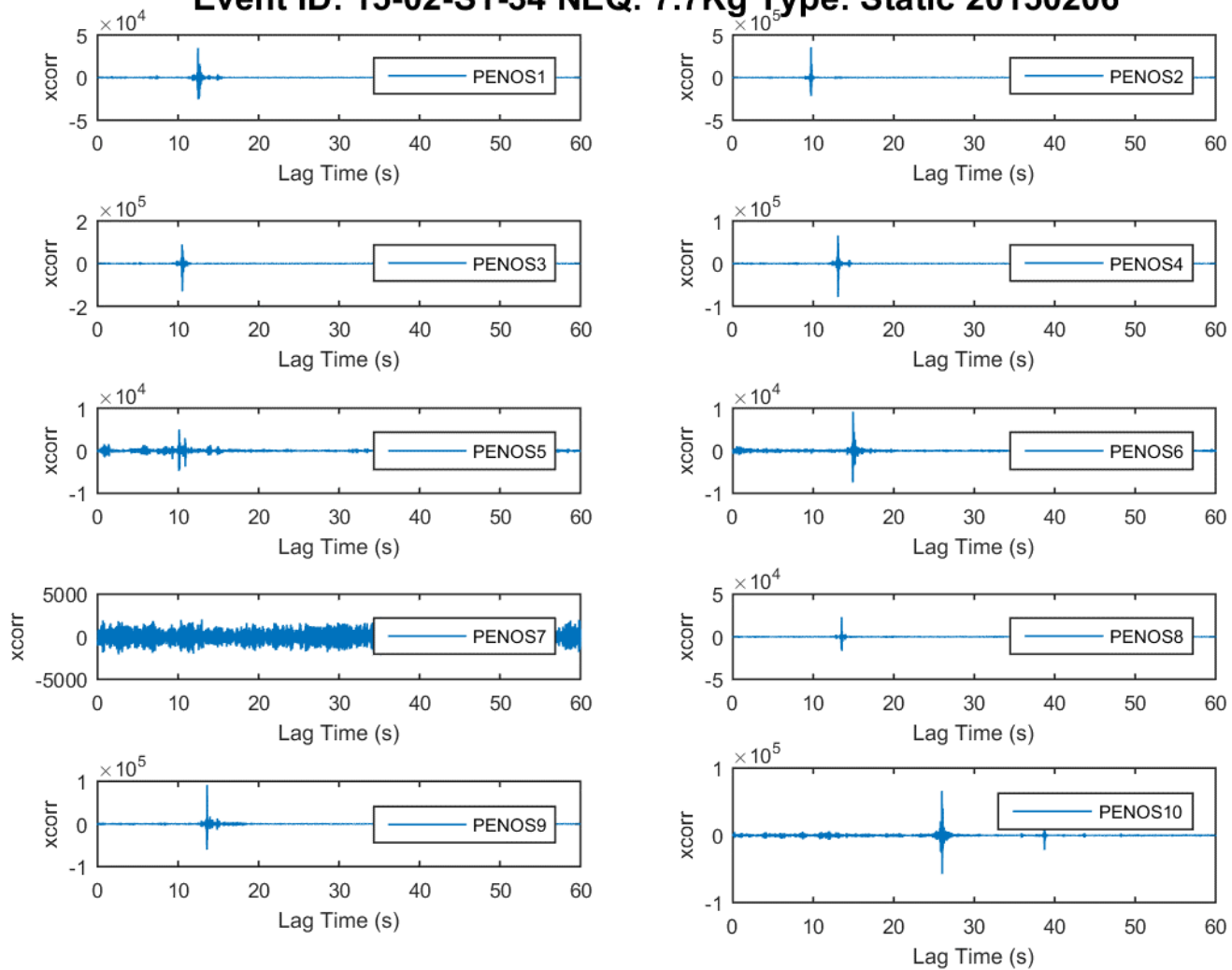


FIGURE 2.420: CROSS CORRELATION PEN_OS 1 - 10 15-02-S1-34

Event ID: 15-02-S1-34 NEQ: 7.7Kg Type: Static 20150206

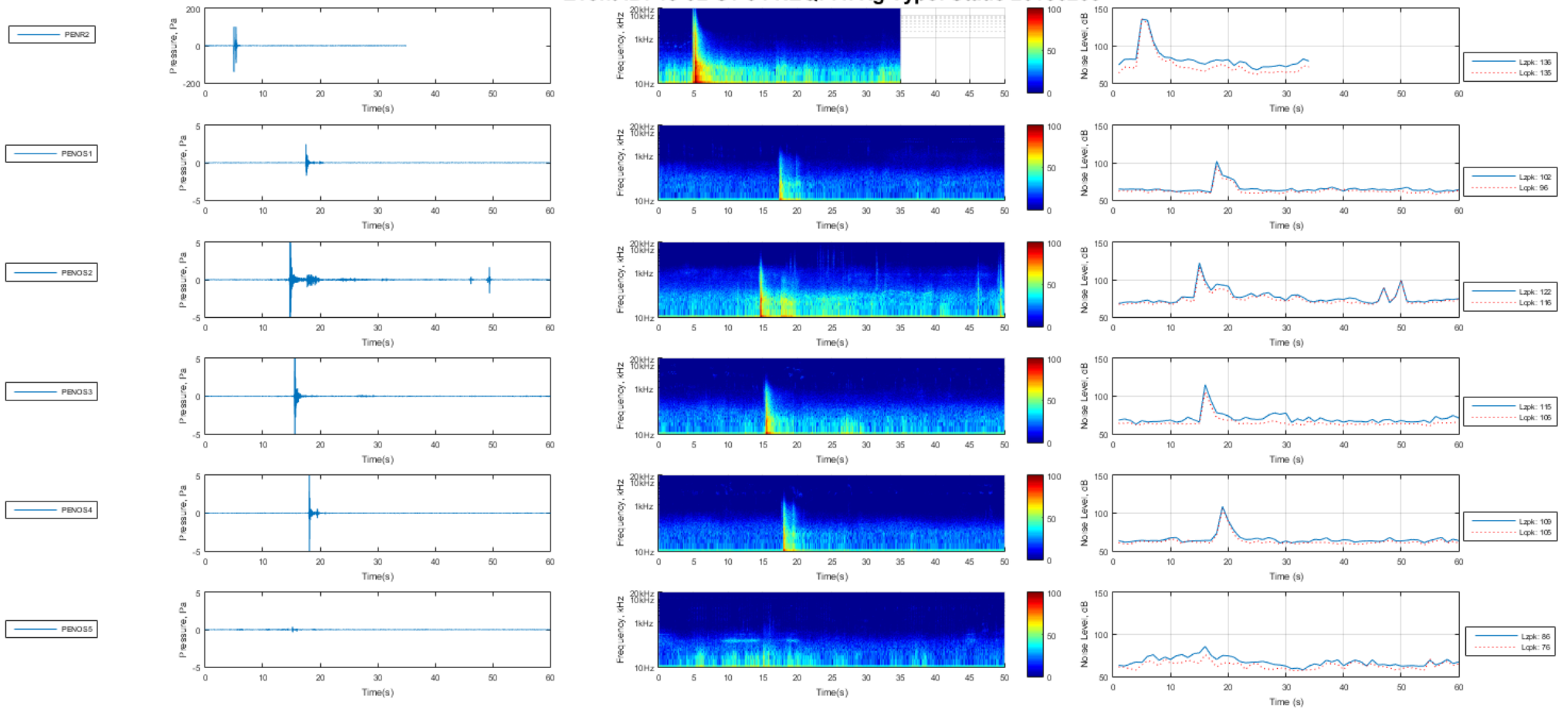


FIGURE 2.421: PEN_OS 1 - 5 15-02-S1-34

Event ID: 15-02-S1-34 NEQ: 7.7Kg Type: Static 20150206 CTD

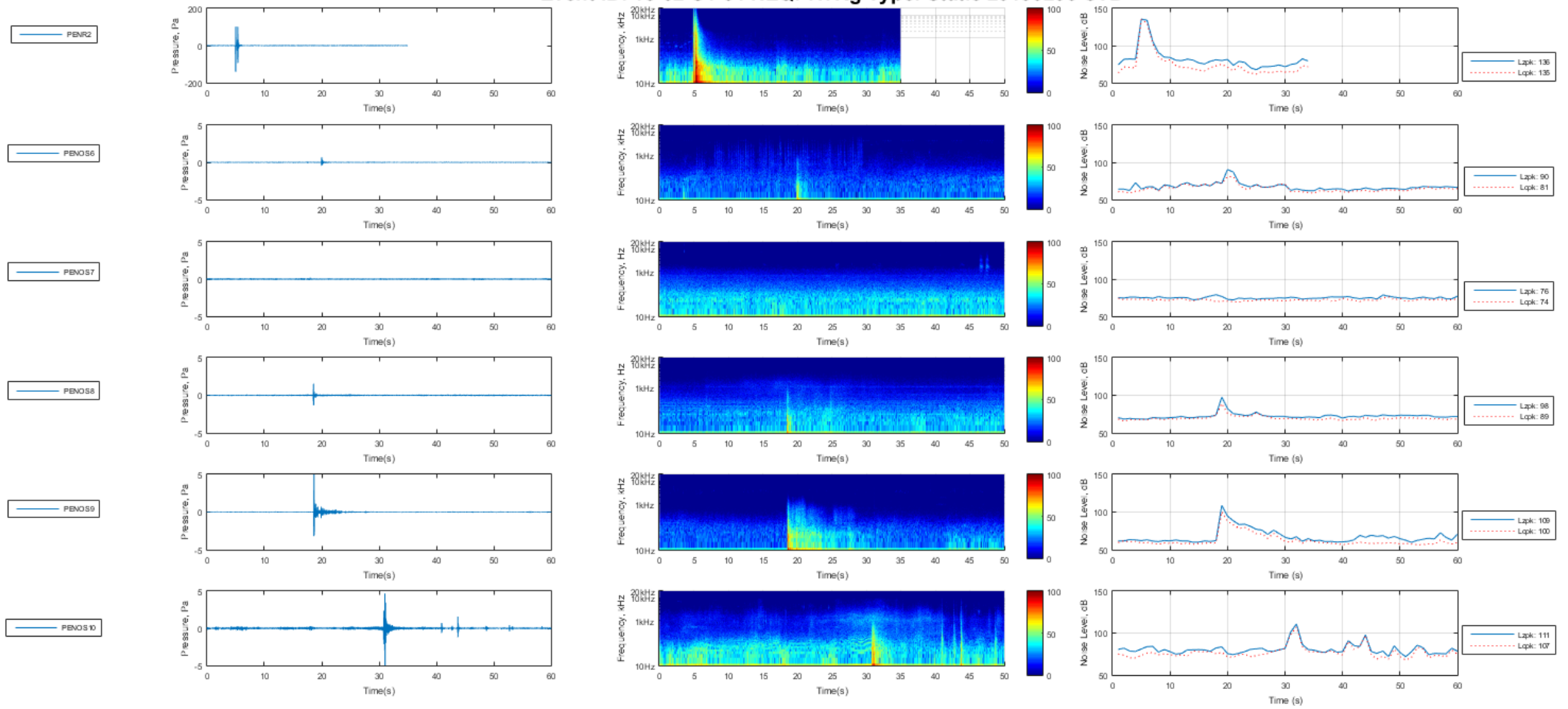


FIGURE 2.422: PEN_OS 6 - 10 15-02-S1-34

Event ID: 15-02-S1-34 NEQ: 7.7Kg Type: Static 20150206

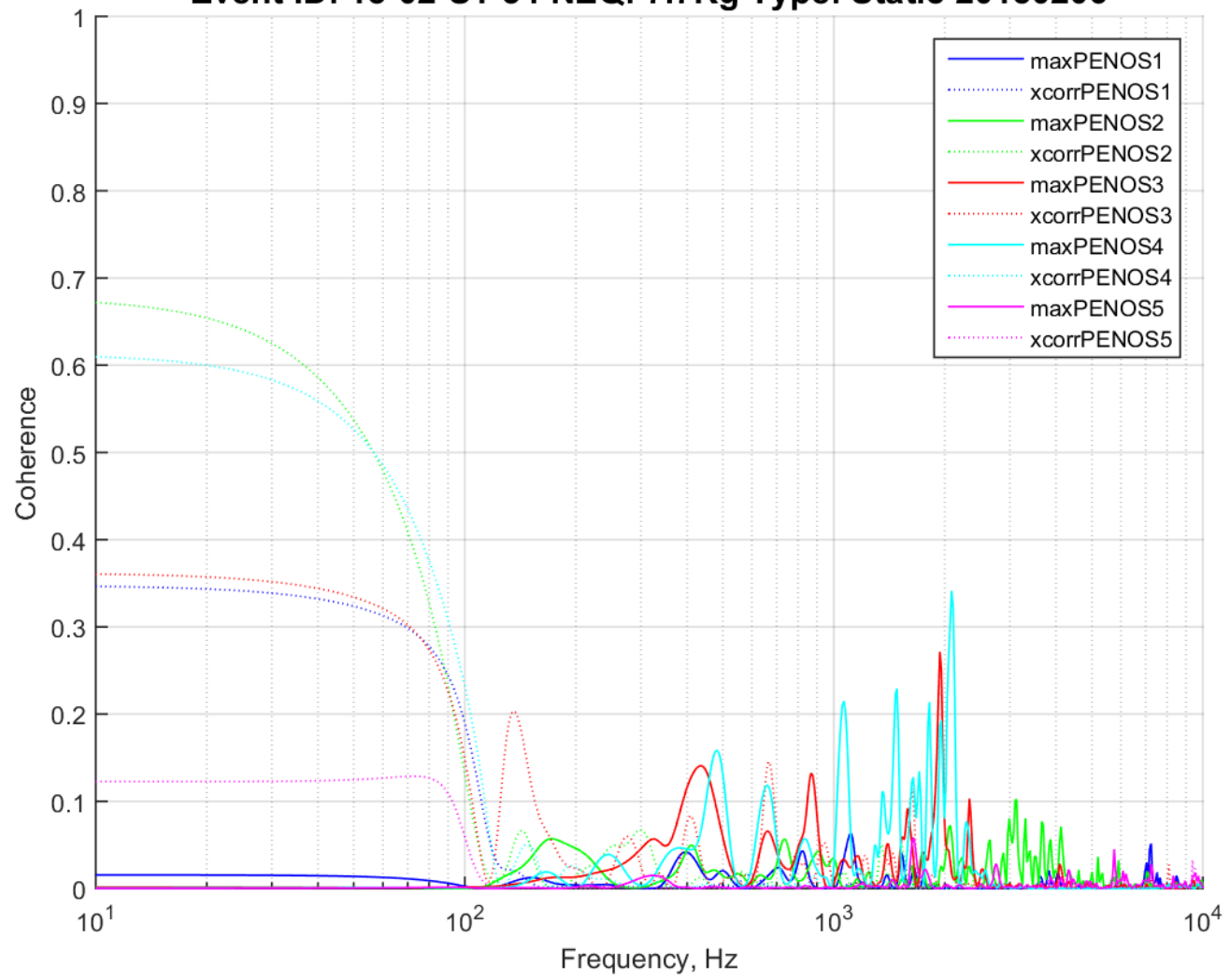


FIGURE 2.423: COHERENCE PEN_OS 1 - 5 15-02-S1-34

Event ID: 15-02-S1-34 NEQ: 7.7Kg Type: Static 20150206

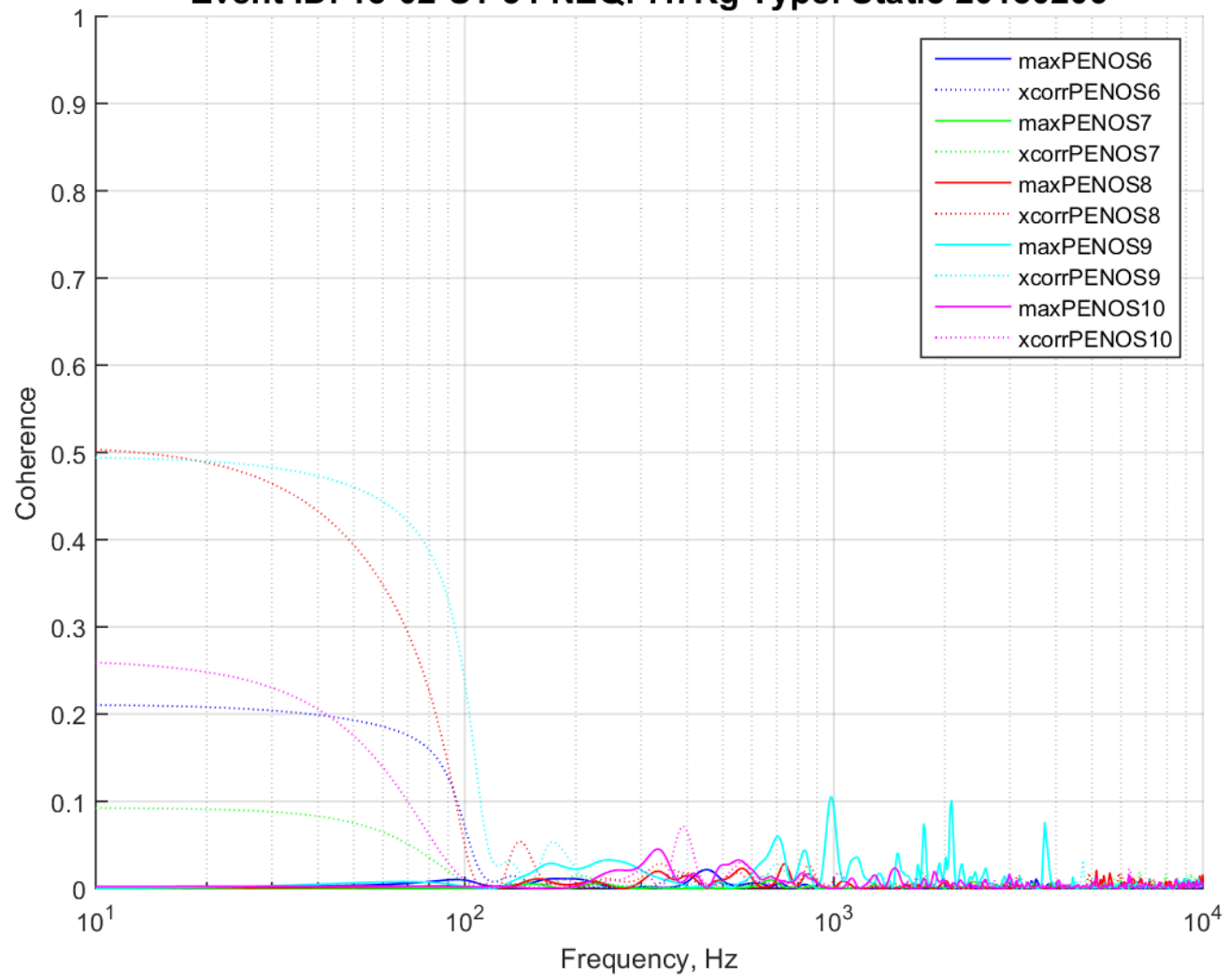


FIGURE 2.424: COHERENCE PEN_OS 6 - 10 15-02-S1-34CTD

Event ID: 15-02-S1-34 NEQ: 7.7Kg Type: Static 20150206

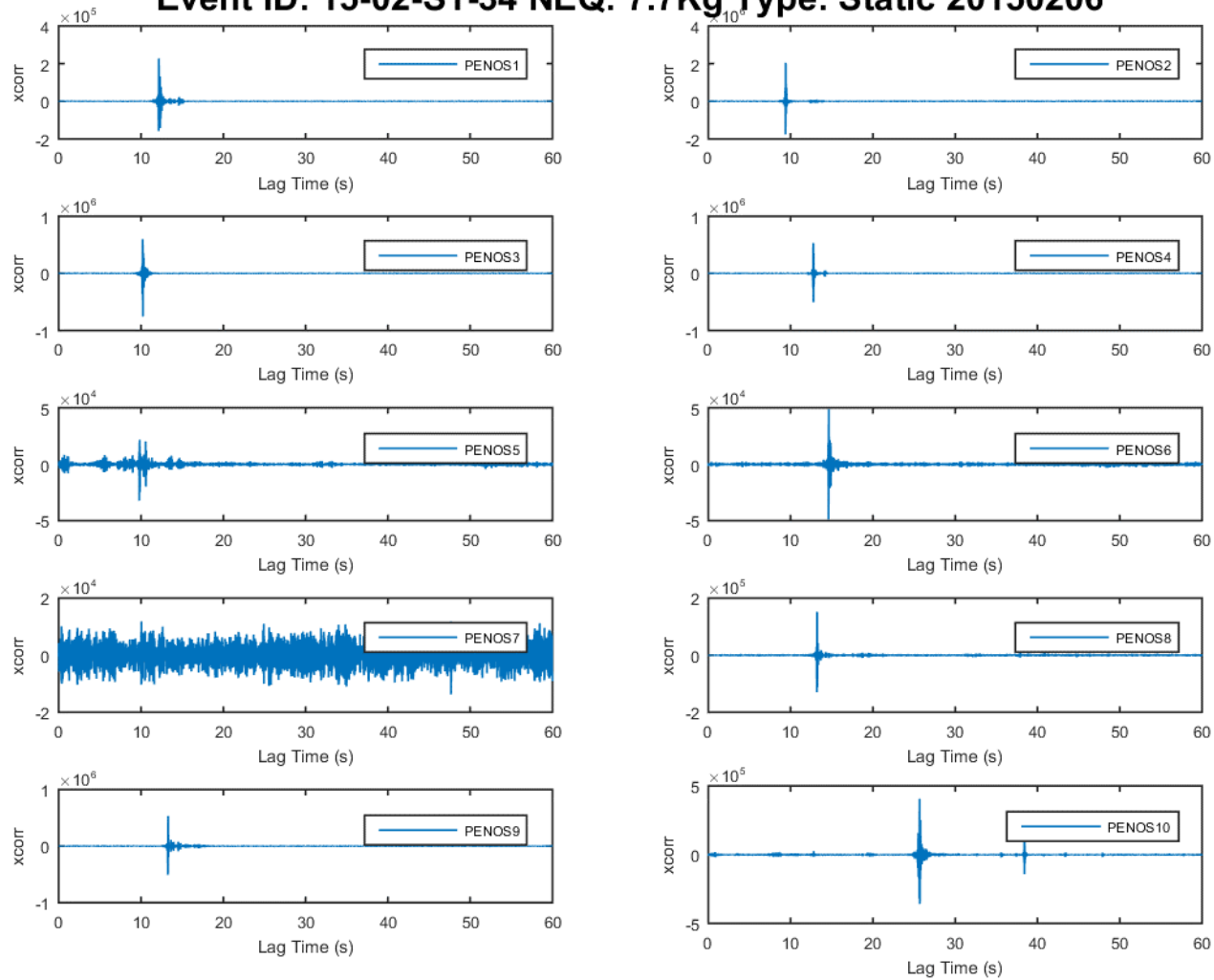


FIGURE 2.425: CROSS CORRELATION PEN_OS 1 - 10 15-02-S1-34

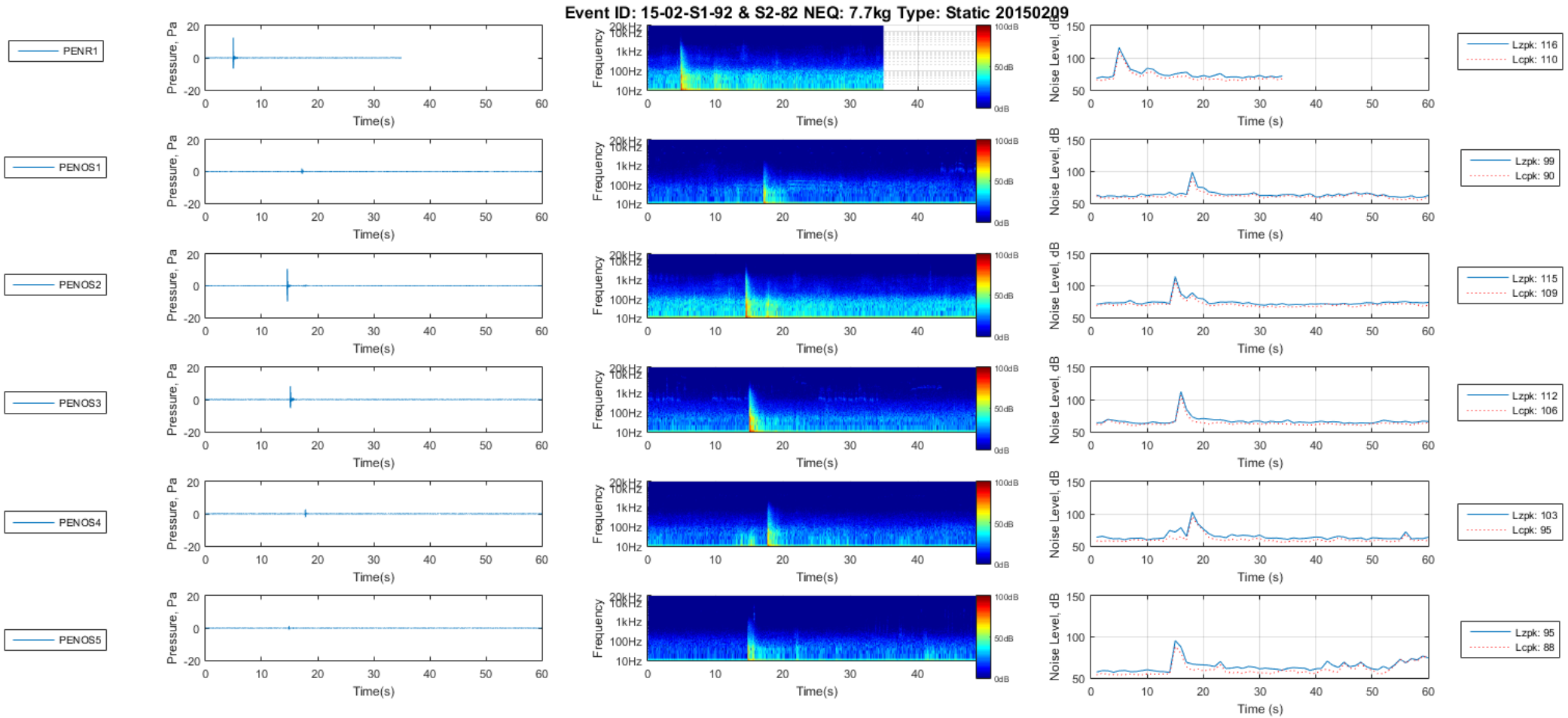


FIGURE 2.426: PEN_OS 1 - 5 15-02-S1-92 & S2-82

Event ID: 15-02-S1-92 & S2-82 NEQ: 7.7kg Type: Static 20150209.CTD

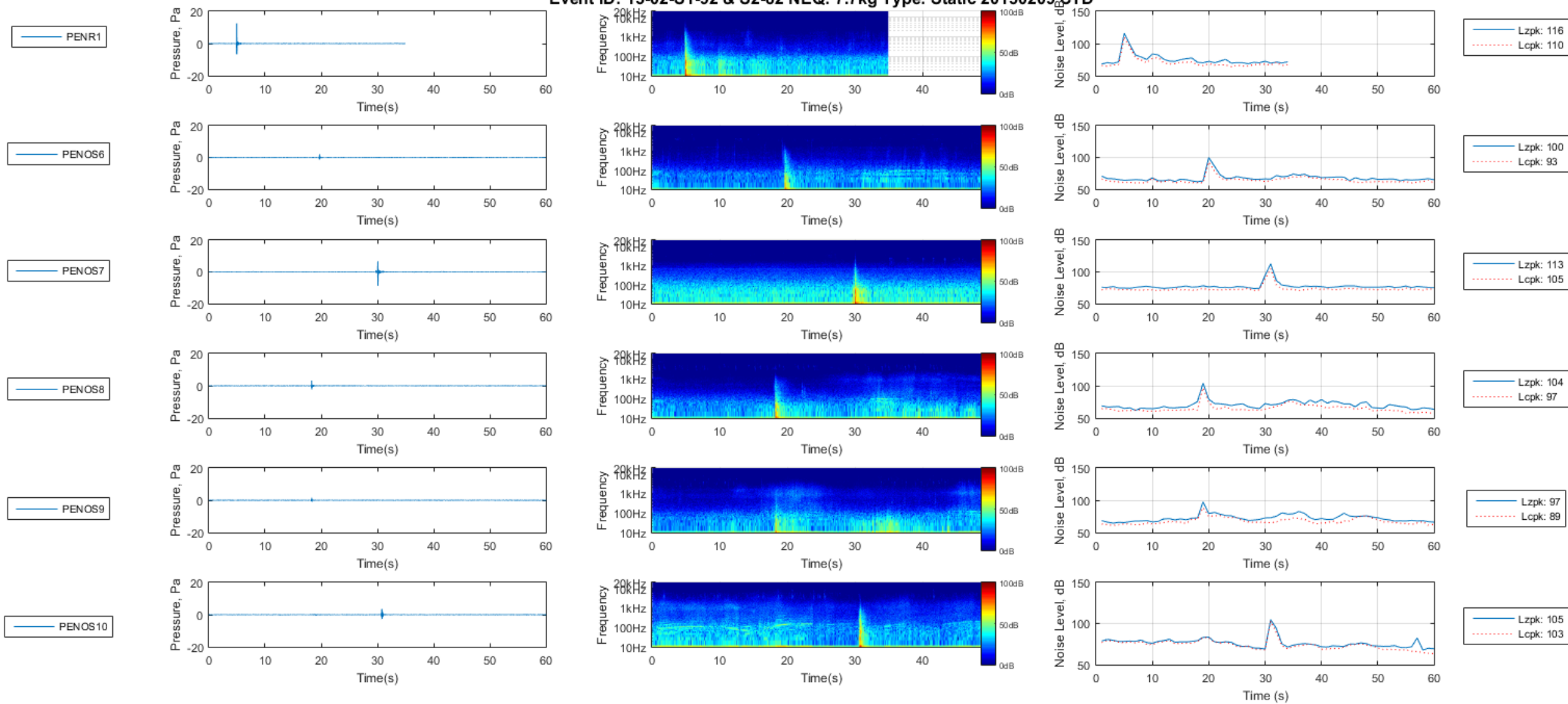


FIGURE 2.427: PEN_OS 6 - 10 15-02-S1-92 & S2-82

Event ID: 15-02-S1-92 & S2-82 NEQ: 7.7kg Type: Static 20150209

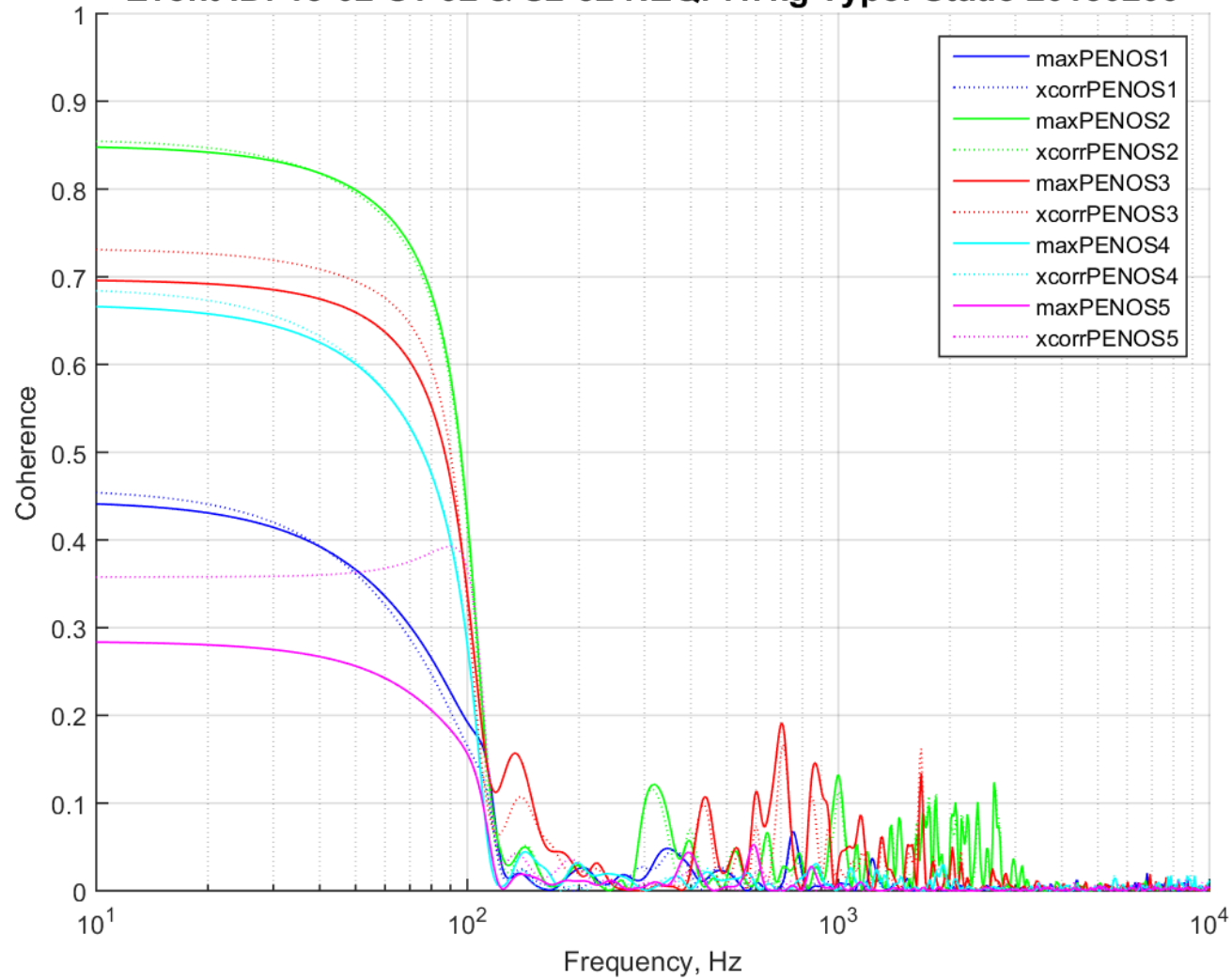


FIGURE 2.428: COHERENCE PEN_OS 1 - 5 15-02-S1-92 & S2-82

Event ID: 15-02-S1-92 & S2-82 NEQ: 7.7kg Type: Static 20150209

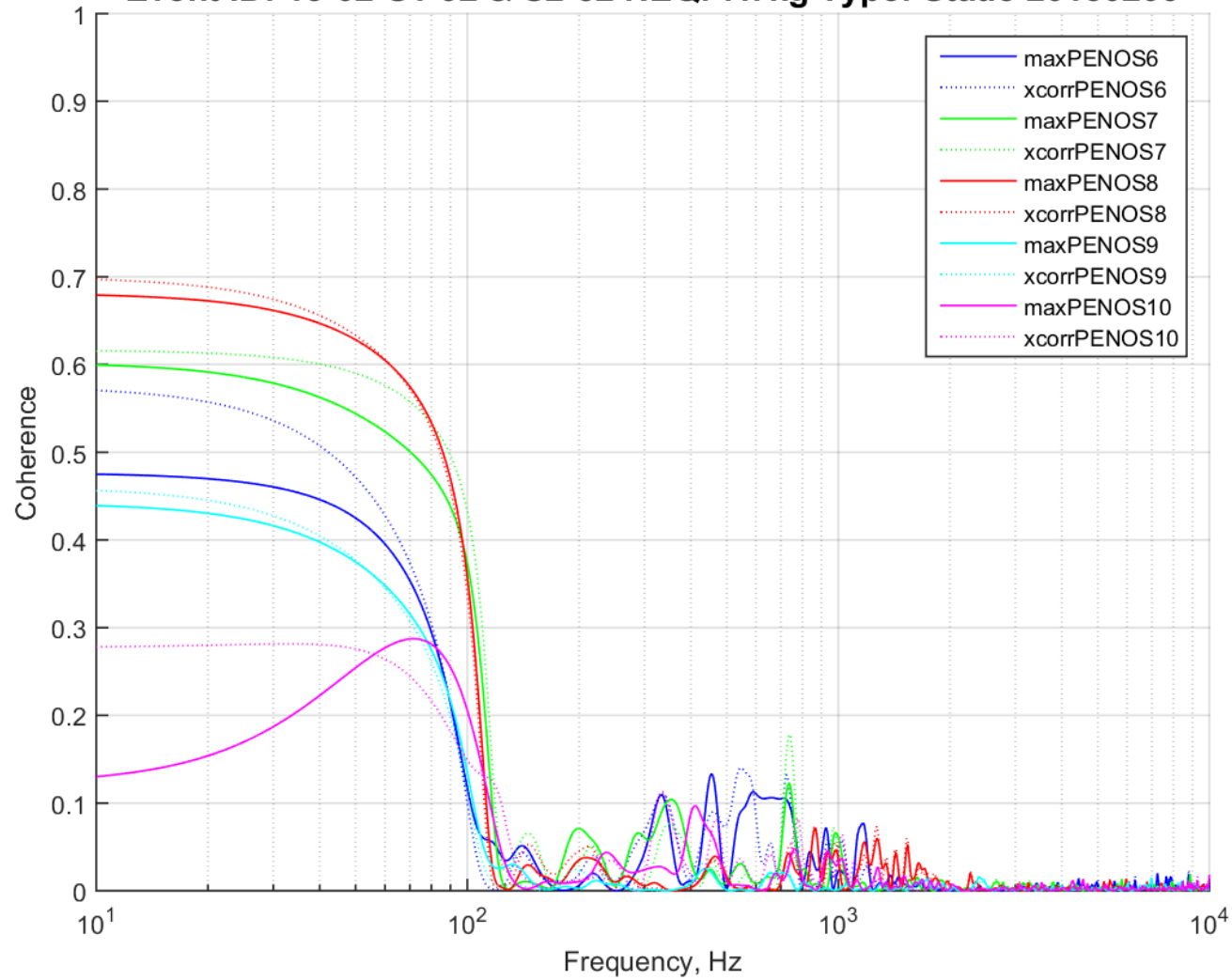


FIGURE 2.429: COHERENCE PEN_OS 6 - 10 15-02-S1-92 & S2-82CTD

Event ID: 15-02-S1-92 & S2-82 NEQ: 7.7kg Type: Static 20150209

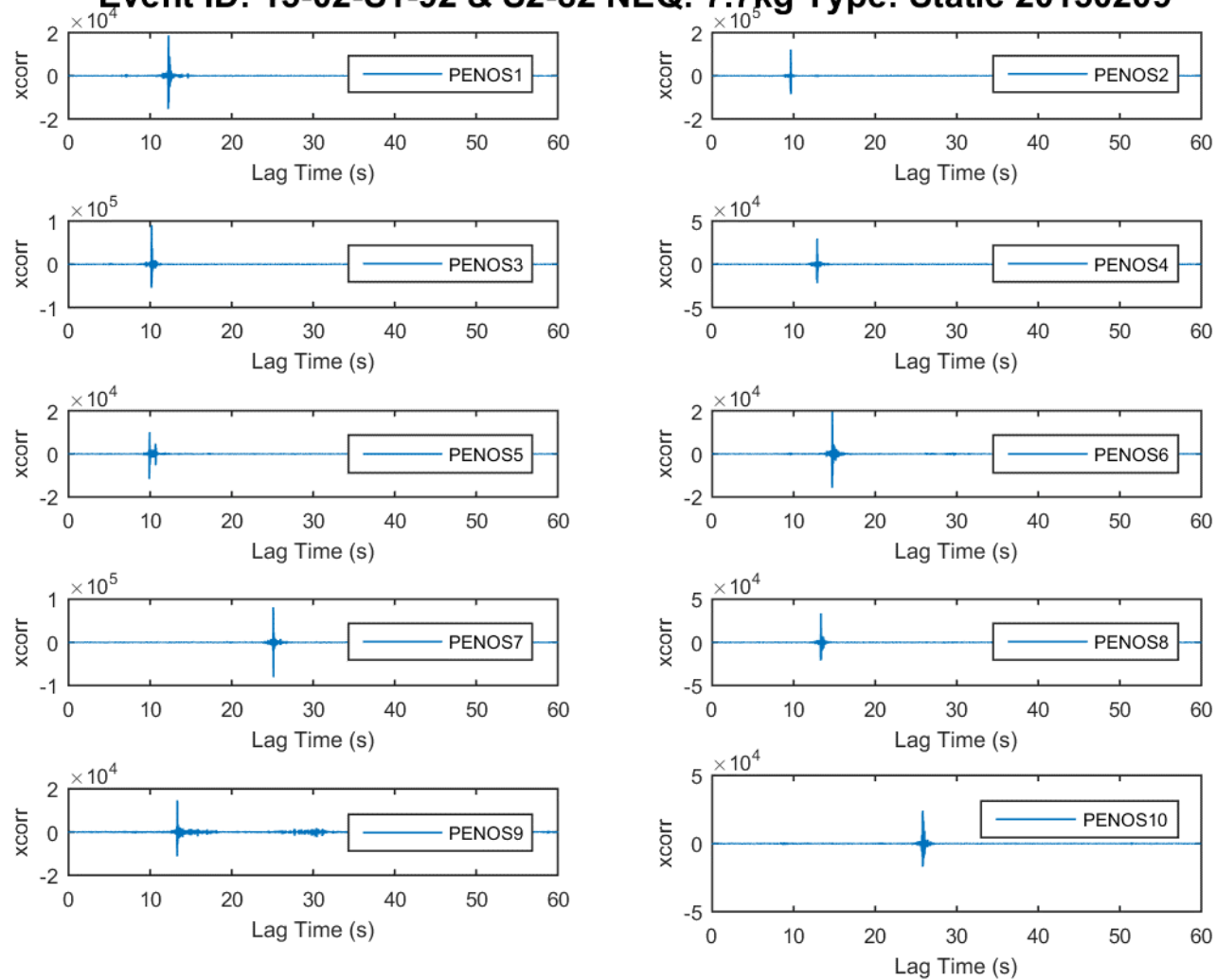


FIGURE 2.430: CROSS CORRELATION PEN_OS 1 - 10 15-02-S1-92 & S2-82

Event ID: 15-02-S1-92 & S2-82 NEQ: 7.7kg Type: Static 20150209

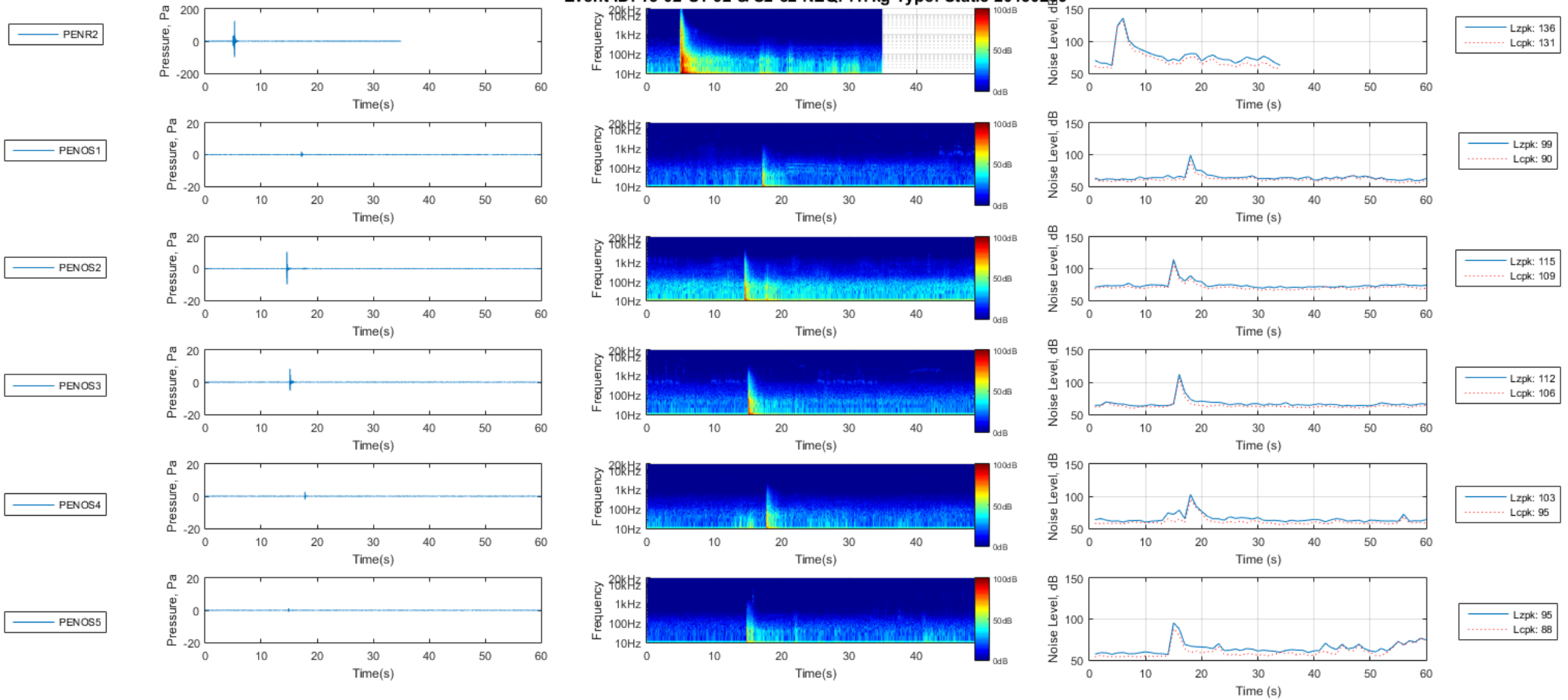


FIGURE 2.431: PEN_OS 1 - 5 15-02-S1-92 & S2-82

Event ID: 15-02-S1-92 & S2-82 NEQ: 7.7kg Type: Static 20150209.CTD

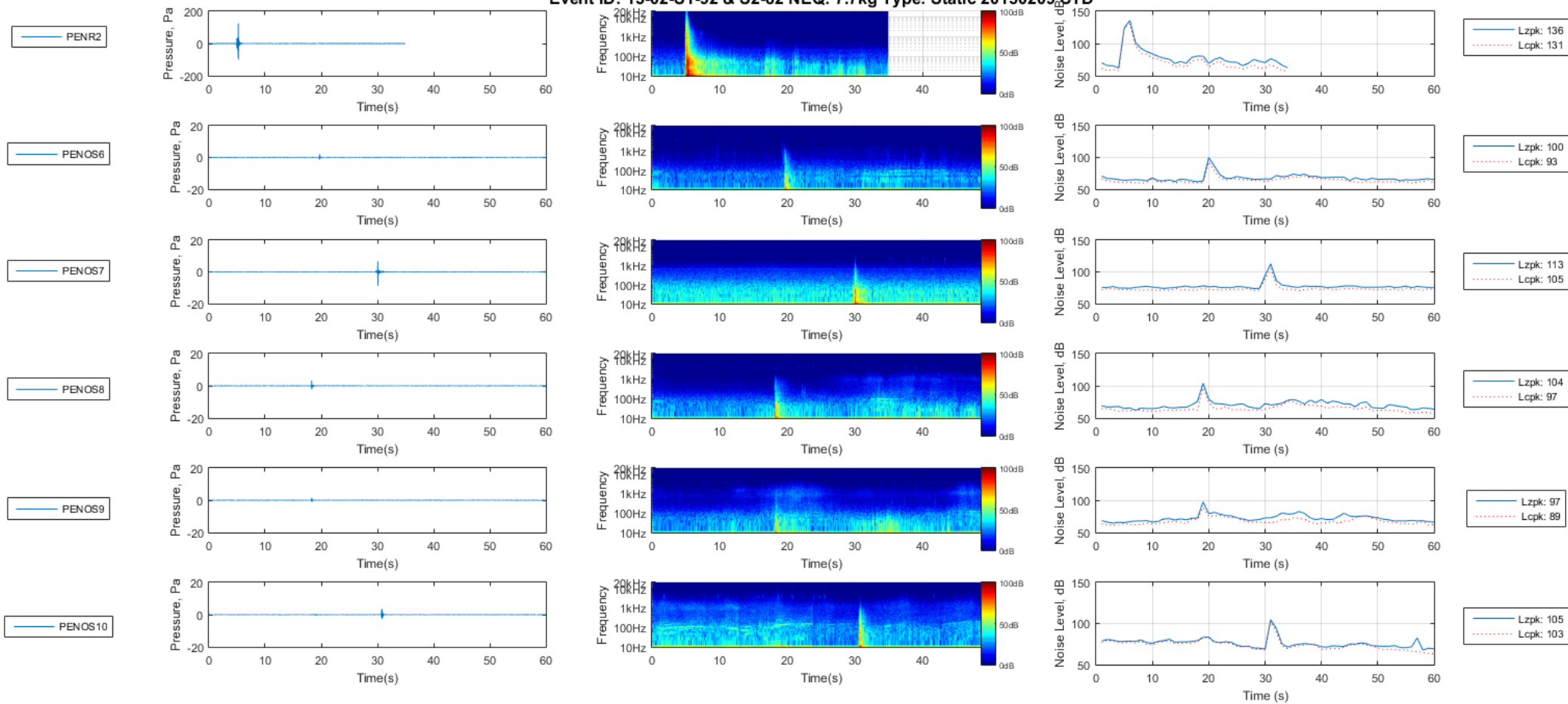


FIGURE 2.432: PEN_OS 6 - 10 15-02-S1-92 & S2-82

Event ID: 15-02-S1-92 & S2-82 NEQ: 7.7kg Type: Static 20150209

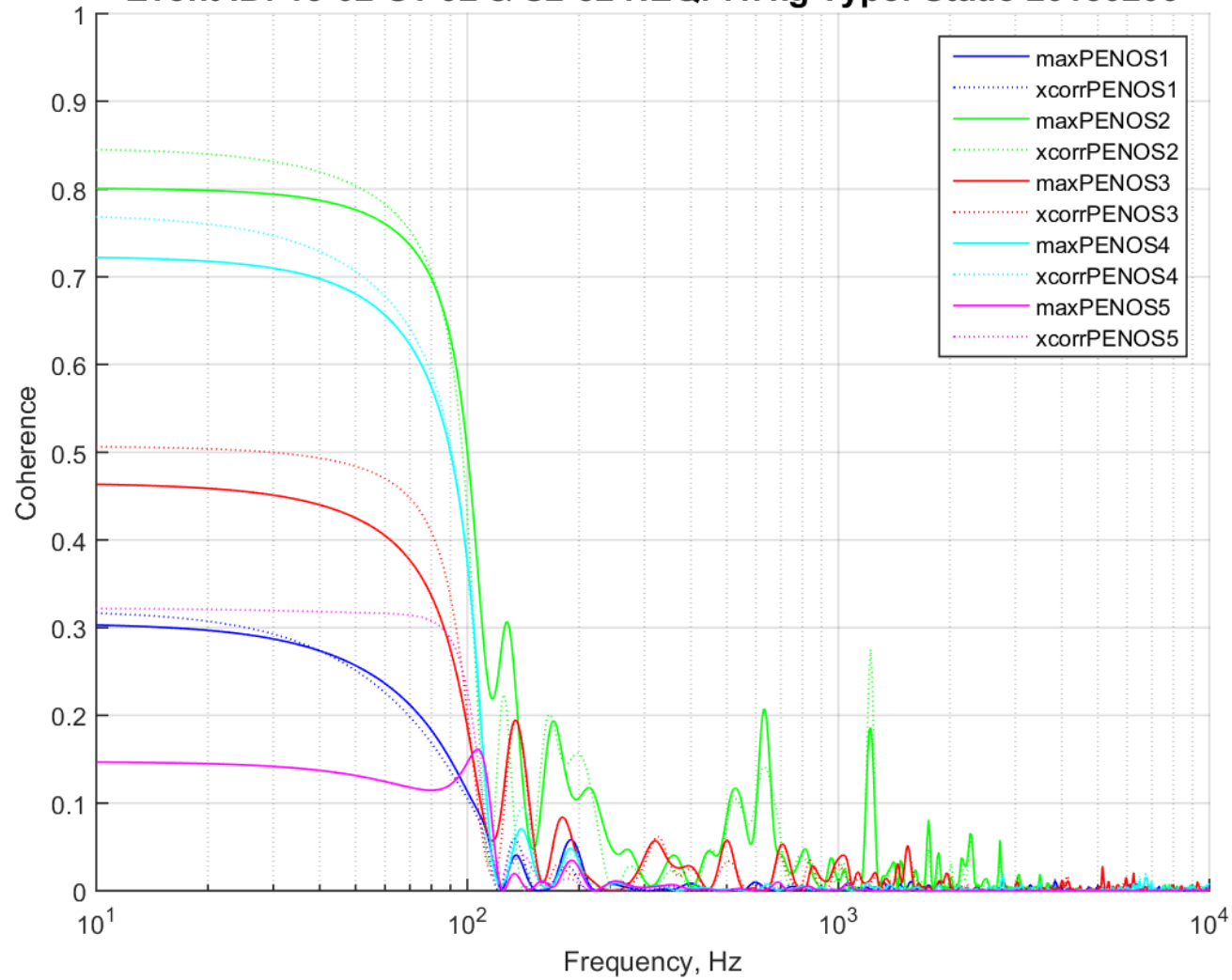


FIGURE 2.433: COHERENCE PEN_OS 1 - 5 15-02-S1-92 & S2-82

Event ID: 15-02-S1-92 & S2-82 NEQ: 7.7kg Type: Static 20150209

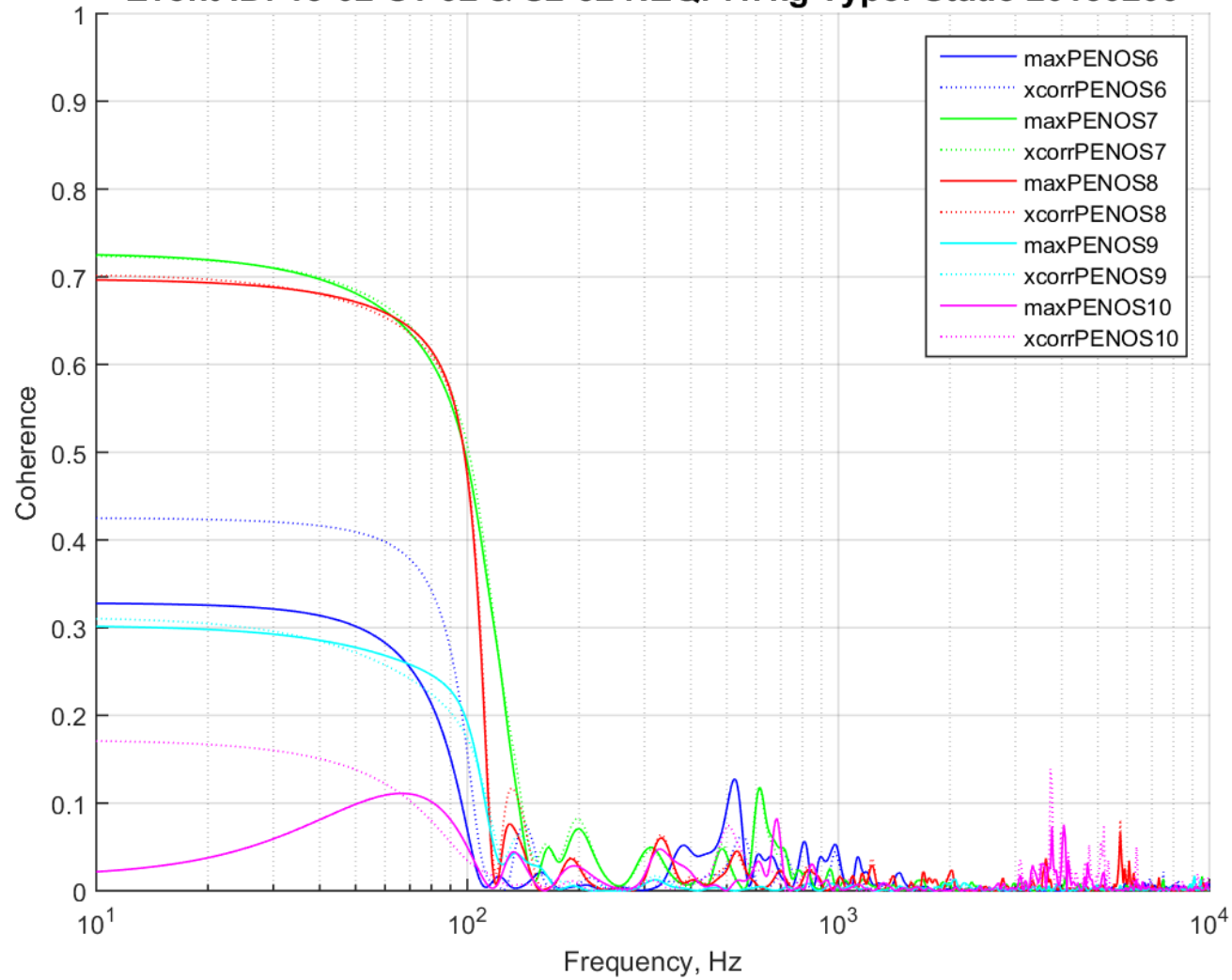


FIGURE 2.434: COHERENCE PEN_OS 6 - 10 15-02-S1-92 & S2-82CTD

Event ID: 15-02-S1-92 & S2-82 NEQ: 7.7kg Type: Static 20150209

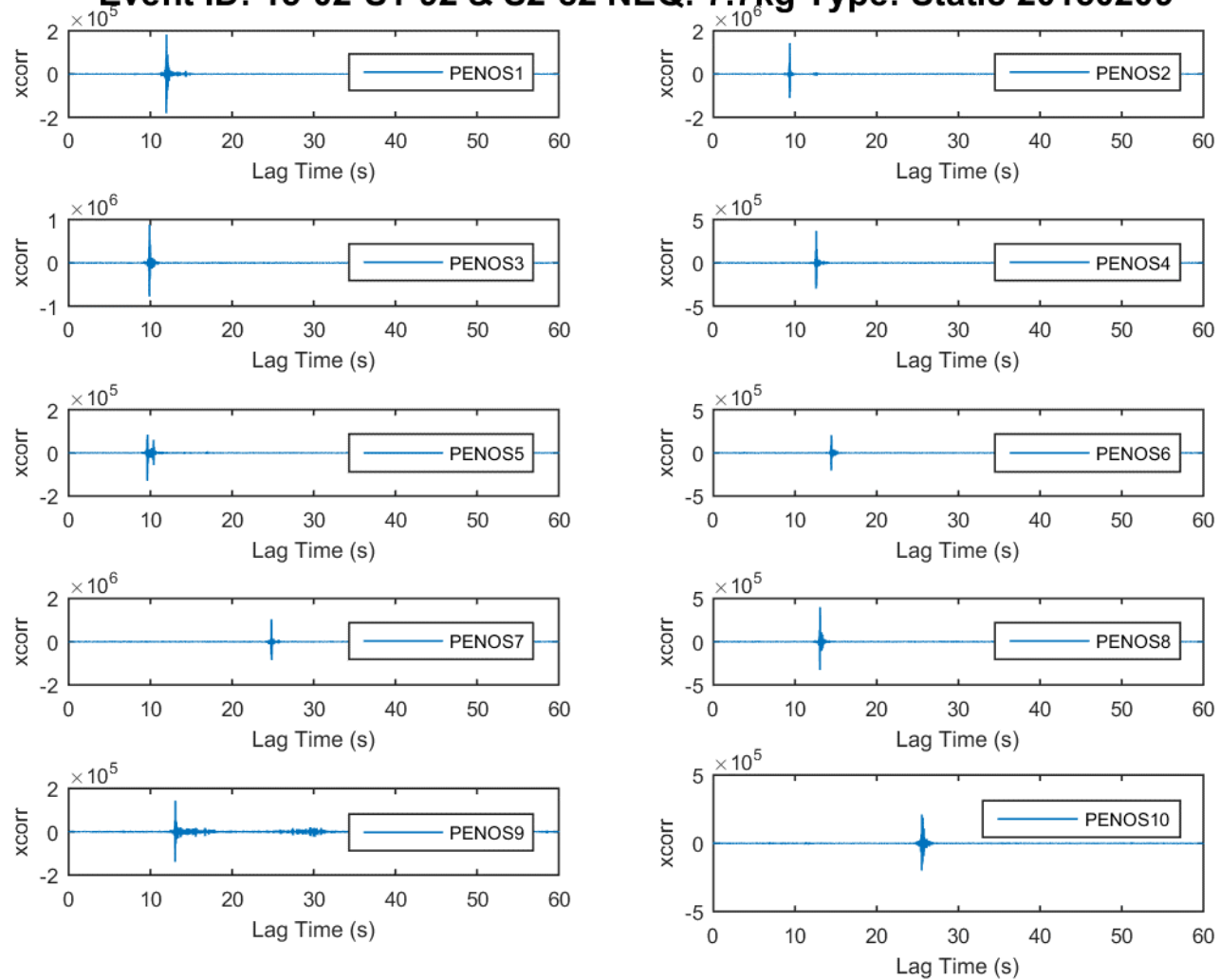


FIGURE 2.435: CROSS CORRELATION PEN_OS 1 - 10 15-02-S1-92 & S2-82

Event ID: 15-02-S1-99 & S2-88 NEQ: 7.7kg Type: Static 20150210

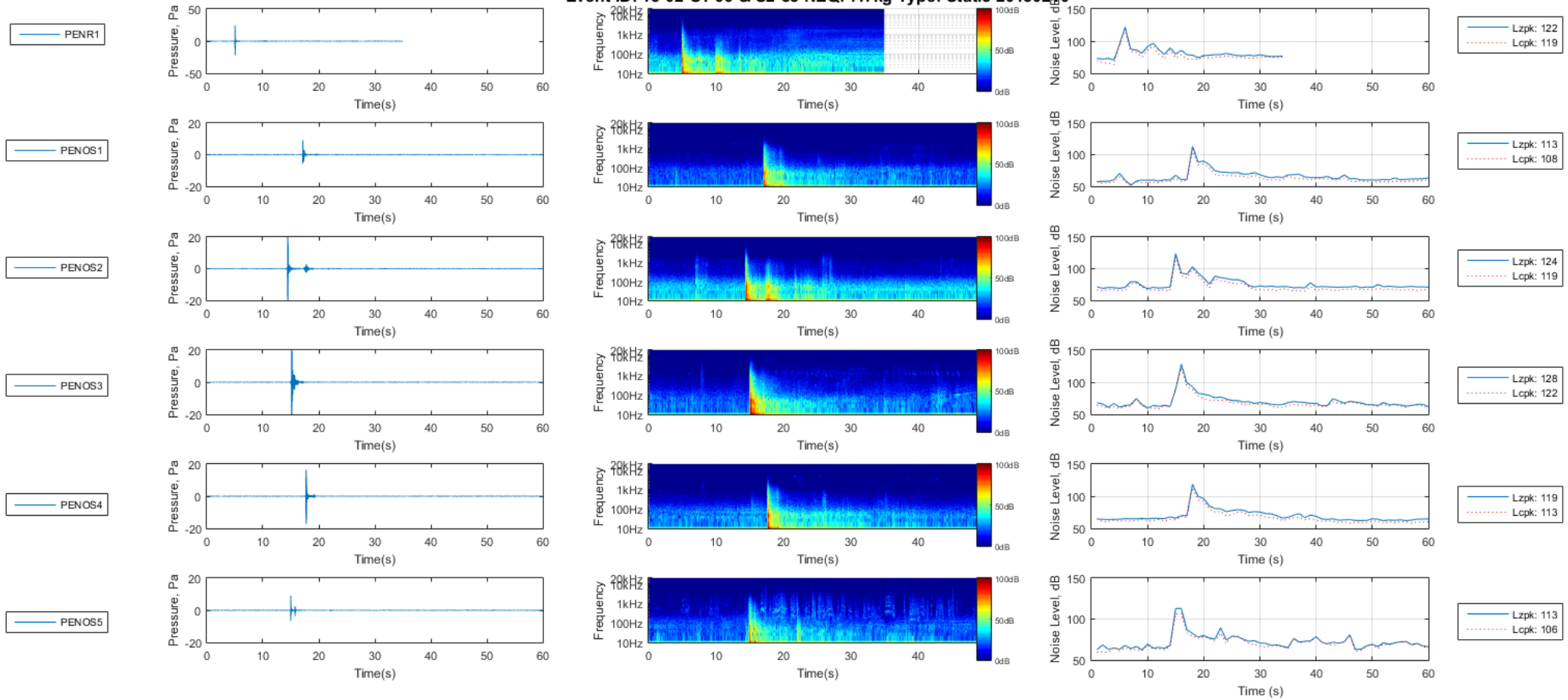


FIGURE 2.436: PEN_OS 1 - 5 15-02-S1-99 & S2-88

Event ID: 15-02-S1-99 & S2-88 NEQ: 7.7kg Type: Static 20150210.CTD

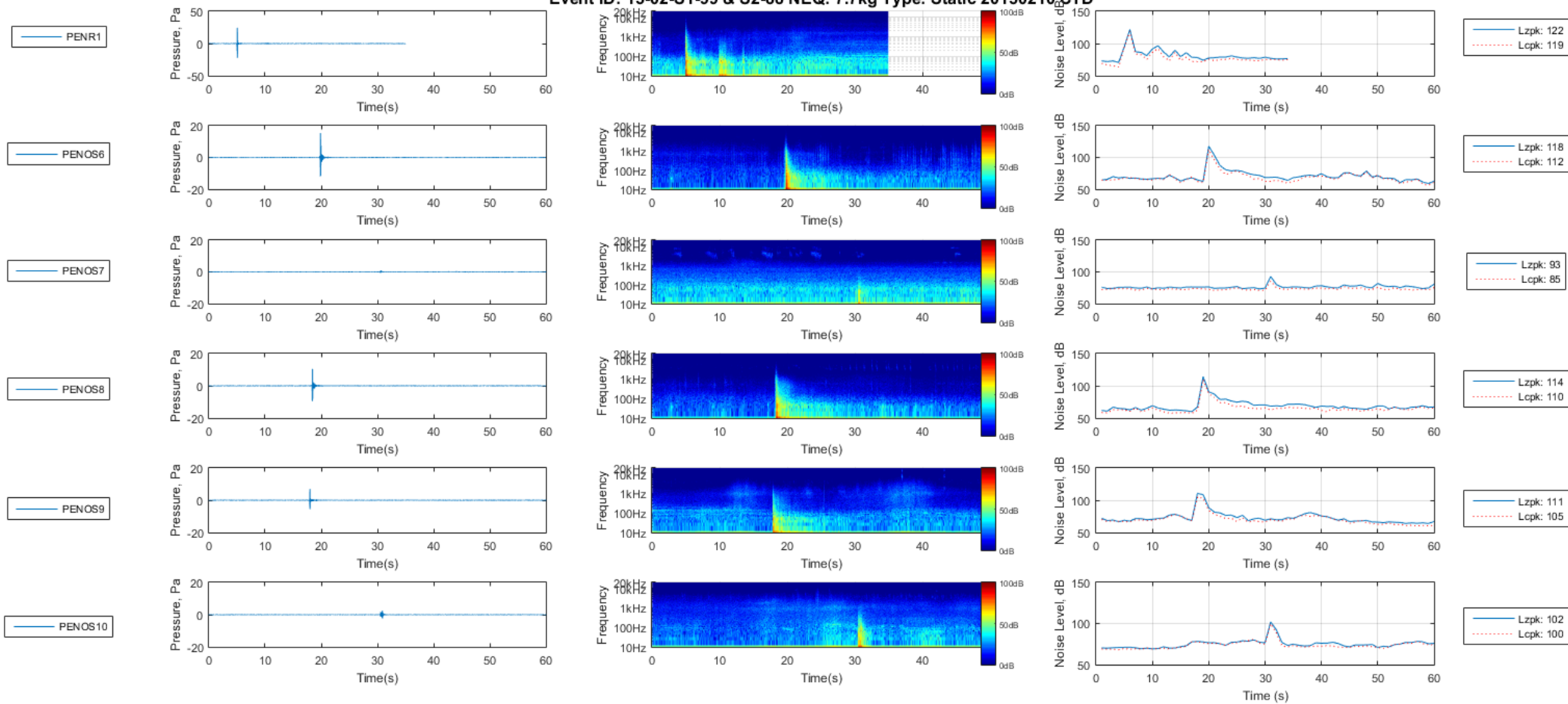


FIGURE 2.437: PEN_OS 6 - 10 15-02-S1-99 & S2-88

Event ID: 15-02-S1-99 & S2-88 NEQ: 7.7kg Type: Static 20150210

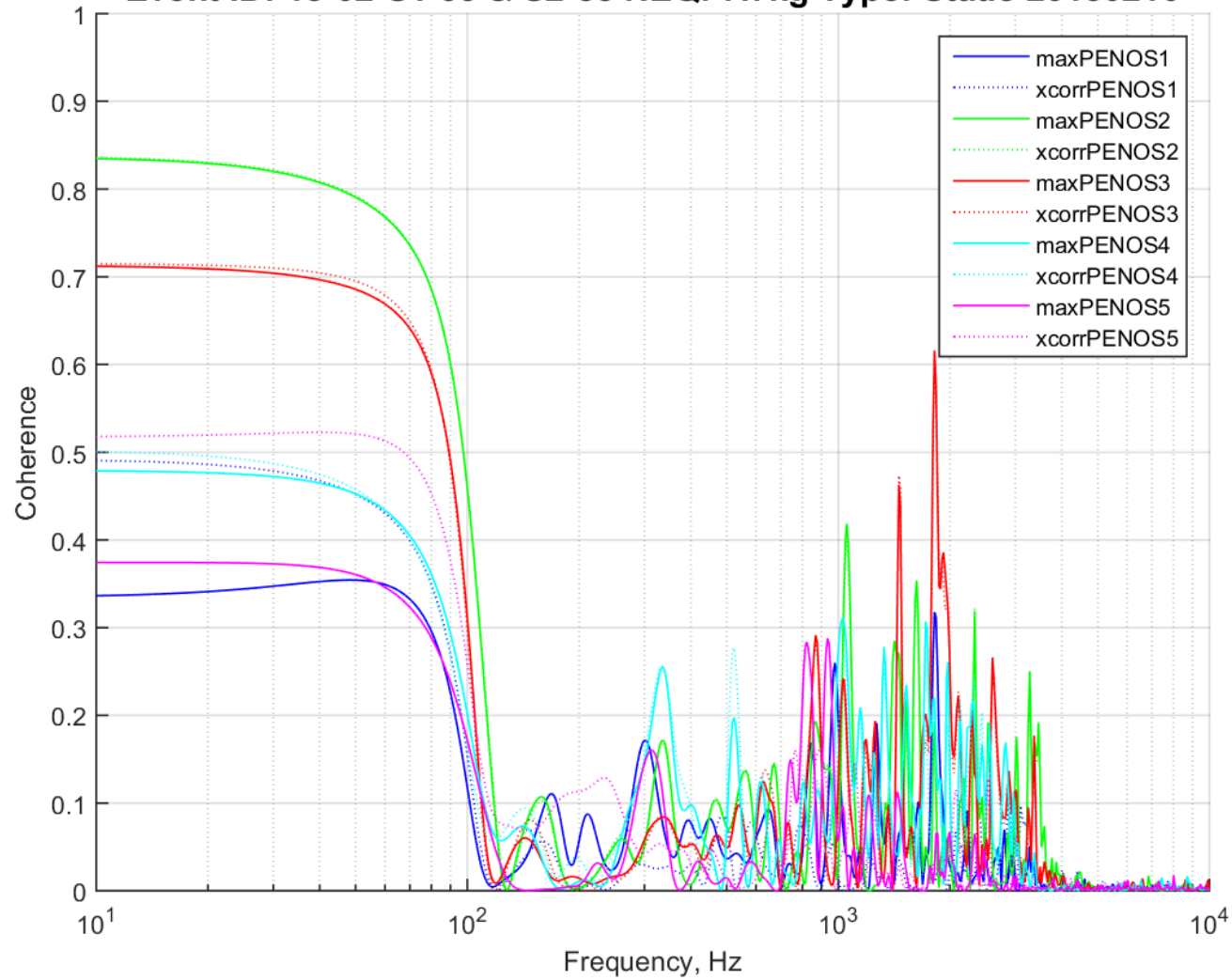


FIGURE 2.438: COHERENCE PEN_OS 1 - 5 15-02-S1-99 & S2-88

Event ID: 15-02-S1-99 & S2-88 NEQ: 7.7kg Type: Static 20150210

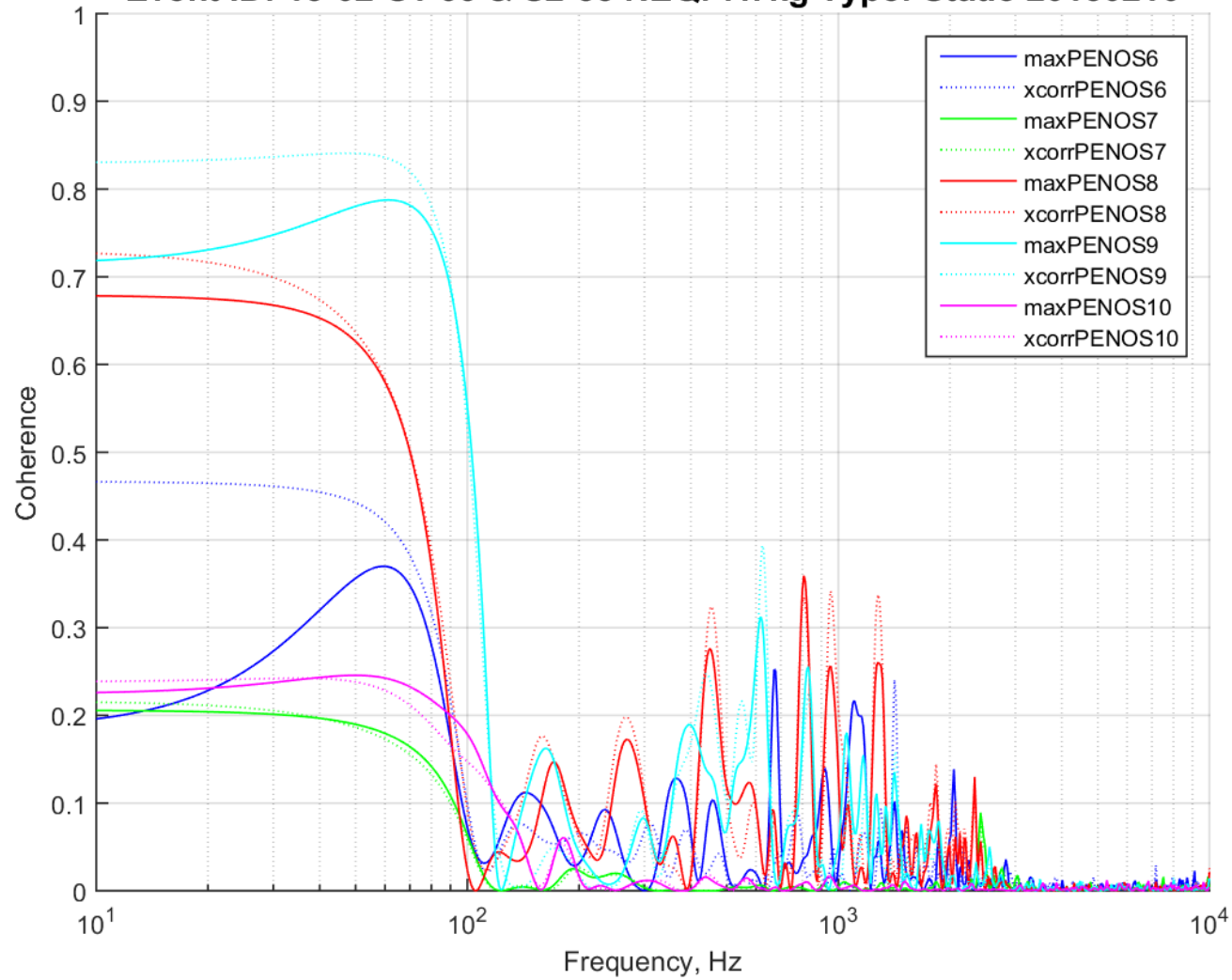


FIGURE 2.439: COHERENCE PEN_OS 6 - 10 15-02-S1-99 & S2-88CTD

Event ID: 15-02-S1-99 & S2-88 NEQ: 7.7kg Type: Static 20150210

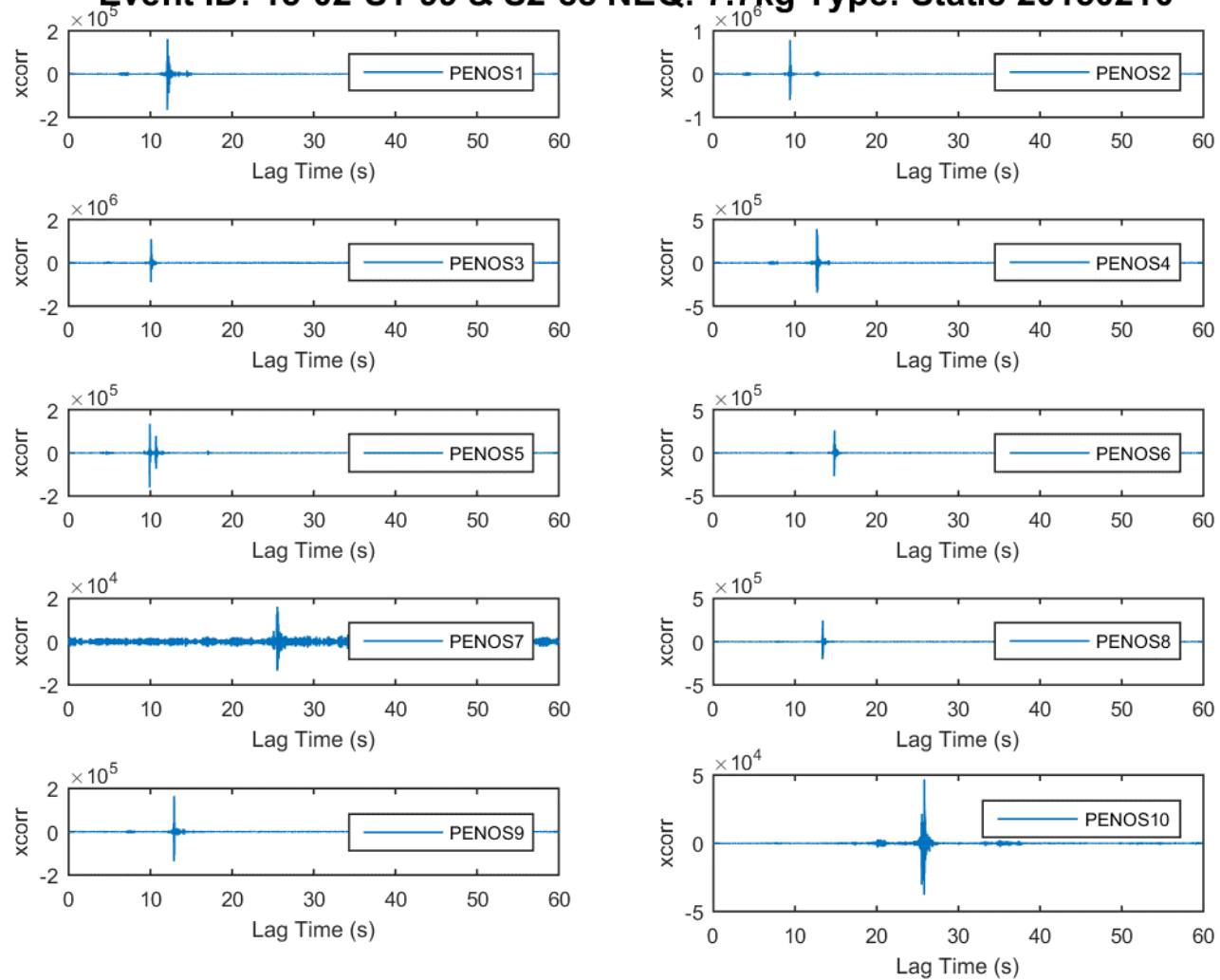


FIGURE 2.440: CROSS CORRELATION PEN_OS 1 - 10 15-02-S1-99 & S2-88

Event ID: 15-02-S1-99 & S2-88 NEQ: 7.7kg Type: Static 20150210

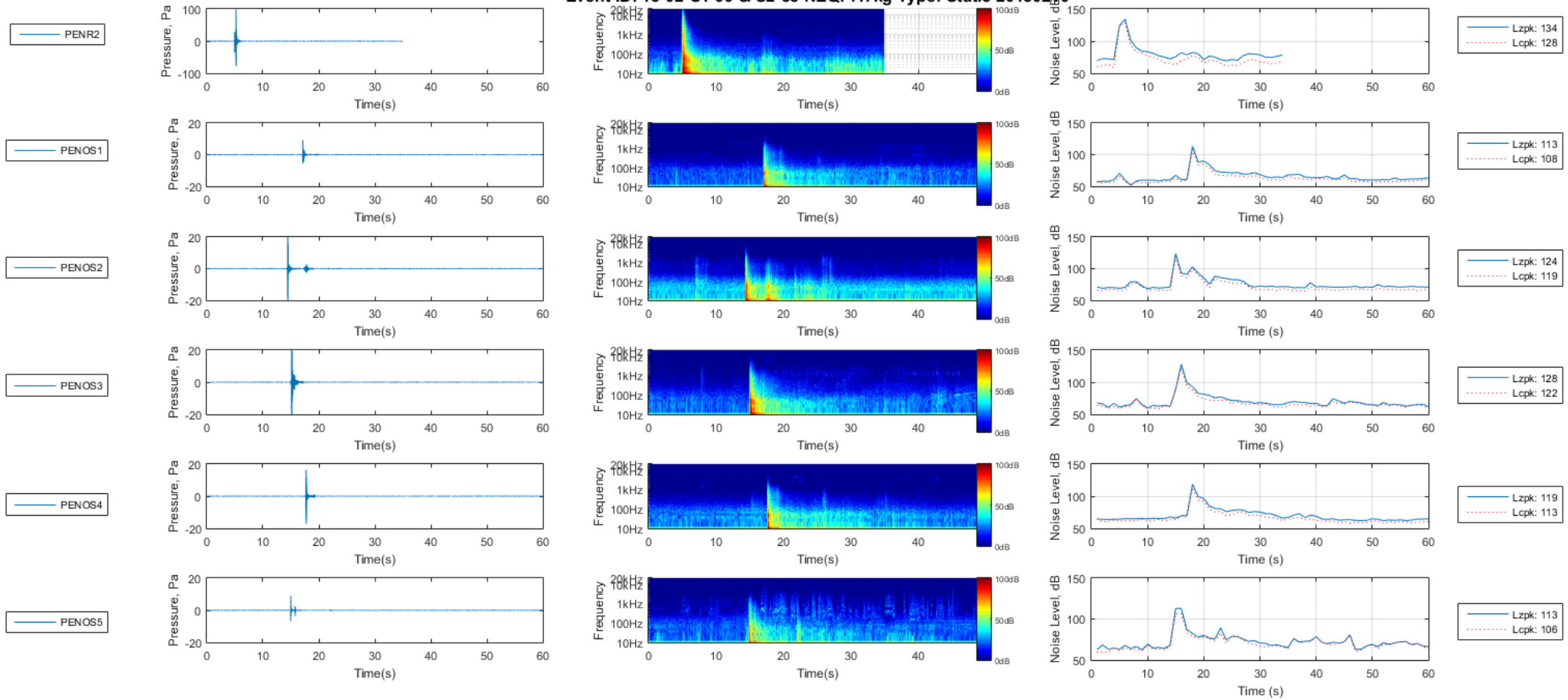


FIGURE 2.441: PEN_OS 1 - 5 15-02-S1-99 & S2-88

Event ID: 15-02-S1-99 & S2-88 NEQ: 7.7kg Type: Static 20150210.CTD

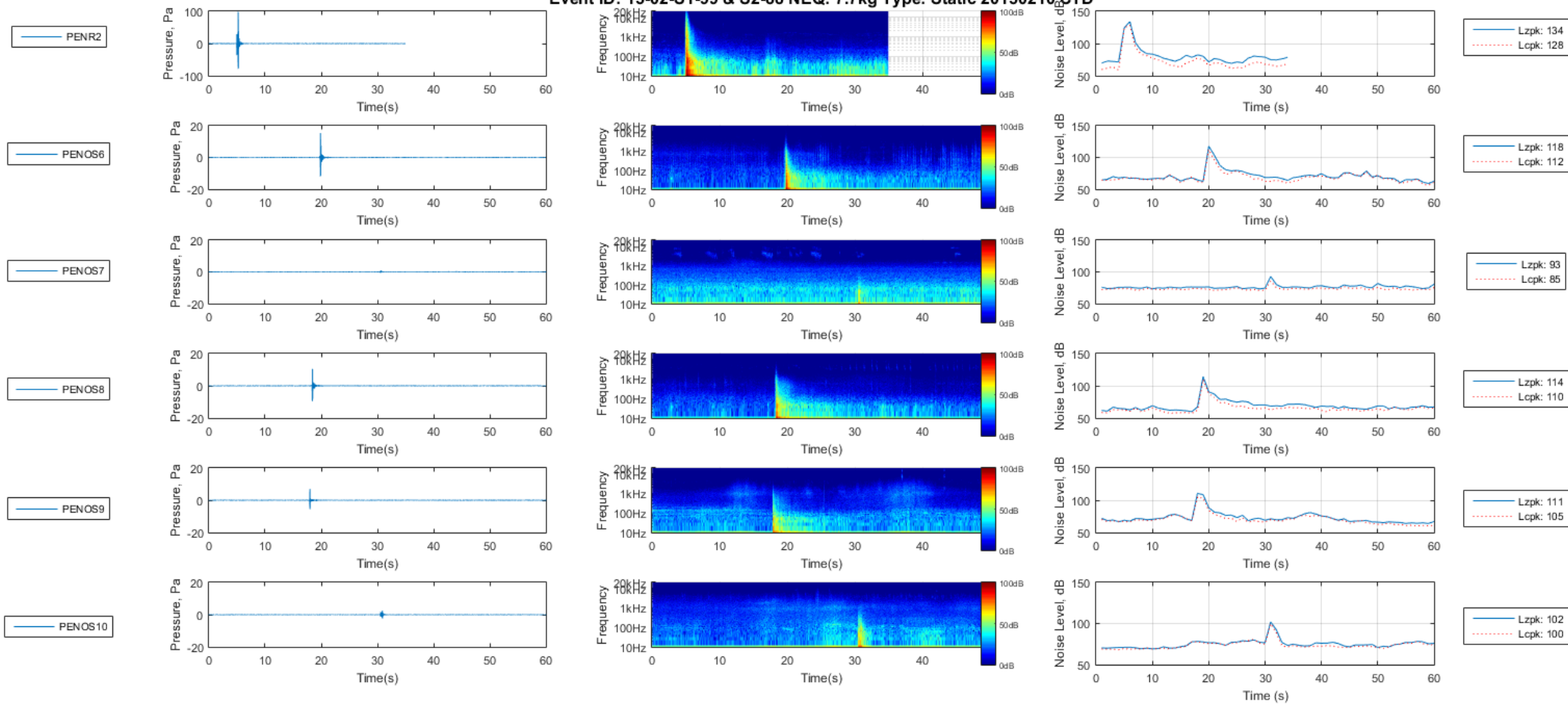


FIGURE 2.442: PEN_OS 6 - 10 15-02-S1-99 & S2-88

Event ID: 15-02-S1-99 & S2-88 NEQ: 7.7kg Type: Static 20150210

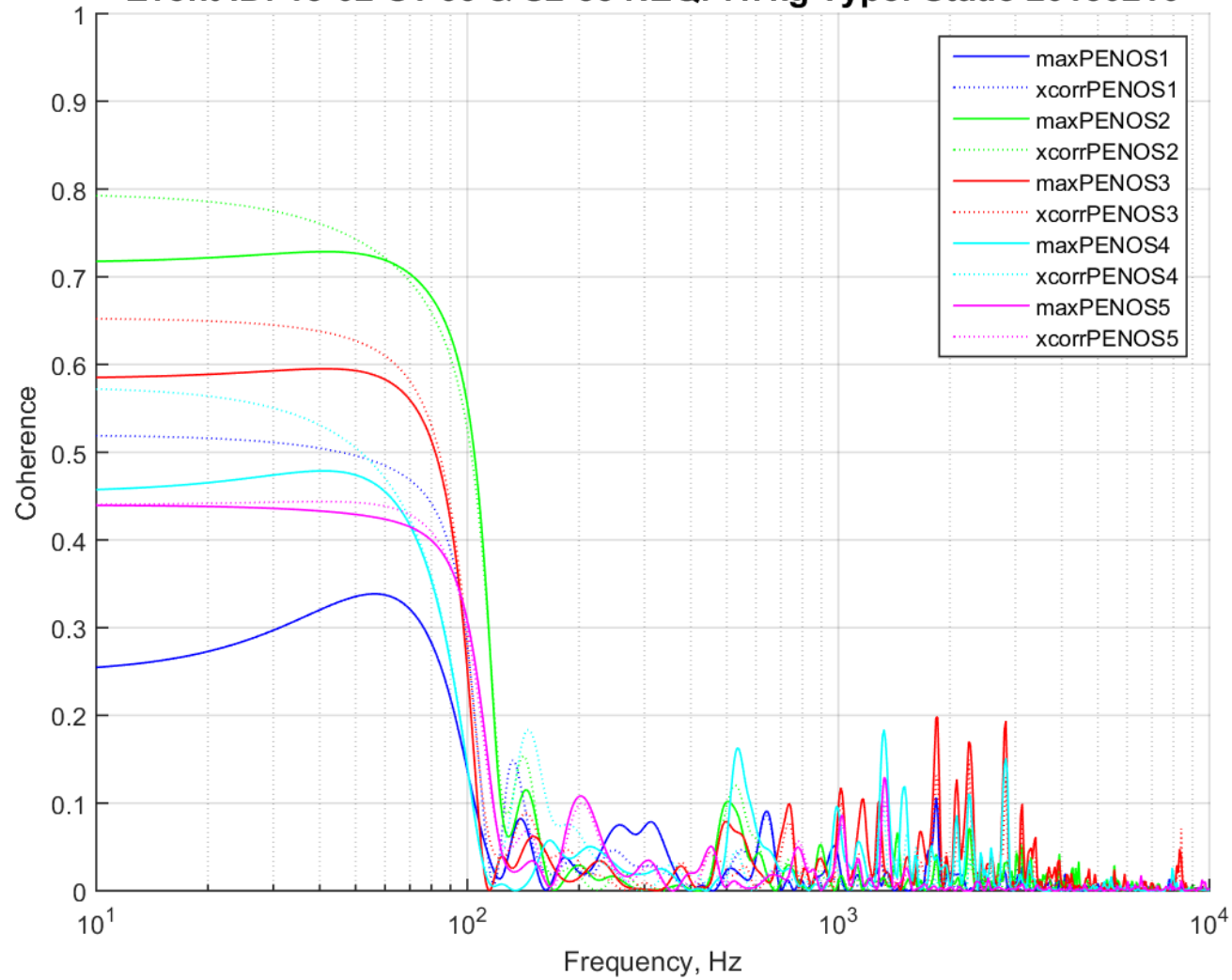


FIGURE 2.443: COHERENCE PEN_OS 1 - 5 15-02-S1-99 & S2-88

Event ID: 15-02-S1-99 & S2-88 NEQ: 7.7kg Type: Static 20150210

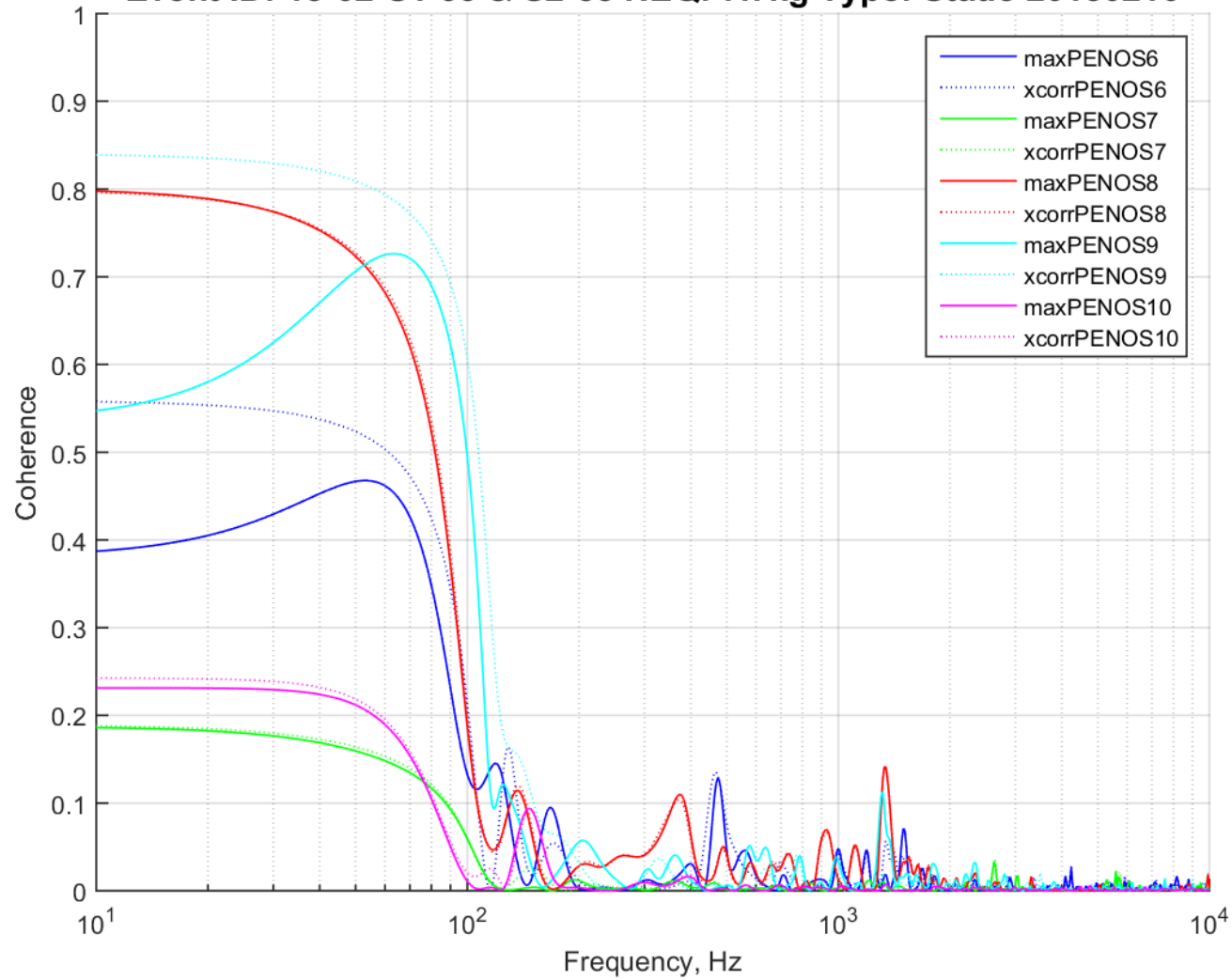


FIGURE 2.444: COHERENCE PEN_OS 6 - 10 15-02-S1-99 & S2-88CTD

Event ID: 15-02-S1-99 & S2-88 NEQ: 7.7kg Type: Static 20150210

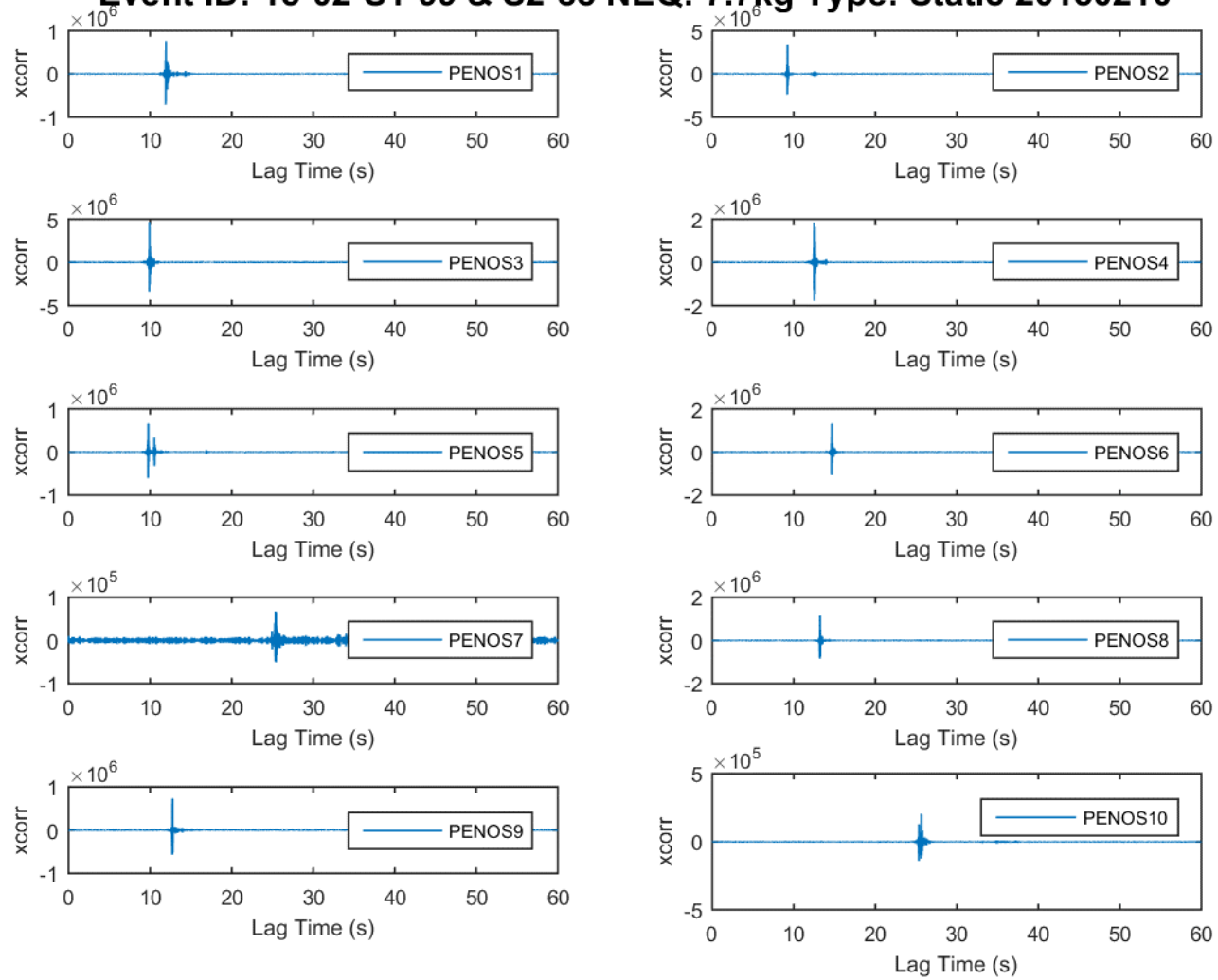


FIGURE 2.445: CROSS CORRELATION PEN_OS 1 - 10 15-02-S1-99 & S2-88

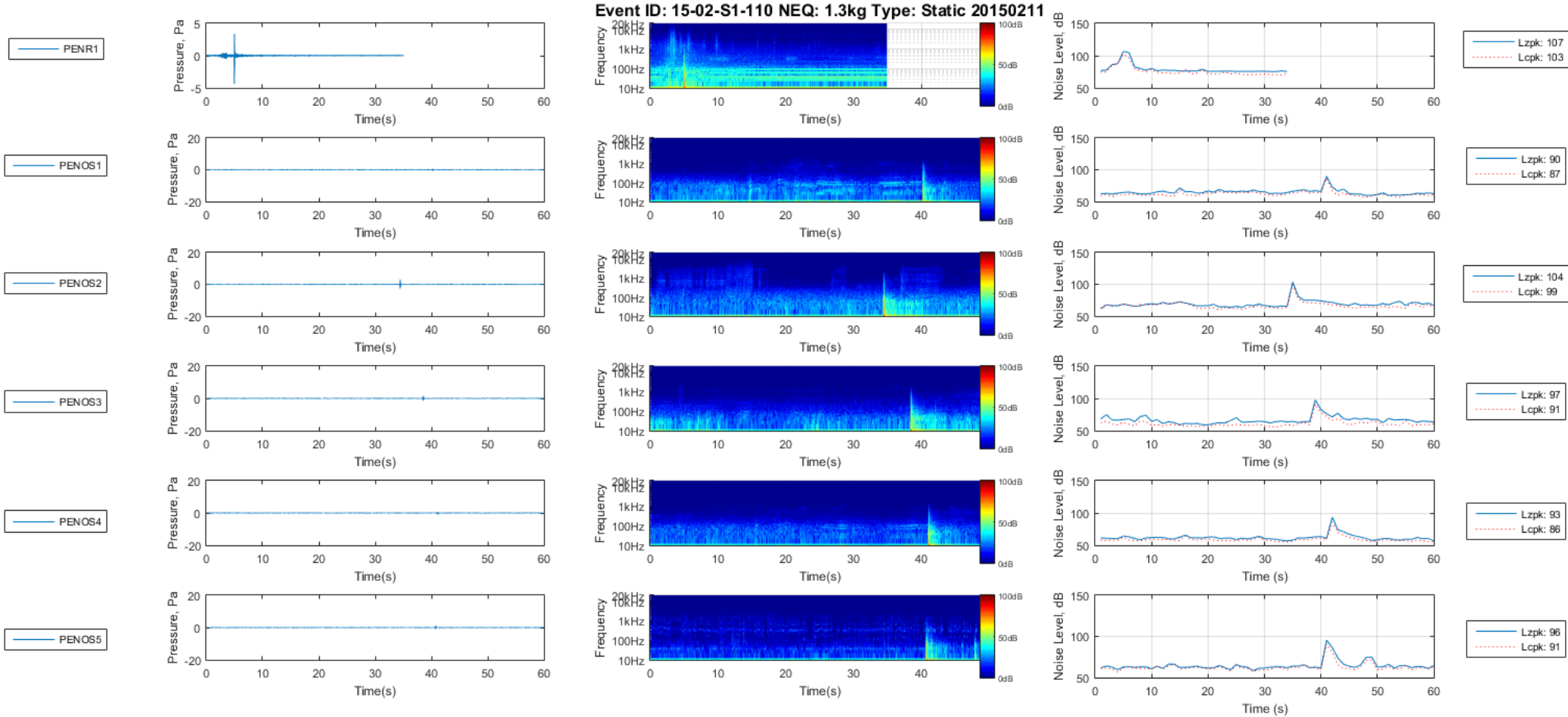


FIGURE 2.446: PEN_OS 1 - 5 15-02-S1-110

Event ID: 15-02-S1-110 NEQ: 1.3kg Type: Static 20150211 CTD

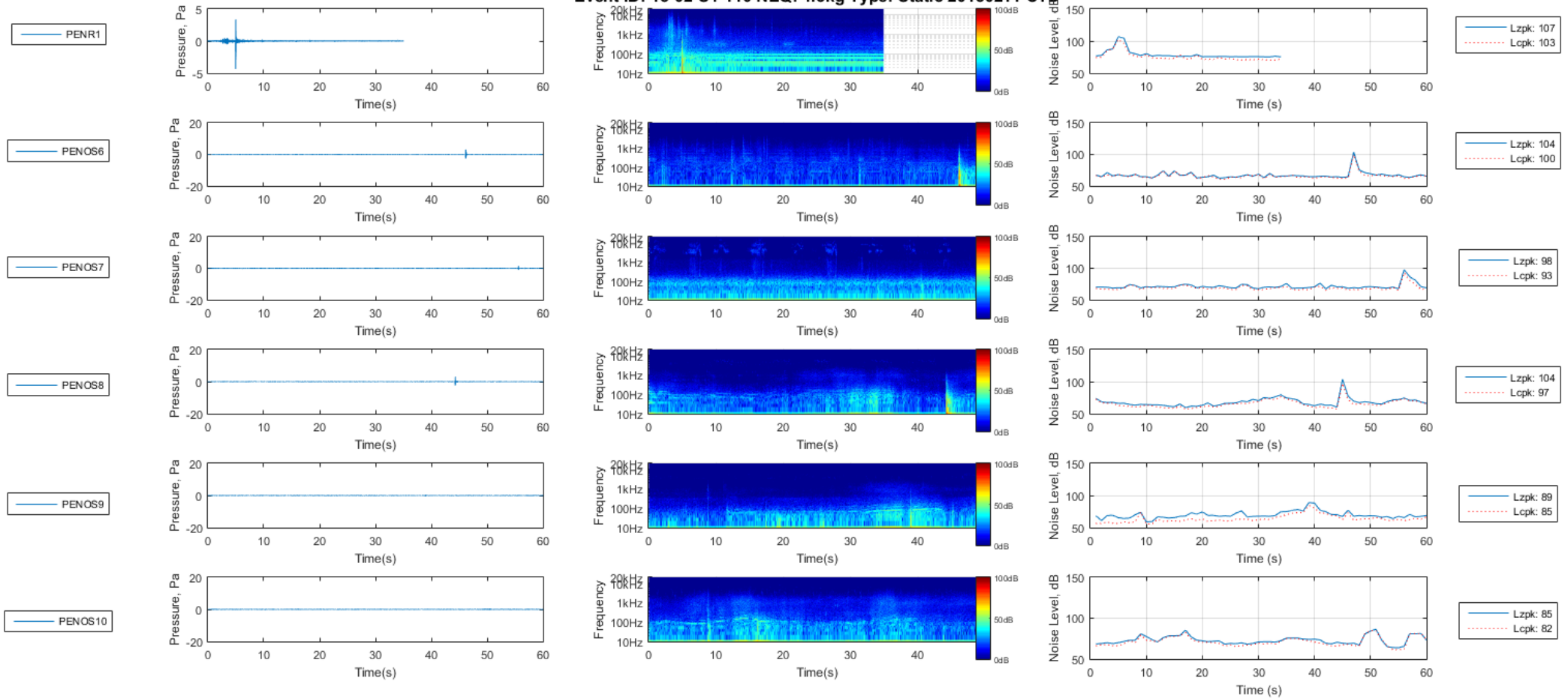


FIGURE 2.447: PEN_OS 6 - 10 15-02-S1-110

Event ID: 15-02-S1-110 NEQ: 1.3kg Type: Static 20150211

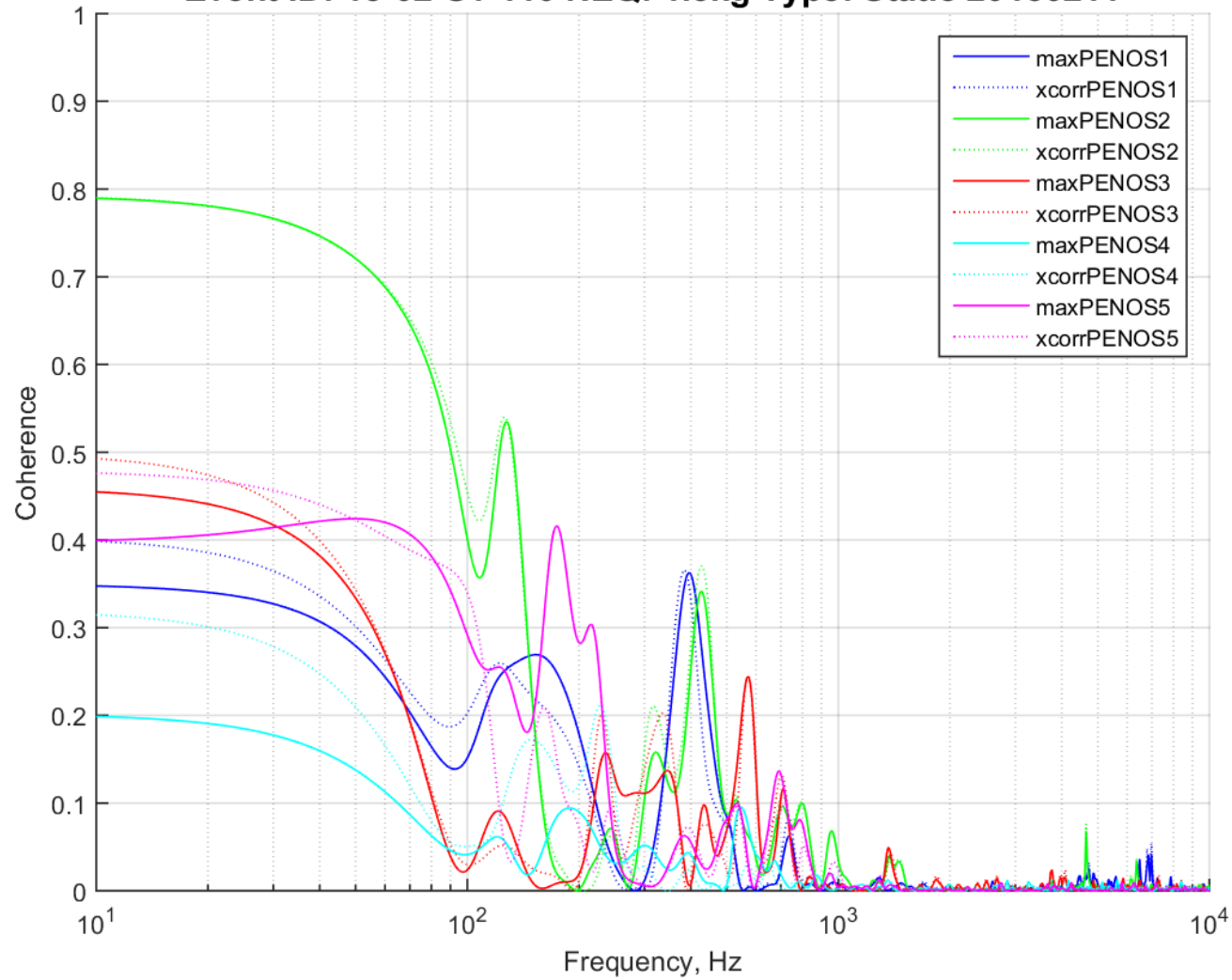


FIGURE 2.448: COHERENCE PEN_OS 1 - 5 15-02-S1-110

Event ID: 15-02-S1-110 NEQ: 1.3kg Type: Static 20150211

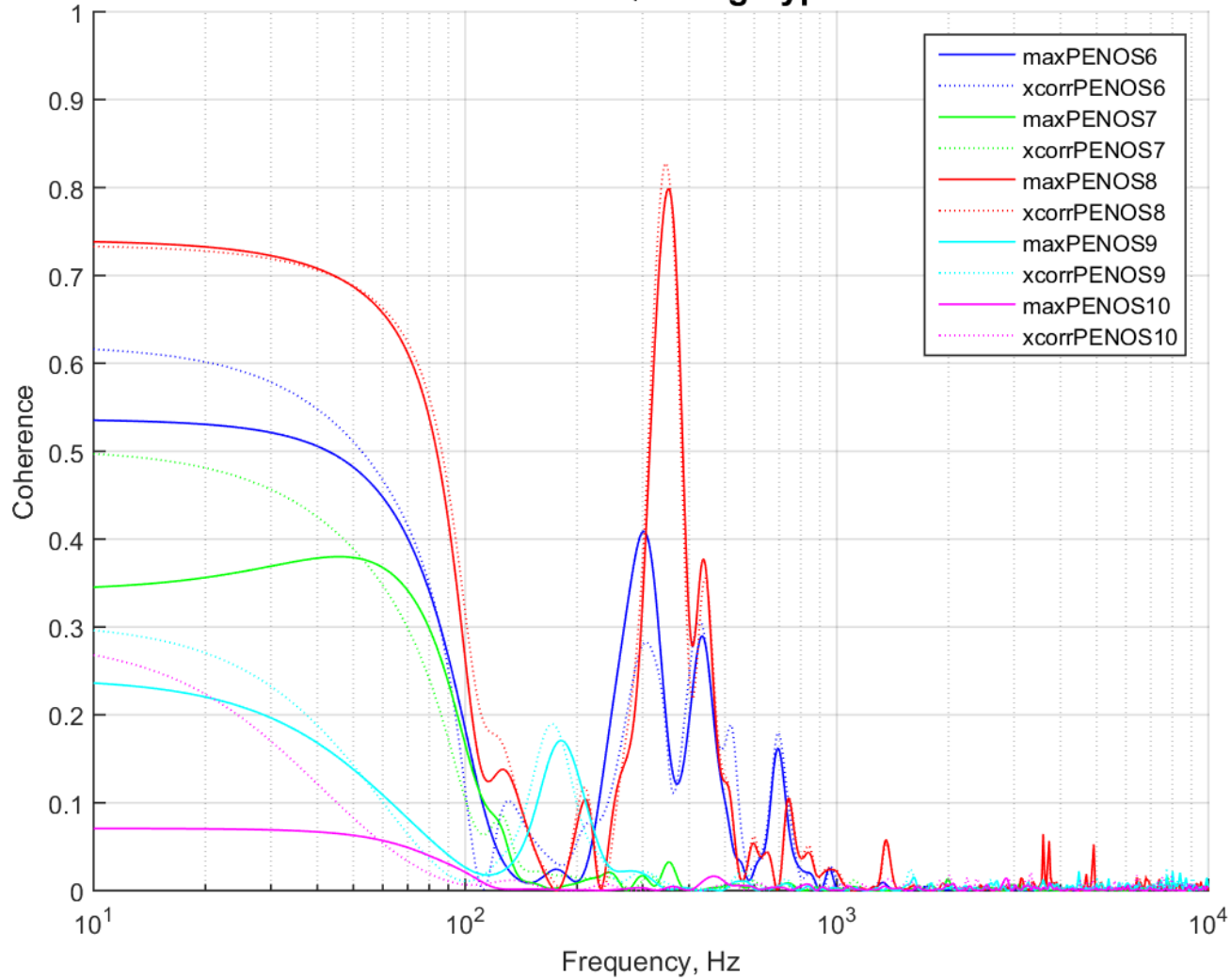


FIGURE 2.449: COHERENCE PEN_OS 6 - 10 15-02-S1-110CTD

Event ID: 15-02-S1-110 NEQ: 1.3kg Type: Static 20150211

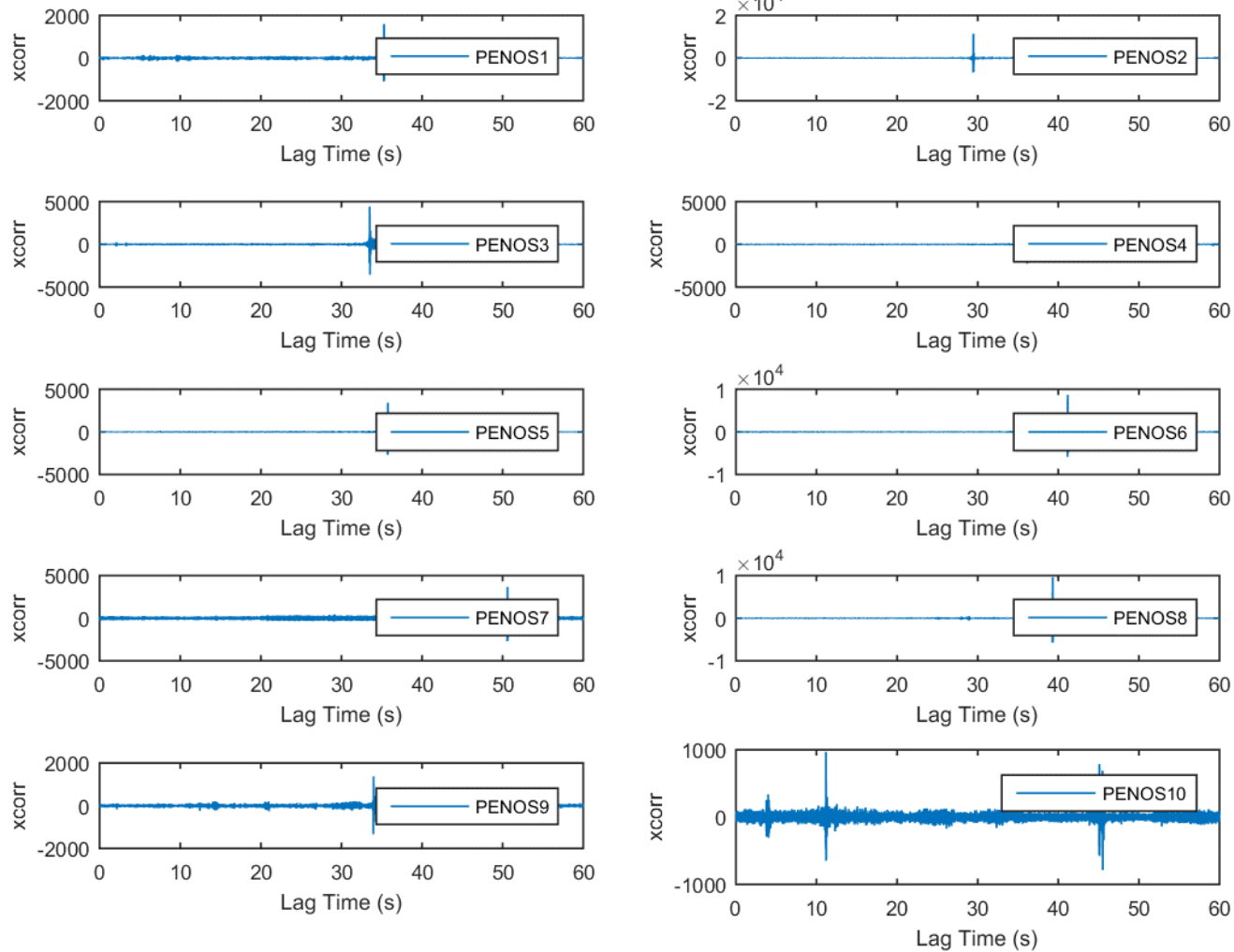


FIGURE 2.450: CROSS CORRELATION PEN_OS 1 - 10 15-02-S1-110

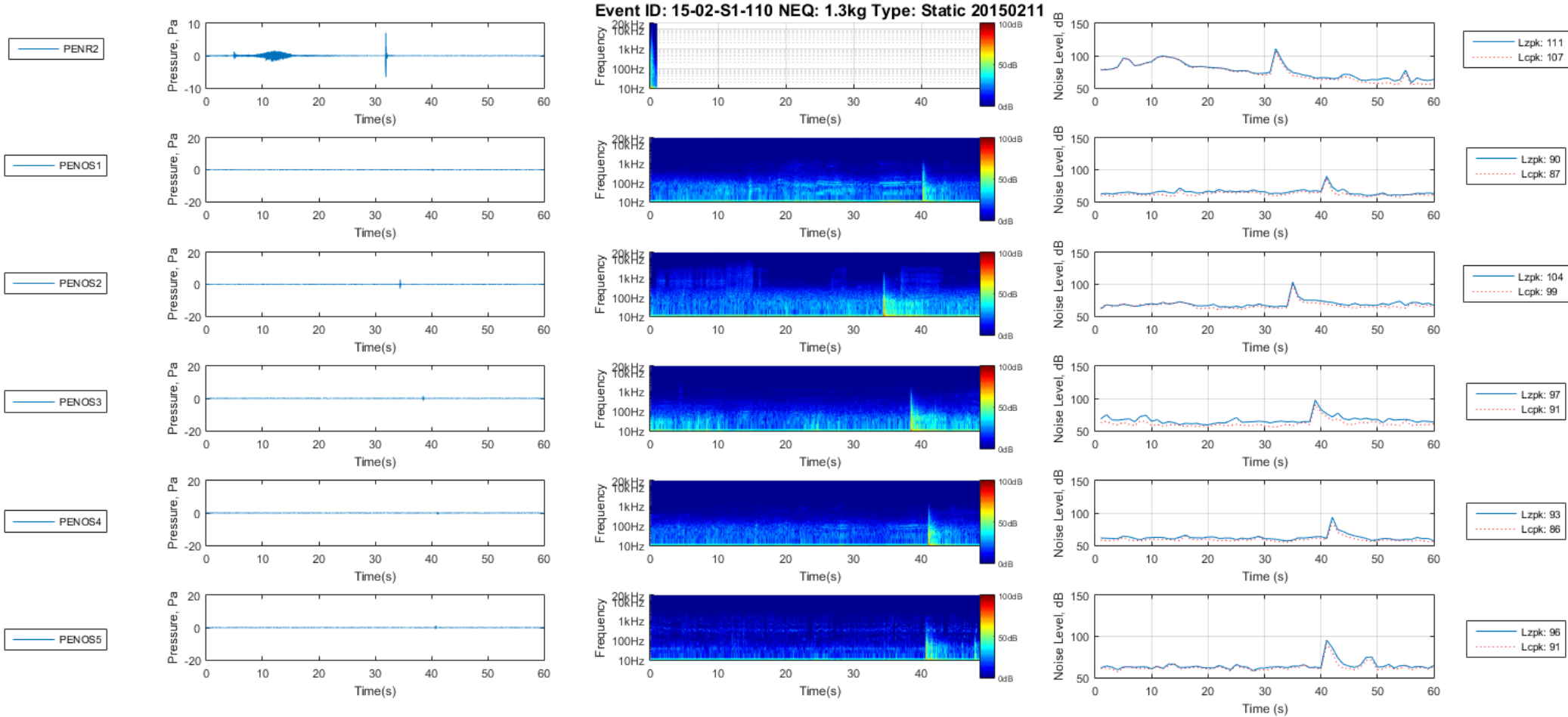


FIGURE 2.451: PEN_OS 1 - 5 15-02-S1-110

Event ID: 15-02-S1-110 NEQ: 1.3kg Type: Static 20150211 CTD

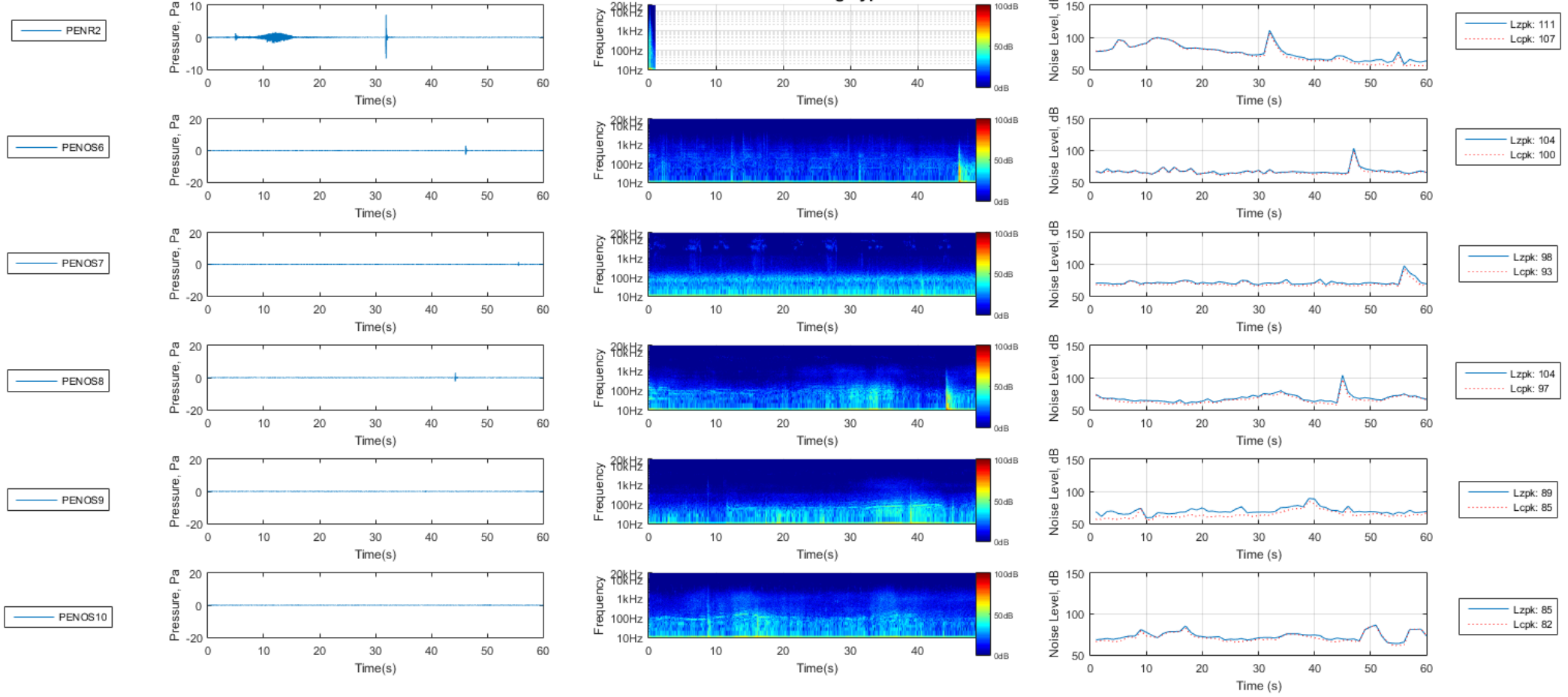


FIGURE 2.452: PEN_OS 6 - 10 15-02-S1-110

Event ID: 15-02-S1-110 NEQ: 1.3kg Type: Static 20150211

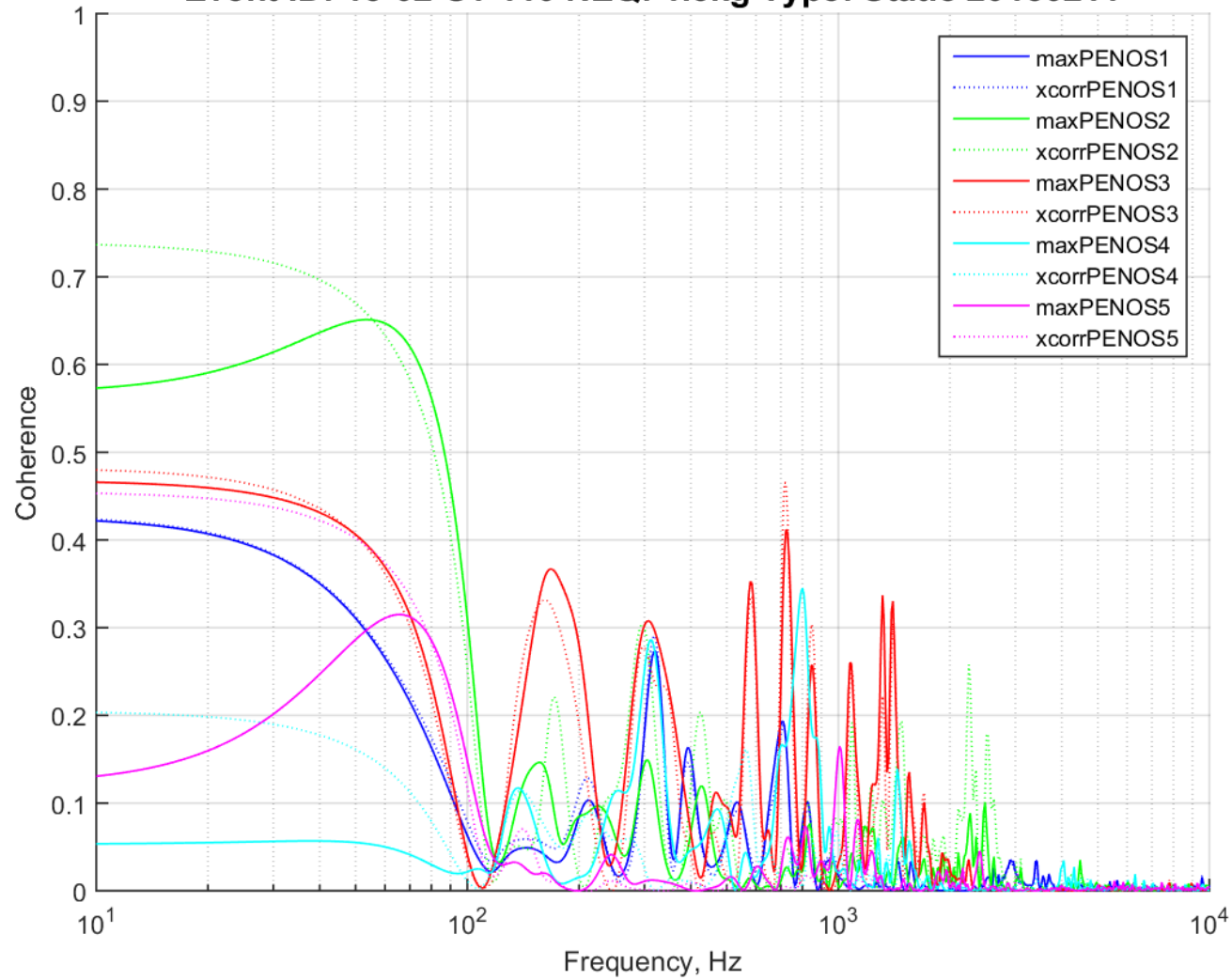


FIGURE 2.453: COHERENCE PEN_OS 1 - 5 15-02-S1-110

Event ID: 15-02-S1-110 NEQ: 1.3kg Type: Static 20150211

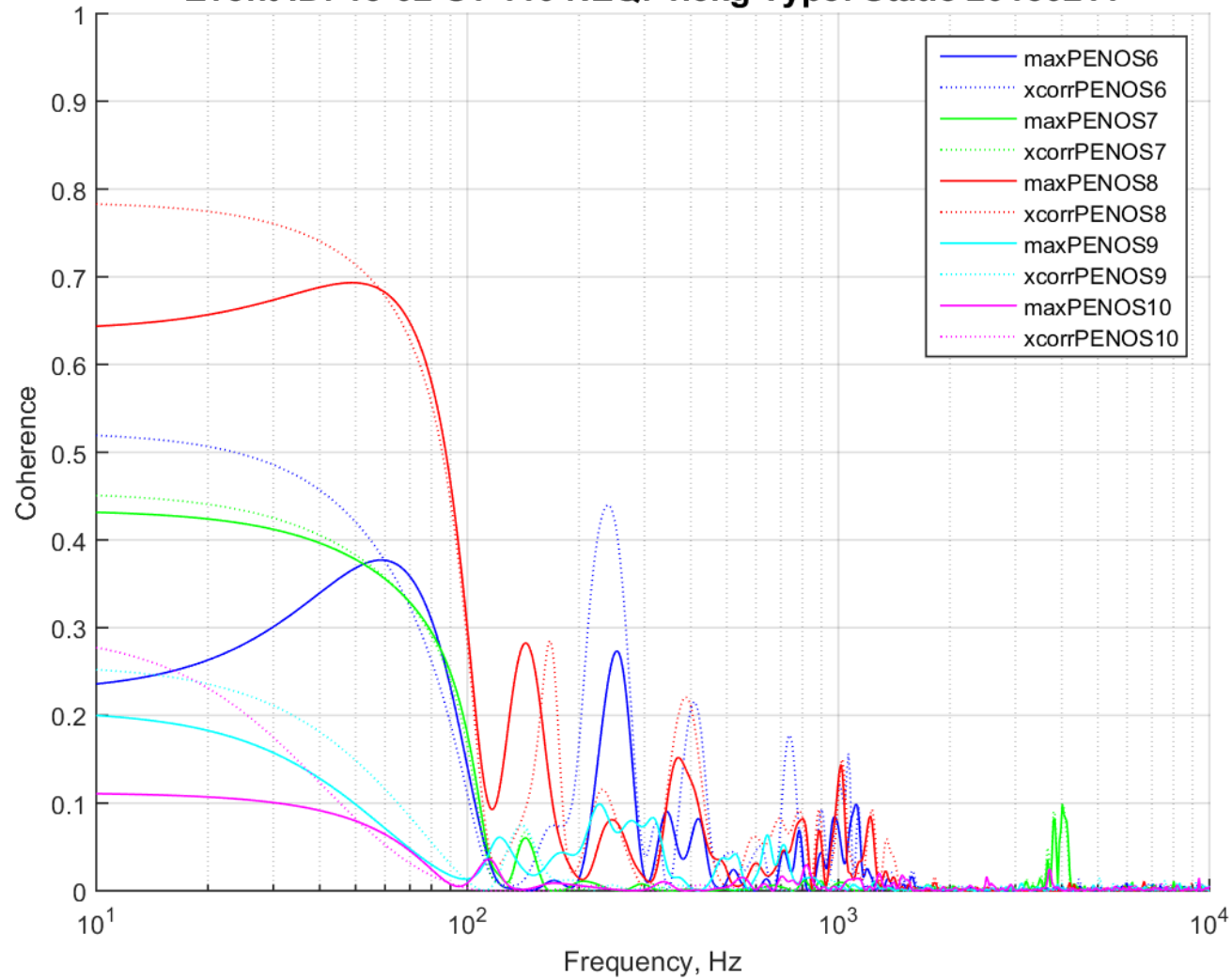


FIGURE 2.454: COHERENCE PEN_OS 6 - 10 15-02-S1-110CTD

Event ID: 15-02-S1-110 NEQ: 1.3kg Type: Static 20150211

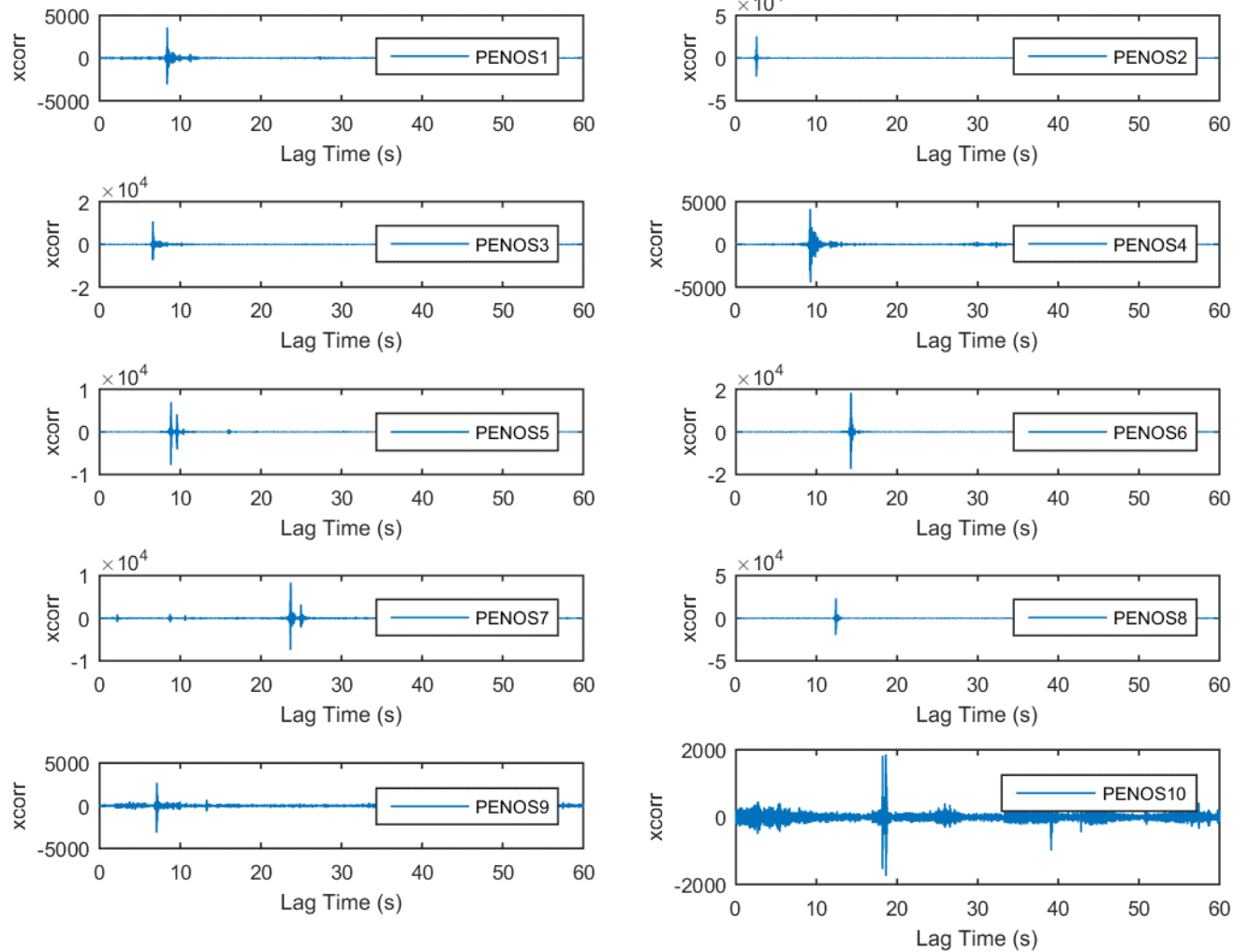


FIGURE 2.455: CROSS CORRELATION PEN_OS 1 - 10 15-02-S1-110

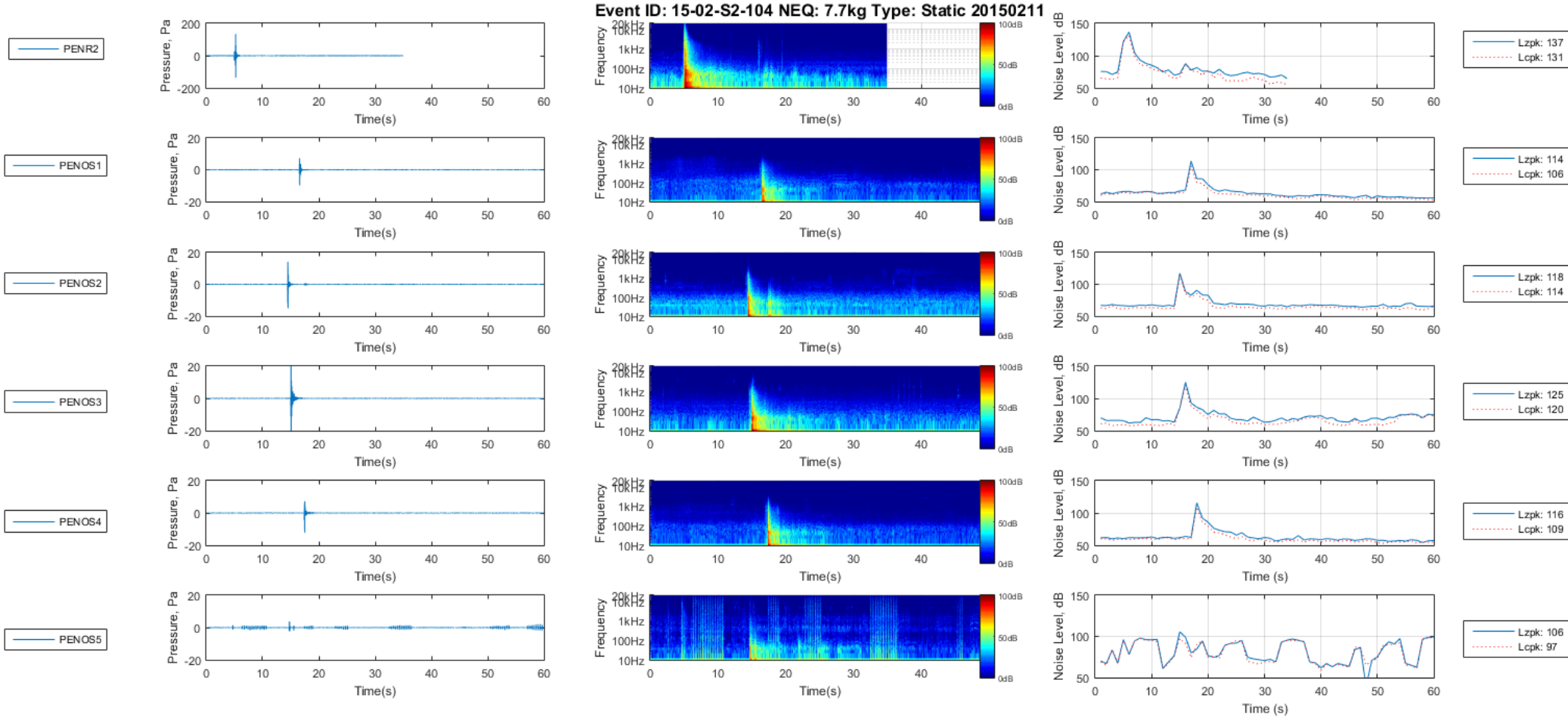


FIGURE 2.456: PEN_OS 1 - 5 15-02-S2-104

Event ID: 15-02-S2-104 NEQ: 7.7kg Type: Static 20150211 CTD

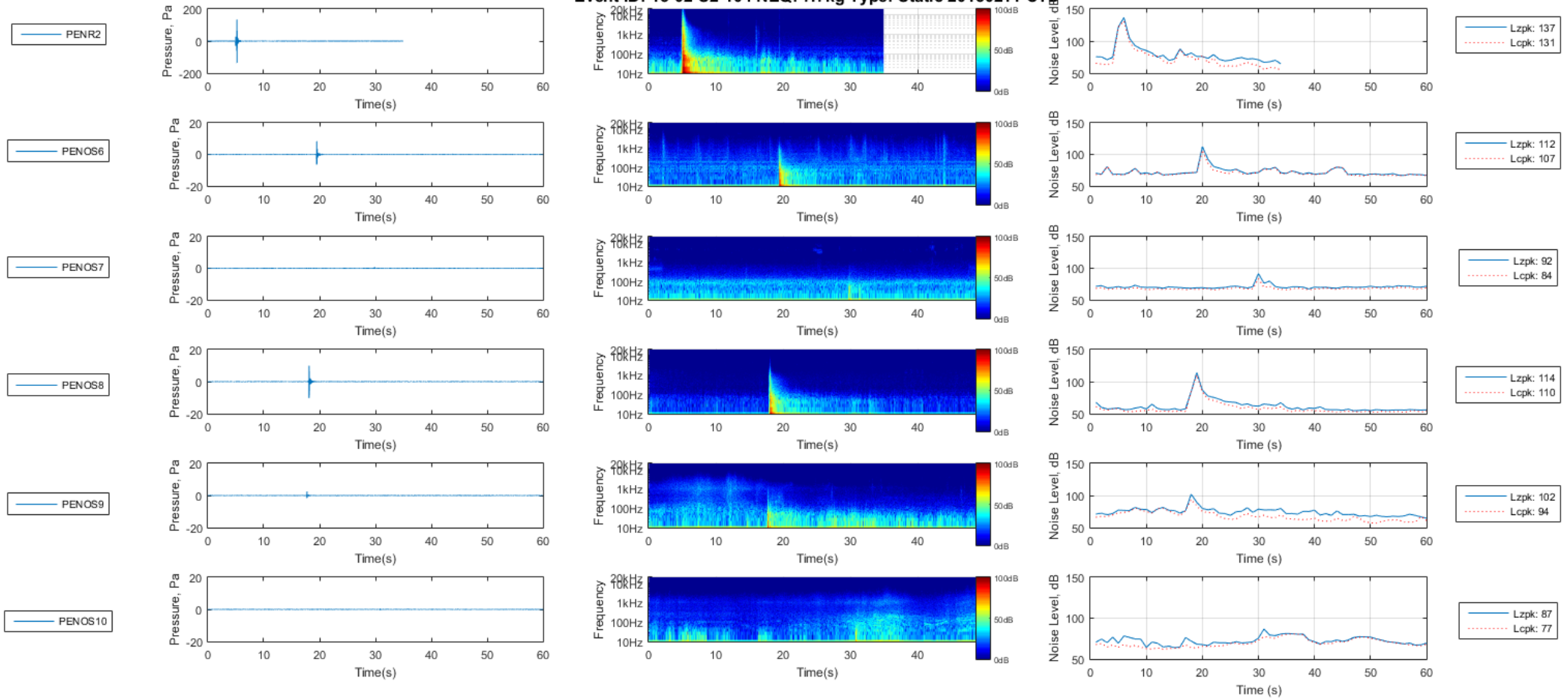


FIGURE 2.457: PEN_OS 6 - 10 15-02-S2-104

Event ID: 15-02-S2-104 NEQ: 7.7kg Type: Static 20150211

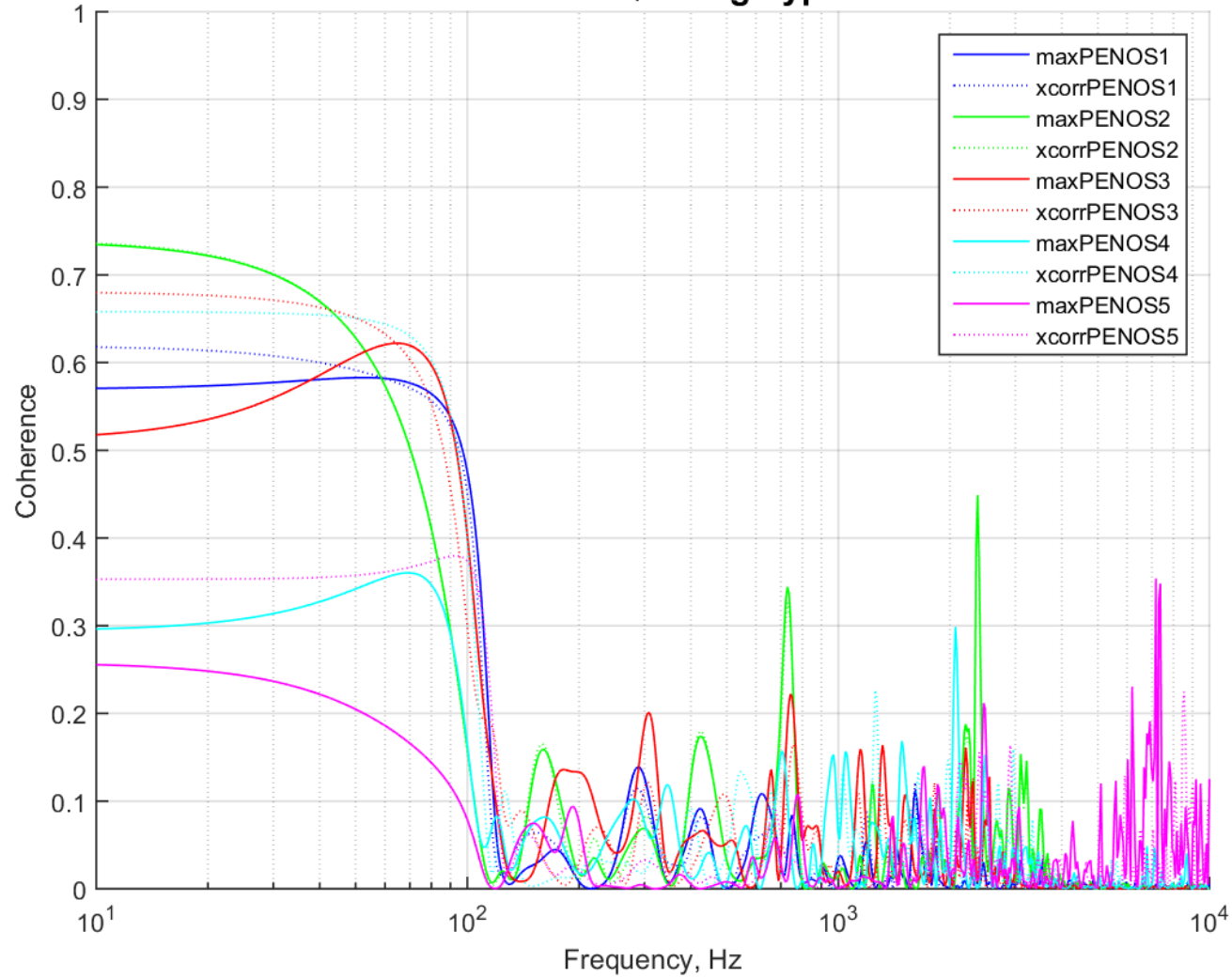


FIGURE 2.458: COHERENCE PEN_OS 1 - 5 15-02-S2-104

Event ID: 15-02-S2-104 NEQ: 7.7kg Type: Static 20150211

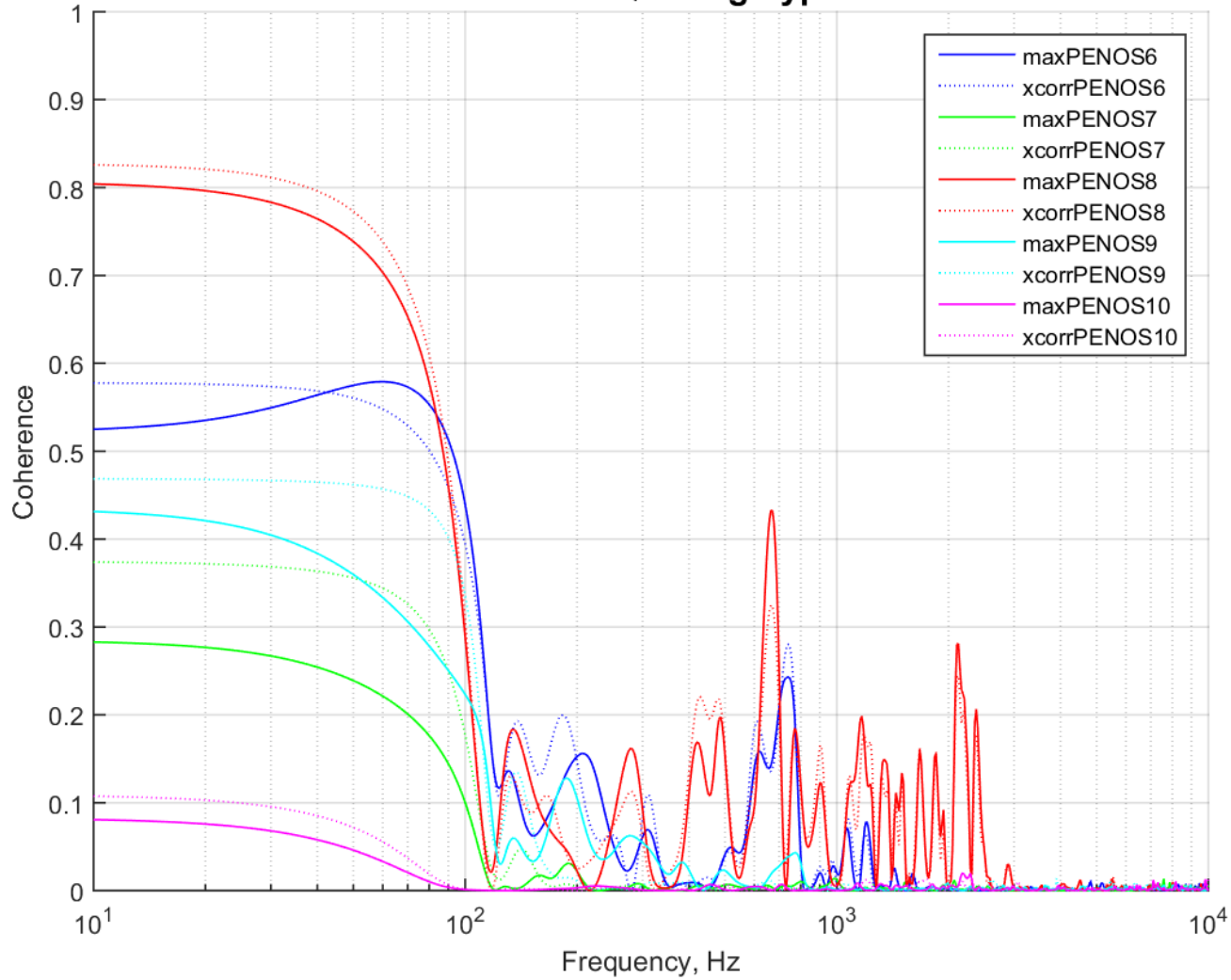


FIGURE 2.459: COHERENCE PEN_OS 6 - 10 15-02-S2-104CTD

Event ID: 15-02-S2-104 NEQ: 7.7kg Type: Static 20150211

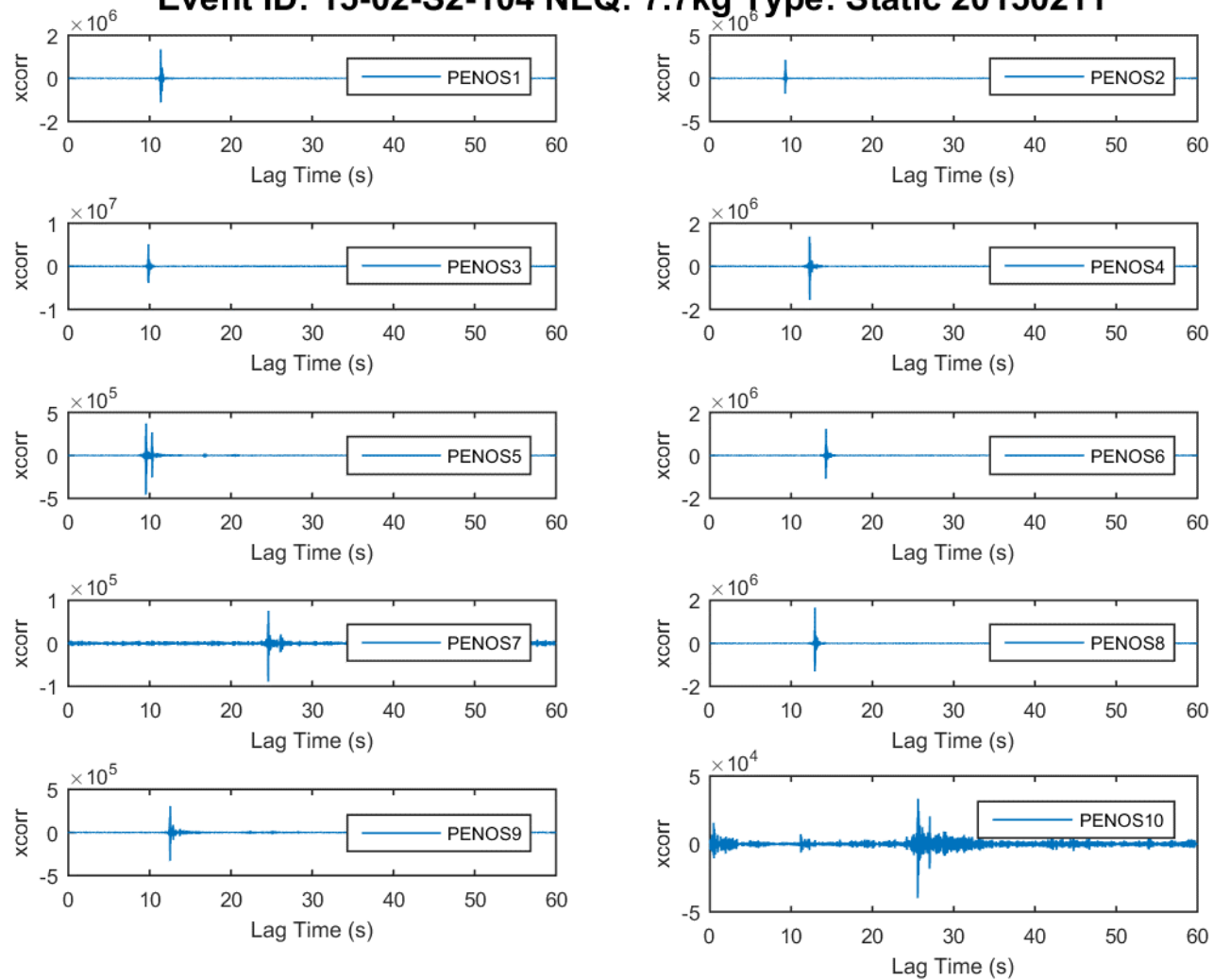


FIGURE 2.460: CROSS CORRELATION PEN_OS 1 - 10 15-02-S2-104

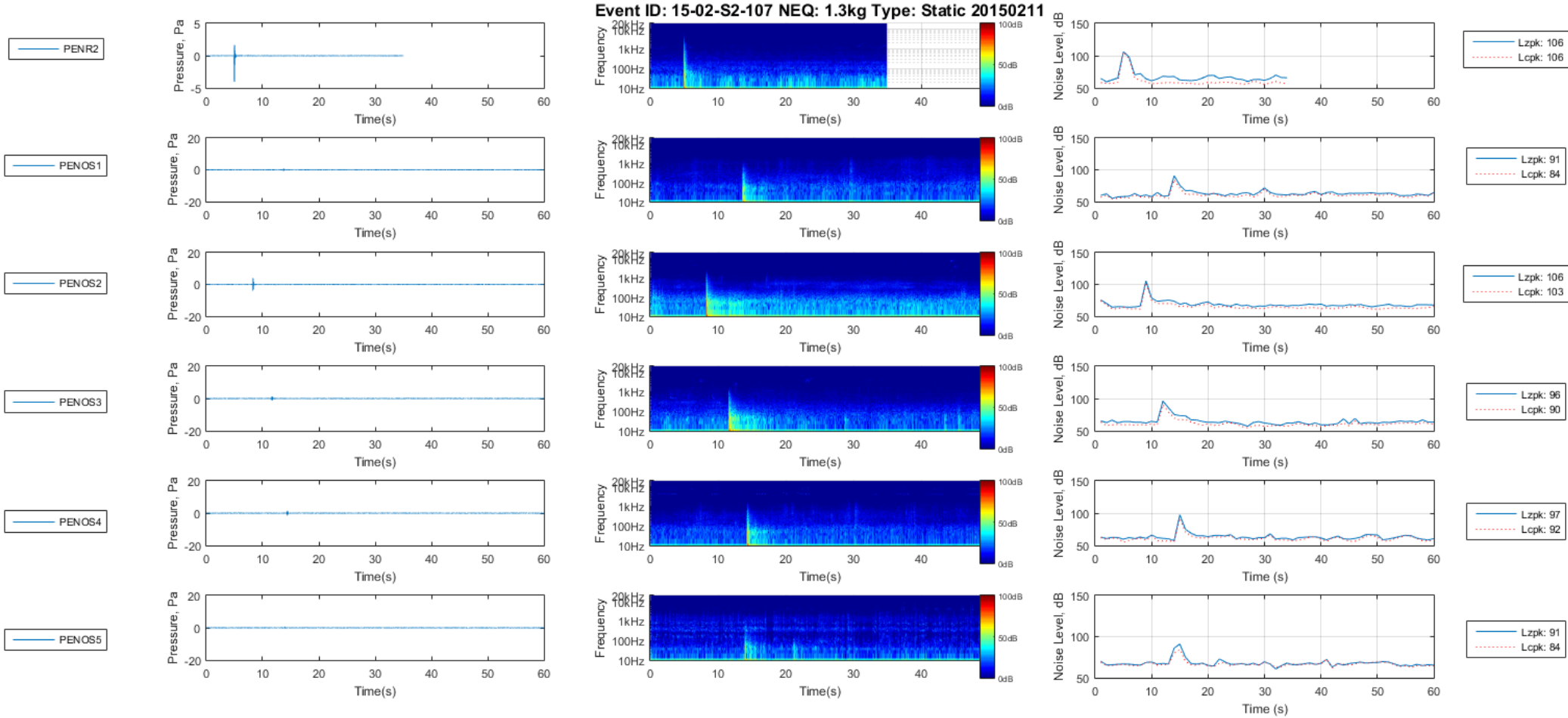


FIGURE 2.461: PEN_OS 1 - 5 15-02-S2-107

Event ID: 15-02-S2-107 NEQ: 1.3kg Type: Static 20150211 CTD

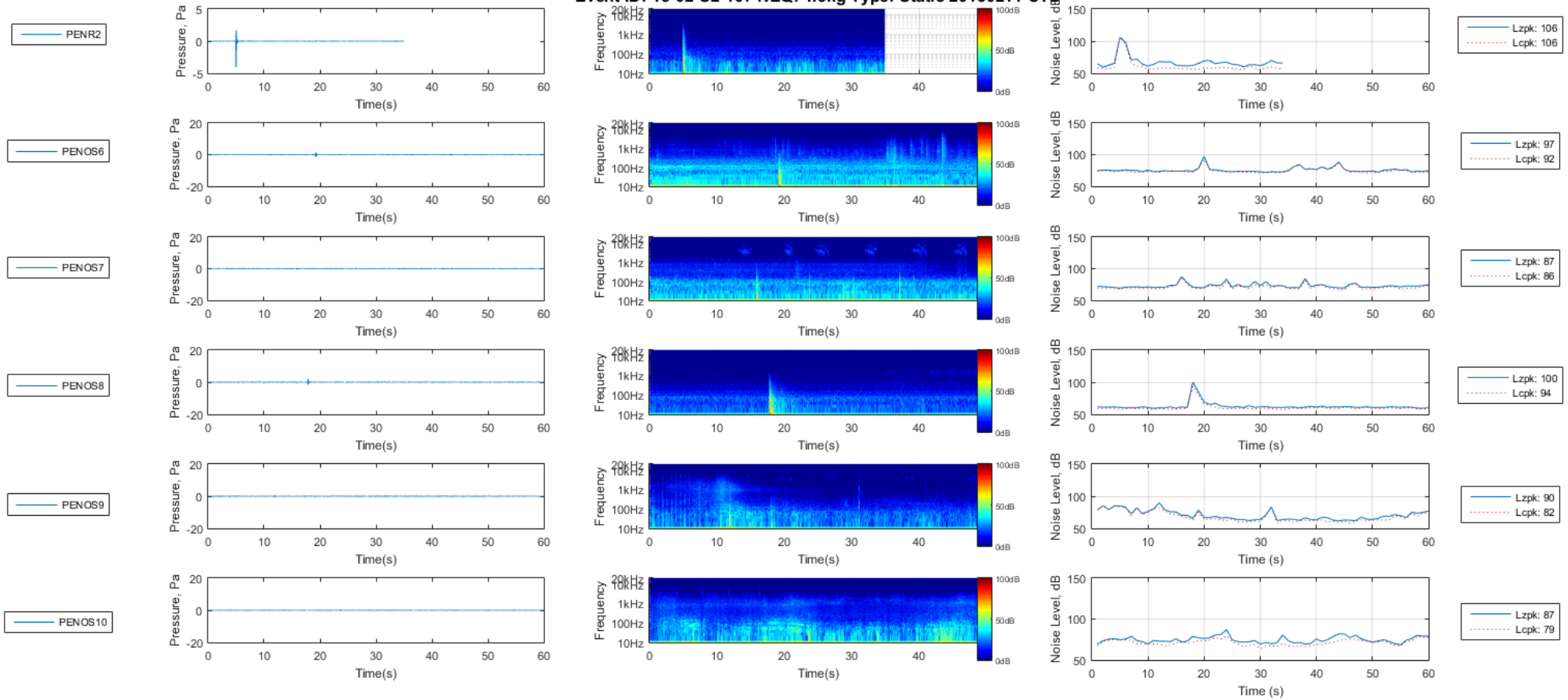


FIGURE 2.462: PEN_OS 6 - 10 15-02-S2-107

Event ID: 15-02-S2-107 NEQ: 1.3kg Type: Static 20150211

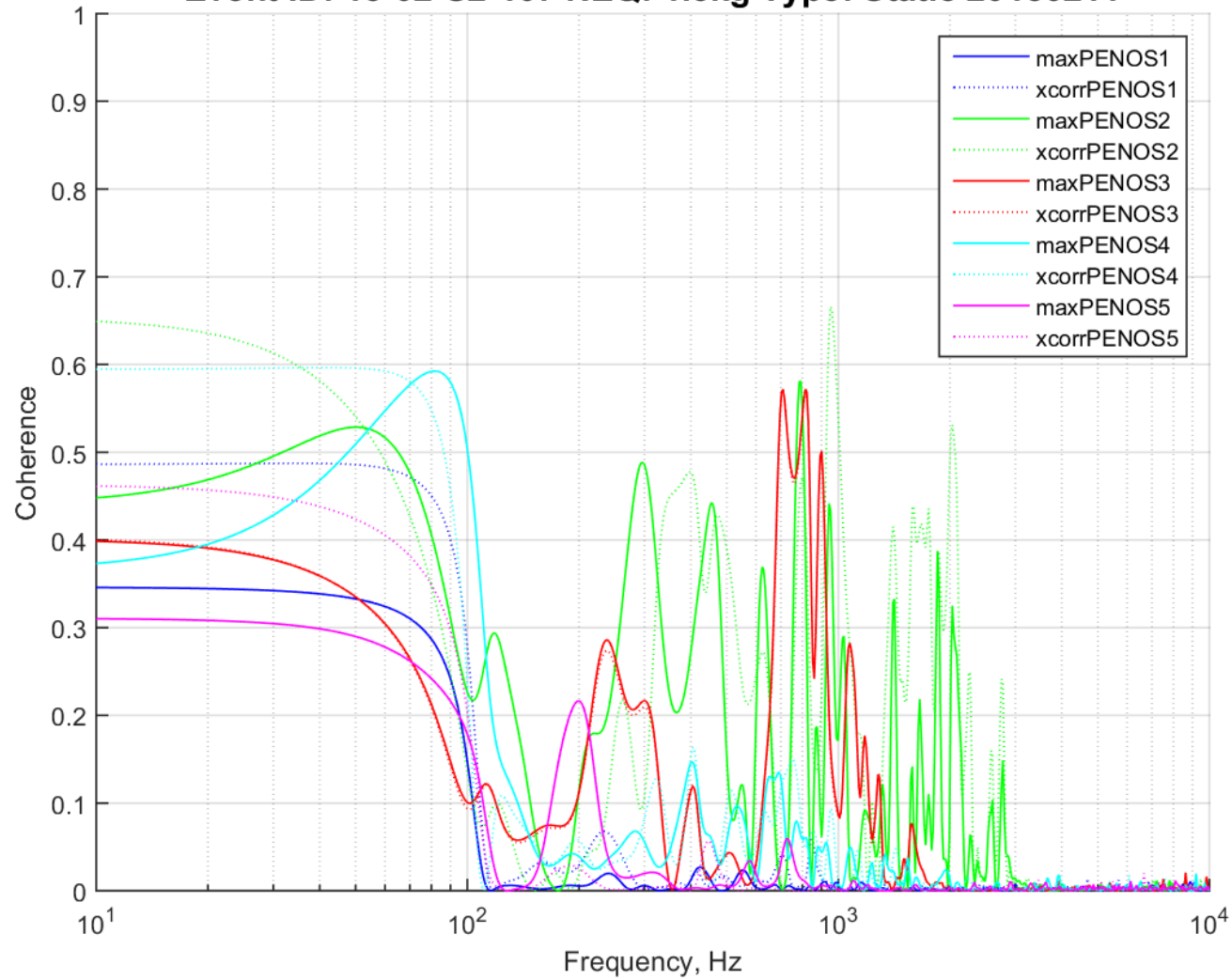


FIGURE 2.463: COHERENCE PEN_OS 1 - 5 15-02-S2-107

Event ID: 15-02-S2-107 NEQ: 1.3kg Type: Static 20150211

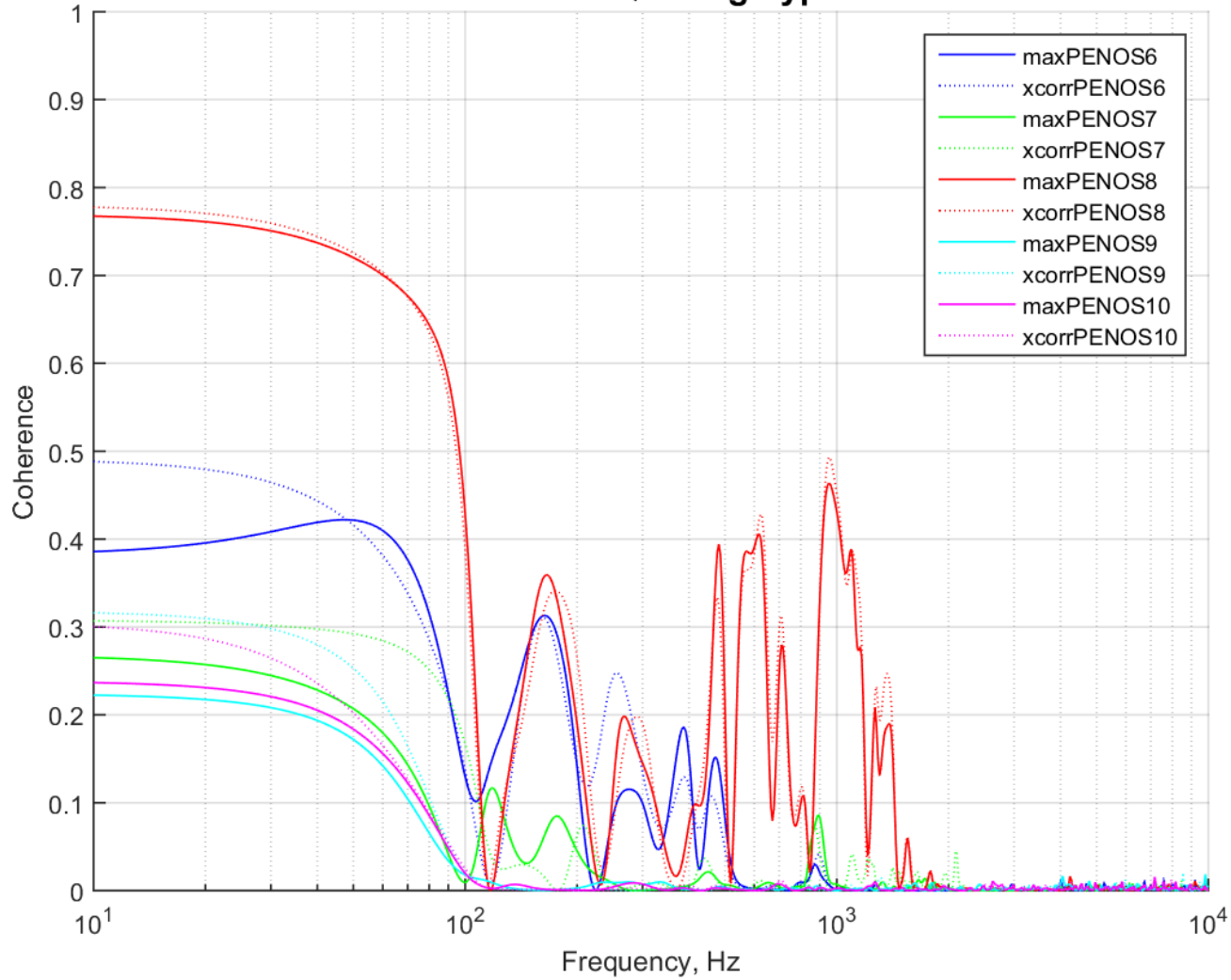


FIGURE 2.464: COHERENCE PEN_OS 6 - 10 15-02-S2-107CTD

Event ID: 15-02-S2-107 NEQ: 1.3kg Type: Static 20150211

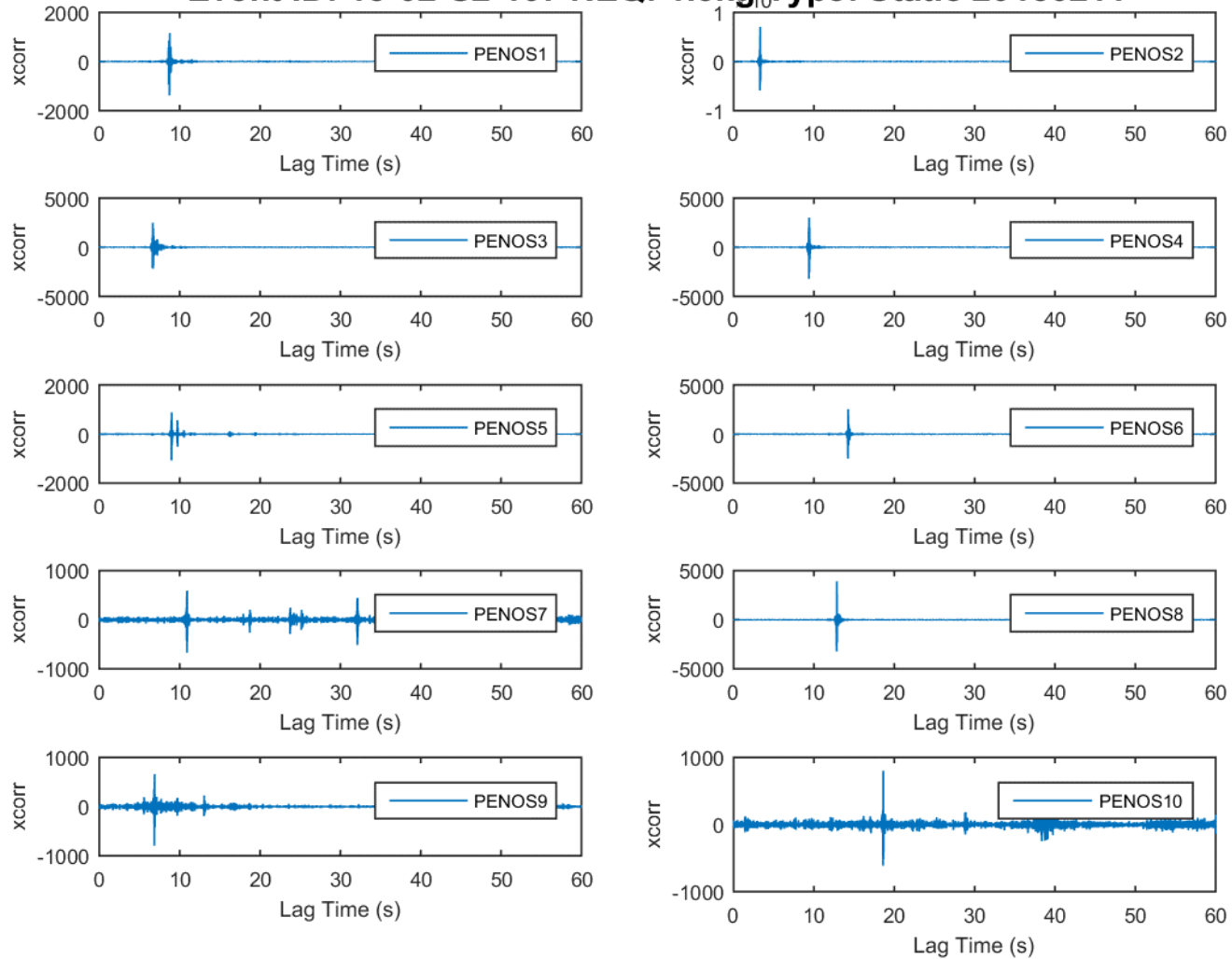


FIGURE 2.465: CROSS CORRELATION PEN_OS 1 - 10 15-02-S2-107

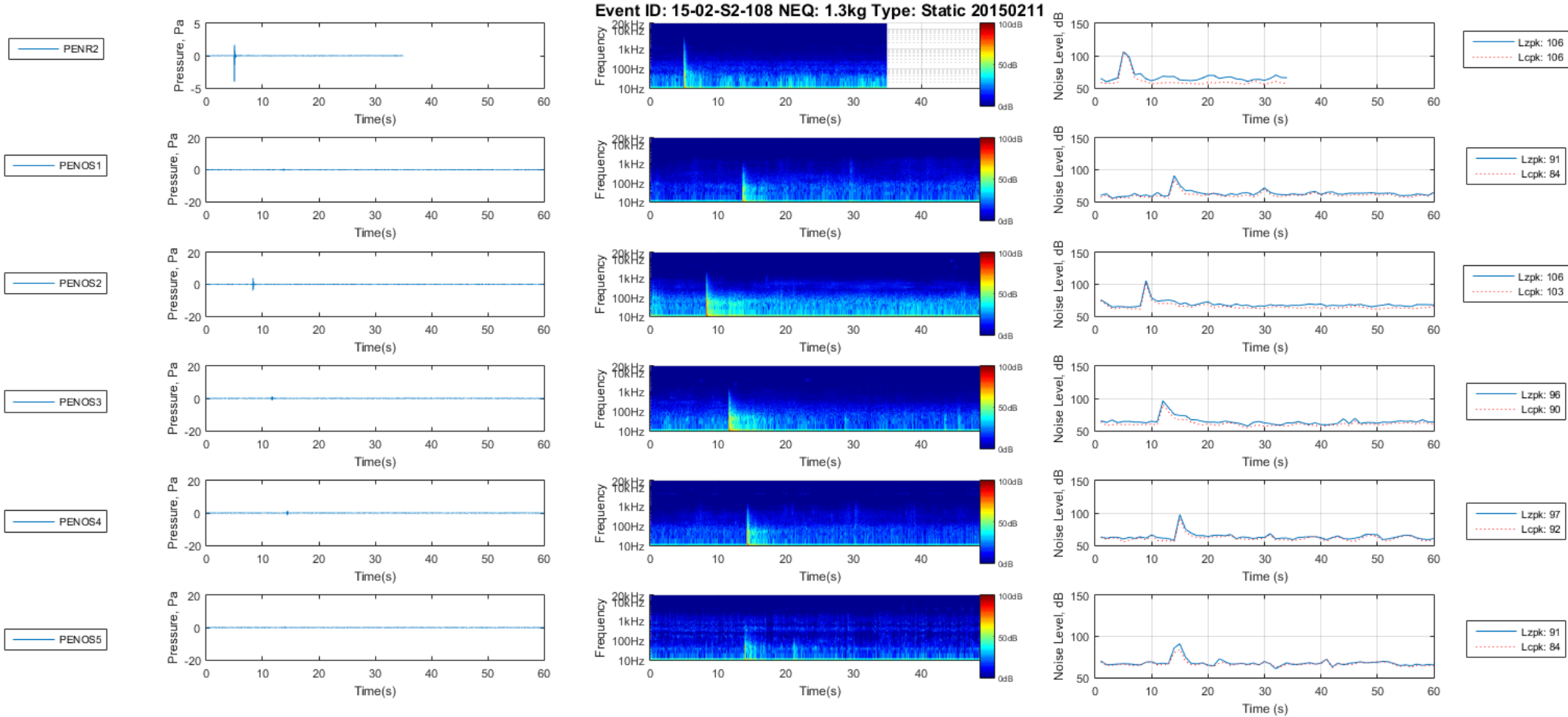


FIGURE 2.466: PEN_OS 1 - 5 15-02-S2-108

Event ID: 15-02-S2-108 NEQ: 1.3kg Type: Static 20150211 CTD

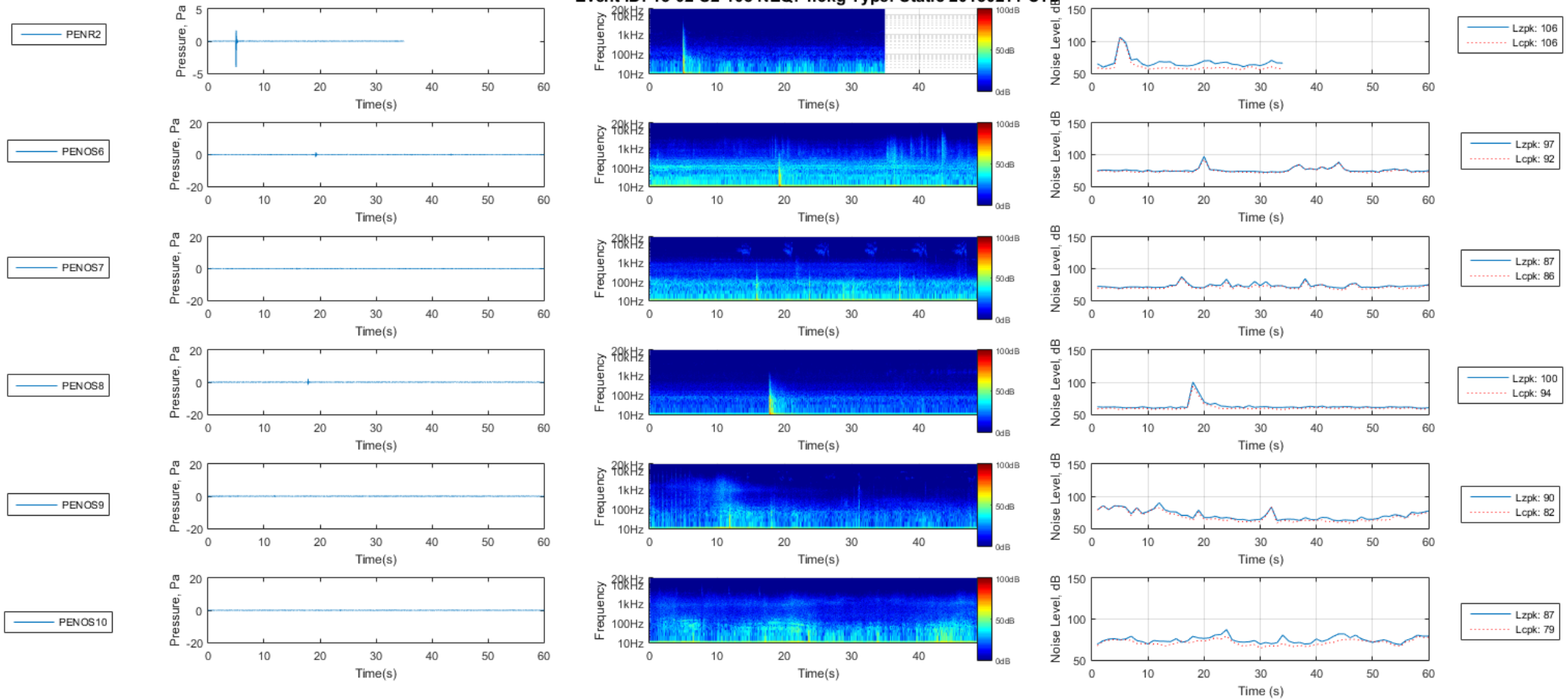


FIGURE 2.467: PEN_OS 6 - 10 15-02-S2-108

Event ID: 15-02-S2-108 NEQ: 1.3kg Type: Static 20150211

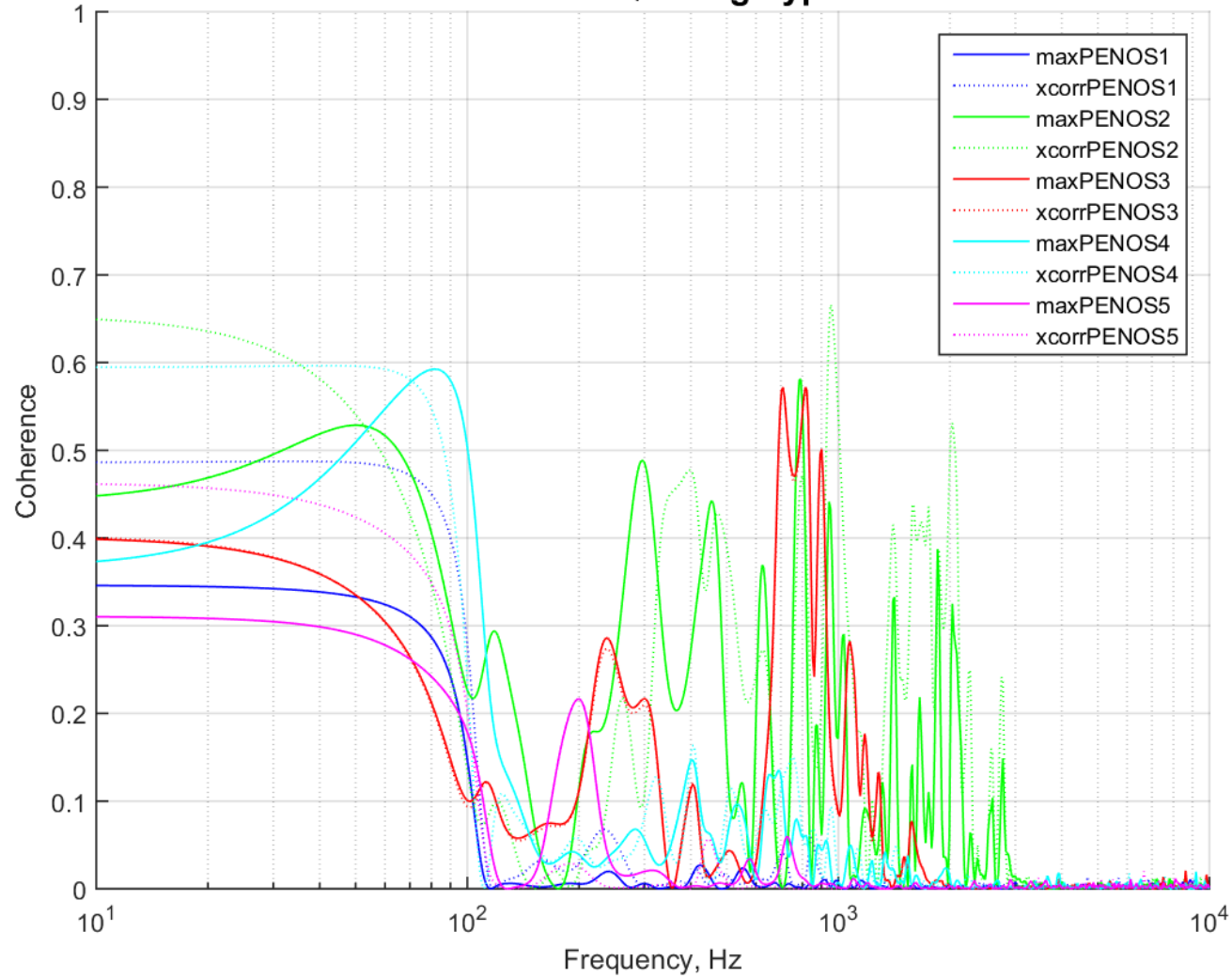


FIGURE 2.468: COHERENCE PEN_OS 1 - 5 15-02-S2-108

Event ID: 15-02-S2-108 NEQ: 1.3kg Type: Static 20150211

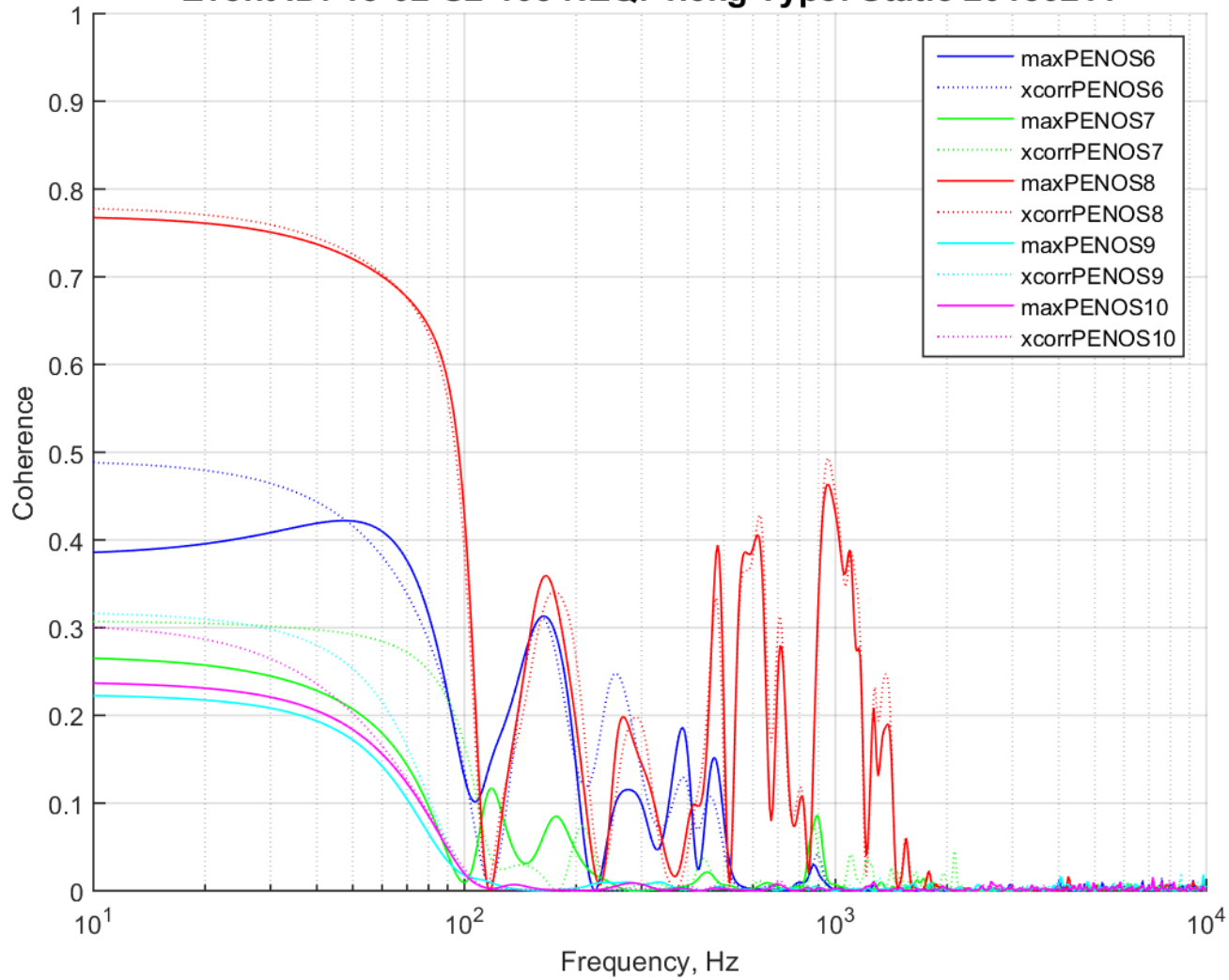


FIGURE 2.469: COHERENCE PEN_OS 6 - 10 15-02-S2-108CTD

Event ID: 15-02-S2-108 NEQ: 1.3kg Type: Static 20150211

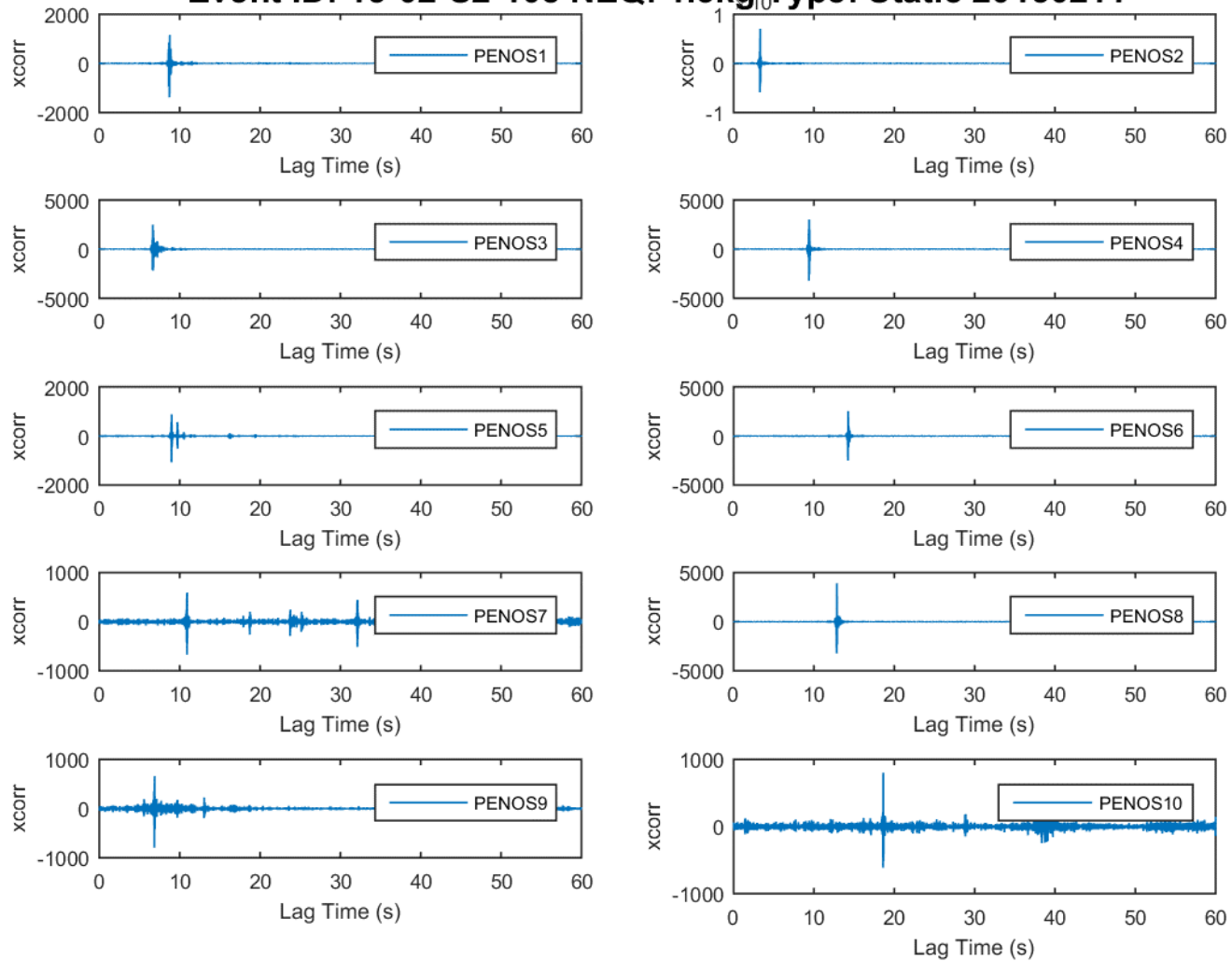


FIGURE 2.470: CROSS CORRELATION PEN_OS 1 - 10 15-02-S2-108

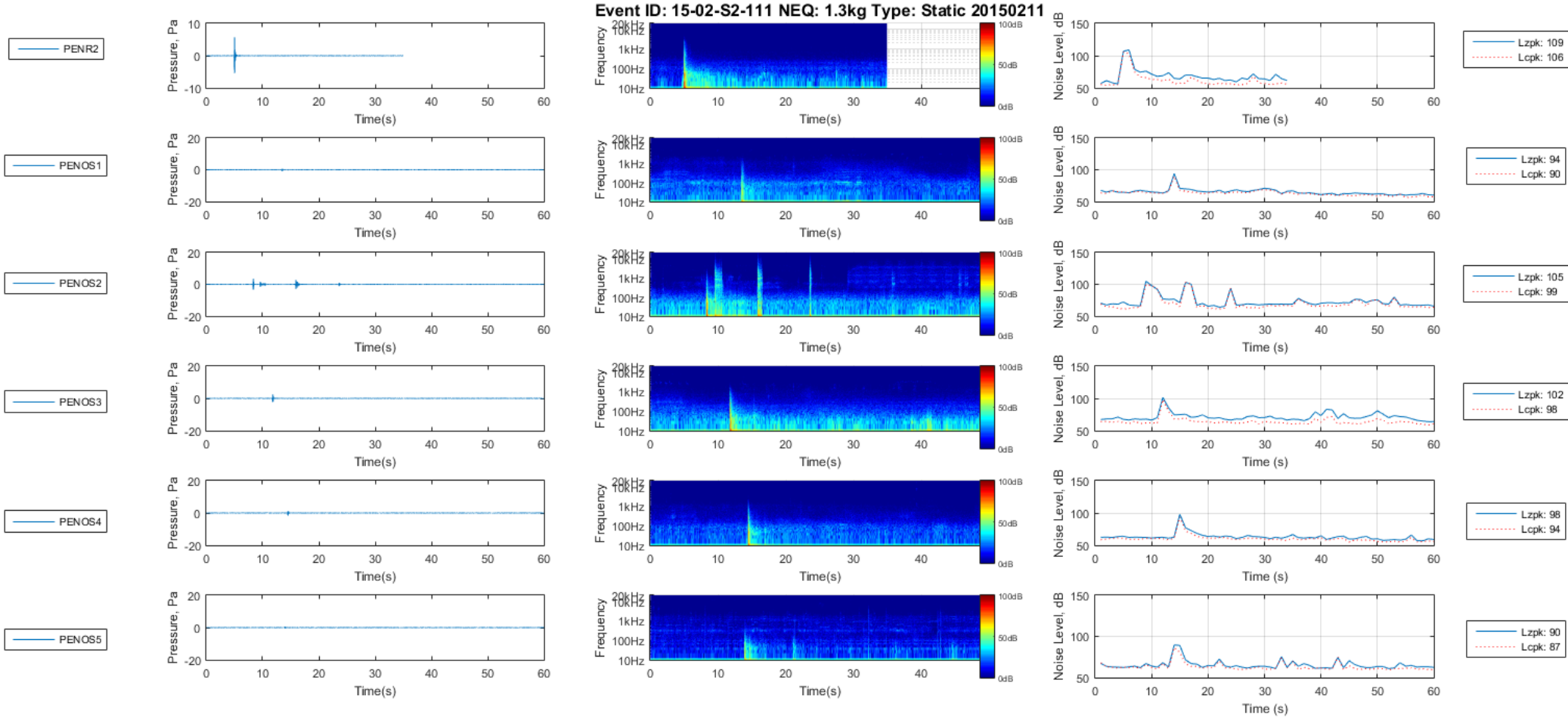


FIGURE 2.471: PEN_OS 1 - 5 15-02-S2-111

Event ID: 15-02-S2-111 NEQ: 1.3kg Type: Static 20150211 CTD

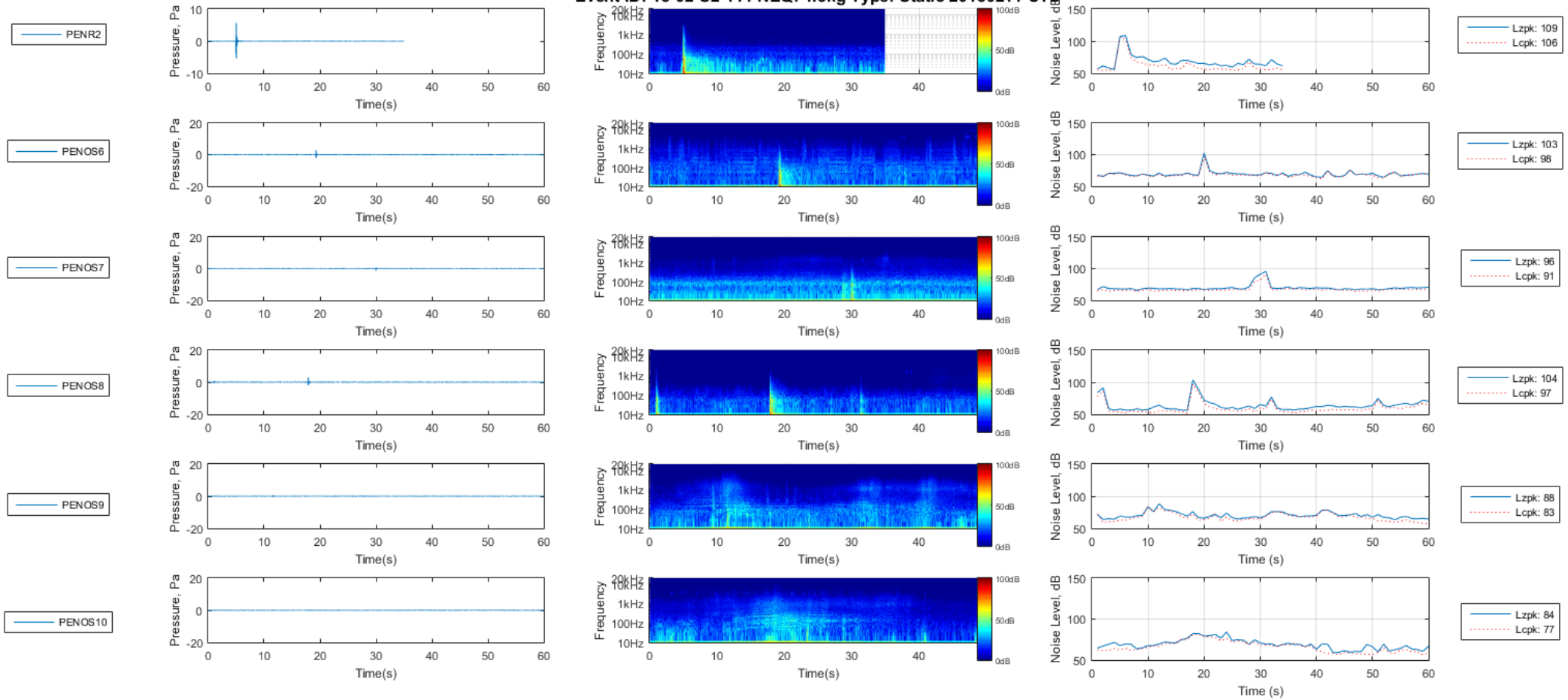


FIGURE 2.472: PEN_OS 6 - 10 15-02-S2-111

Event ID: 15-02-S2-111 NEQ: 1.3kg Type: Static 20150211

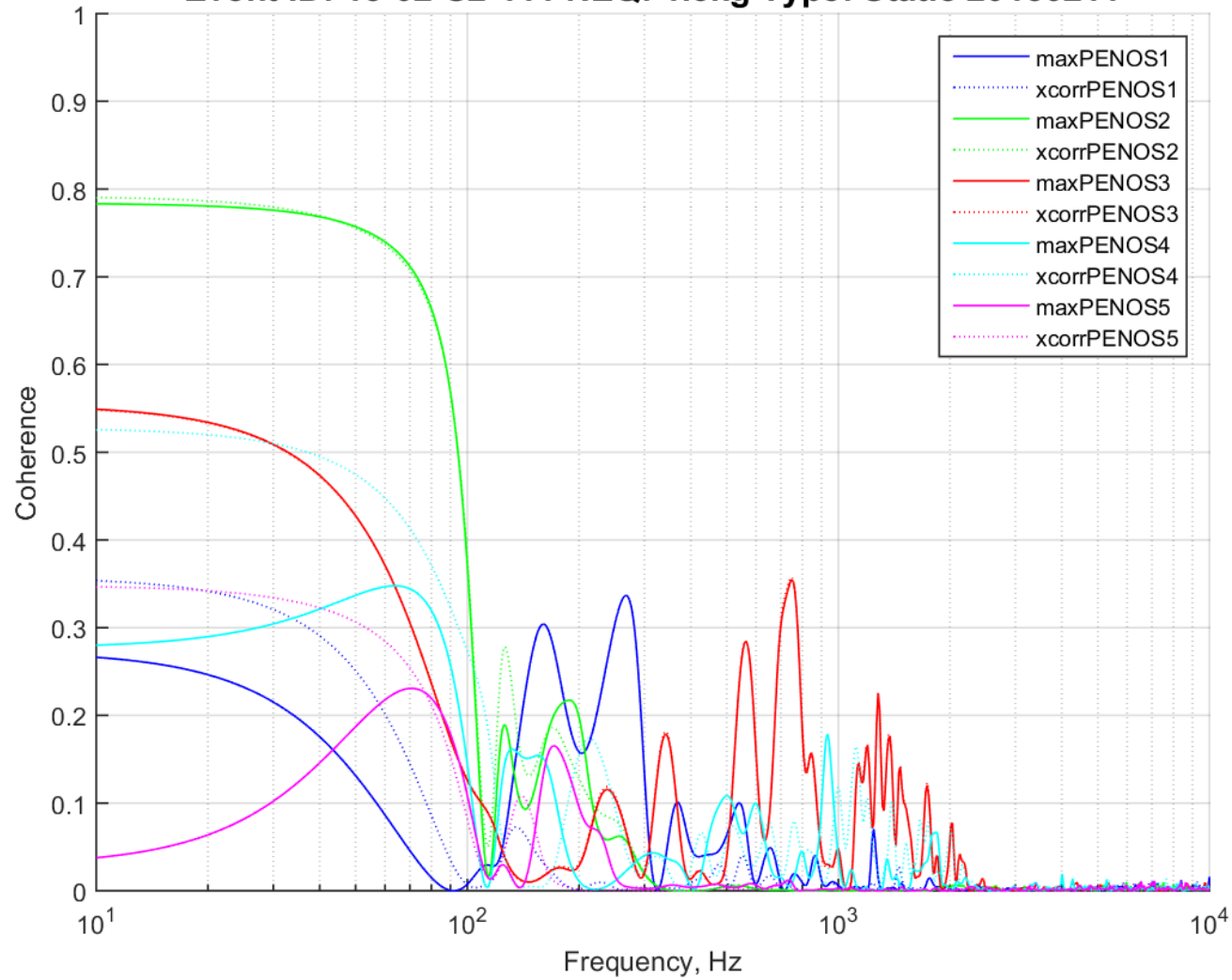


FIGURE 2.473: COHERENCE PEN_OS 1 - 5 15-02-S2-111

Event ID: 15-02-S2-111 NEQ: 1.3kg Type: Static 20150211

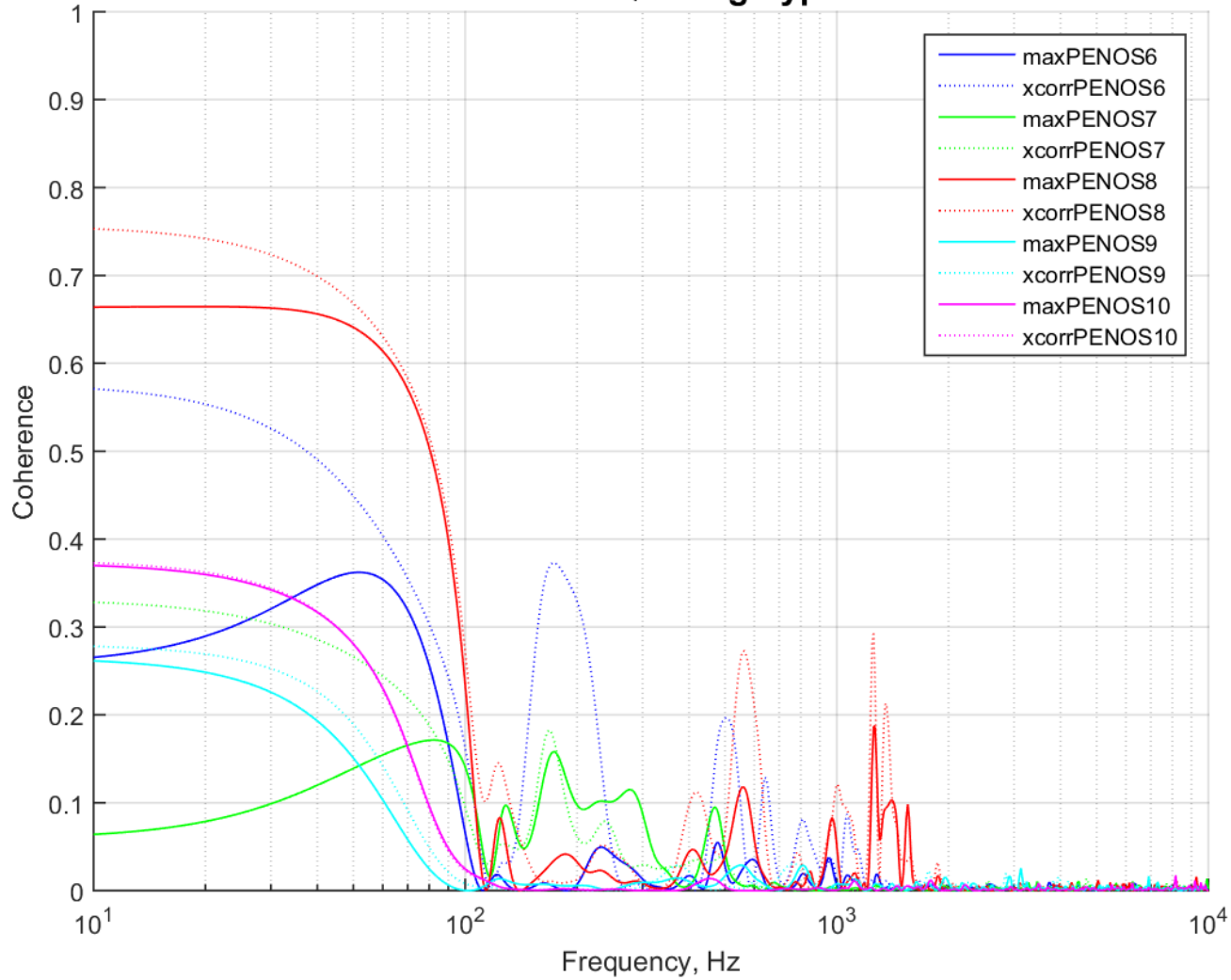


FIGURE 2.474: COHERENCE PEN_OS 6 - 10 15-02-S2-111CTD

Event ID: 15-02-S2-111 NEQ: 1.3kg Type: Static 20150211

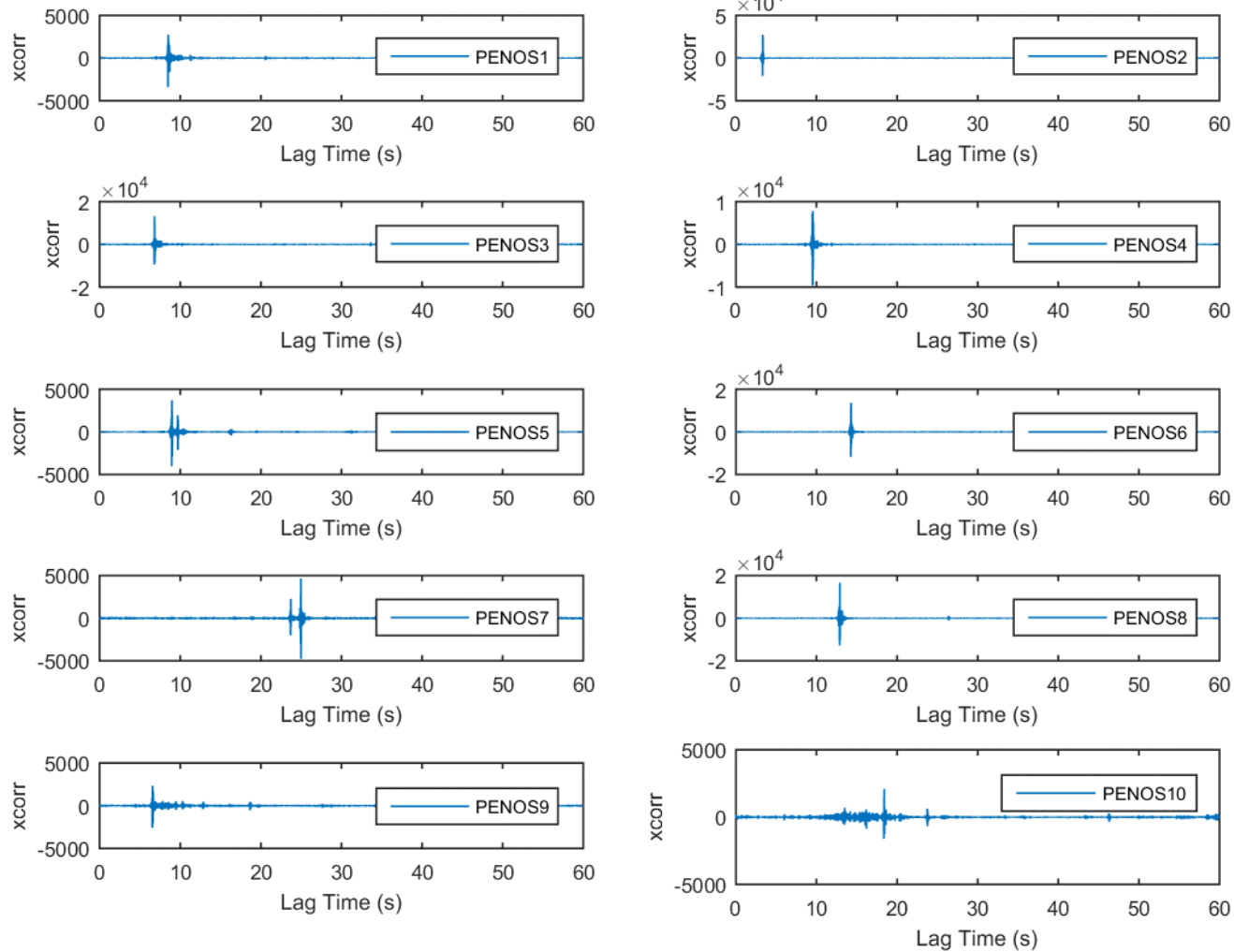


FIGURE 2.475: CROSS CORRELATION PEN_OS 1 - 10 15-02-S2-111

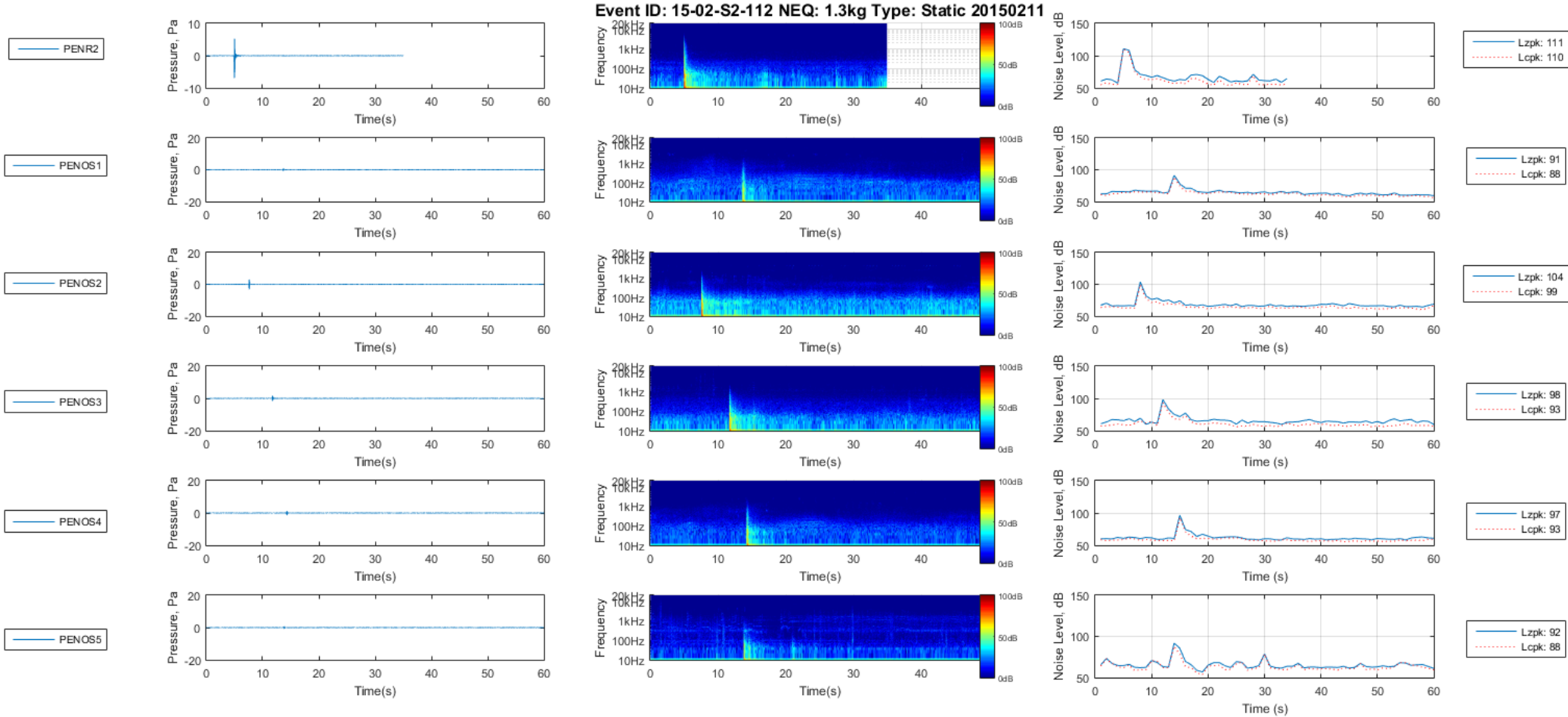


FIGURE 2.476: PEN_OS 1 - 5 15-02-S2-112

Event ID: 15-02-S2-112 NEQ: 1.3kg Type: Static 20150211 CTD

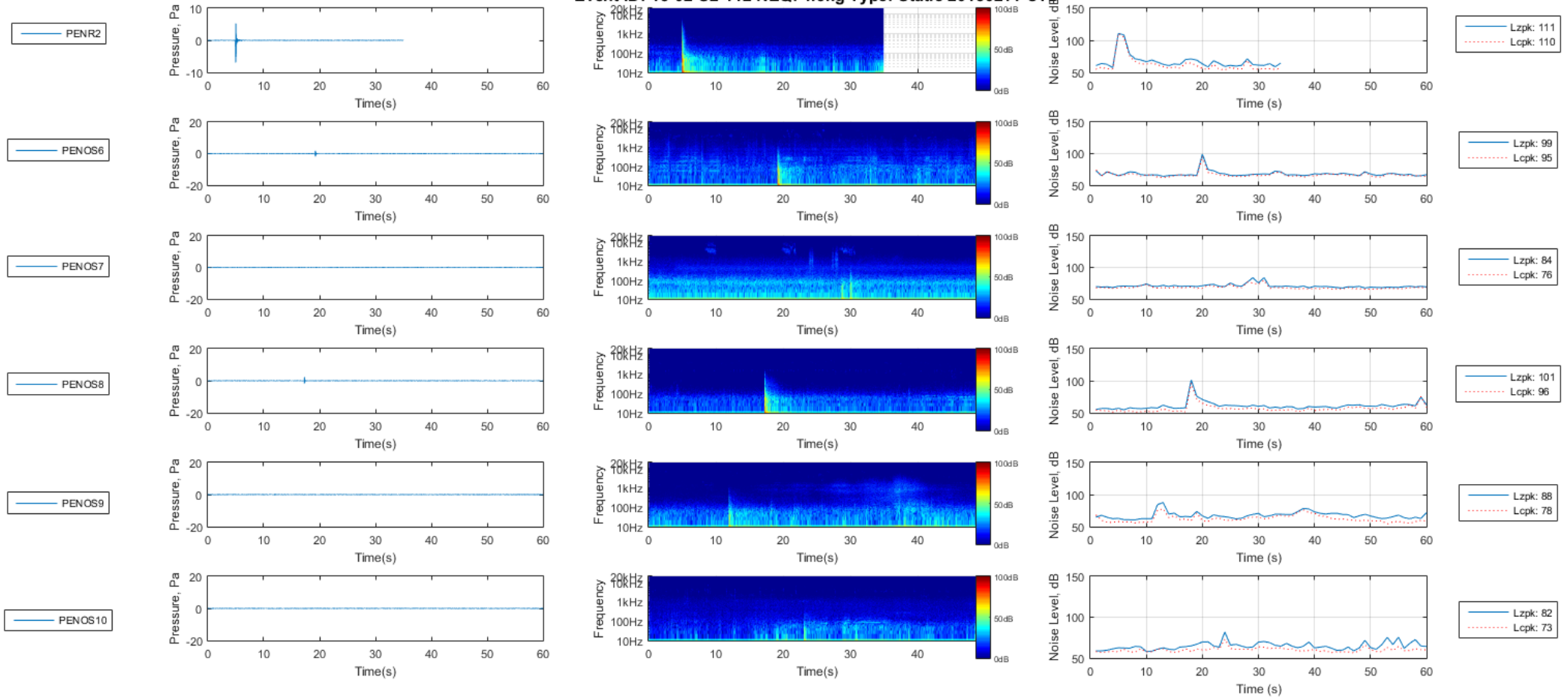


FIGURE 2.477: PEN_OS 6 - 10 15-02-S2-112

Event ID: 15-02-S2-112 NEQ: 1.3kg Type: Static 20150211

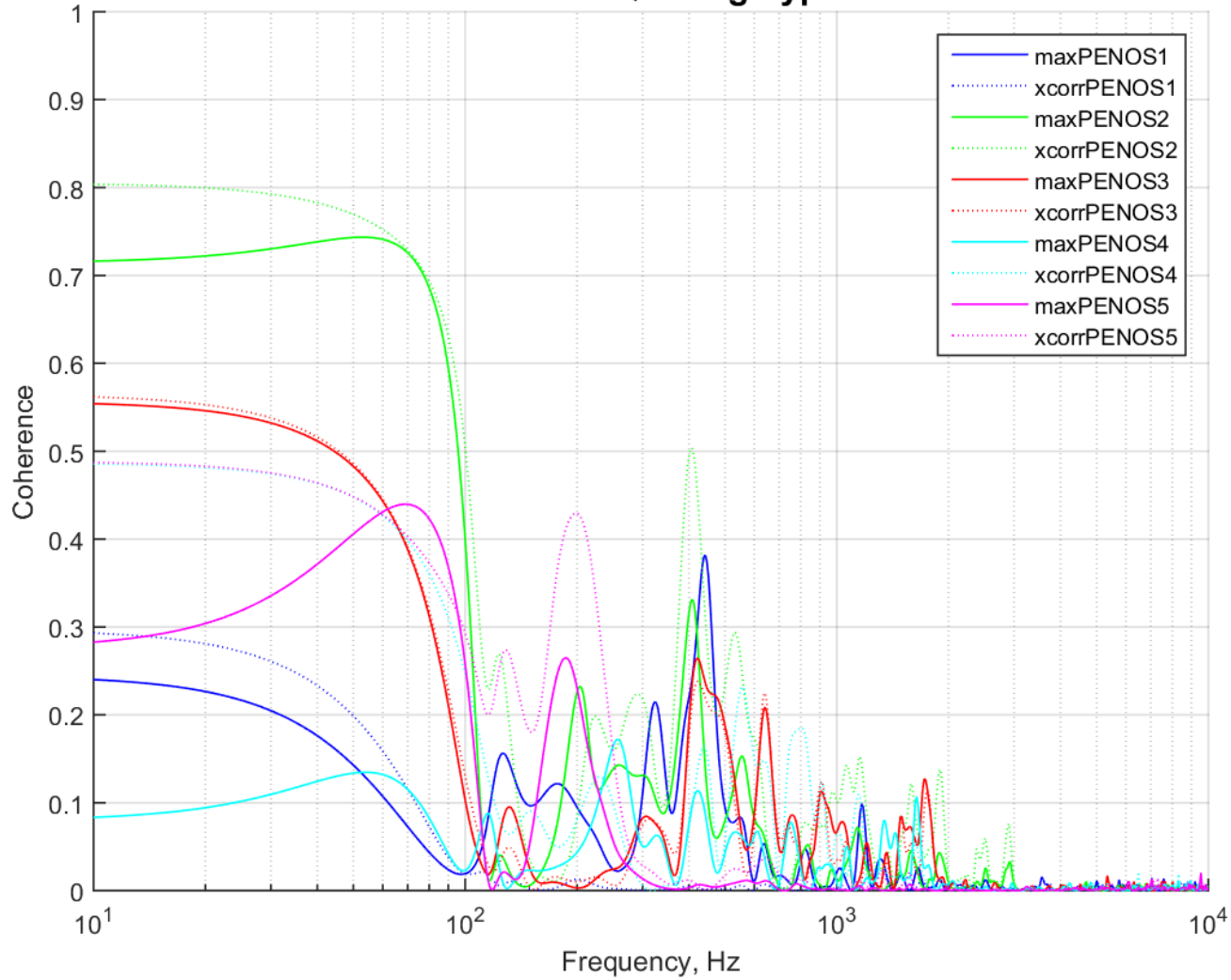


FIGURE 2.478: COHERENCE PEN_OS 1 - 5 15-02-S2-112

Event ID: 15-02-S2-112 NEQ: 1.3kg Type: Static 20150211

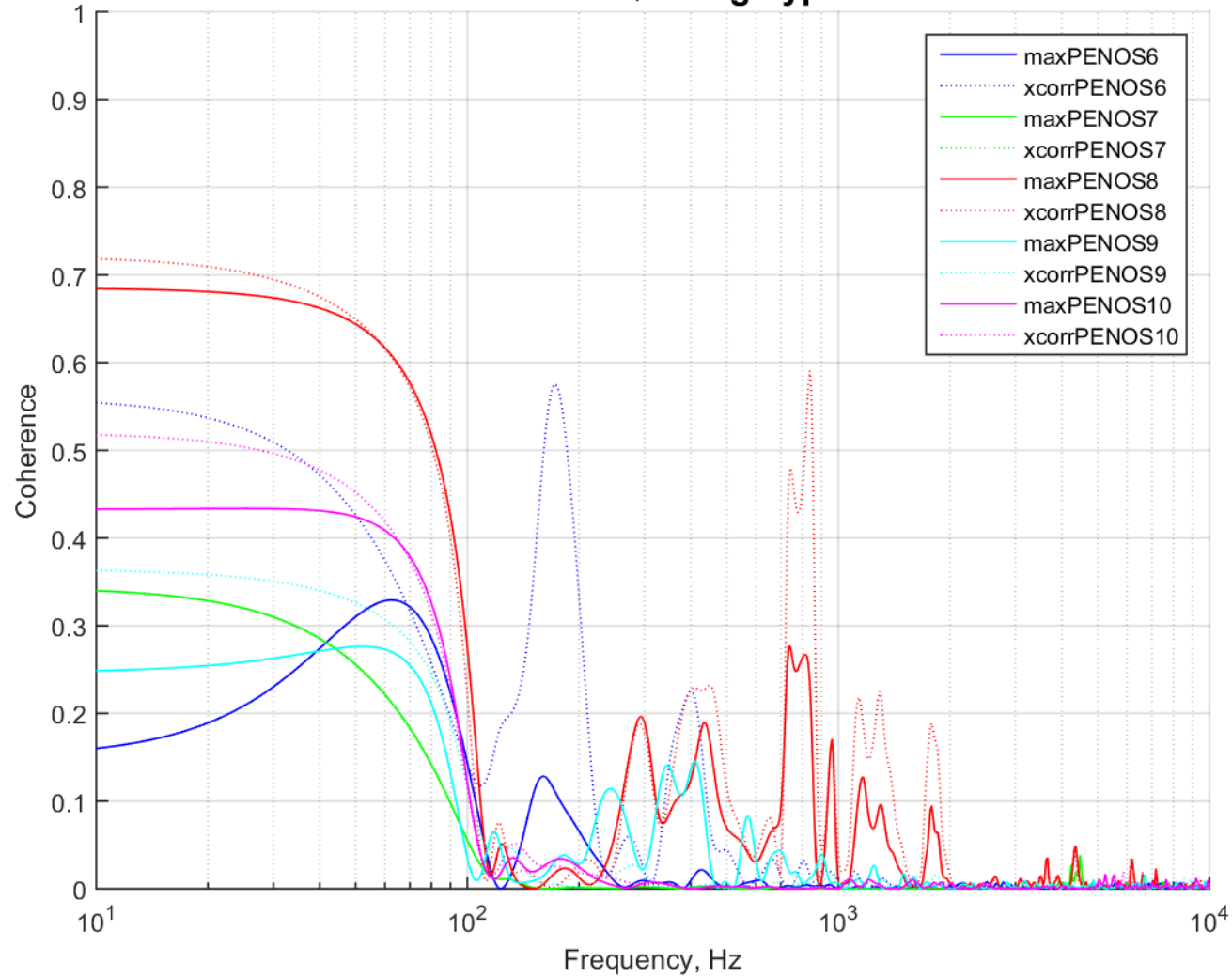


FIGURE 2.479: COHERENCE PEN_OS 6 - 10 15-02-S2-112CTD

Event ID: 15-02-S2-112 NEQ: 1.3kg Type: Static 20150211

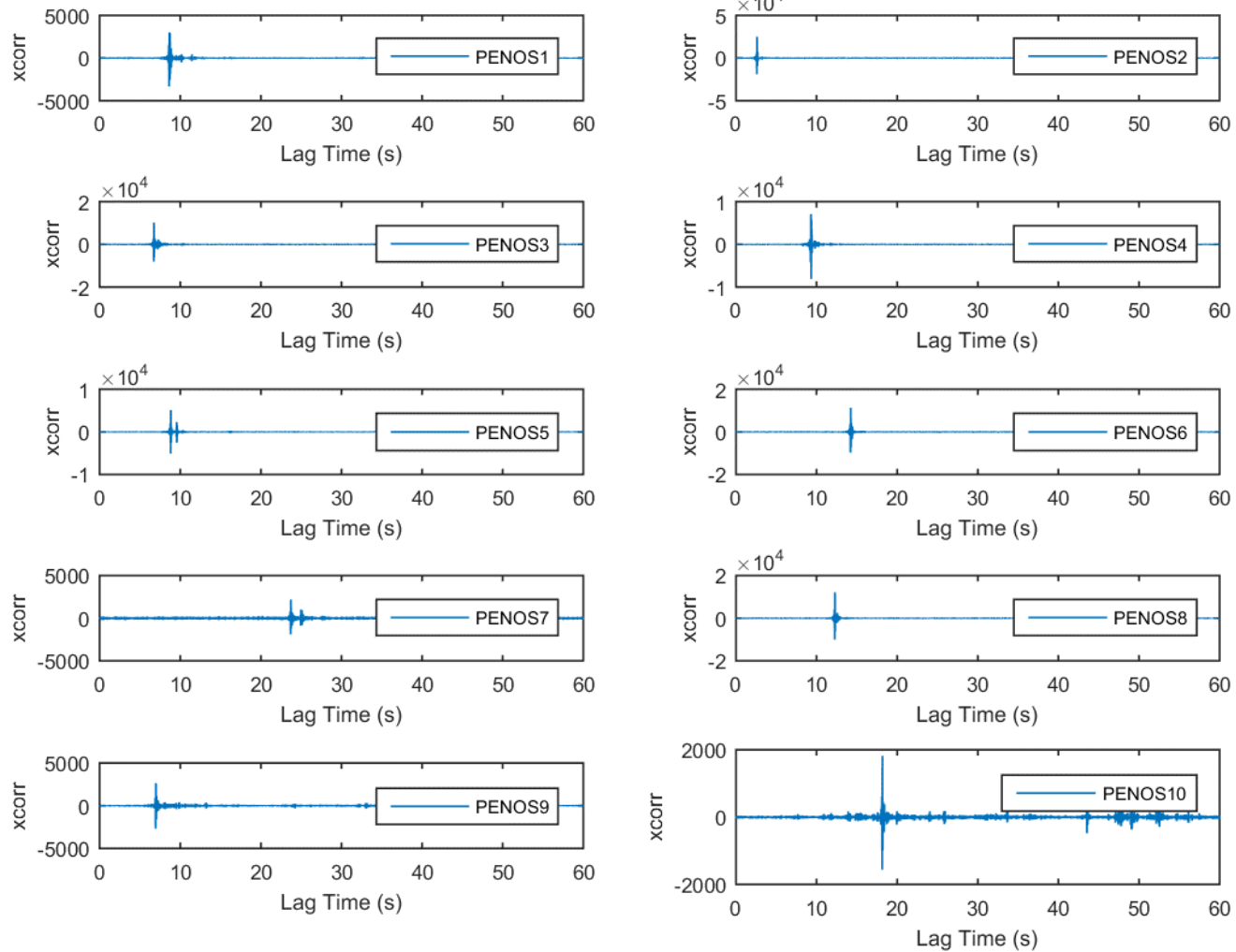


FIGURE 2.480: CROSS CORRELATION PEN_OS 1 - 10 15-02-S2-112

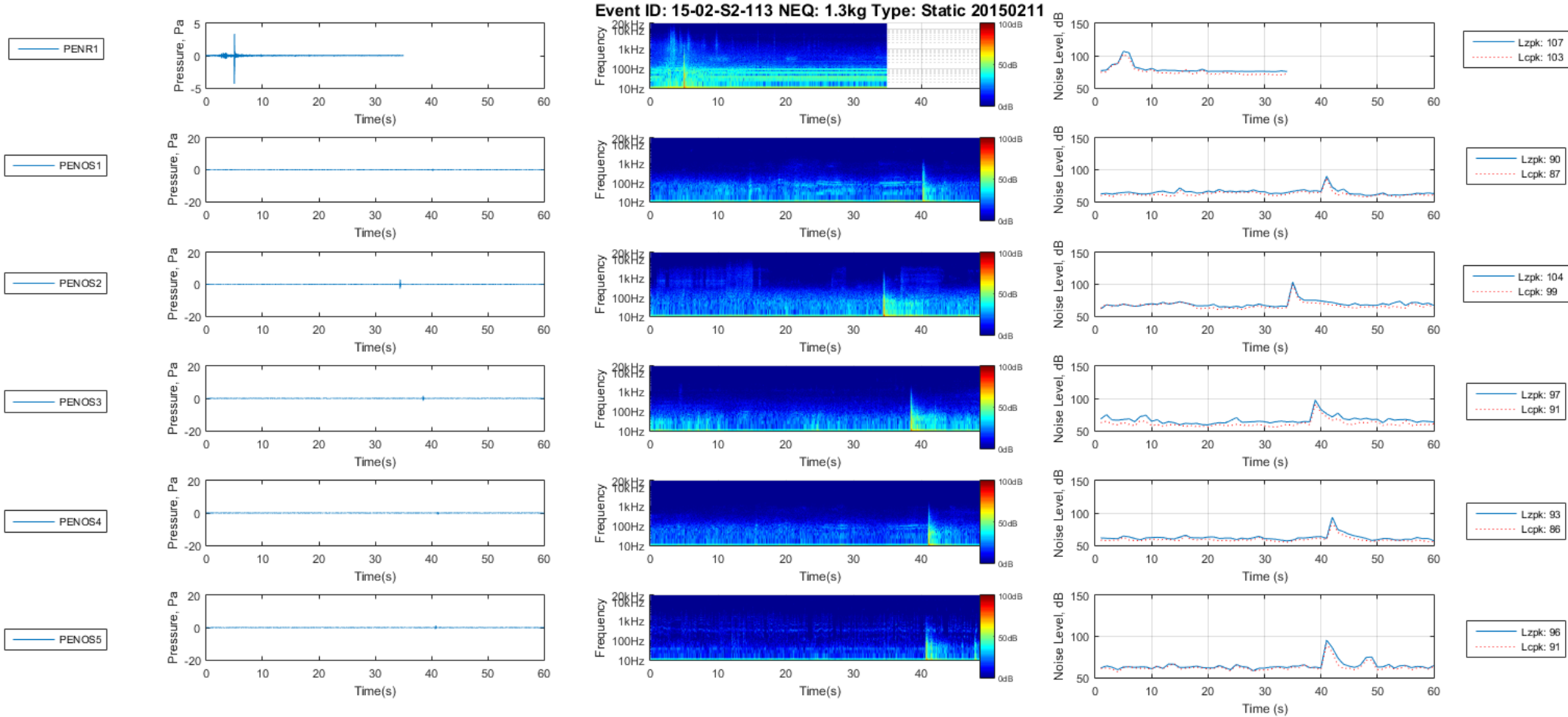


FIGURE 2.481: PEN_OS 1 - 5 15-02-S2-113

Event ID: 15-02-S2-113 NEQ: 1.3kg Type: Static 20150211 CTD

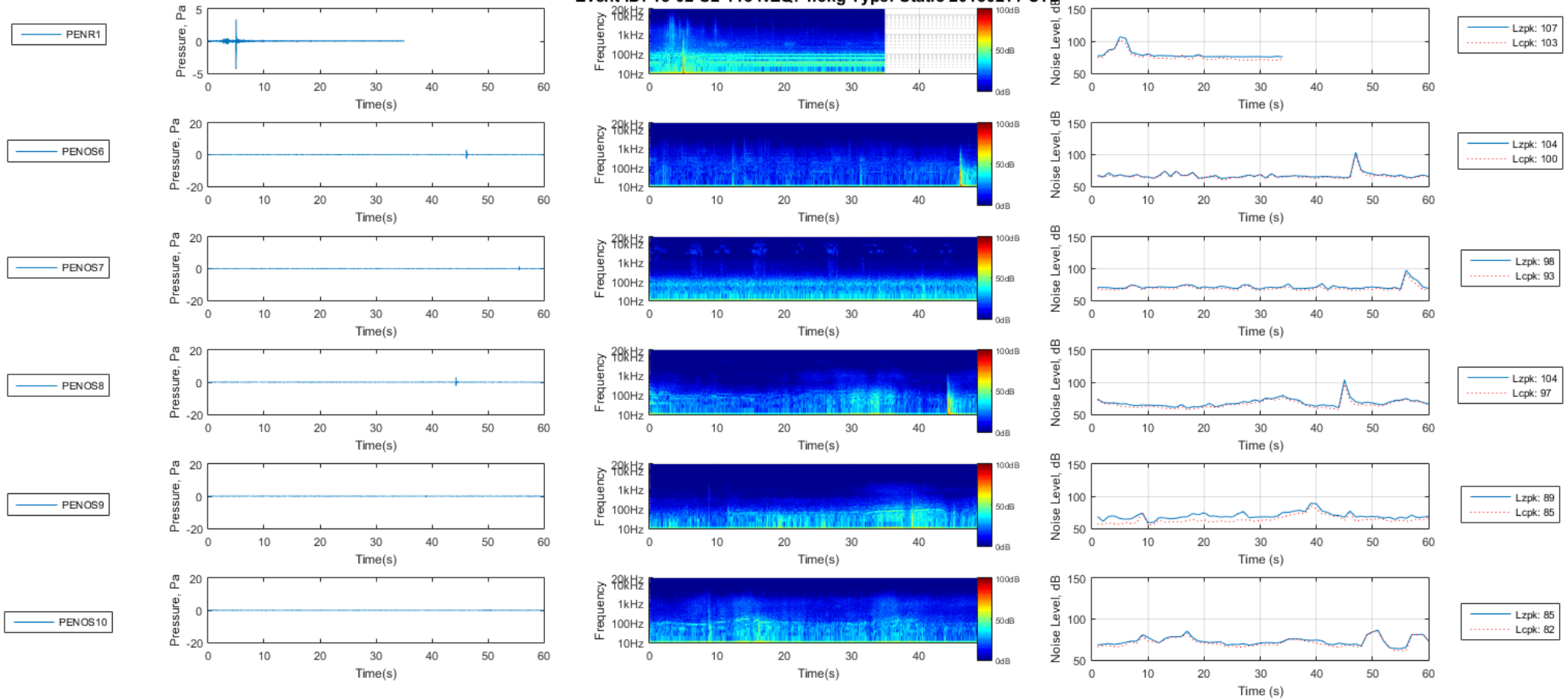


FIGURE 2.482: PEN_OS 6 - 10 15-02-S2-113

Event ID: 15-02-S2-113 NEQ: 1.3kg Type: Static 20150211

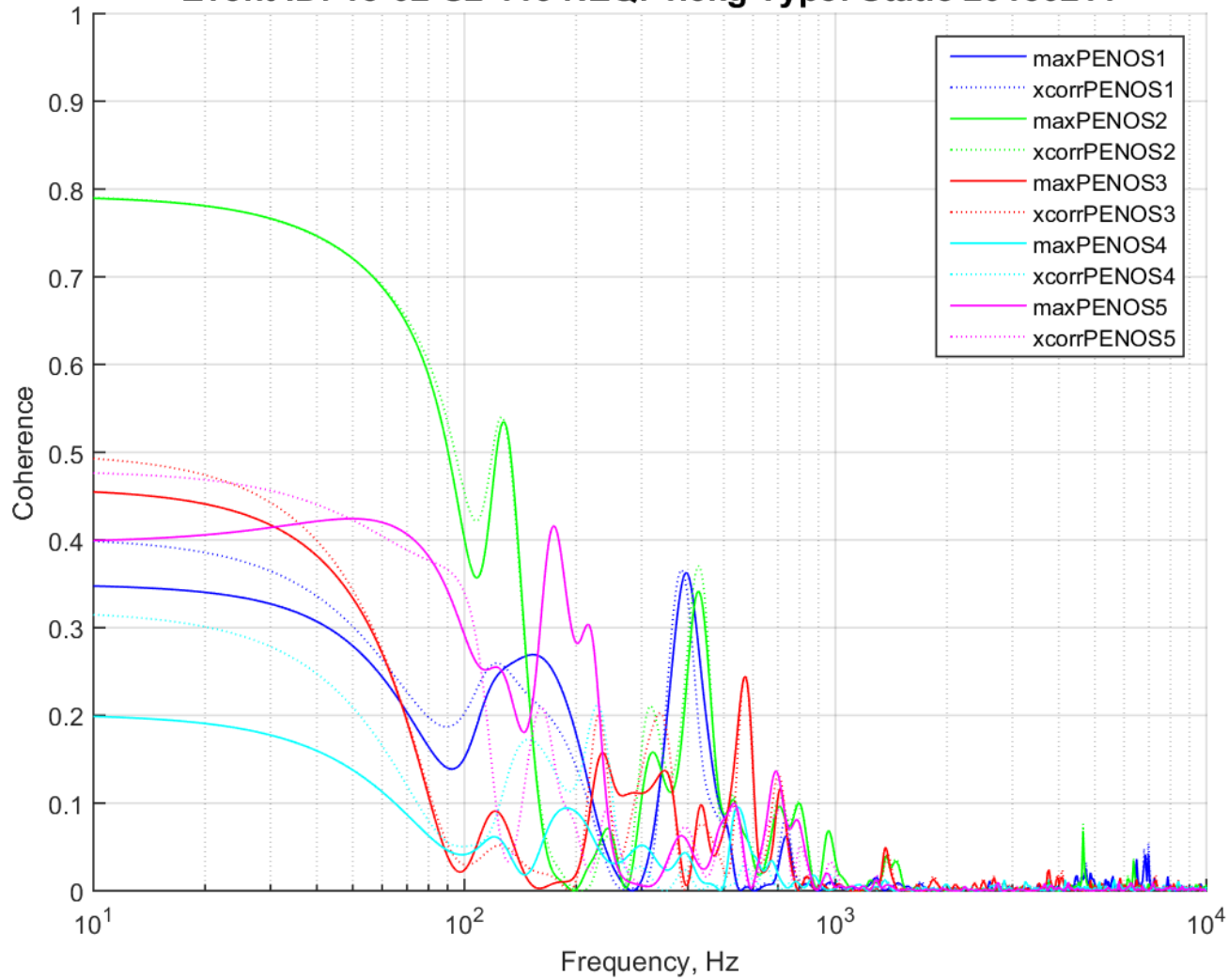


FIGURE 2.483: COHERENCE PEN_OS 1 - 5 15-02-S2-113

Event ID: 15-02-S2-113 NEQ: 1.3kg Type: Static 20150211

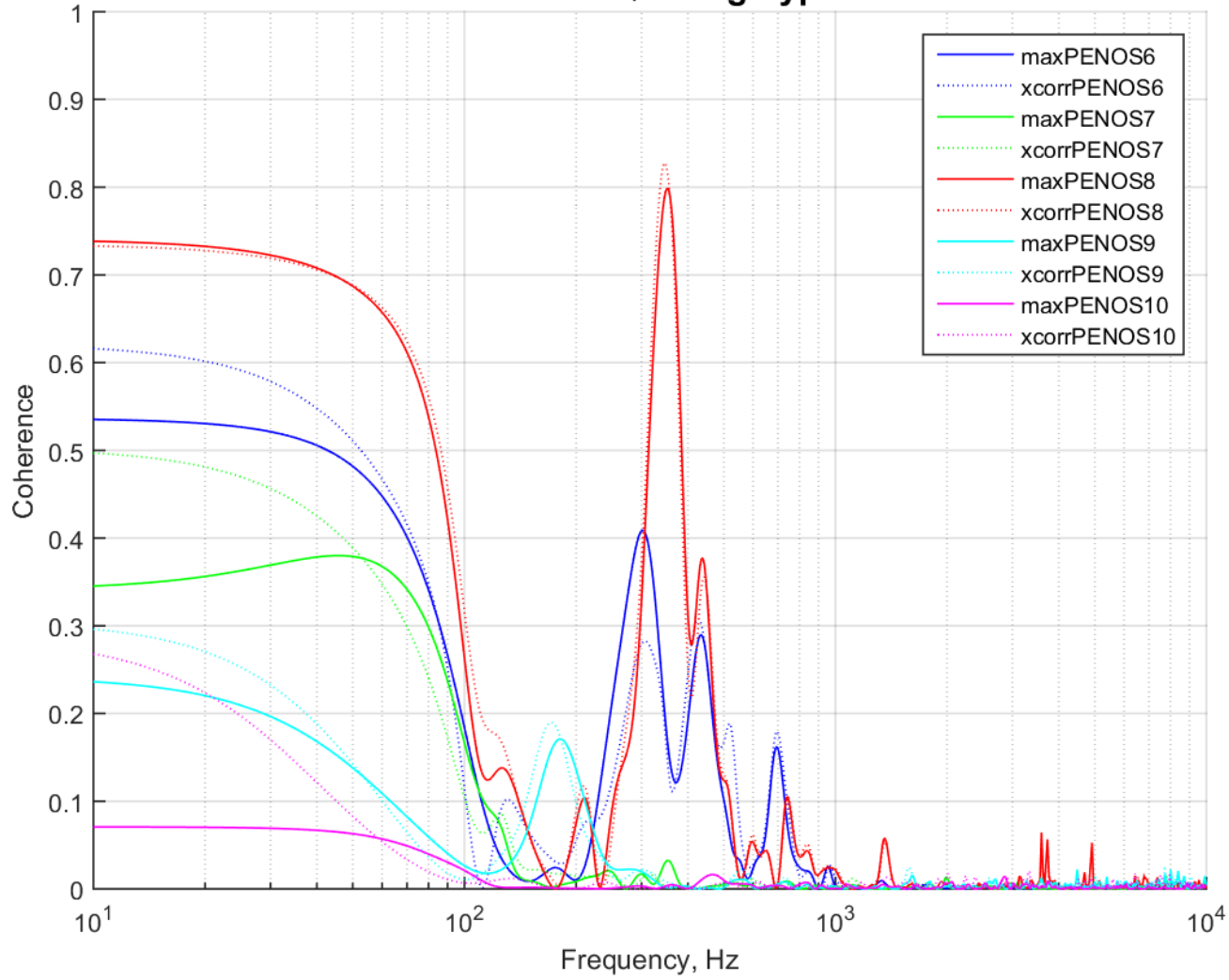


FIGURE 2.484: COHERENCE PEN_OS 6 - 10 15-02-S2-113CTD

Event ID: 15-02-S2-113 NEQ: 1.3kg Type: Static 20150211

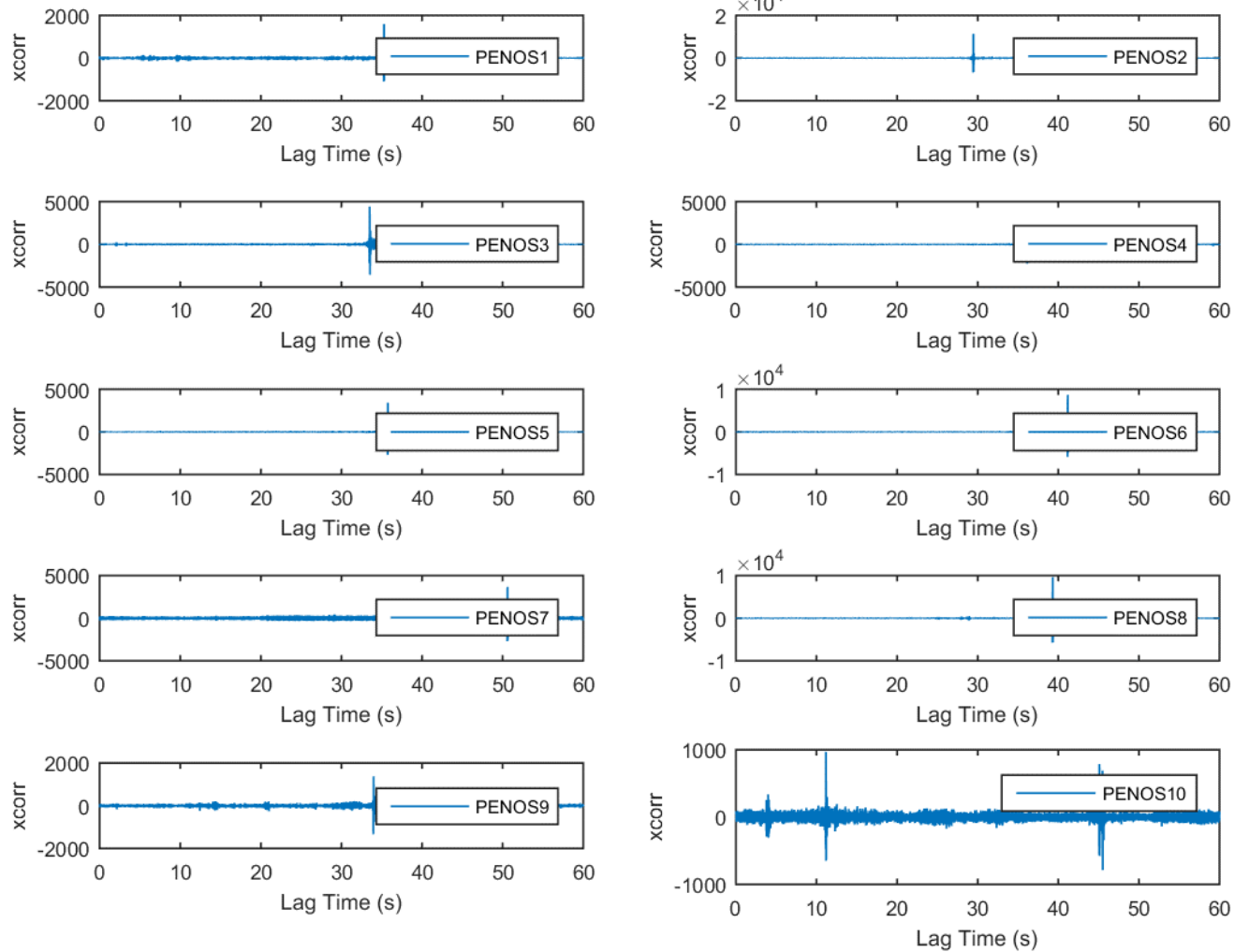


FIGURE 2.485: CROSS CORRELATION PEN_OS 1 - 10 15-02-S2-113

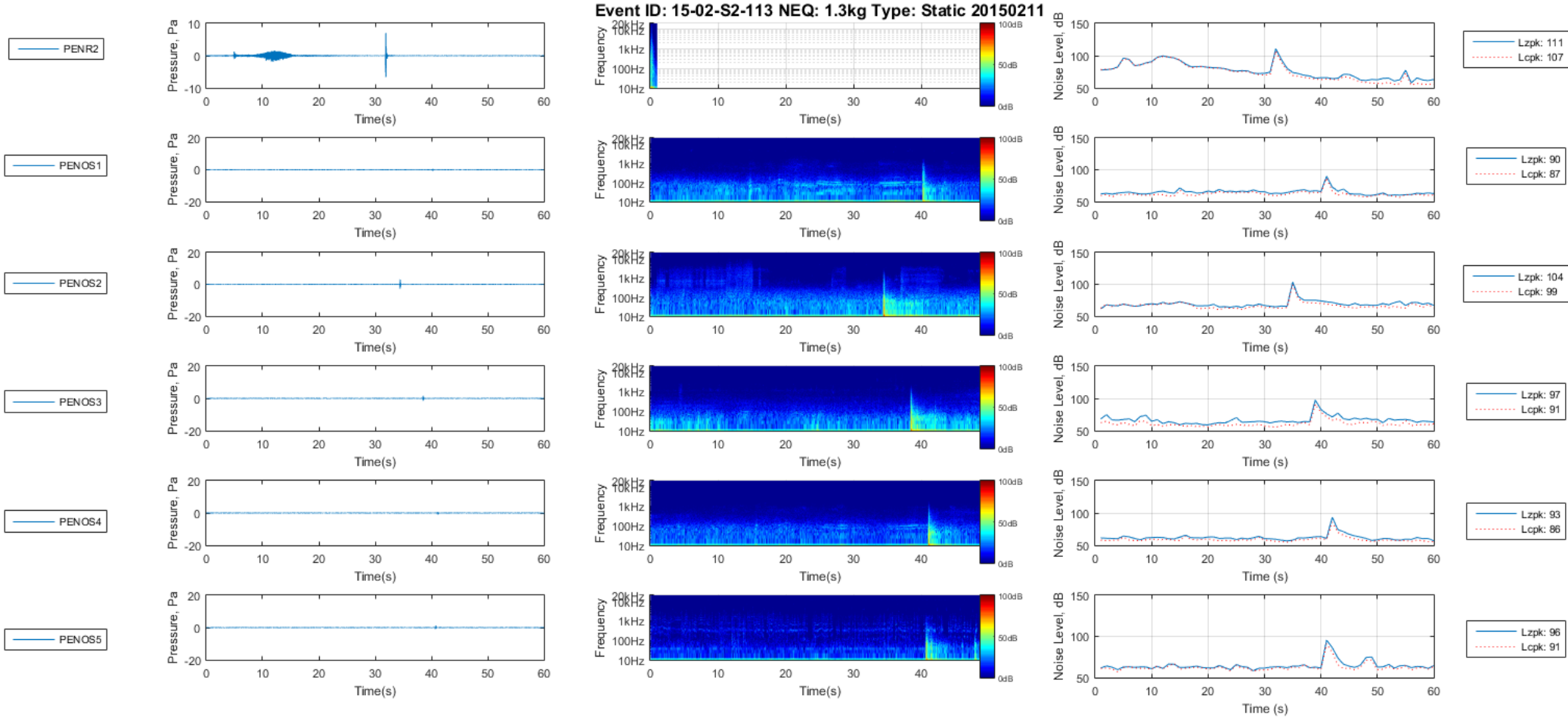


FIGURE 2.486: PEN_OS 1 - 5 15-02-S2-113

Event ID: 15-02-S2-113 NEQ: 1.3kg Type: Static 20150211 CTD

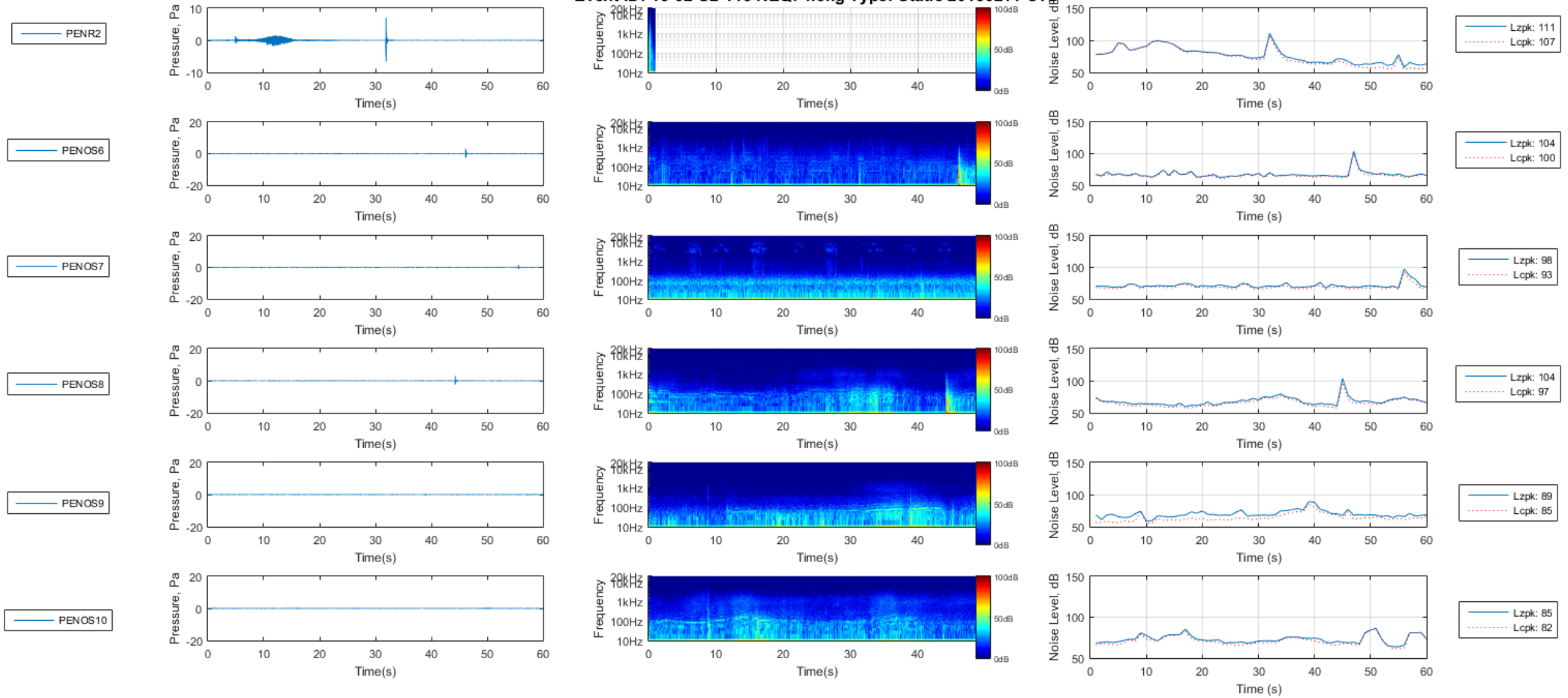


FIGURE 2.487: PEN_OS 6 - 10 15-02-S2-113

Event ID: 15-02-S2-113 NEQ: 1.3kg Type: Static 20150211

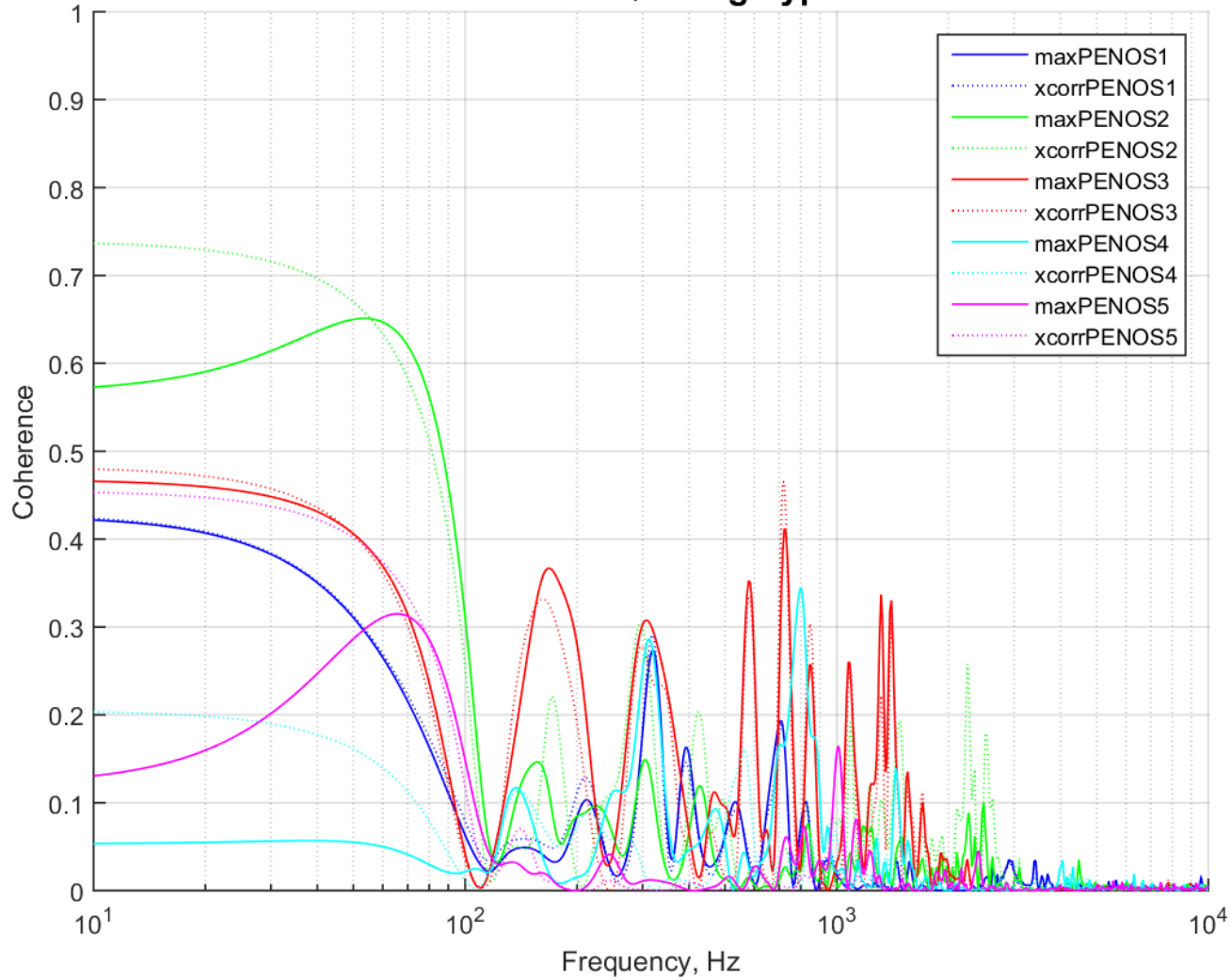


FIGURE 2.488: COHERENCE PEN_OS 1 - 5 15-02-S2-113

Event ID: 15-02-S2-113 NEQ: 1.3kg Type: Static 20150211

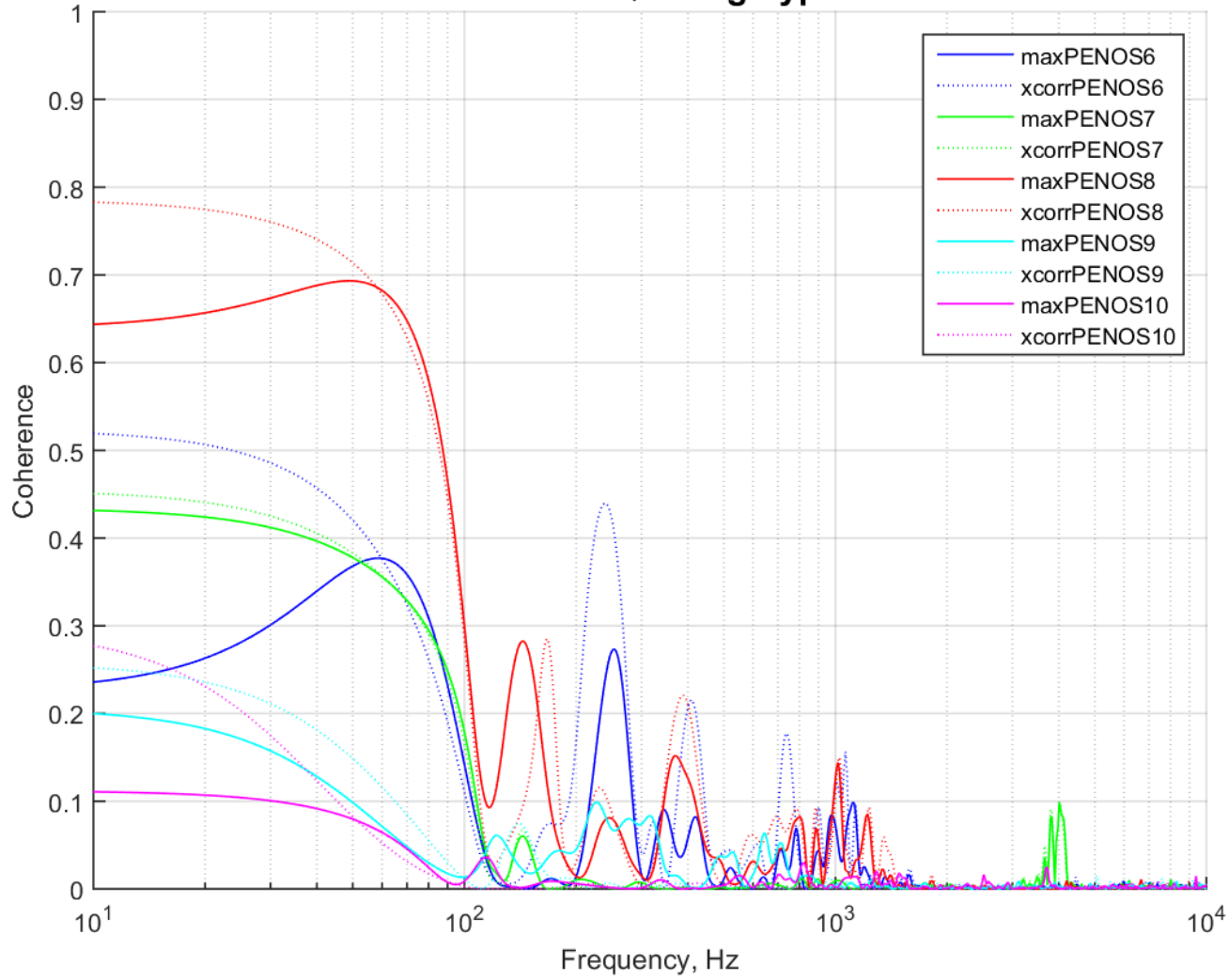


FIGURE 2.489: COHERENCE PEN_OS 6 - 10 15-02-S2-113CTD

Event ID: 15-02-S2-113 NEQ: 1.3kg Type: Static 20150211

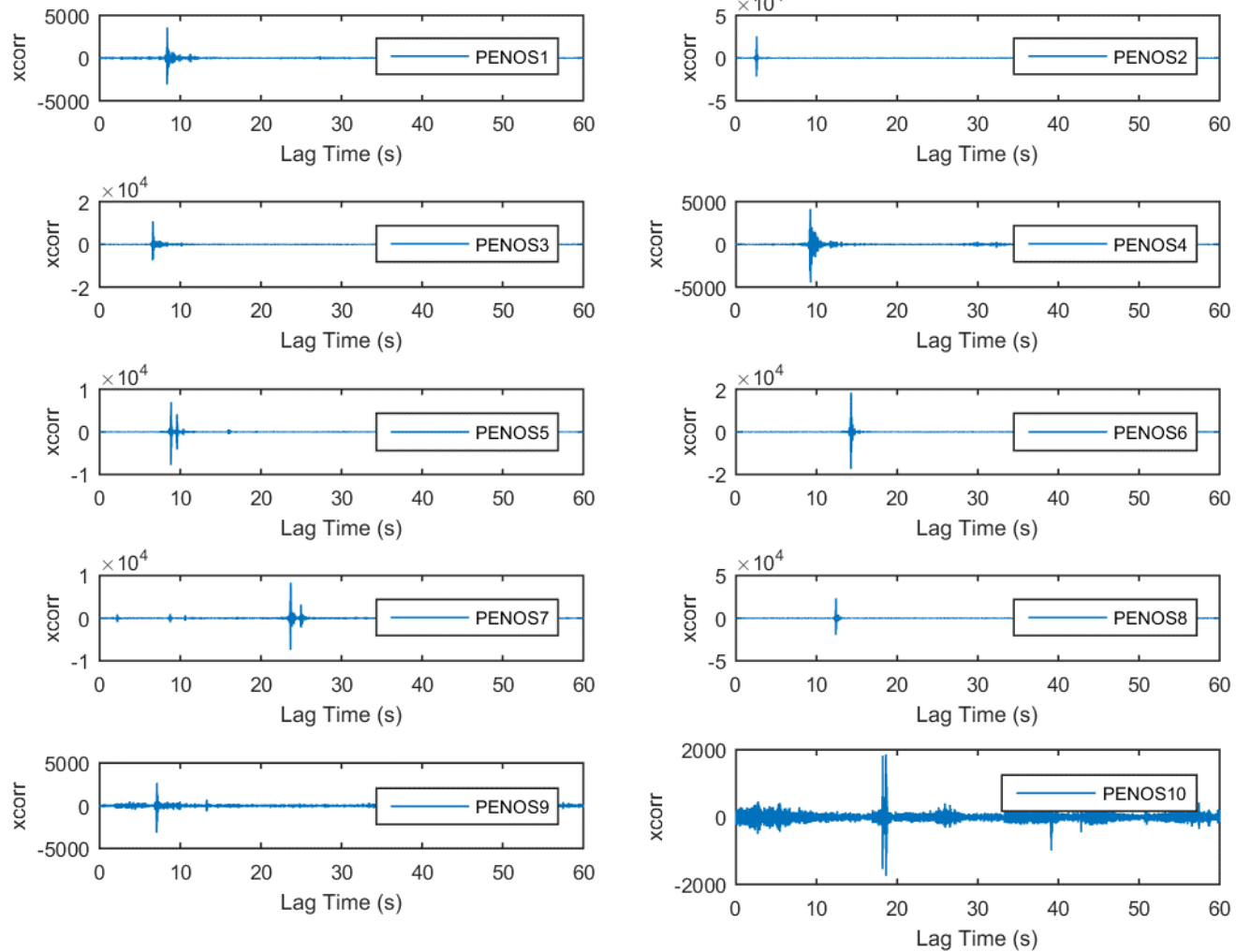


FIGURE 2.490: CROSS CORRELATION PEN_OS 1 - 10 15-02-S2-113

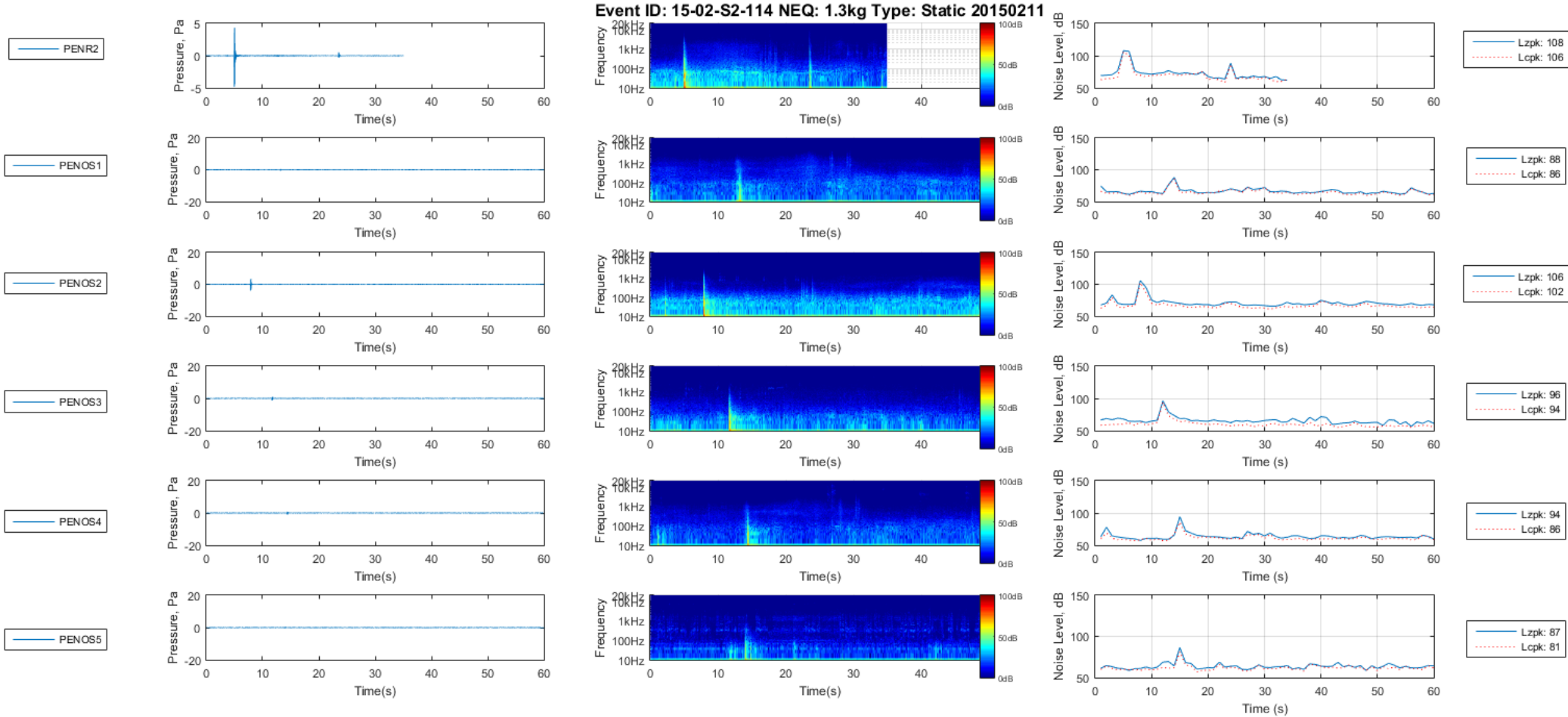


FIGURE 2.491: PEN_OS 1 - 5 15-02-S2-114

Event ID: 15-02-S2-114 NEQ: 1.3kg Type: Static 20150211 CTD

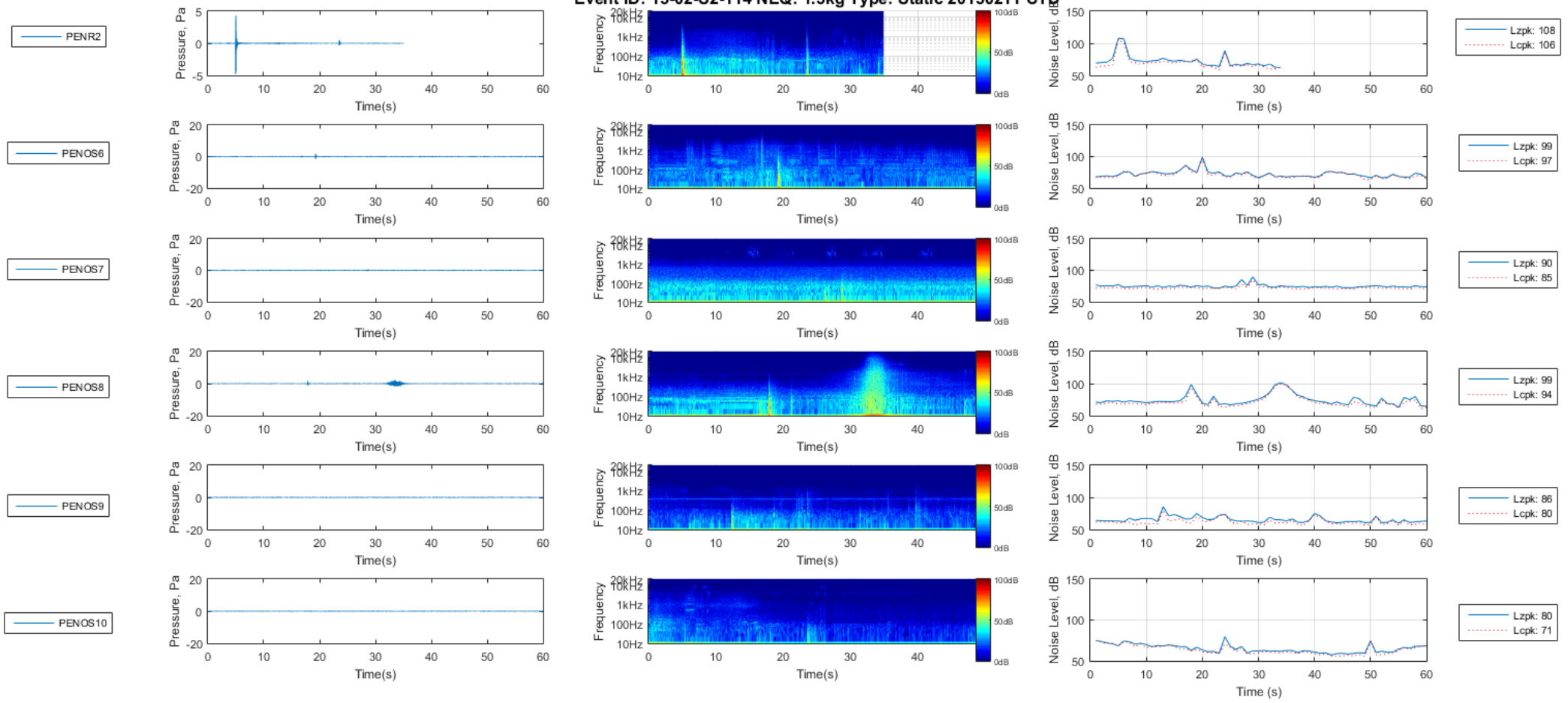


FIGURE 2.492: PEN_OS 6 - 10 15-02-S2-114

Event ID: 15-02-S2-114 NEQ: 1.3kg Type: Static 20150211

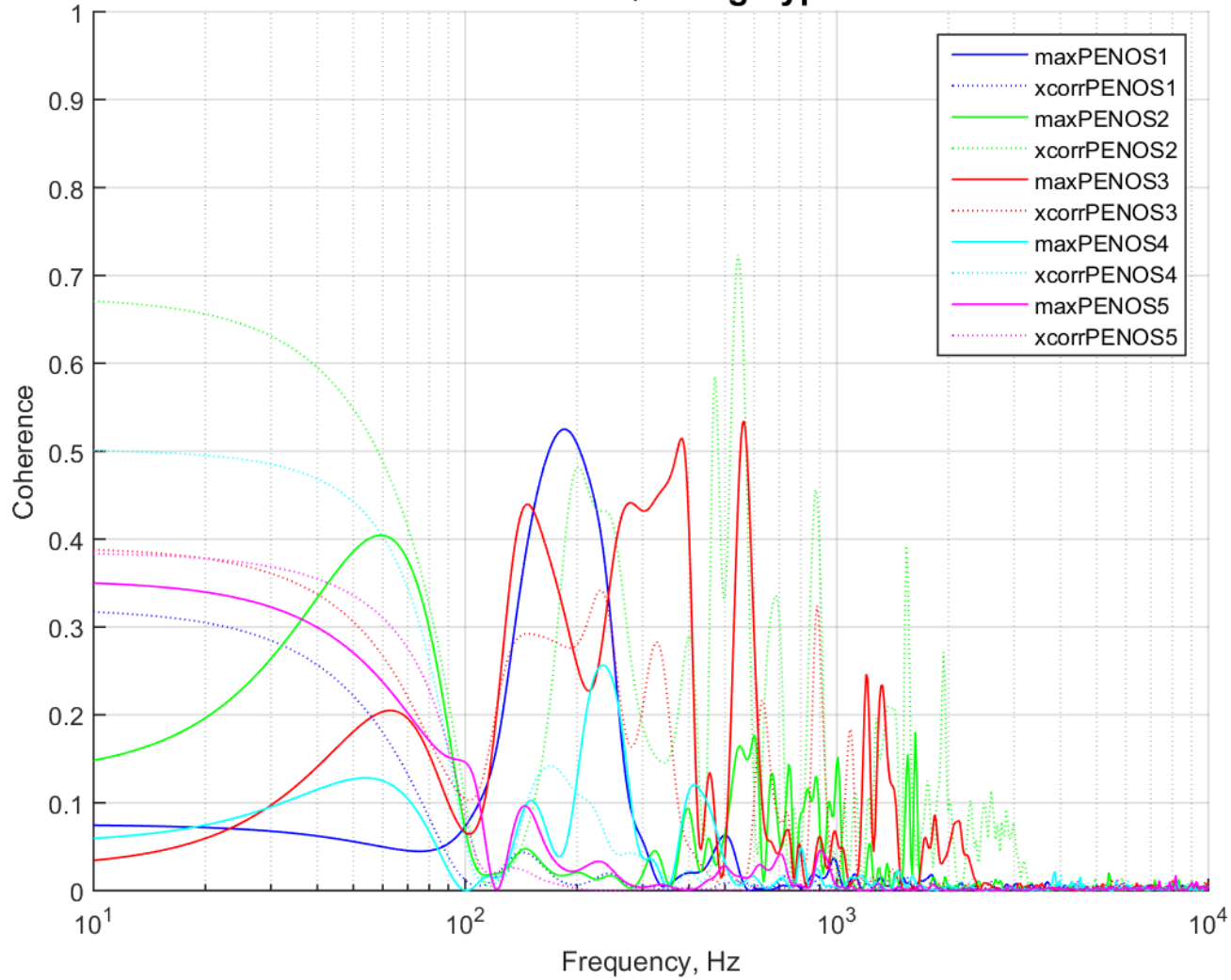


FIGURE 2.493: COHERENCE PEN_OS 1 - 5 15-02-S2-114

Event ID: 15-02-S2-114 NEQ: 1.3kg Type: Static 20150211

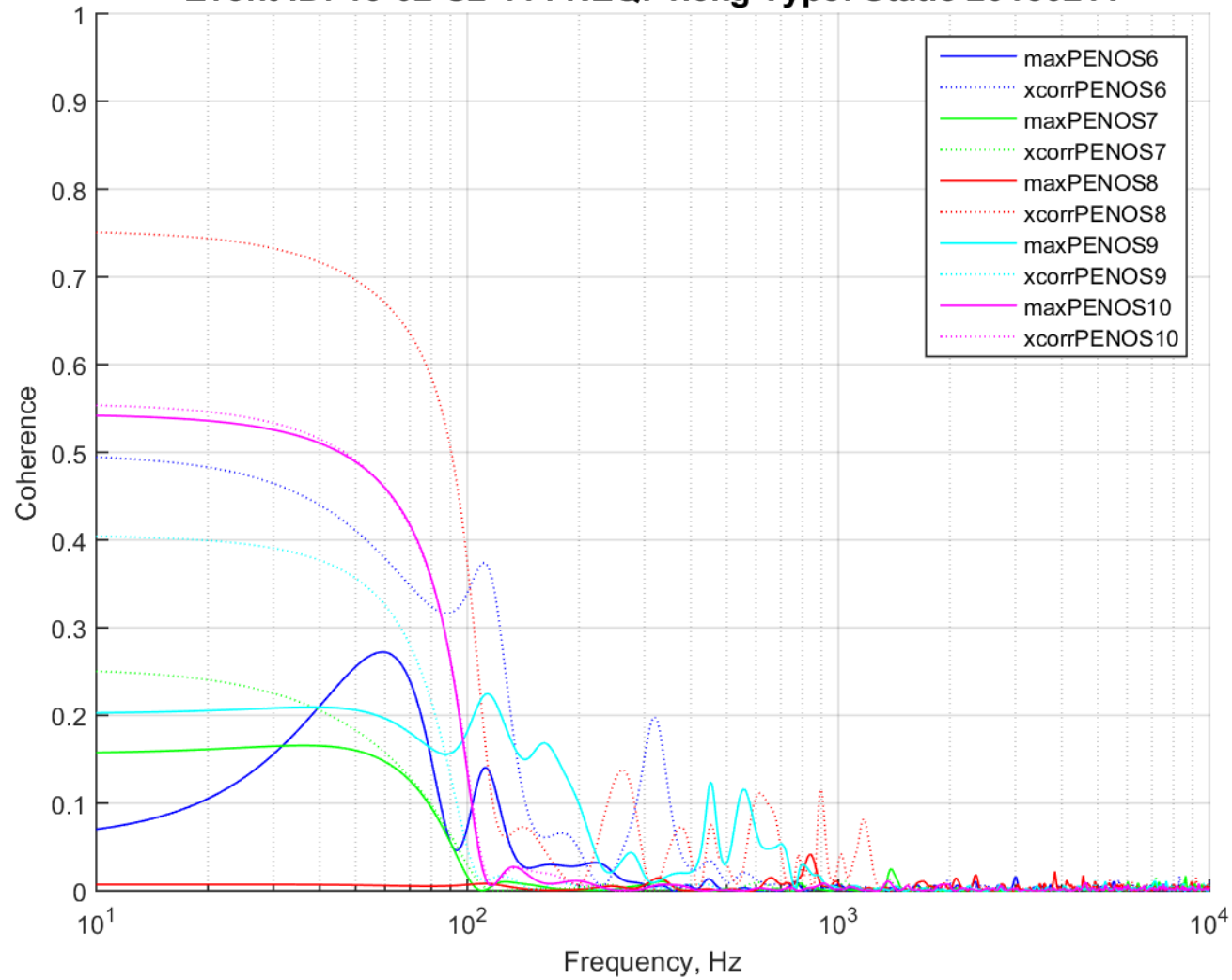


FIGURE 2.494: COHERENCE PEN_OS 6 - 10 15-02-S2-114CTD

Event ID: 15-02-S2-114 NEQ: 1.3kg Type: Static 20150211

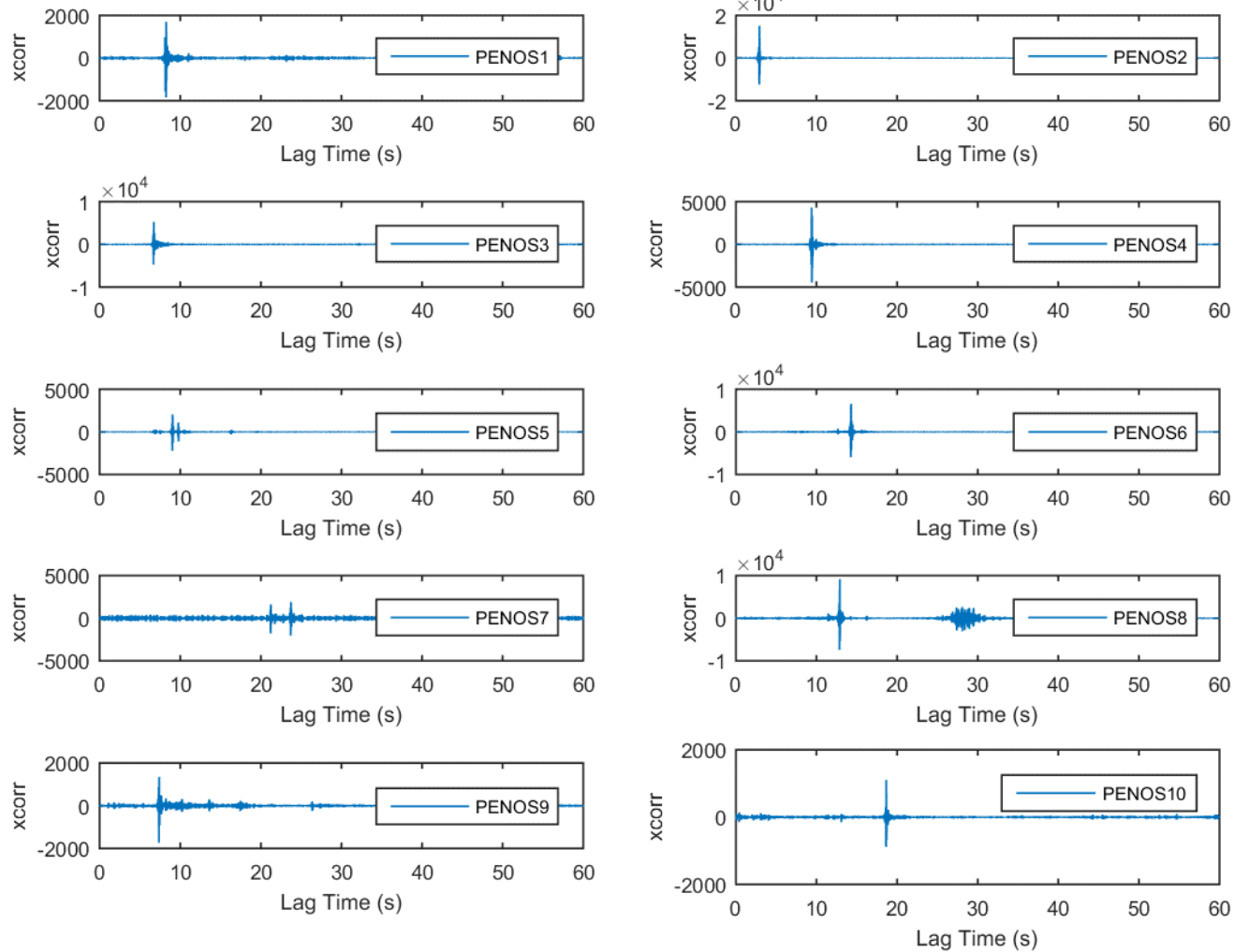


FIGURE 2.495: CROSS CORRELATION PEN_OS 1 - 10 15-02-S2-114

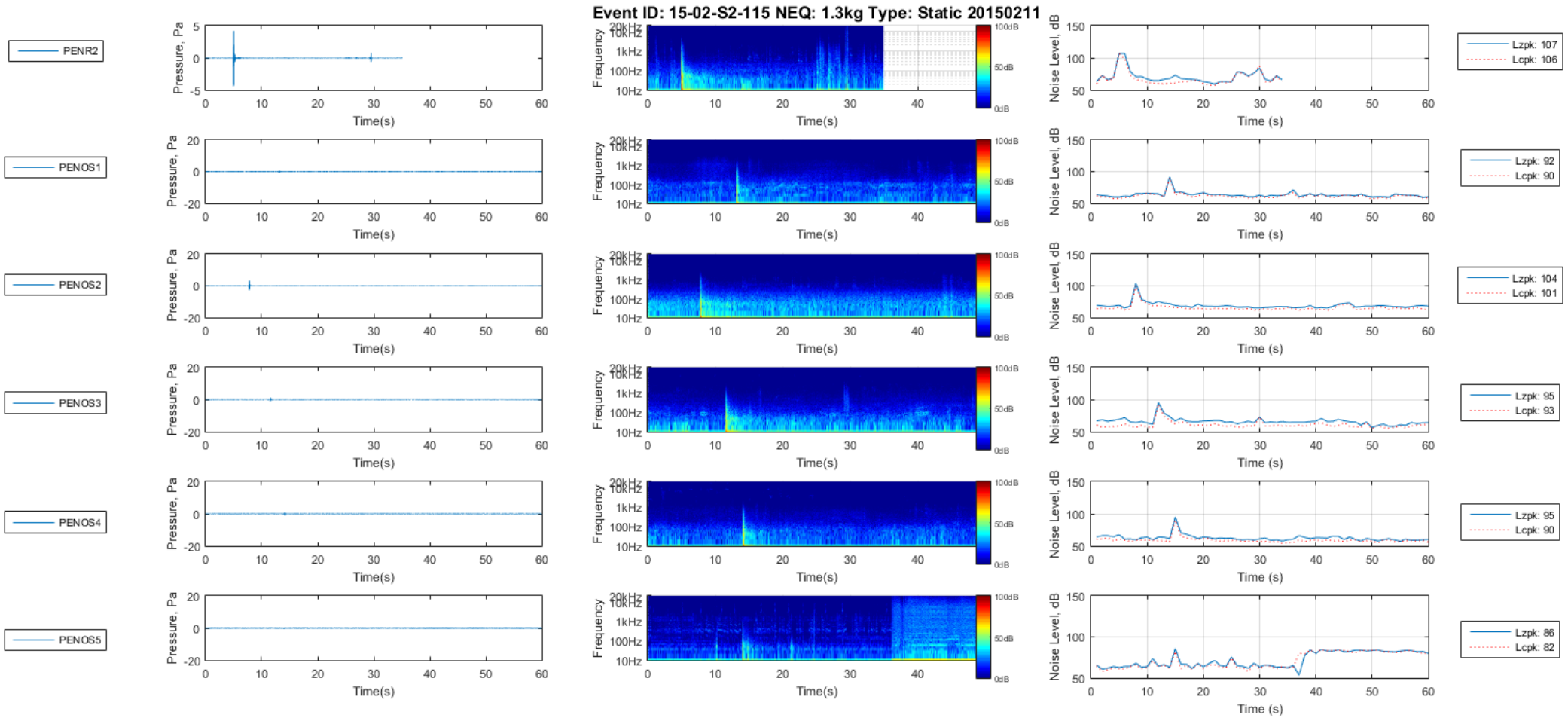


FIGURE 2.496: PEN_OS 1 - 5 15-02-S2-115

Event ID: 15-02-S2-115 NEQ: 1.3kg Type: Static 20150211 CTD

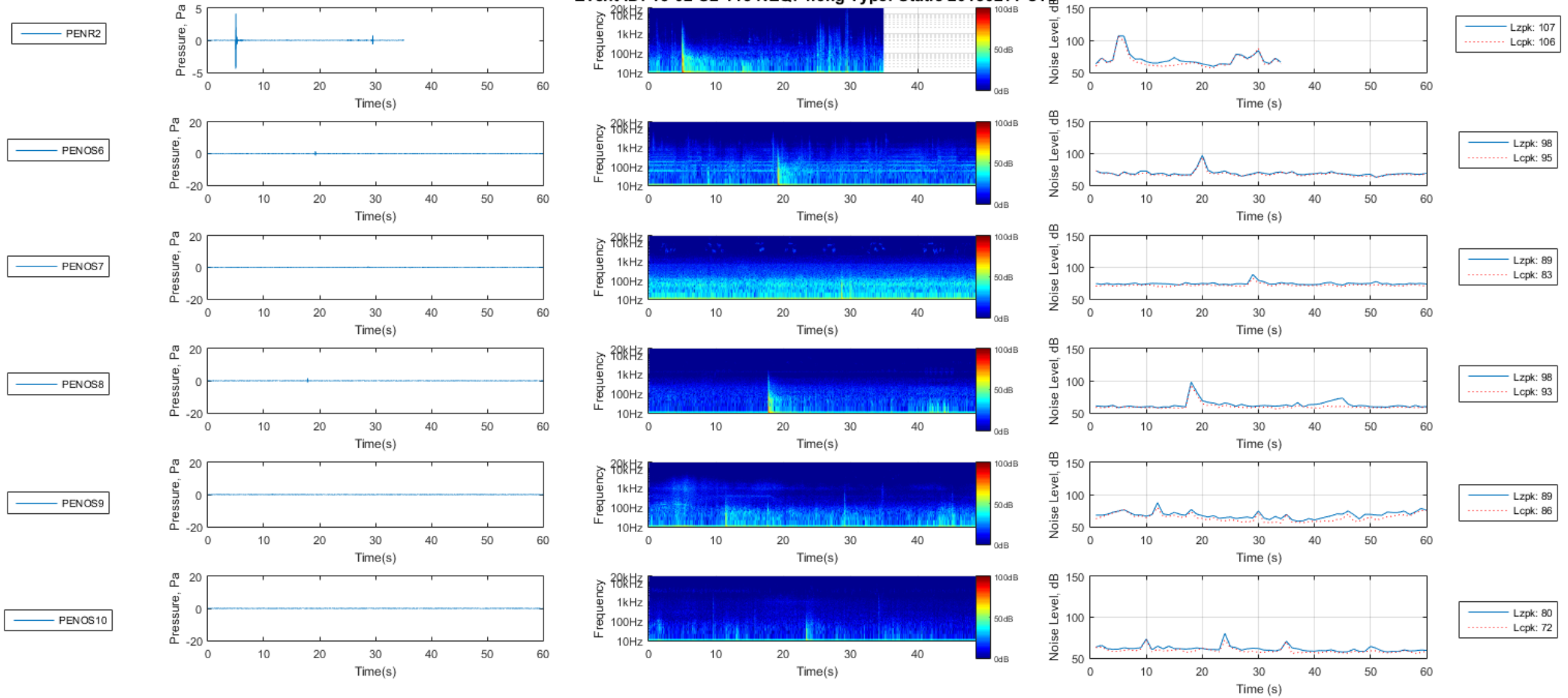


FIGURE 2.497: PEN_OS 6 - 10 15-02-S2-115

Event ID: 15-02-S2-115 NEQ: 1.3kg Type: Static 20150211

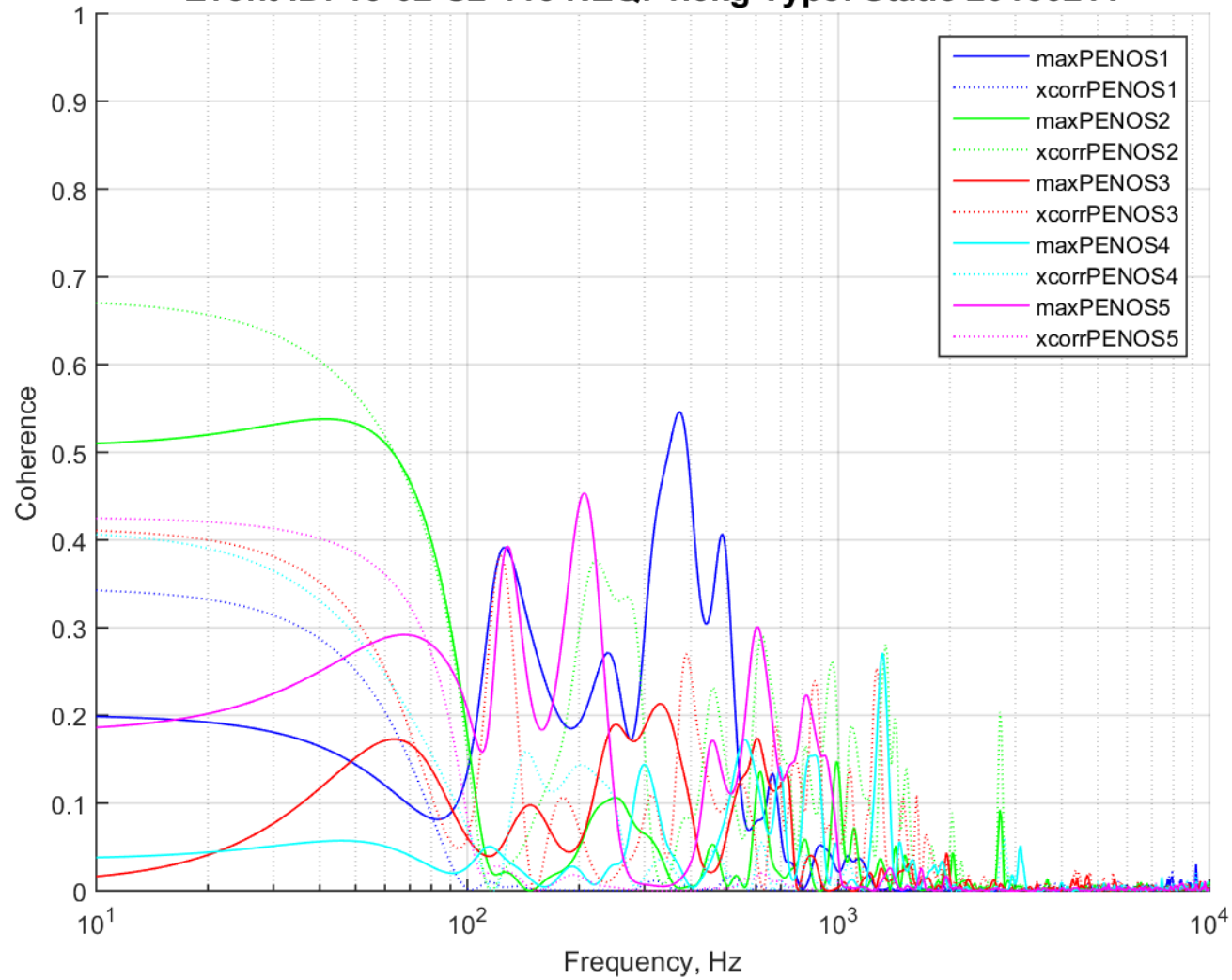


FIGURE 2.498: COHERENCE PEN_OS 1 - 5 15-02-S2-115

Event ID: 15-02-S2-115 NEQ: 1.3kg Type: Static 20150211

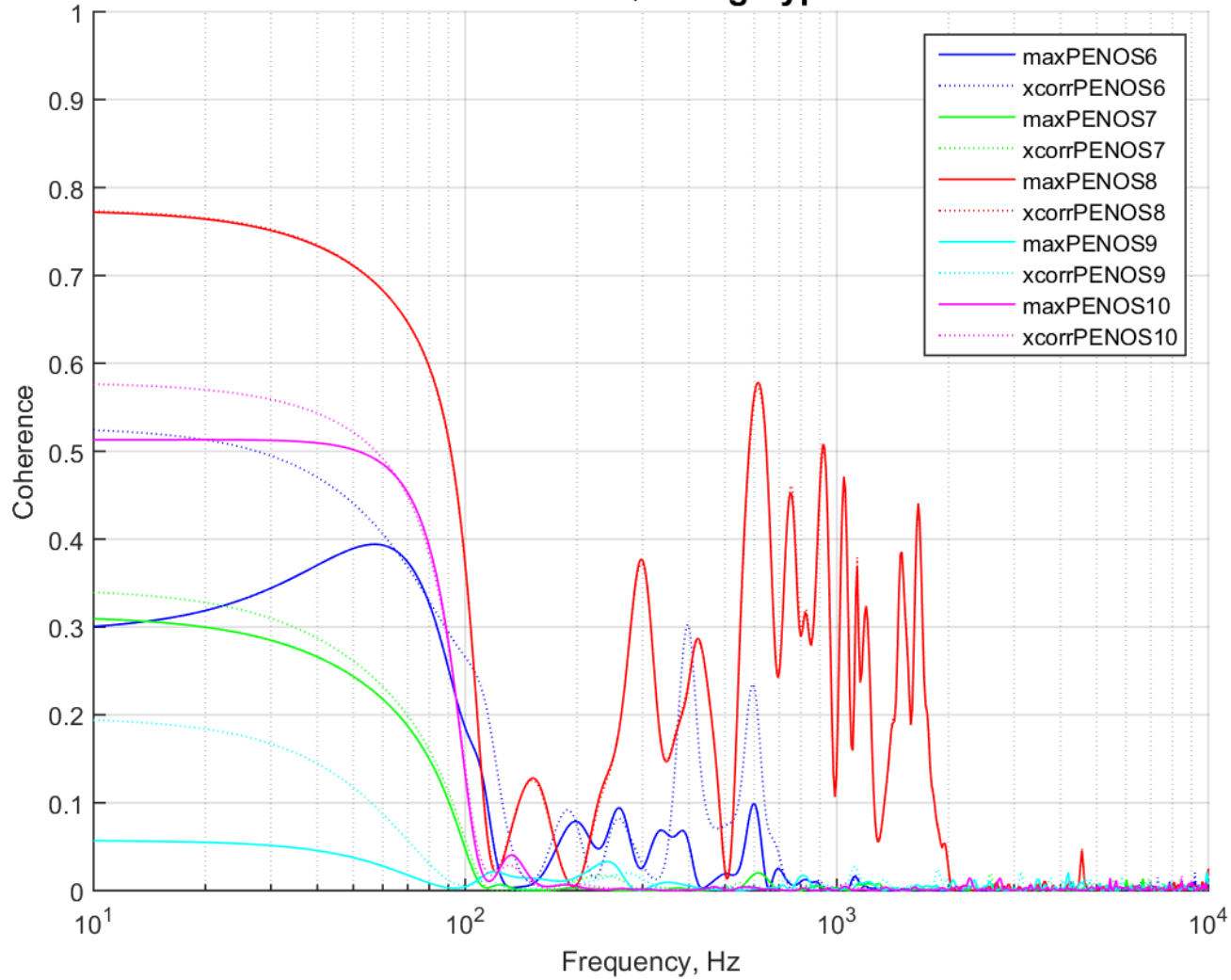


FIGURE 2.499: COHERENCE PEN_OS 6 - 10 15-02-S2-115CTD

Event ID: 15-02-S2-115 NEQ: 1.3kg Type: Static 20150211

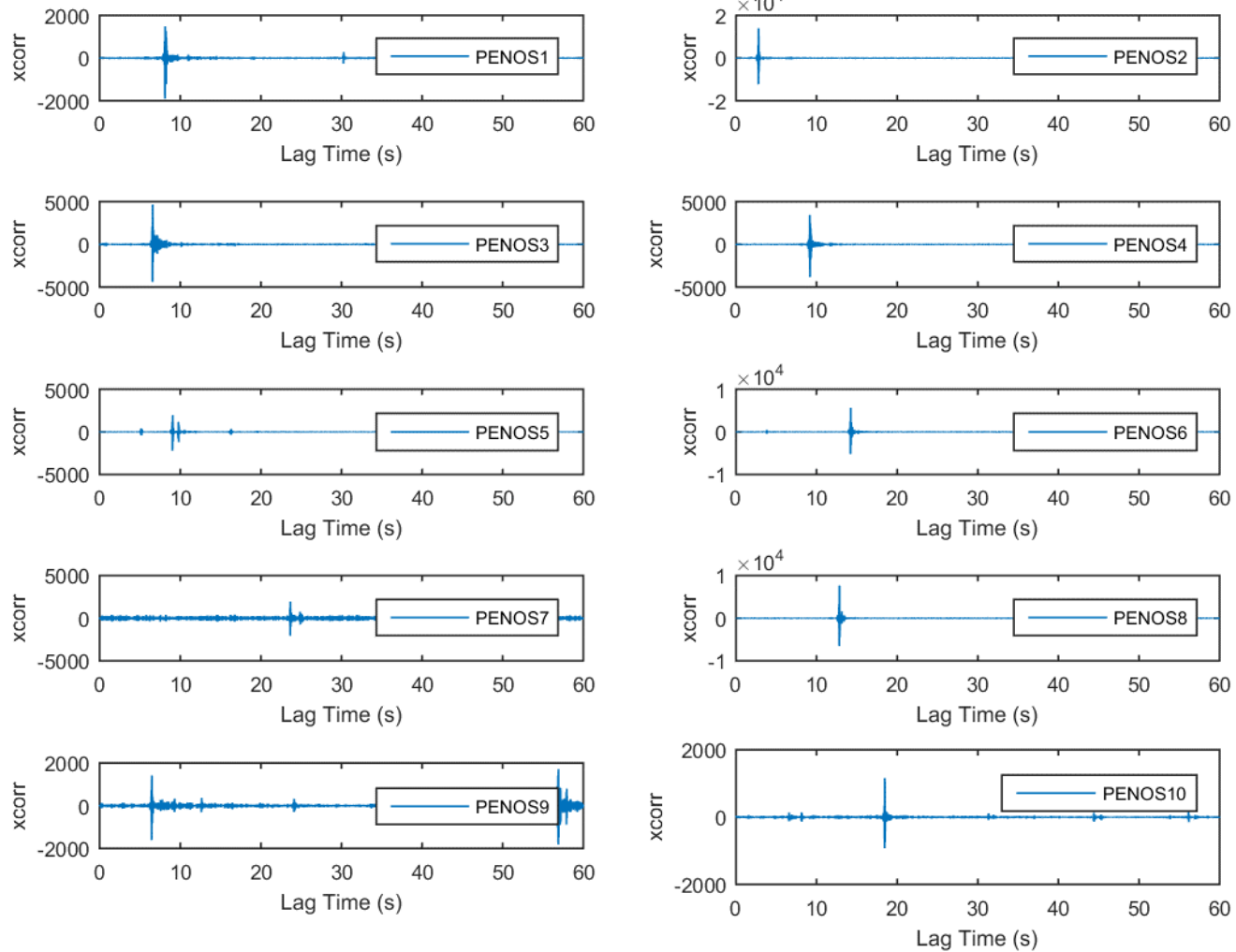


FIGURE 2.500: CROSS CORRELATION PEN_OS 1 - 10 15-02-S2-115

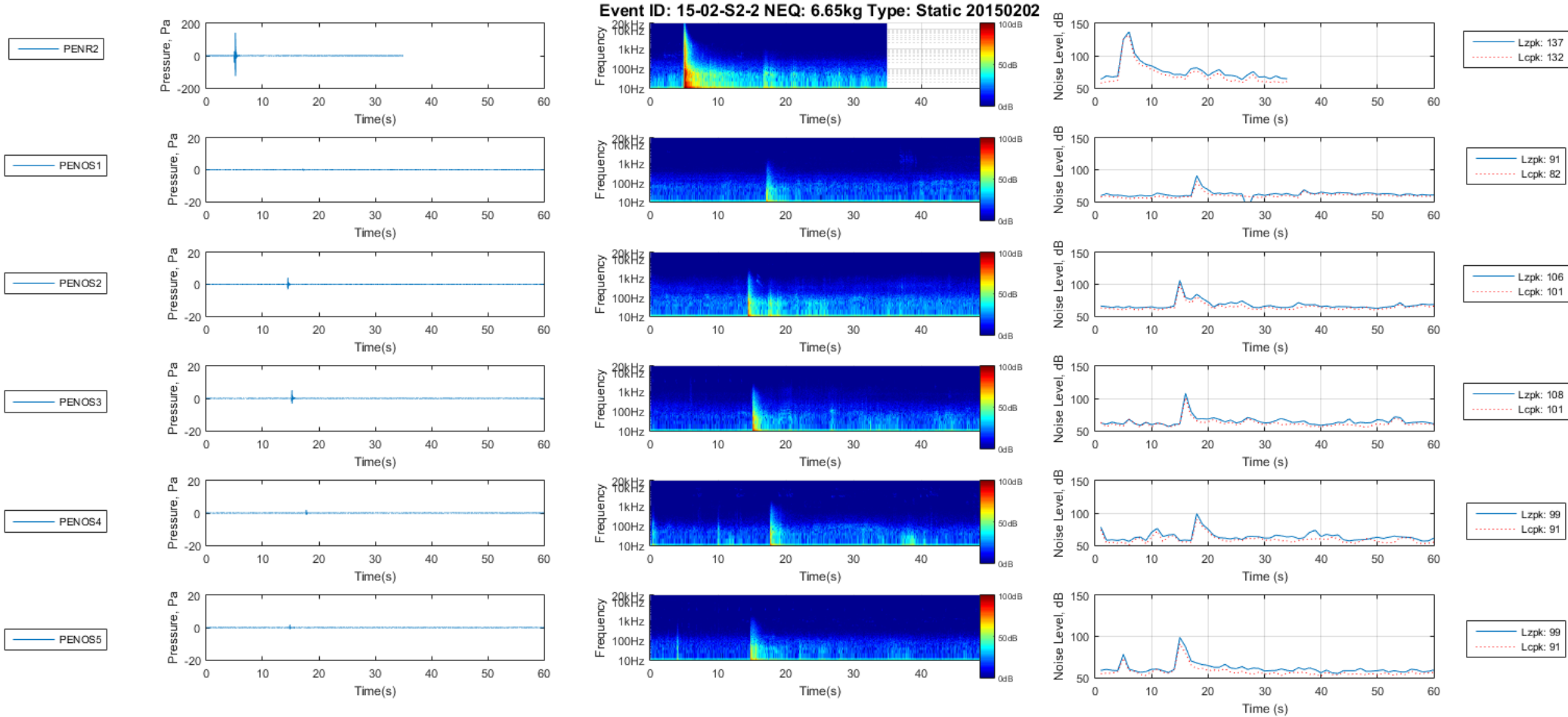


FIGURE 2.501: PEN_OS 1 - 5 15-02-S2-2

Event ID: 15-02-S2-2 NEQ: 6.65kg Type: Static 20150202 CTD

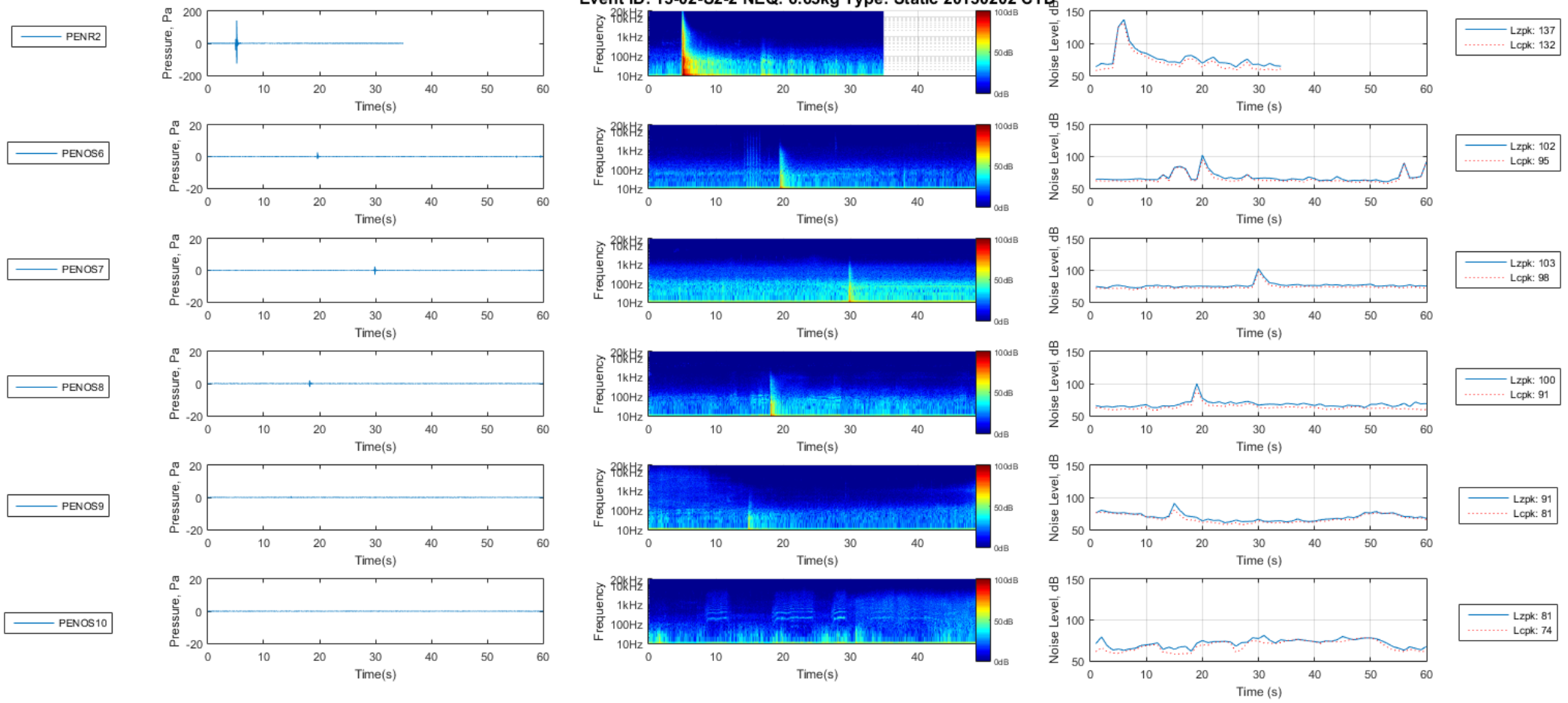


FIGURE 2.502: PEN_OS 6 - 10 15-02-S2-2

Event ID: 15-02-S2-2 NEQ: 6.65kg Type: Static 20150202

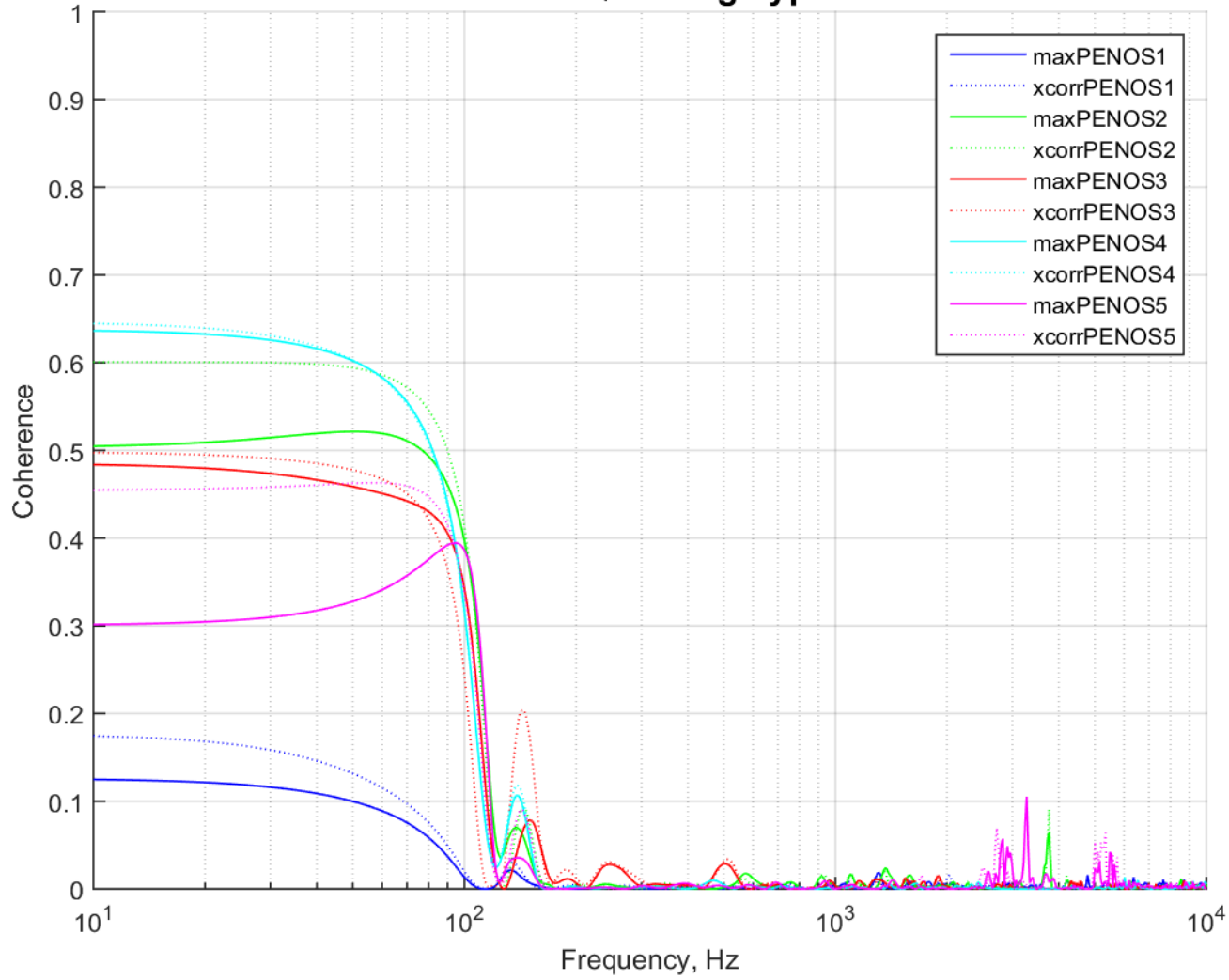


FIGURE 2.503: COHERENCE PEN_OS 1 - 5 15-02-S2-2

Event ID: 15-02-S2-2 NEQ: 6.65kg Type: Static 20150202

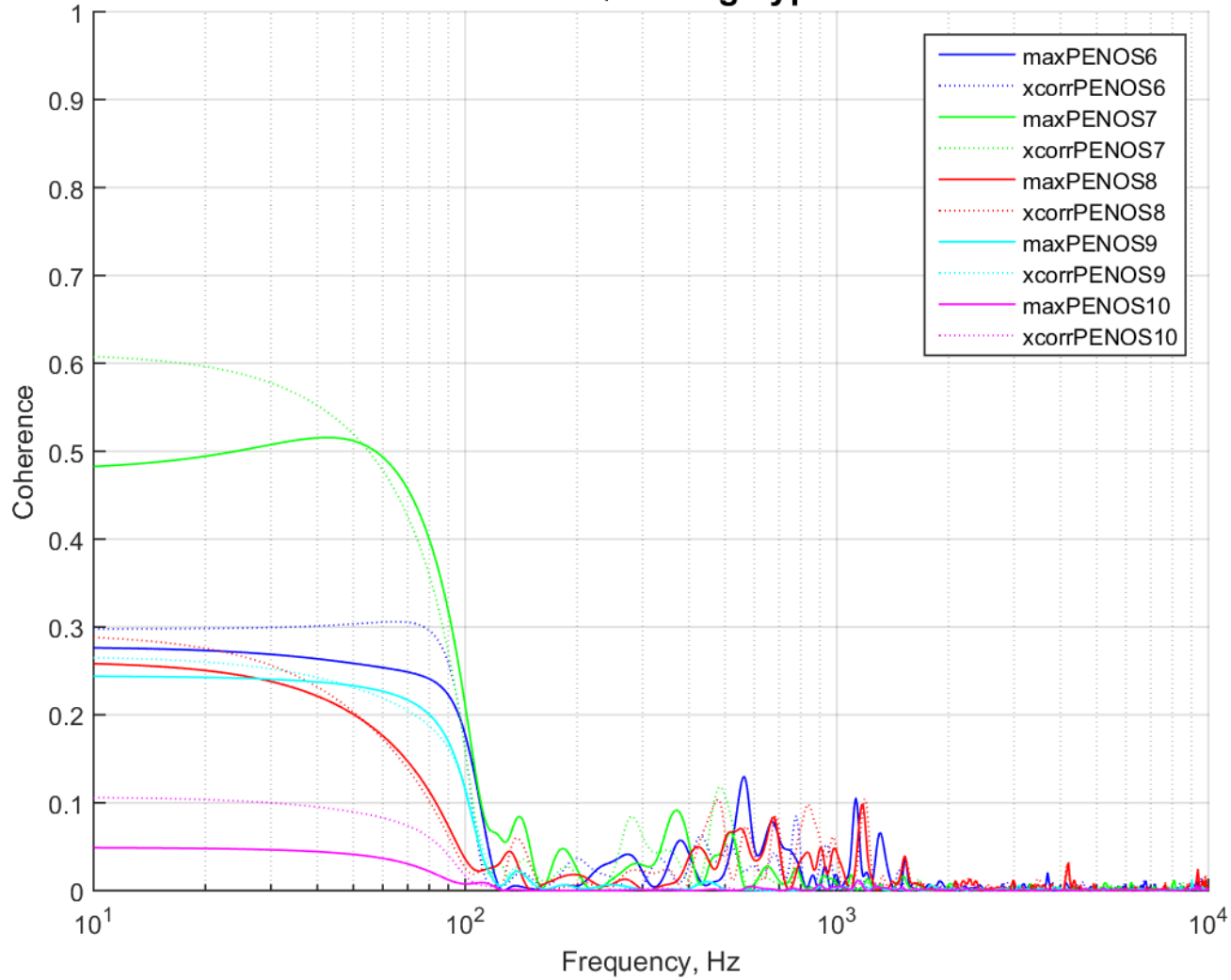


FIGURE 2.504: COHERENCE PEN_OS 6 - 10 15-02-S2-2CTD

Event ID: 15-02-S2-2 NEQ: 6.65kg Type: Static 20150202

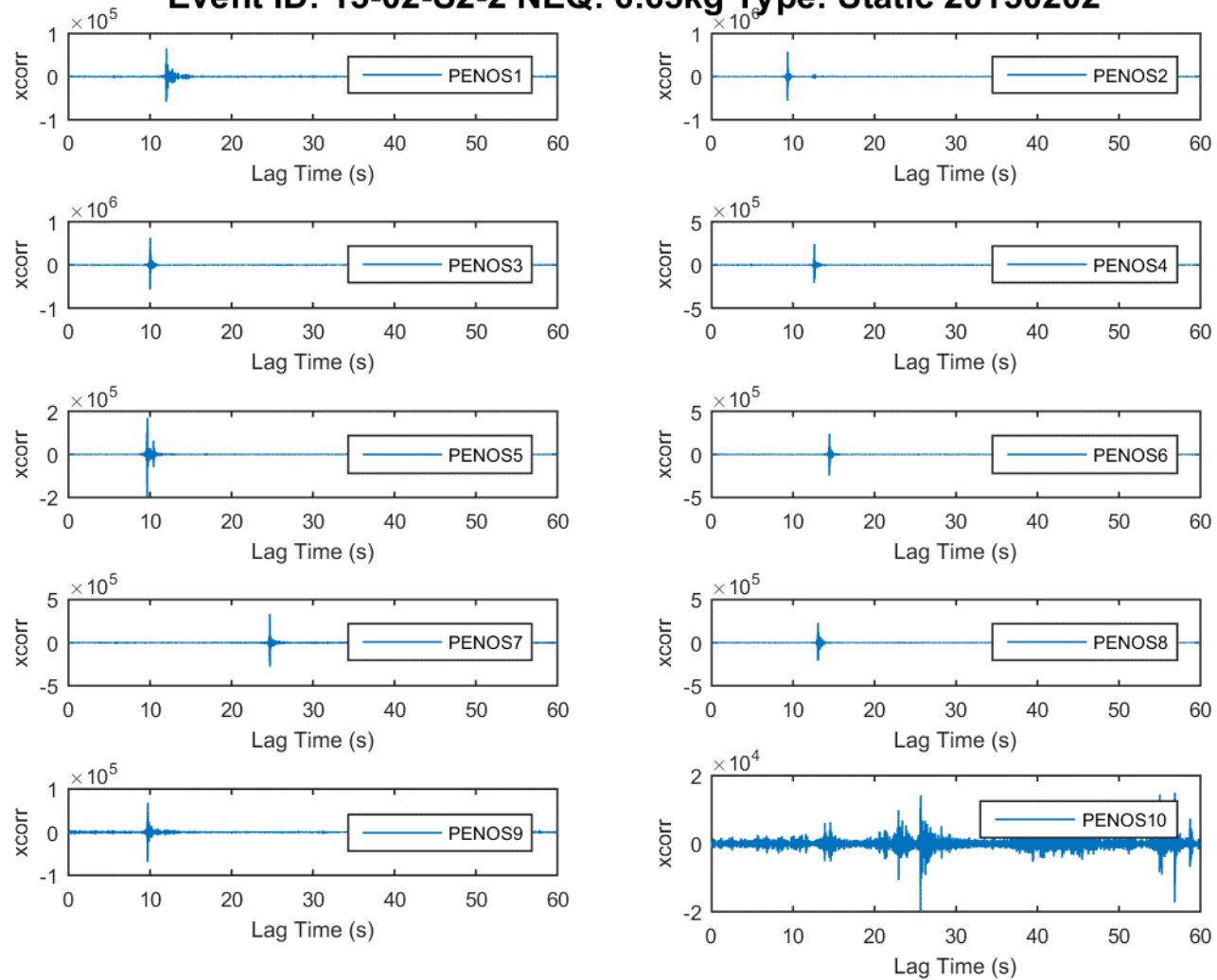


FIGURE 2.505: CROSS CORRELATION PEN_OS 1 - 10 15-02-S2-2

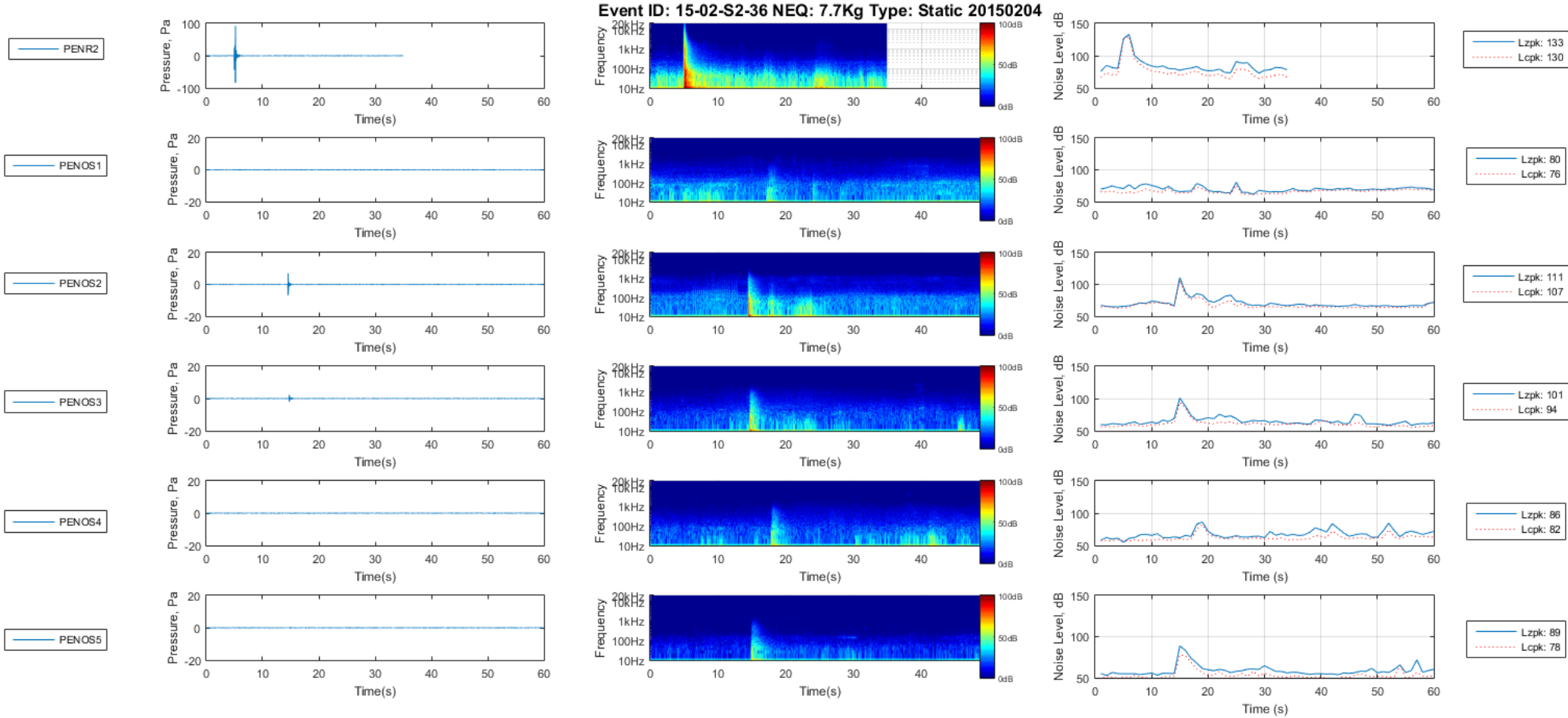


FIGURE 2.506: PEN_OS 1 - 5 15-02-S2-36

Event ID: 15-02-S2-36 NEQ: 7.7Kg Type: Static 20150204 CTD

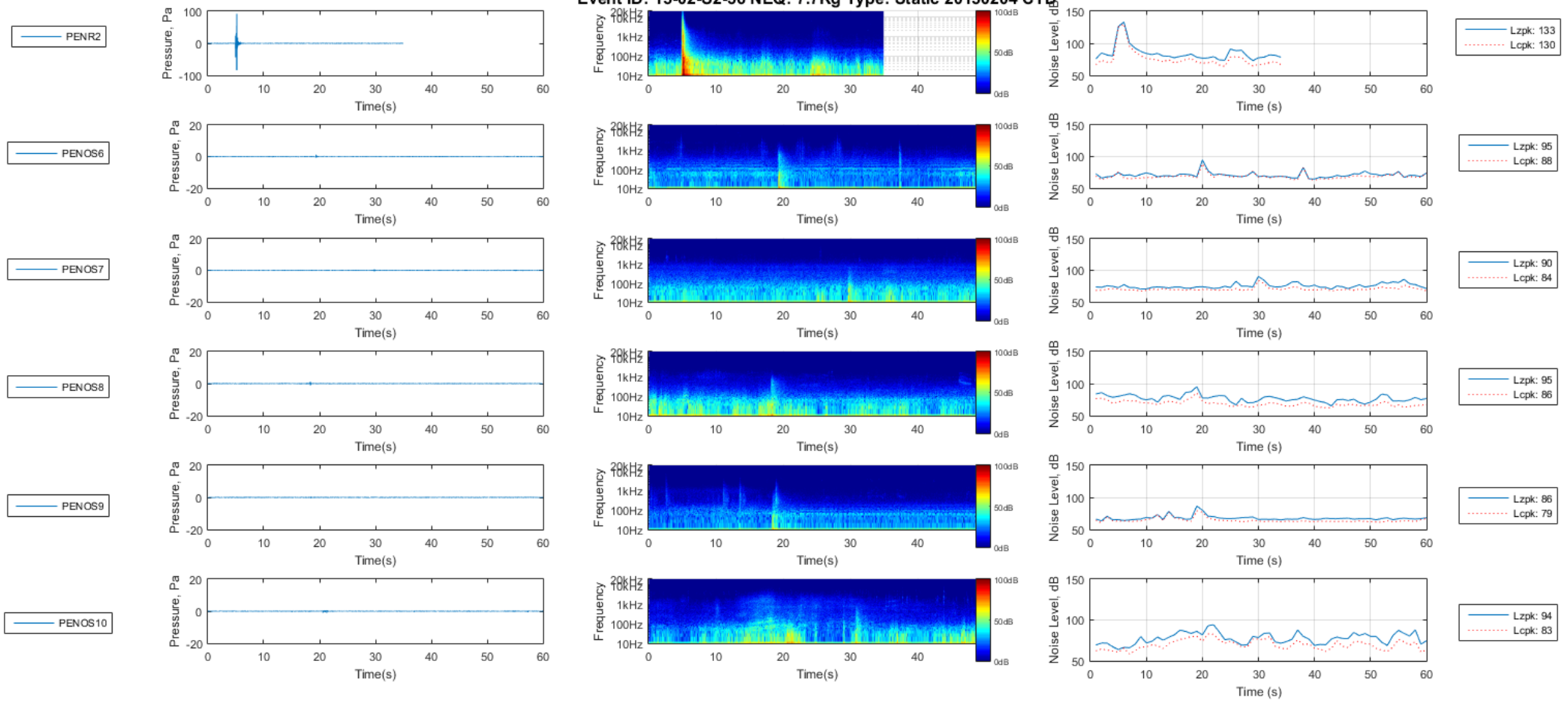


FIGURE 2.507: PEN_OS 6 - 10 15-02-S2-36

Event ID: 15-02-S2-36 NEQ: 7.7Kg Type: Static 20150204

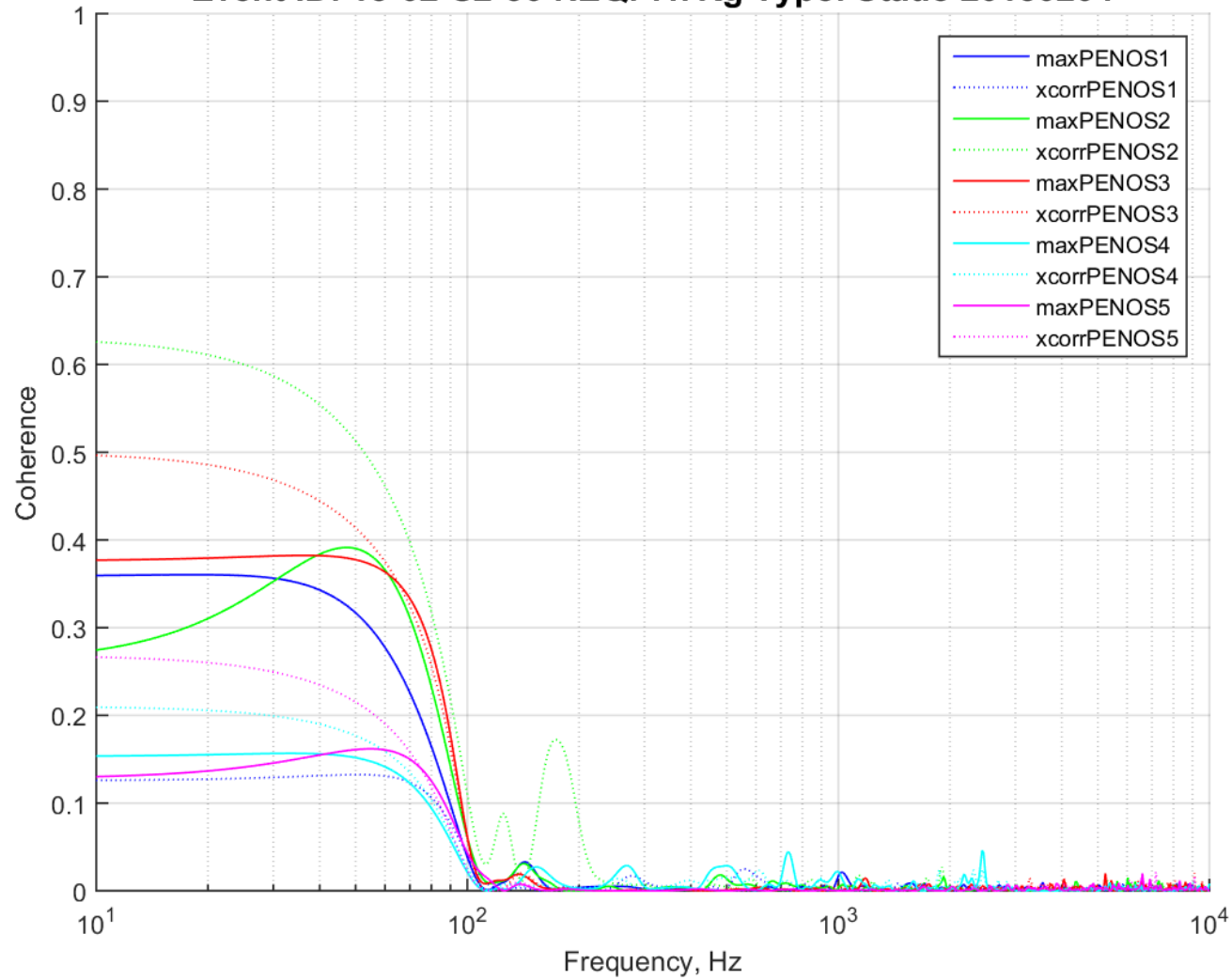


FIGURE 2.508: COHERENCE PEN_OS 1 - 5 15-02-S2-36

Event ID: 15-02-S2-36 NEQ: 7.7Kg Type: Static 20150204

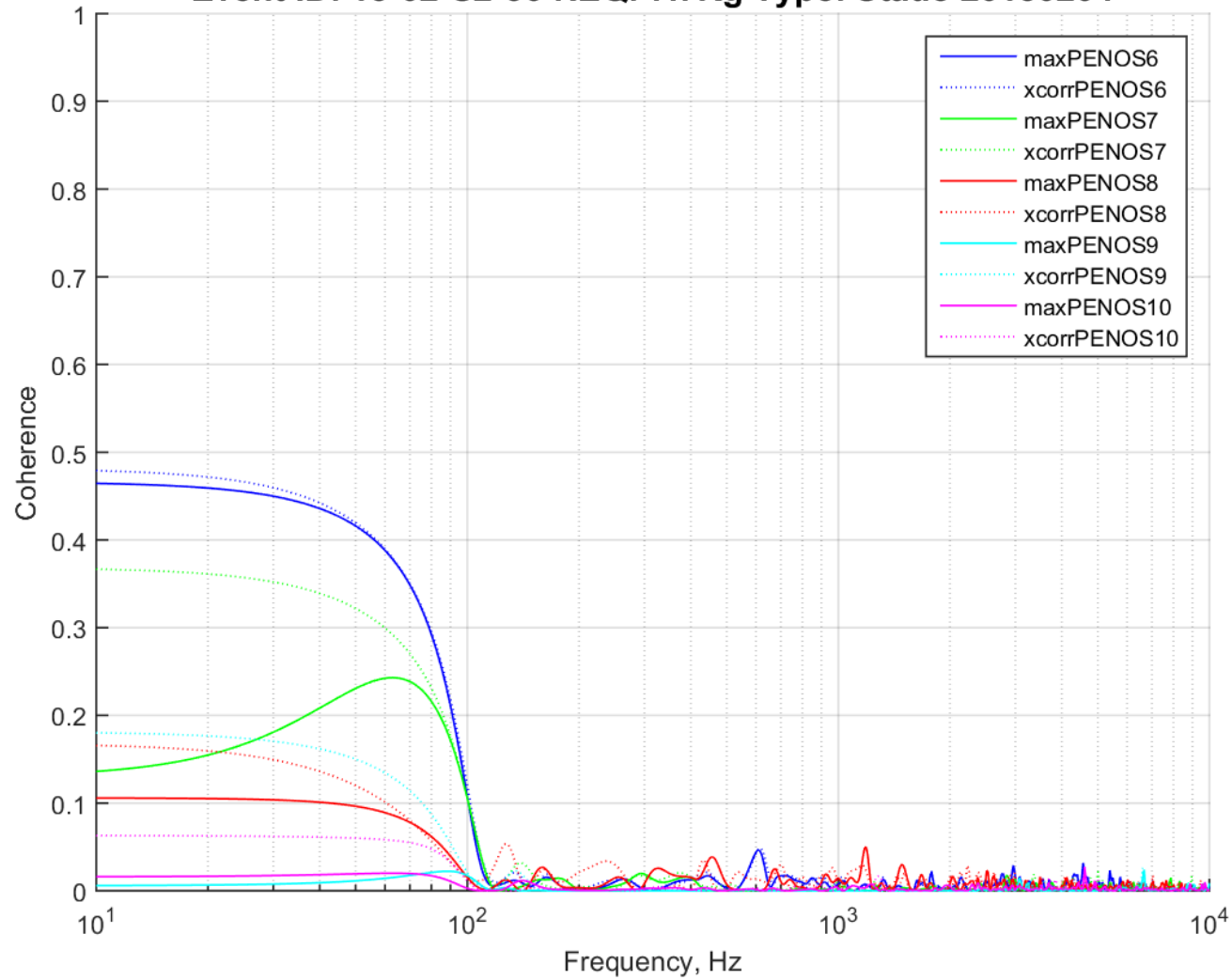


FIGURE 2.509: COHERENCE PEN_OS 6 - 10 15-02-S2-36CTD

Event ID: 15-02-S2-36 NEQ: 7.7Kg Type: Static 20150204

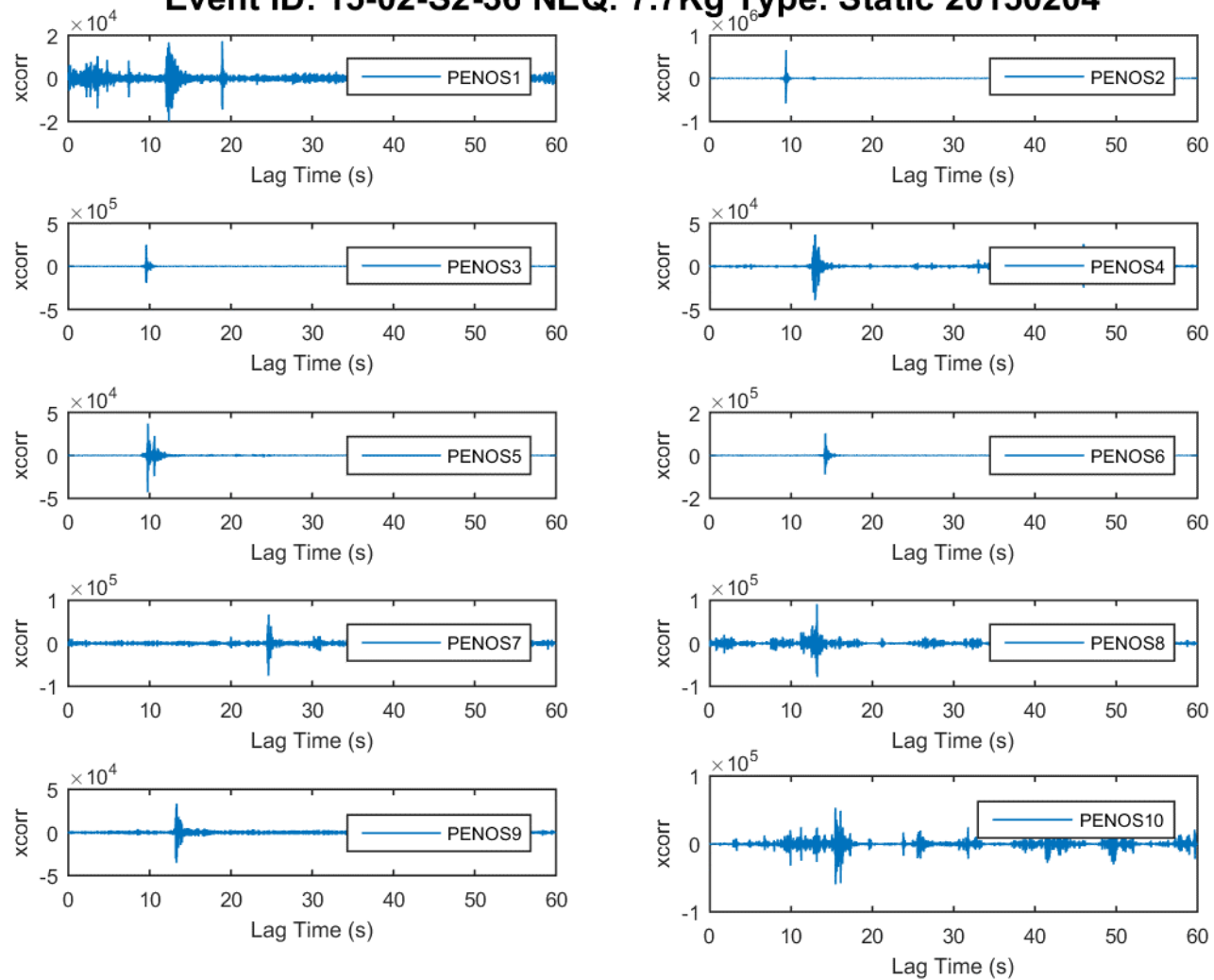


FIGURE 2.510: CROSS CORRELATION PEN_OS 1 - 10 15-02-S2-36

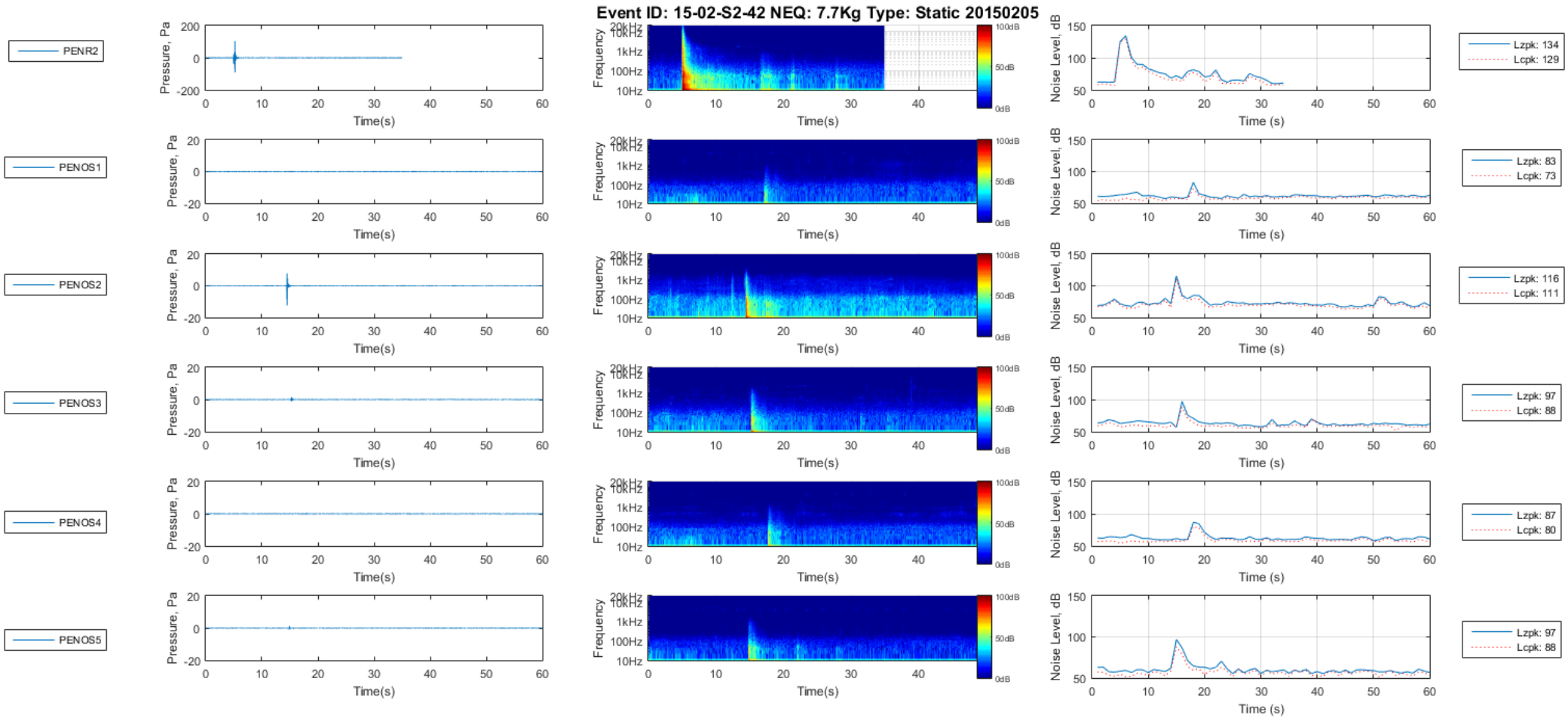


FIGURE 2.511: PEN_OS 1 - 5 15-02-S2-42

Event ID: 15-02-S2-42 NEQ: 7.7Kg Type: Static 20150205 CTD

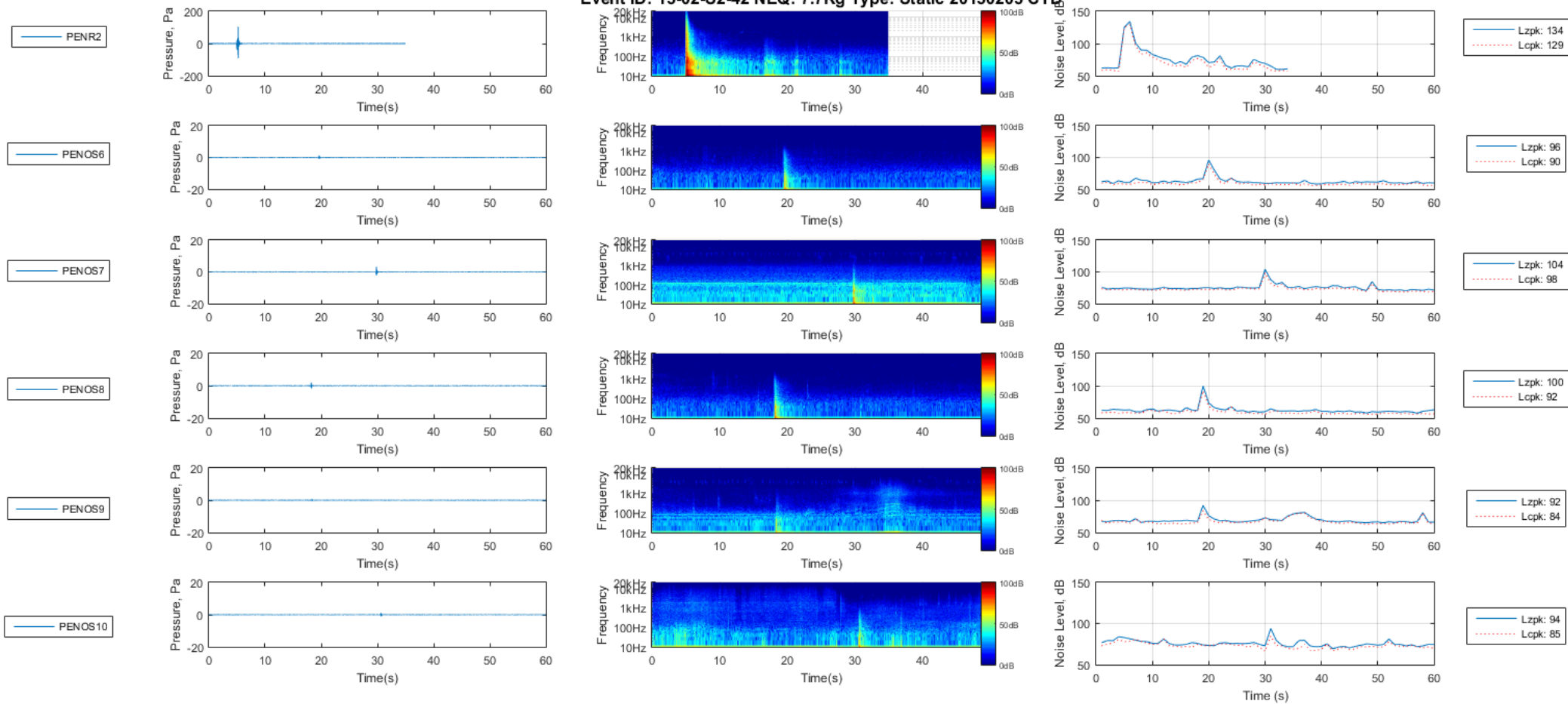


FIGURE 2.512: PEN_OS 6 - 10 15-02-S2-42

Event ID: 15-02-S2-42 NEQ: 7.7Kg Type: Static 20150205

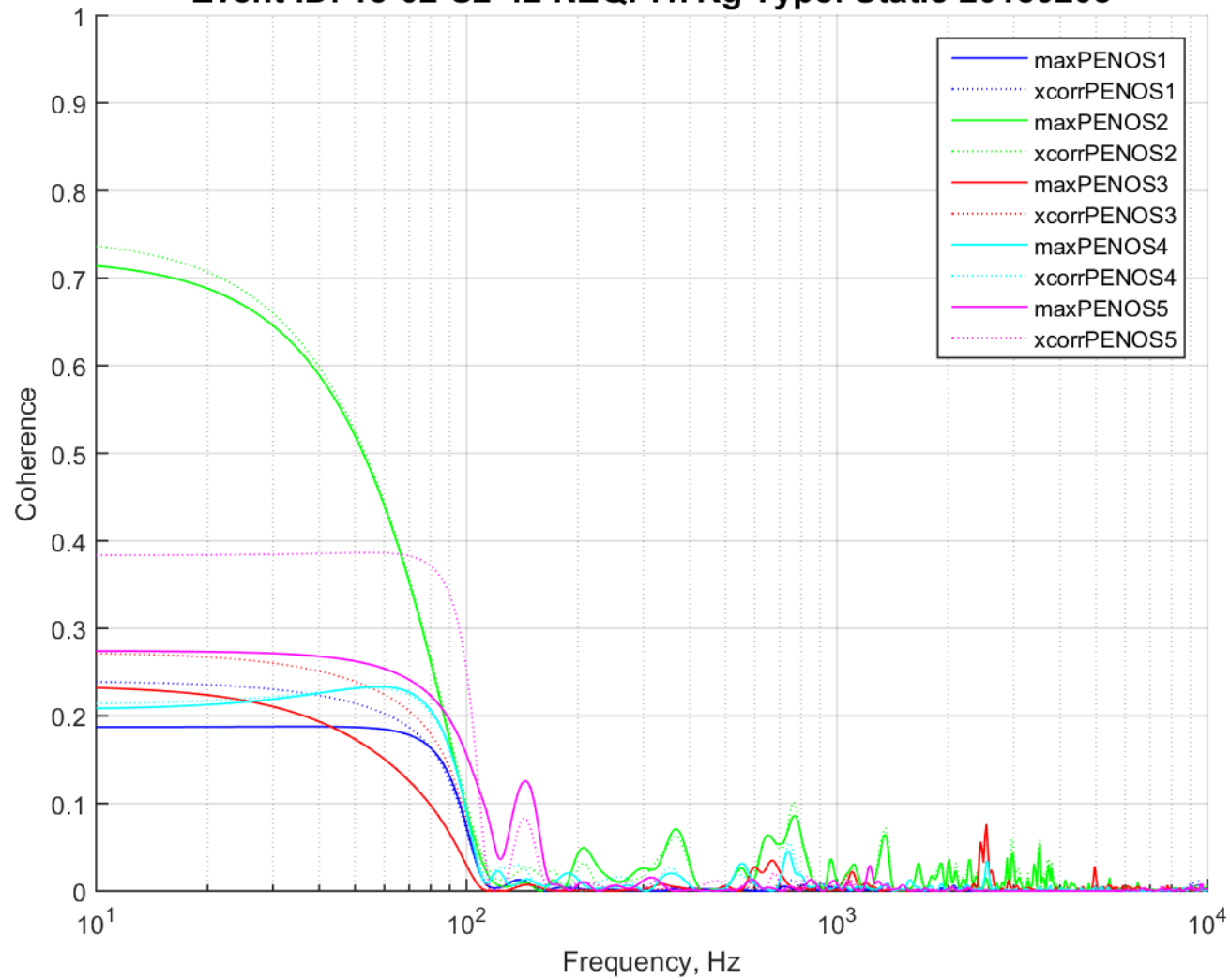


FIGURE 2.513: COHERENCE PEN_OS 1 - 5 15-02-S2-42

Event ID: 15-02-S2-42 NEQ: 7.7Kg Type: Static 20150205

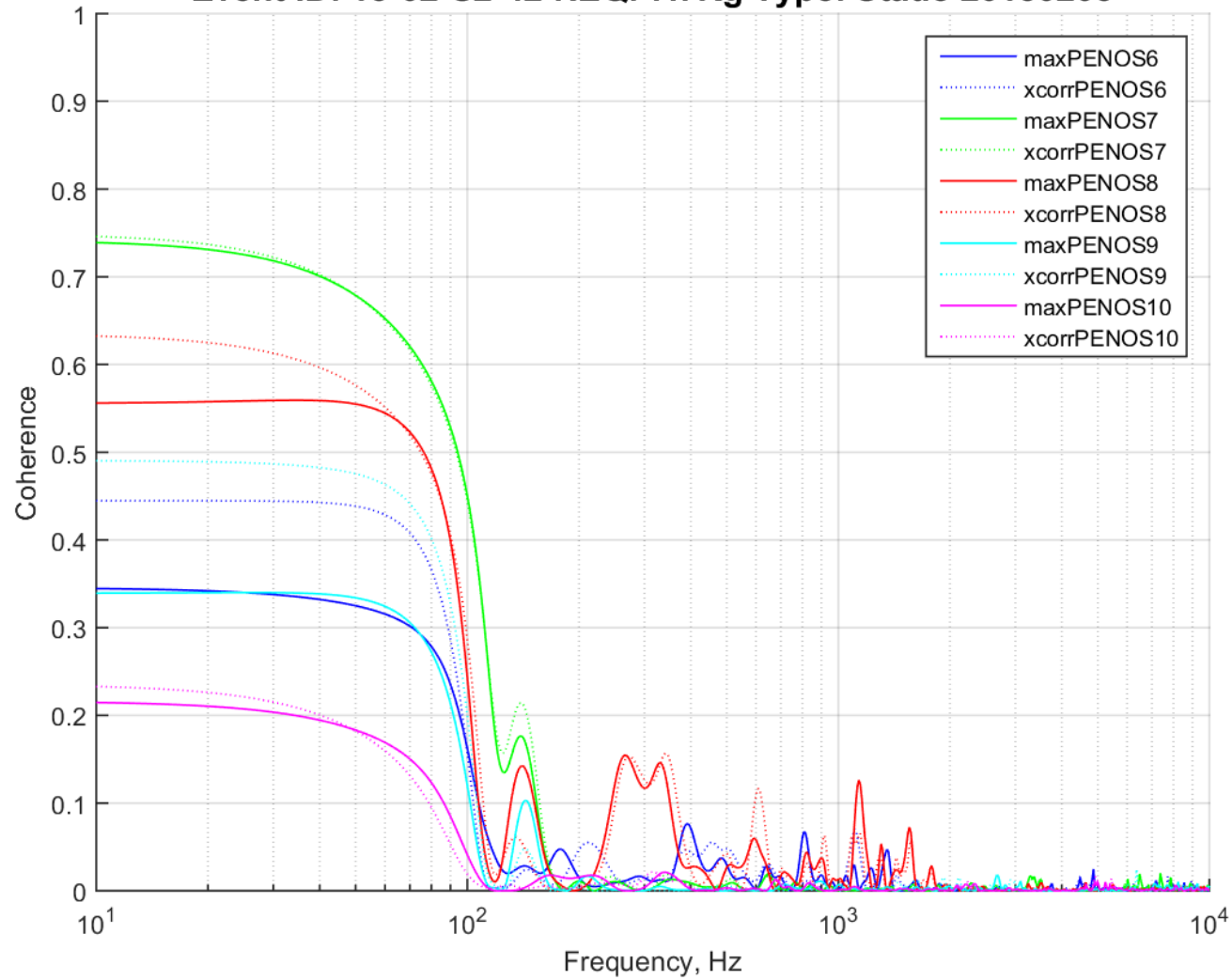


FIGURE 2.514: COHERENCE PEN_OS 6 - 10 15-02-S2-42CTD

Event ID: 15-02-S2-42 NEQ: 7.7Kg Type: Static 20150205

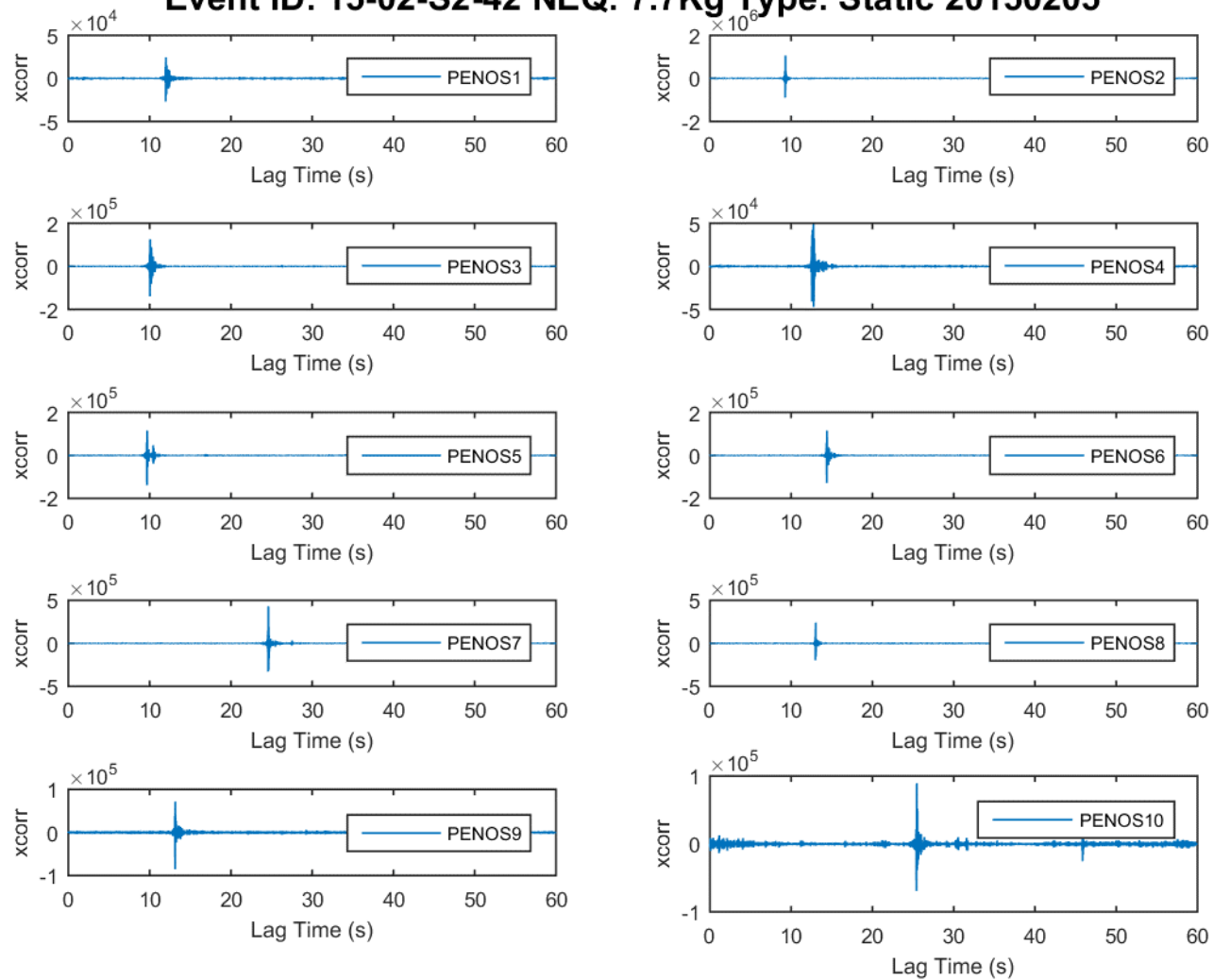


FIGURE 2.515: CROSS CORRELATION PEN_OS 1 - 10 15-02-S2-42

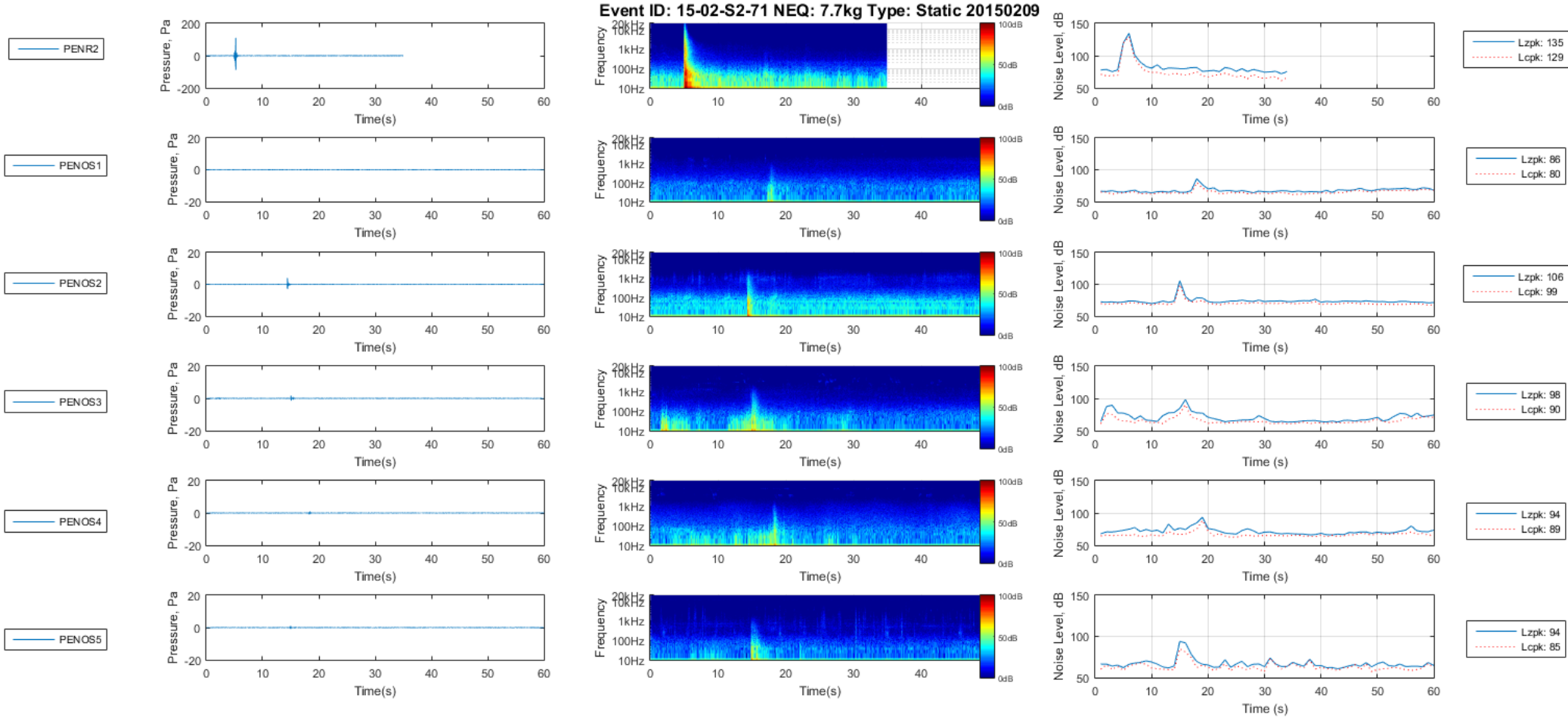


FIGURE 2.516: PEN_OS 1 - 5 15-02-S2-71

Event ID: 15-02-S2-71 NEQ: 7.7kg Type: Static 20150209 CTD

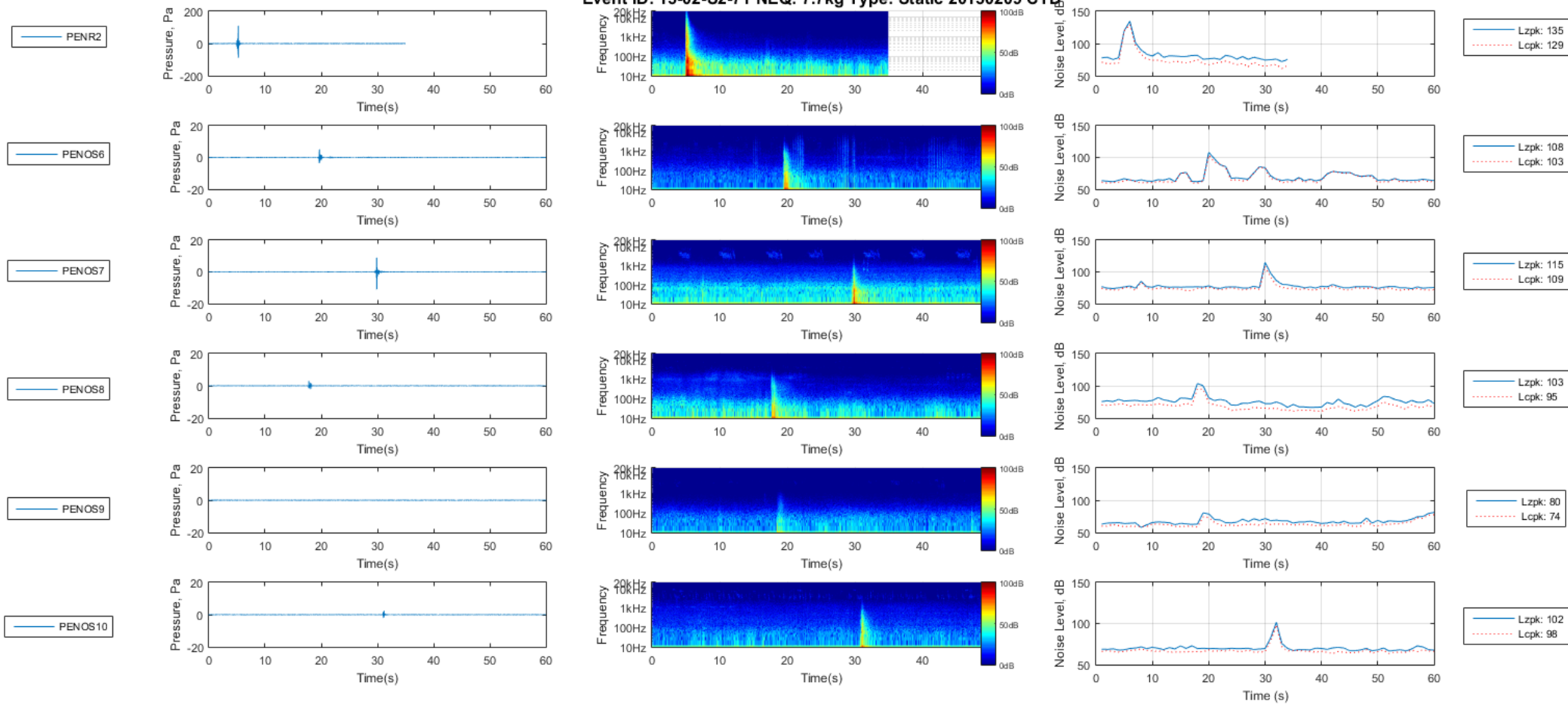


FIGURE 2.517: PEN_OS 6 - 10 15-02-S2-71

Event ID: 15-02-S2-71 NEQ: 7.7kg Type: Static 20150209

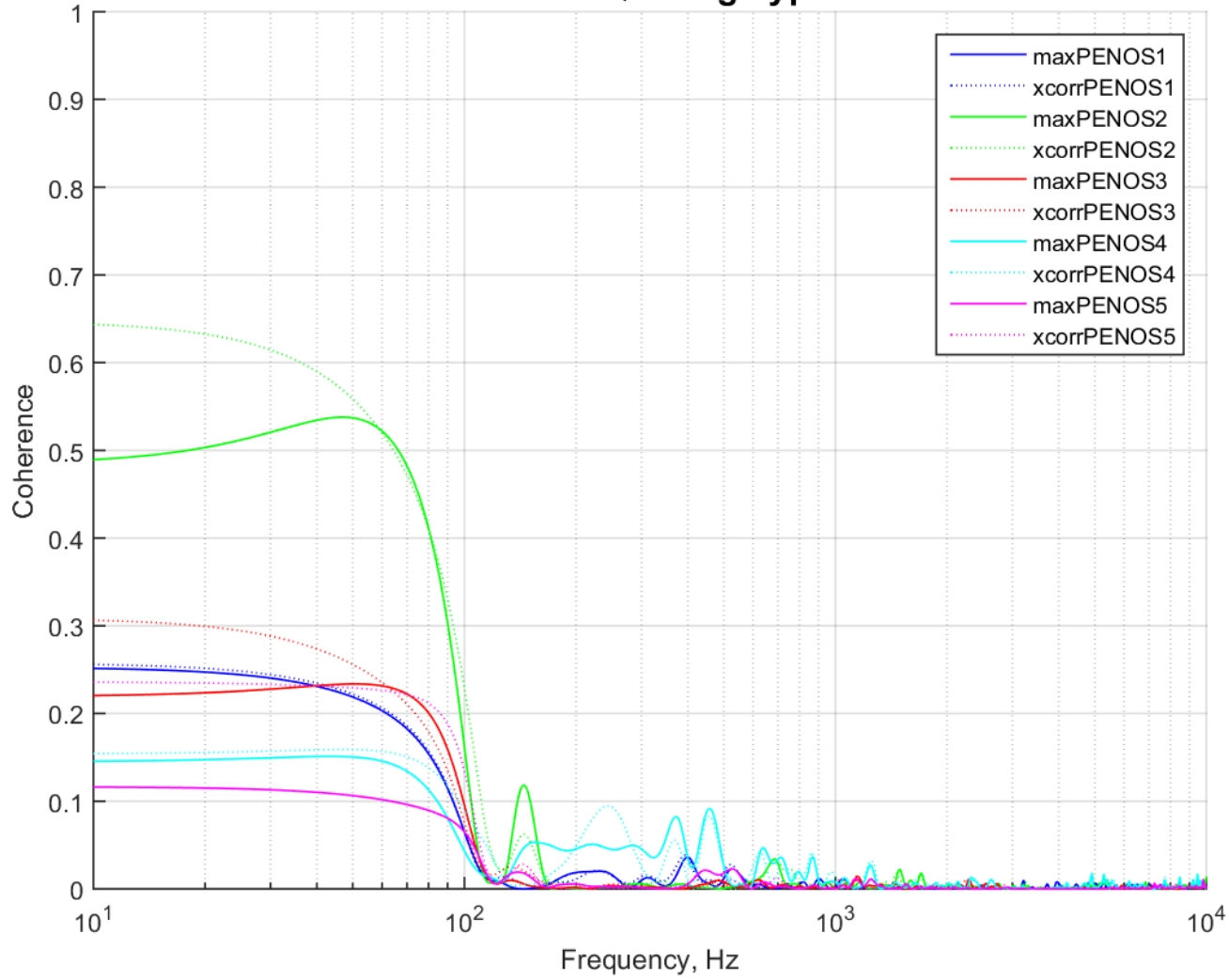


FIGURE 2.518: COHERENCE PEN_OS 1 - 5 15-02-S2-71

Event ID: 15-02-S2-71 NEQ: 7.7kg Type: Static 20150209

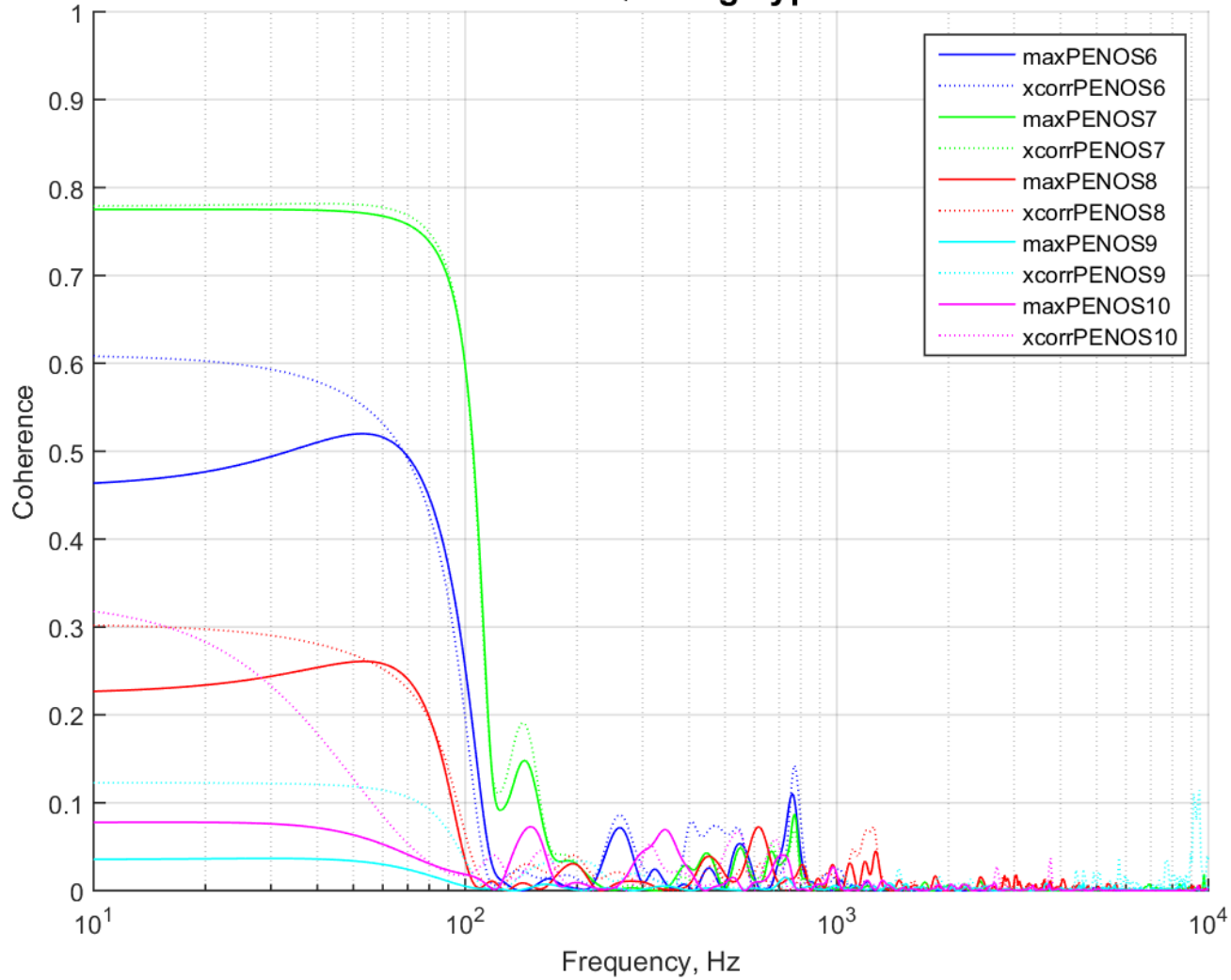


FIGURE 2.519: COHERENCE PEN_OS 6 - 10 15-02-S2-71CTD

Event ID: 15-02-S2-71 NEQ: 7.7kg Type: Static 20150209

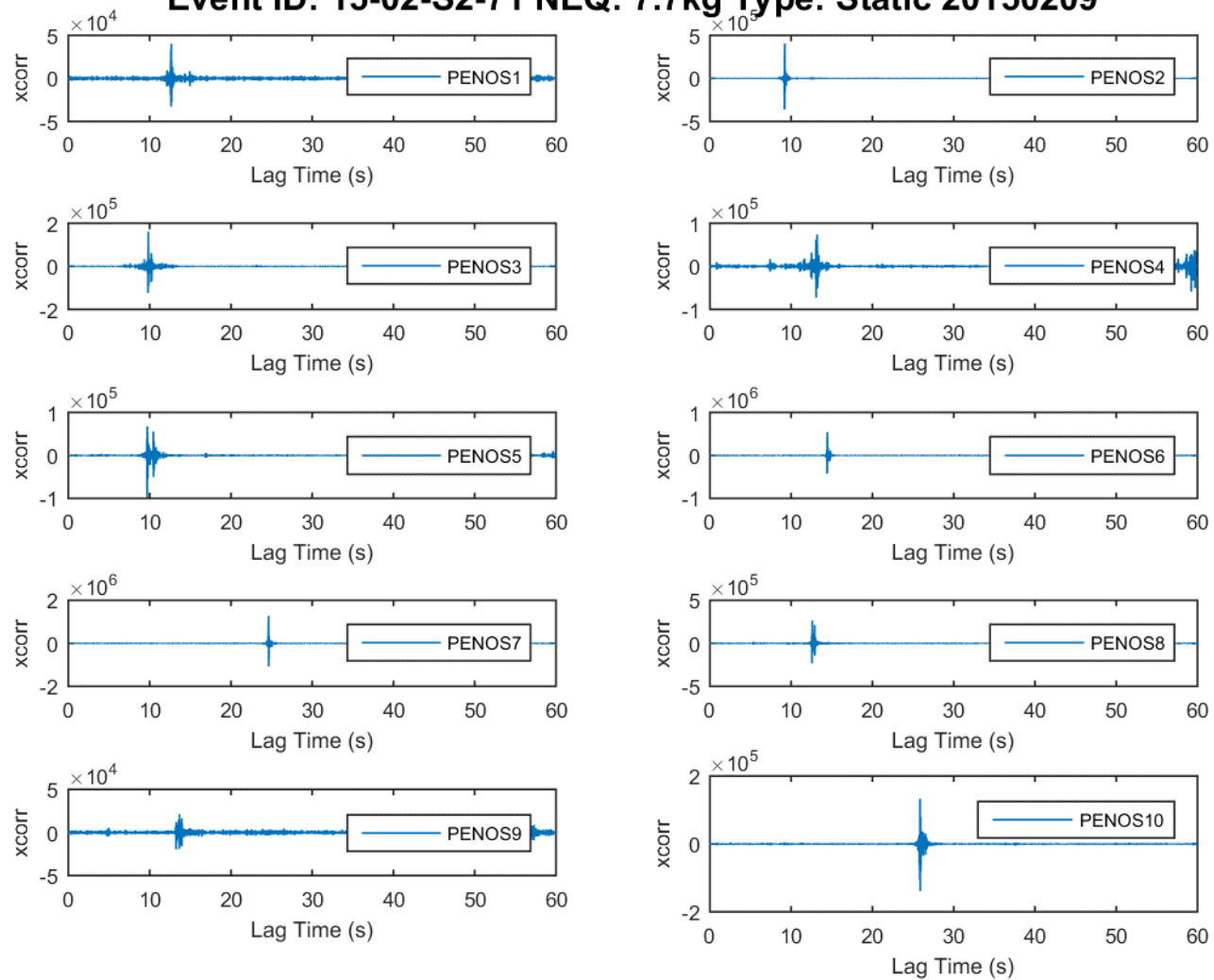


FIGURE 2.520: CROSS CORRELATION PEN_OS 1 - 10 15-02-S2-71

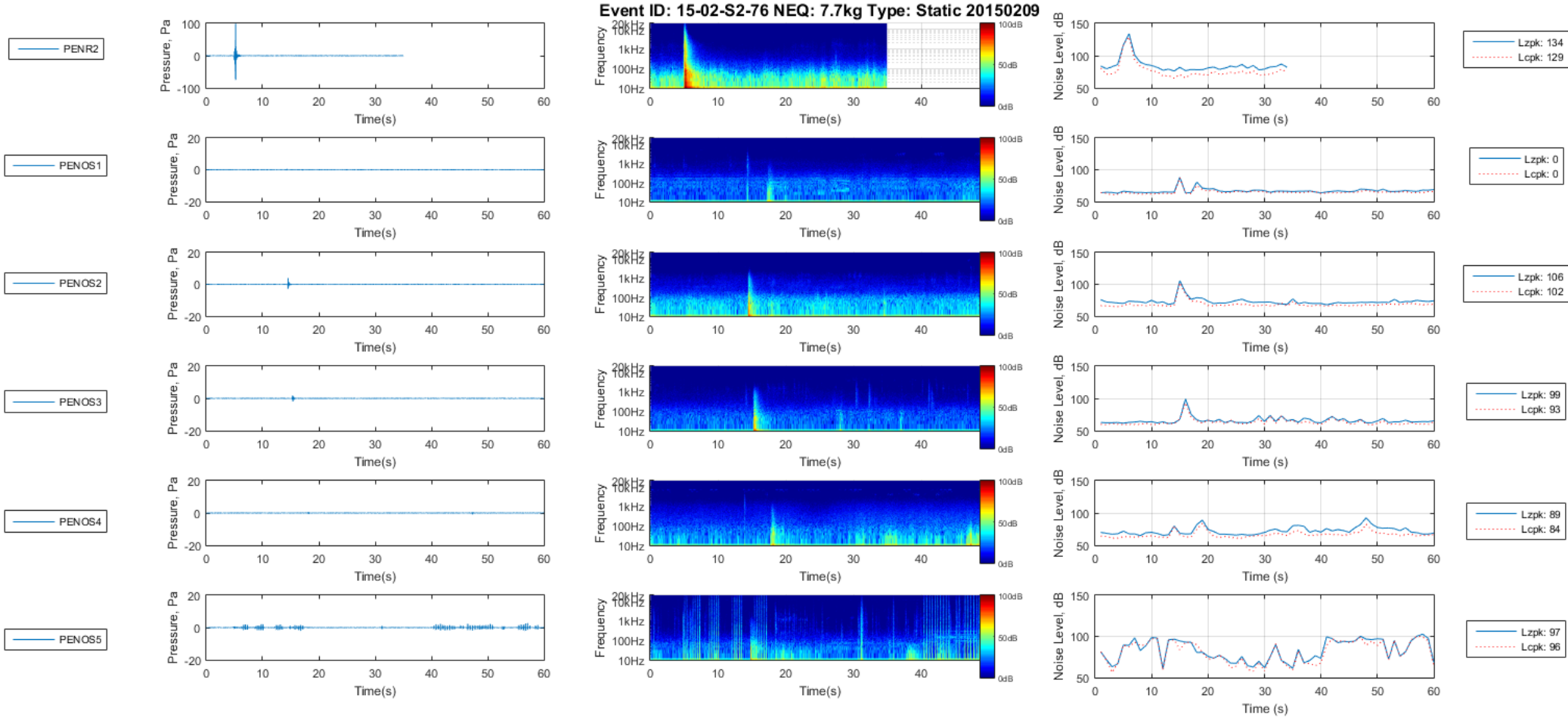


FIGURE 2.521: PEN_OS 1 - 5 15-02-S2-76

Event ID: 15-02-S2-76 NEQ: 7.7kg Type: Static 20150209 CTD

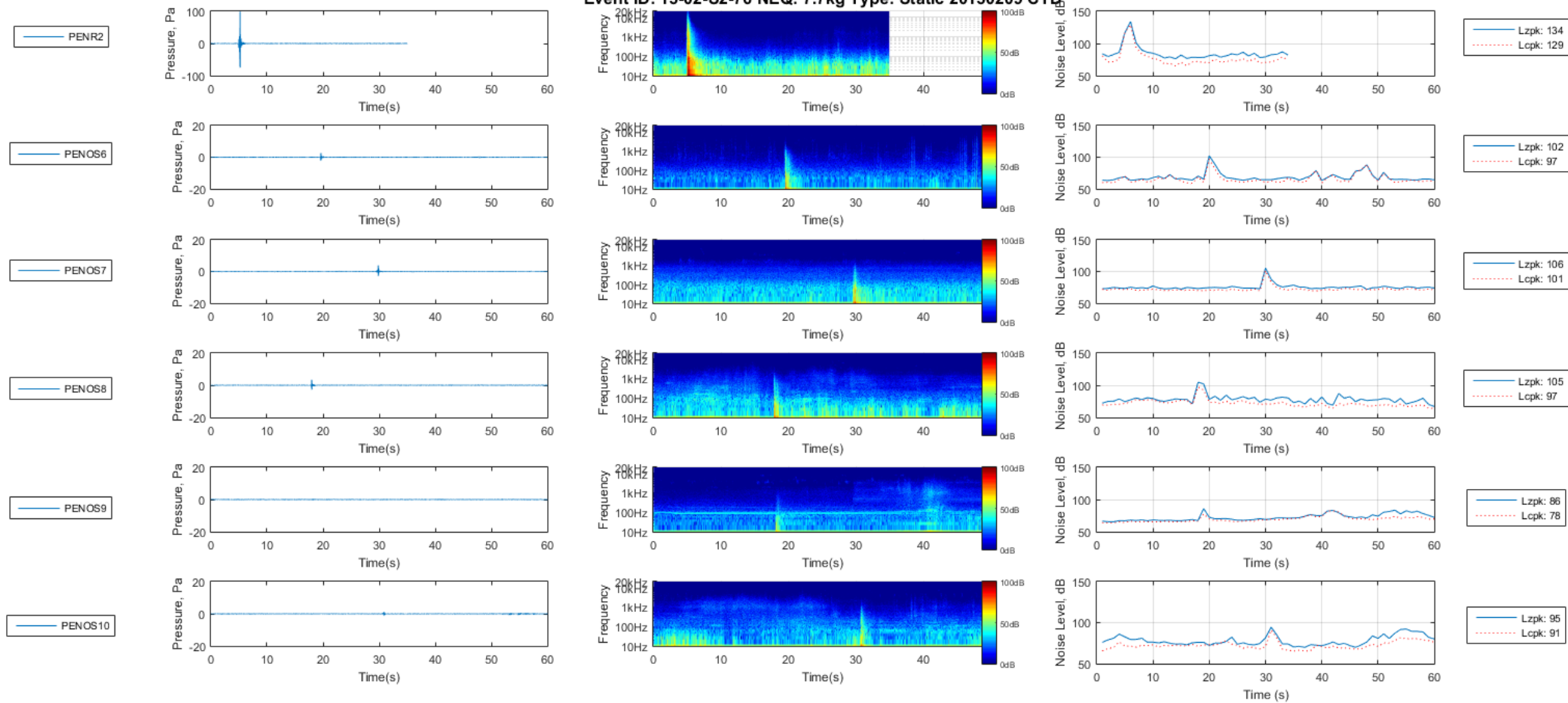


FIGURE 2.522: PEN_OS 6 - 10 15-02-S2-76

Event ID: 15-02-S2-76 NEQ: 7.7kg Type: Static 20150209

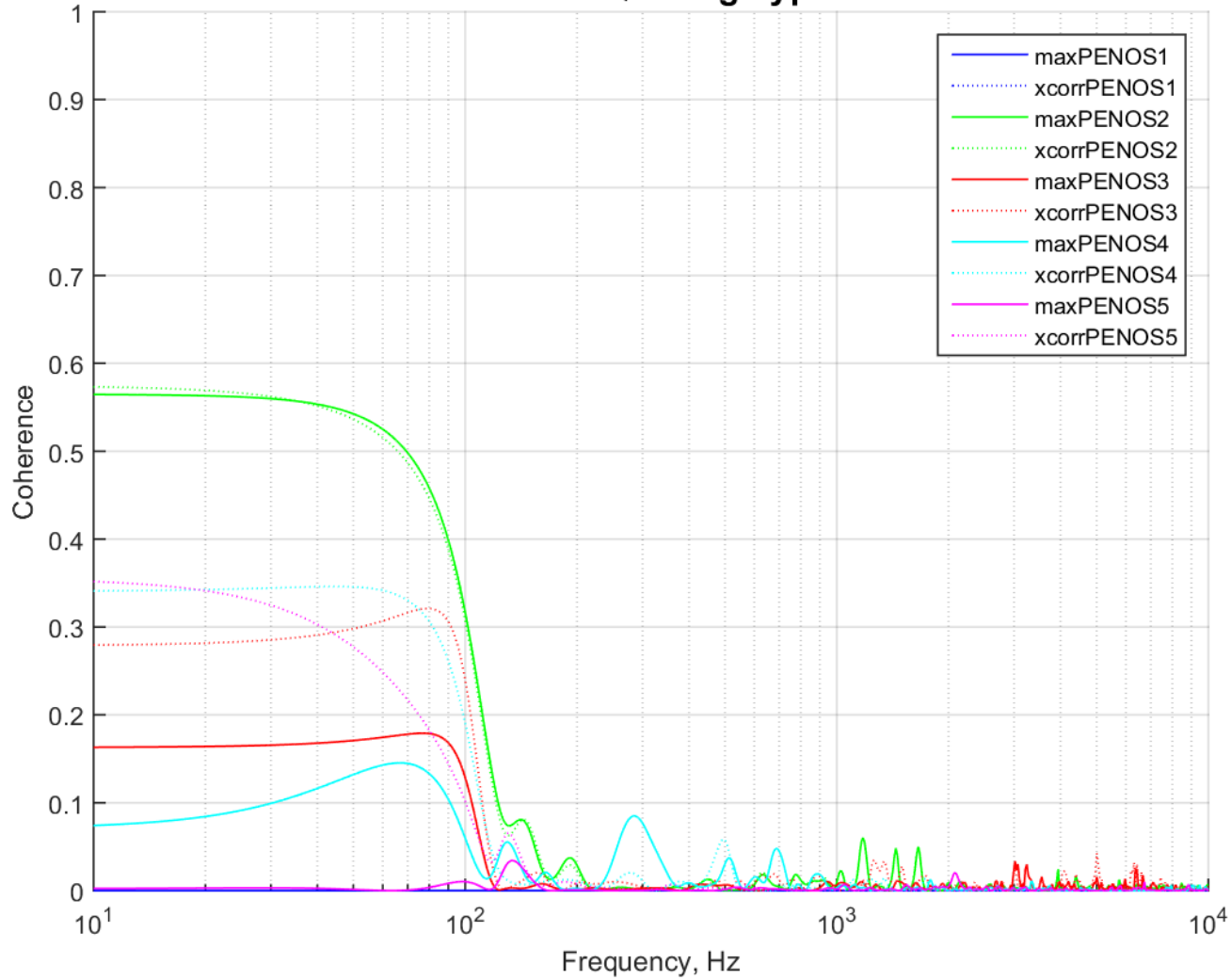


FIGURE 2.523: COHERENCE PEN_OS 1 - 5 15-02-S2-76

Event ID: 15-02-S2-76 NEQ: 7.7kg Type: Static 20150209

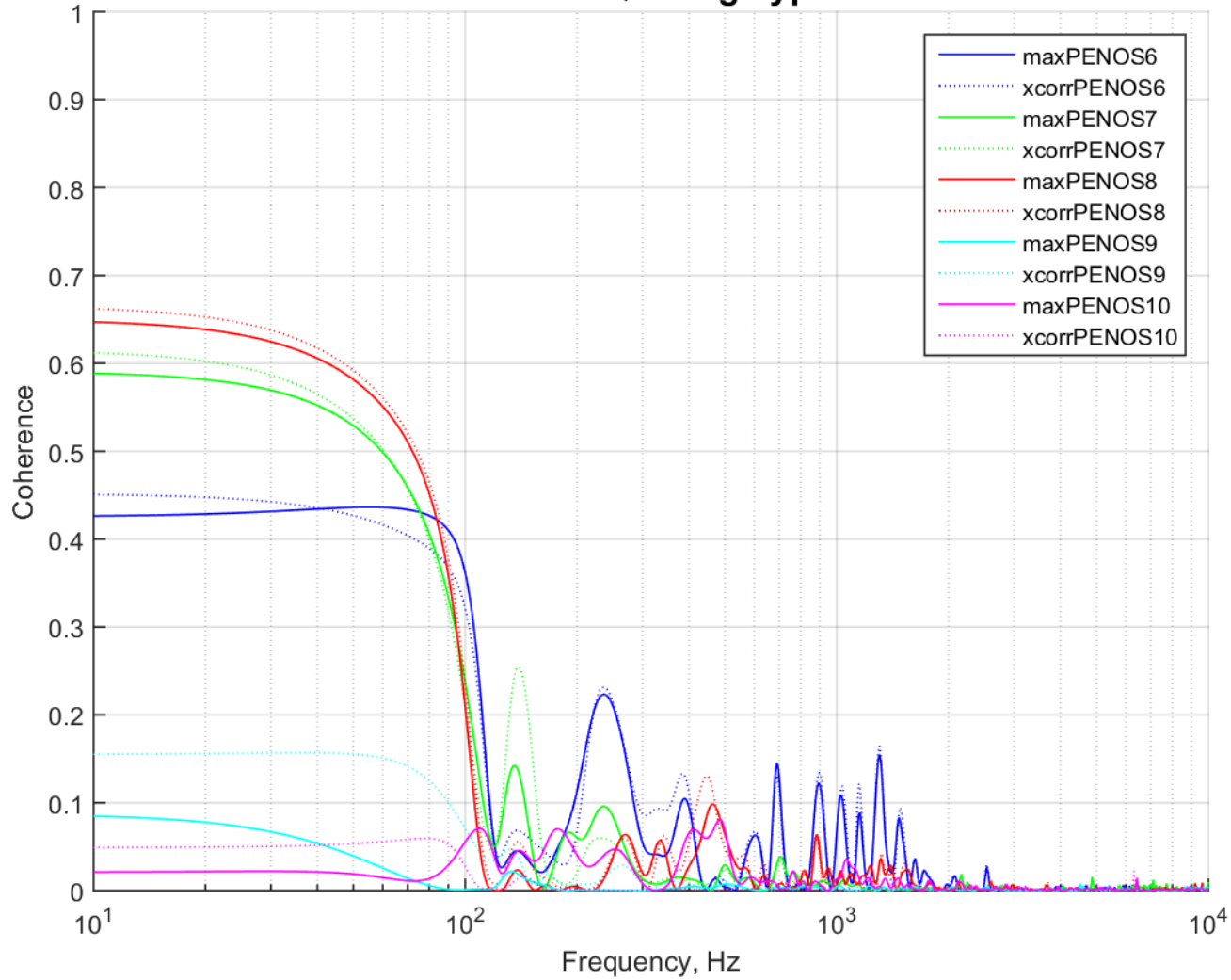


FIGURE 2.524: COHERENCE PEN_OS 6 - 10 15-02-S2-76CTD

Event ID: 15-02-S2-76 NEQ: 7.7kg Type: Static 20150209

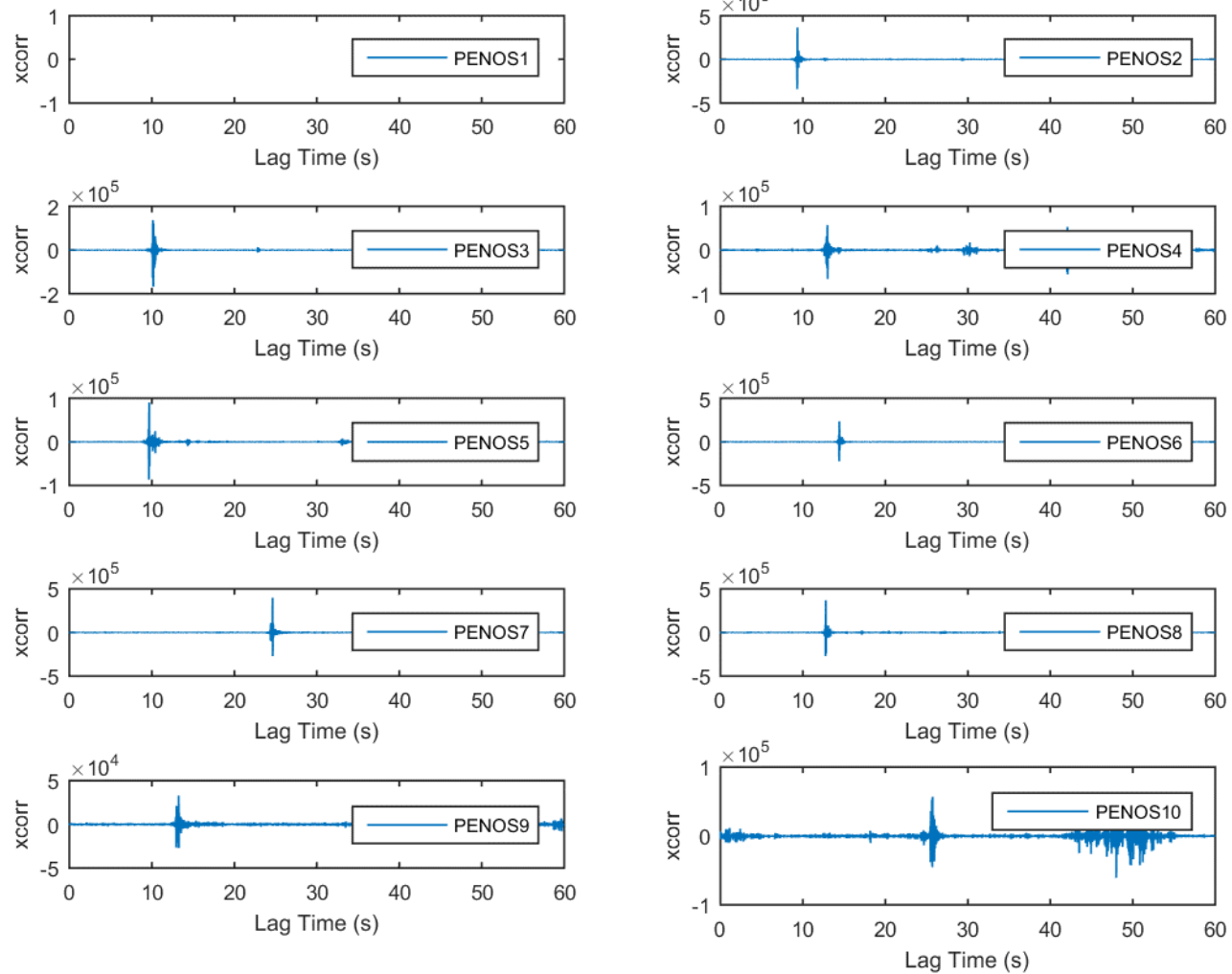


FIGURE 2.525: CROSS CORRELATION PEN_OS 1 - 10 15-02-S2-76

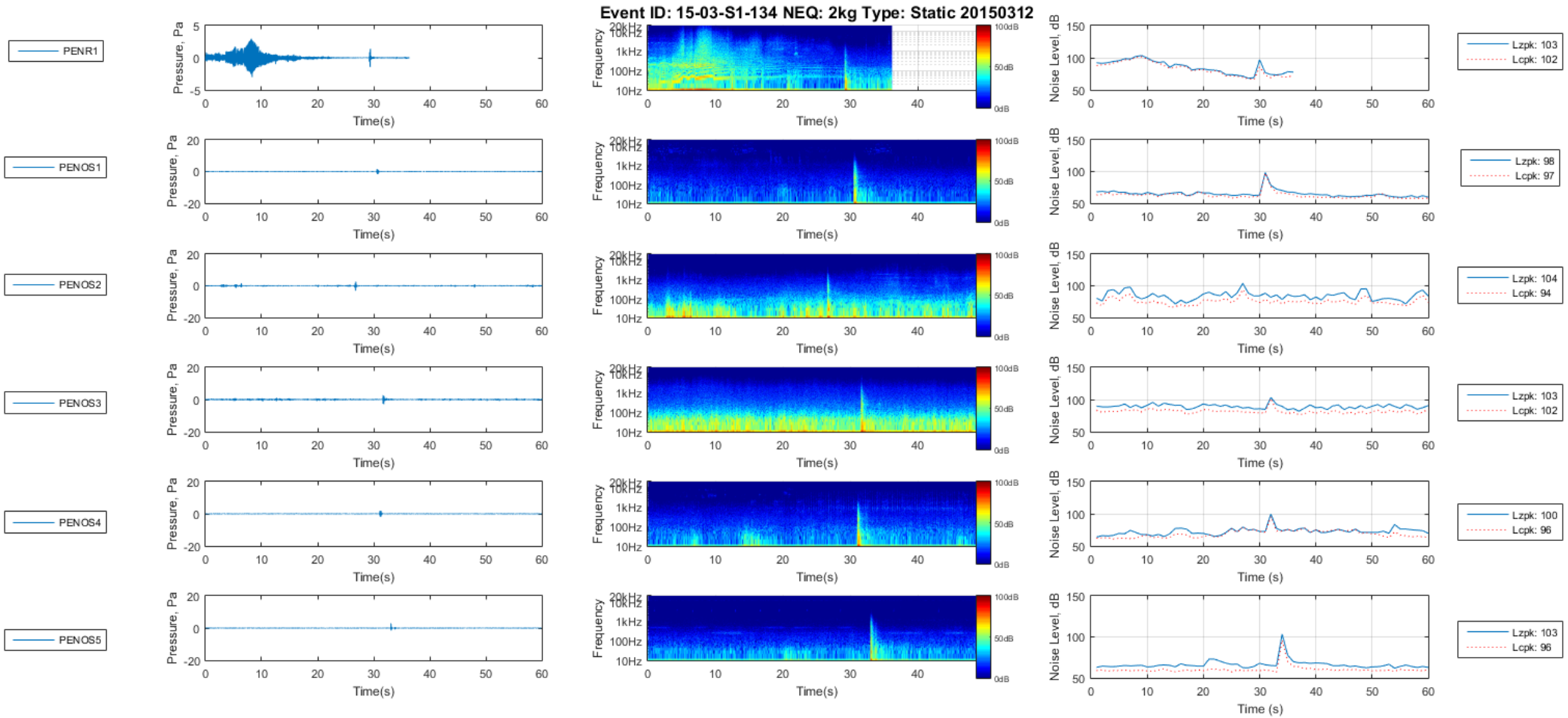


FIGURE 2.526: PEN_OS 1 - 5 15-03-S1-134

Event ID: 15-03-S1-134 NEQ: 2kg Type: Static 20150312 CTD.

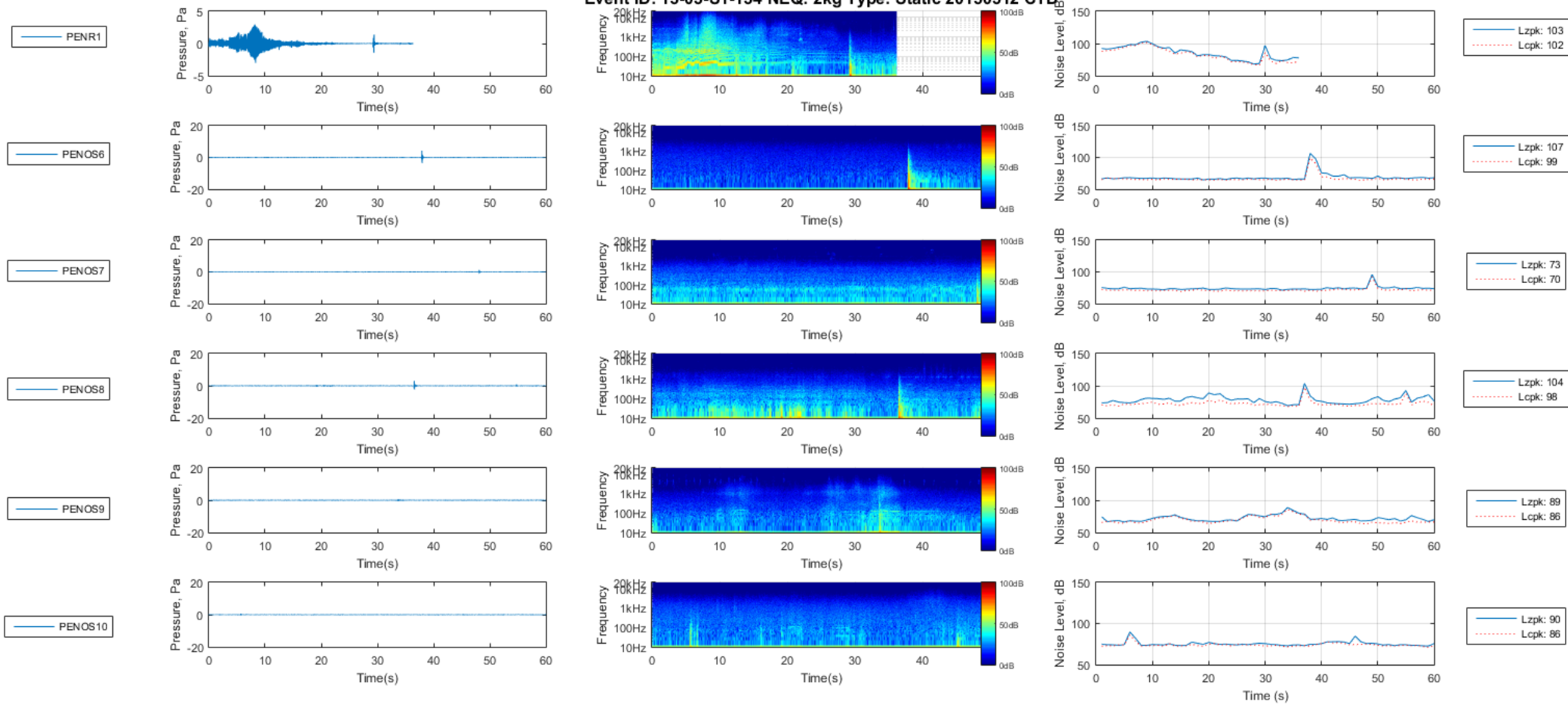


FIGURE 2.527: PEN_OS 6 - 10 15-03-S1-134

Event ID: 15-03-S1-134 NEQ: 2kg Type: Static 20150312

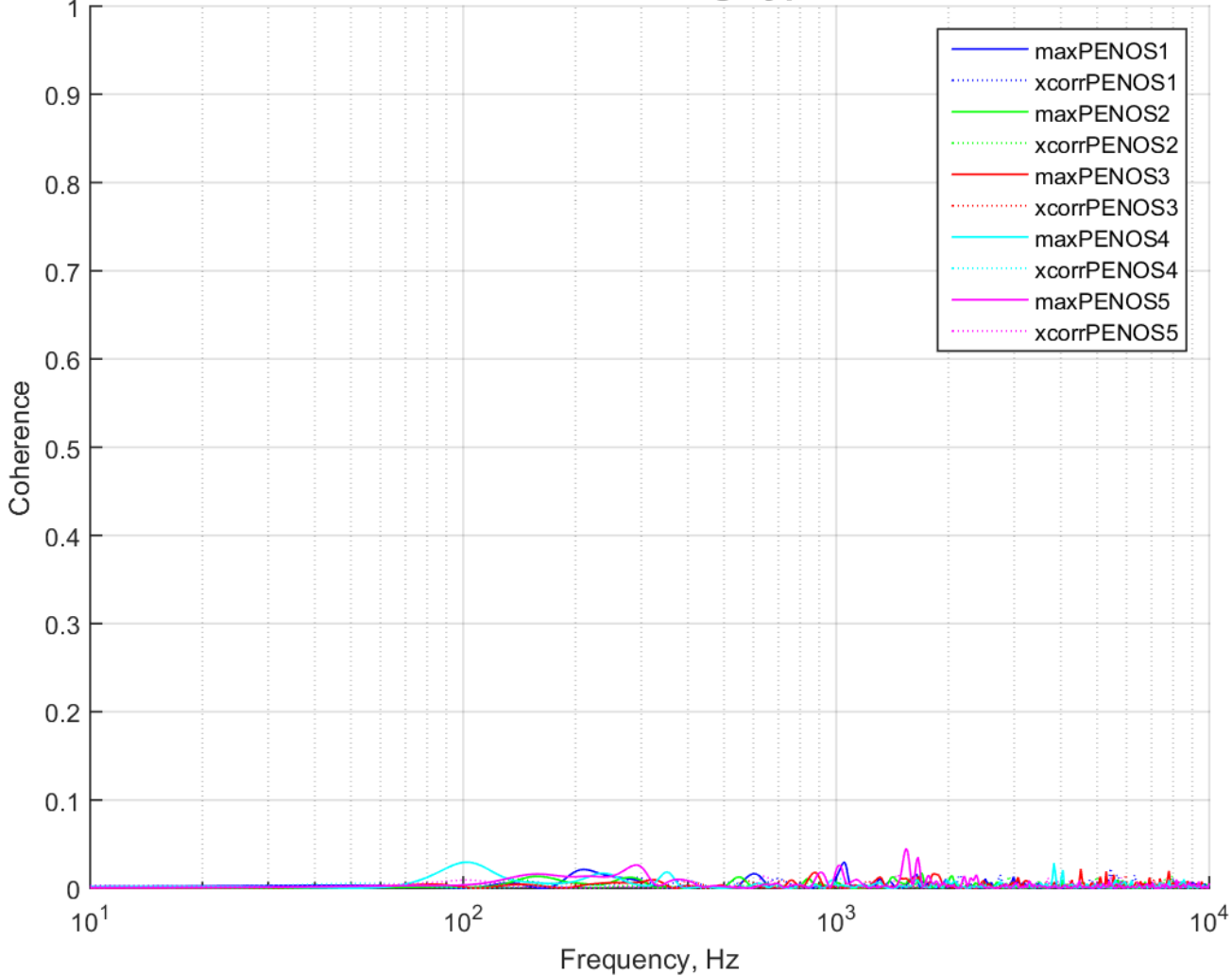


FIGURE 2.528: COHERENCE PEN_OS 1 - 5 15-03-S1-134

Event ID: 15-03-S1-134 NEQ: 2kg Type: Static 20150312

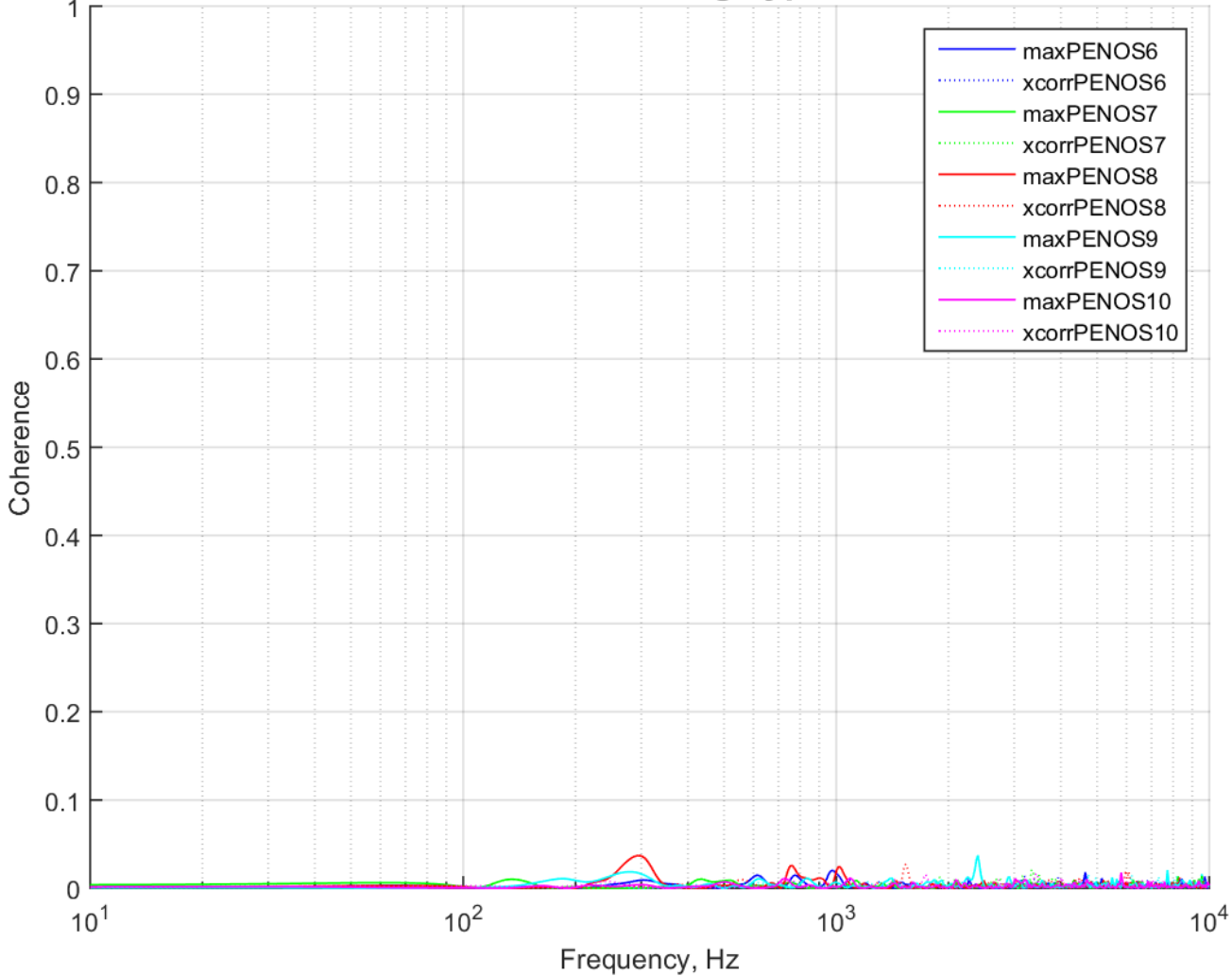


FIGURE 2.529: COHERENCE PEN_OS 6 - 10 15-03-S1-134CTD

Event ID: 15-03-S1-134 NEQ: 2kg Type: Static 20150312

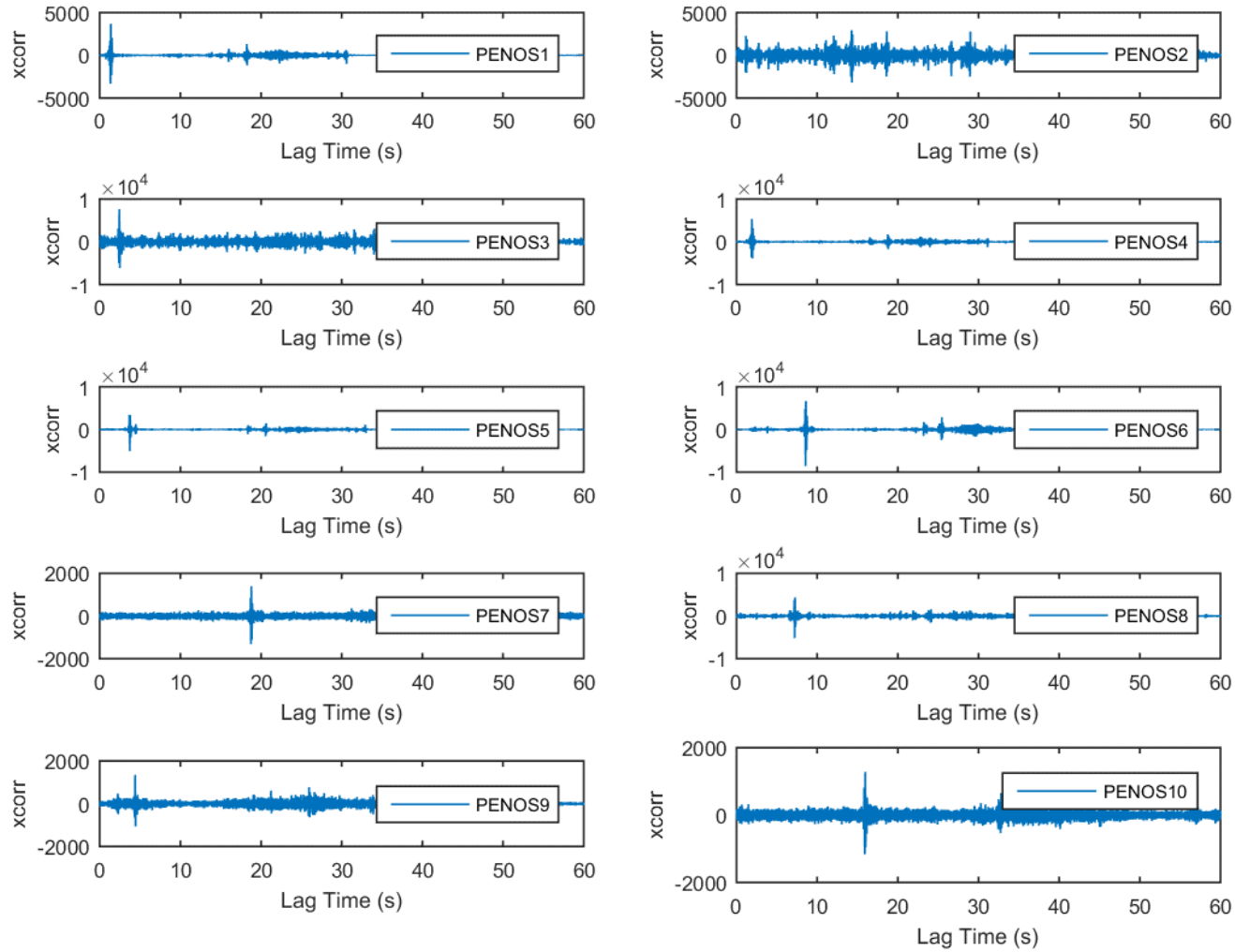


FIGURE 2.530: CROSS CORRELATION PEN_OS 1 - 10 15-03-S1-134

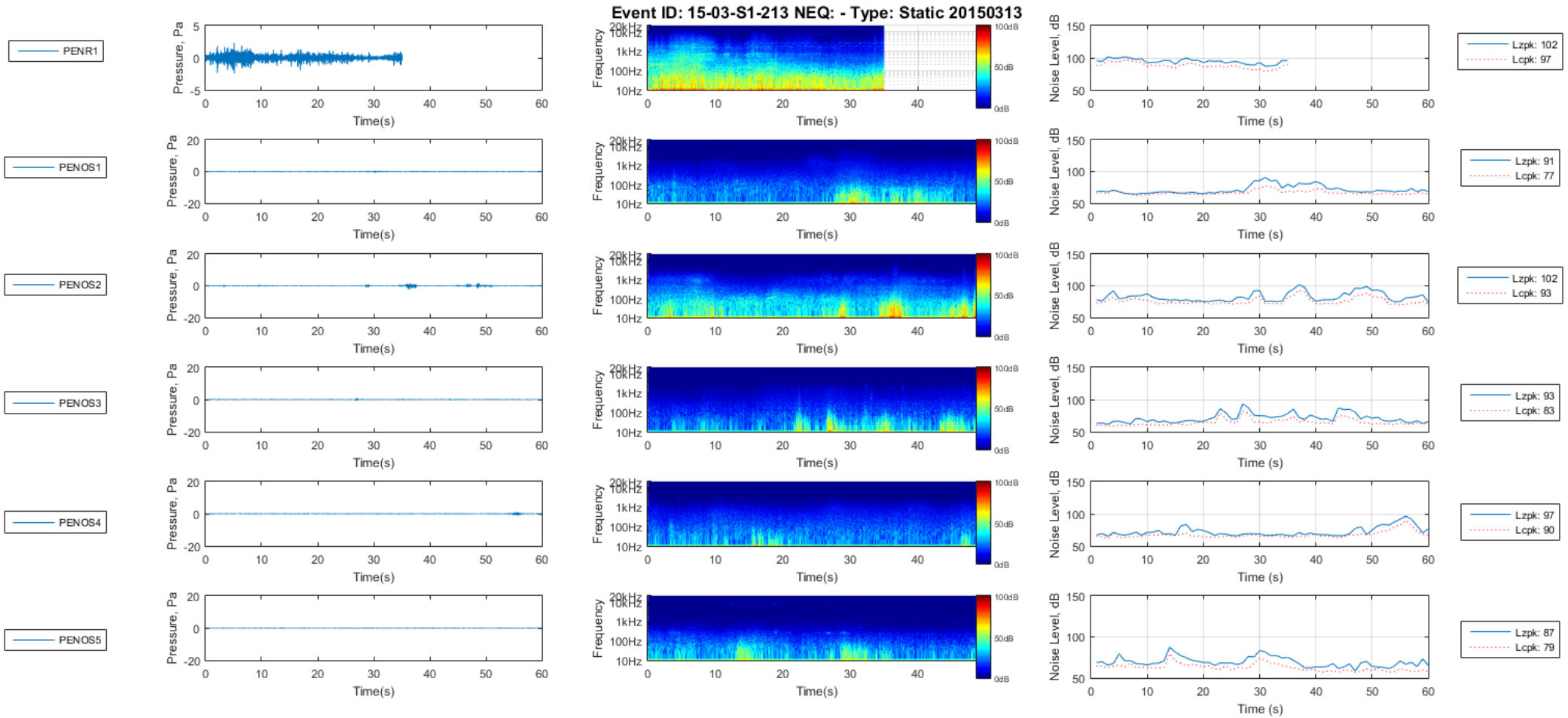


FIGURE 2.531: PEN_OS 1 - 5 15-03-S1-213

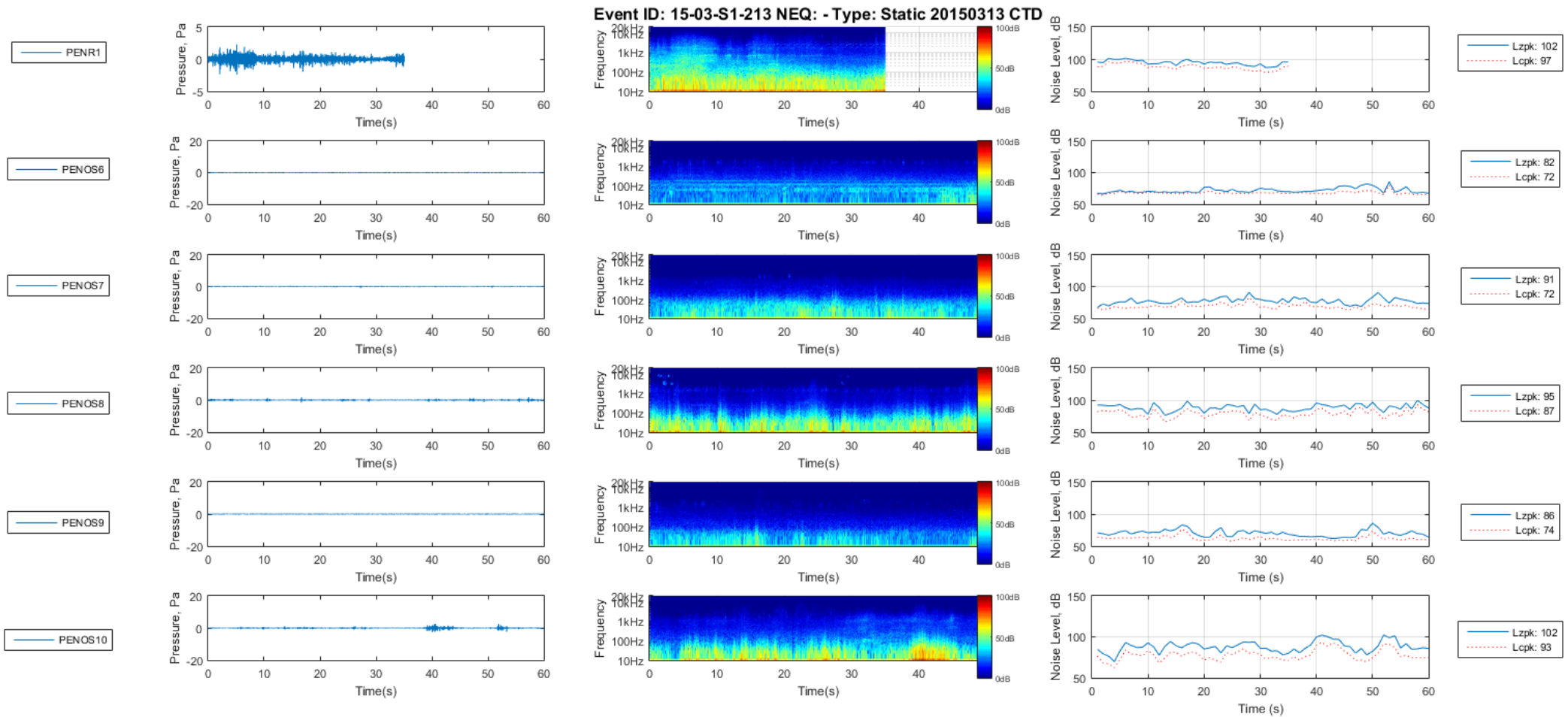


FIGURE 2.532: PEN_OS 6 - 10 15-03-S1-213

Event ID: 15-03-S1-213 NEQ: - Type: Static 20150313

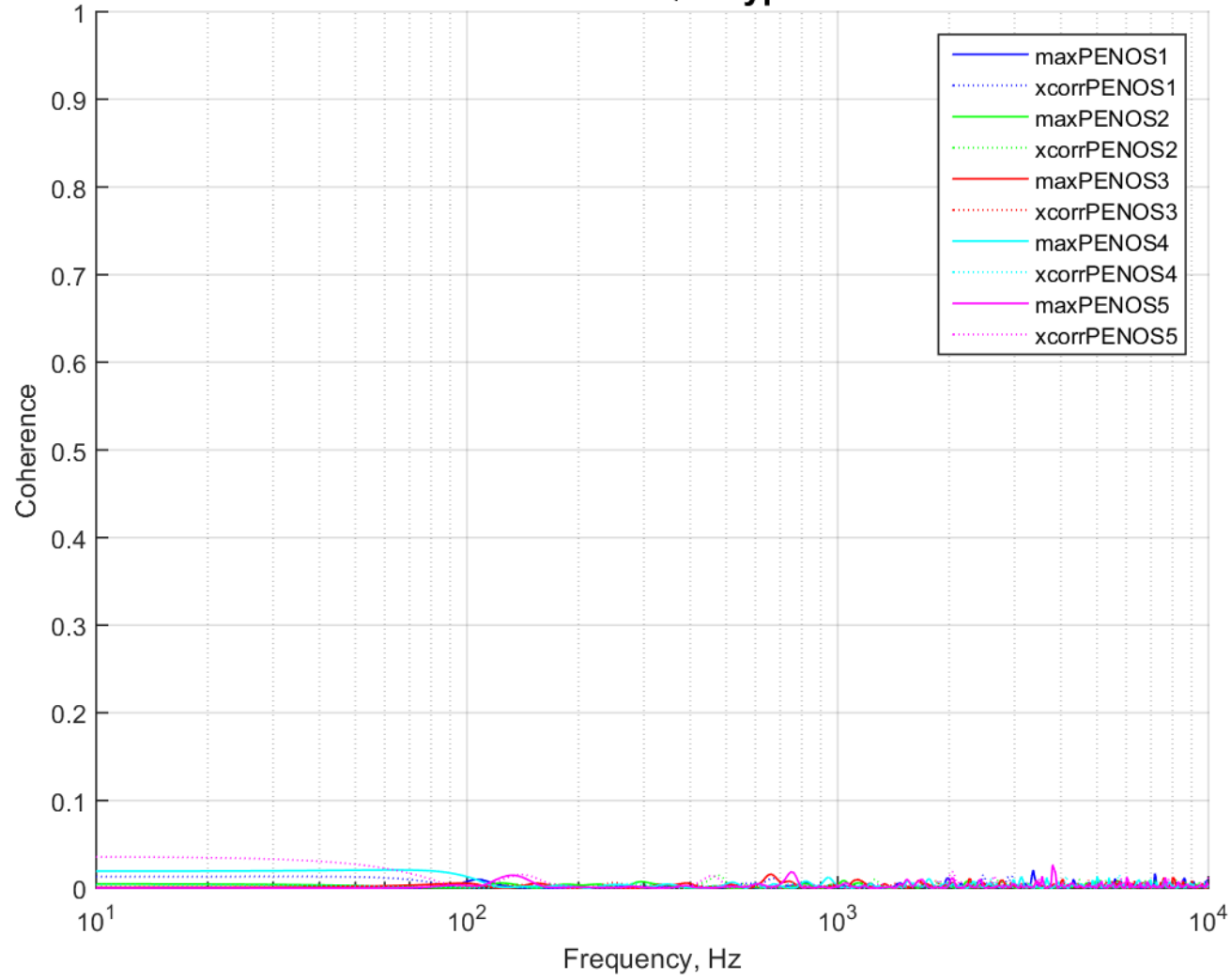


FIGURE 2.533: COHERENCE PEN_OS 1 - 5 15-03-S1-213

Event ID: 15-03-S1-213 NEQ: - Type: Static 20150313

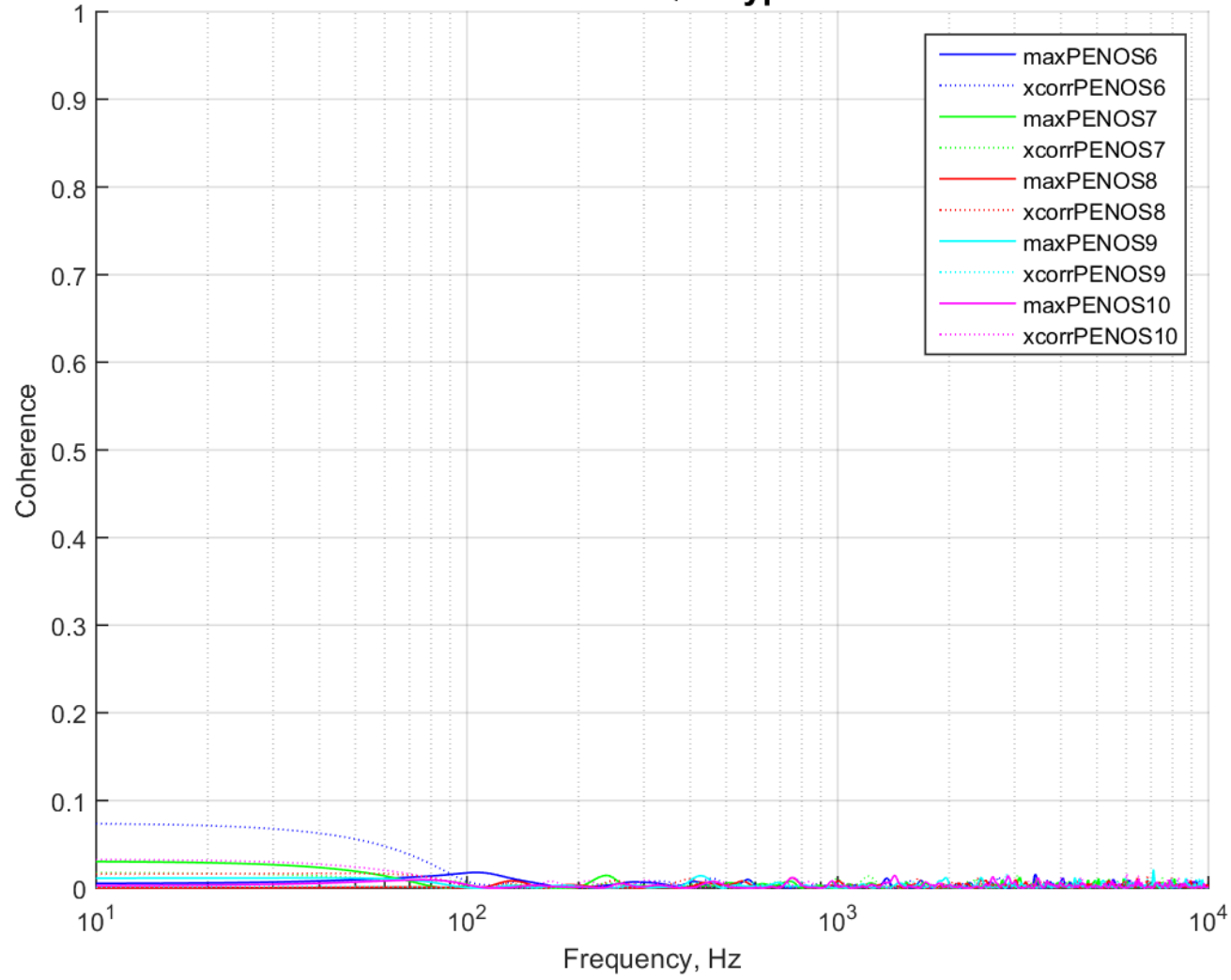


FIGURE 2.534: COHERENCE PEN_OS 6 - 10 15-03-S1-213CTD

Event ID: 15-03-S1-213 NEQ: - Type: Static 20150313

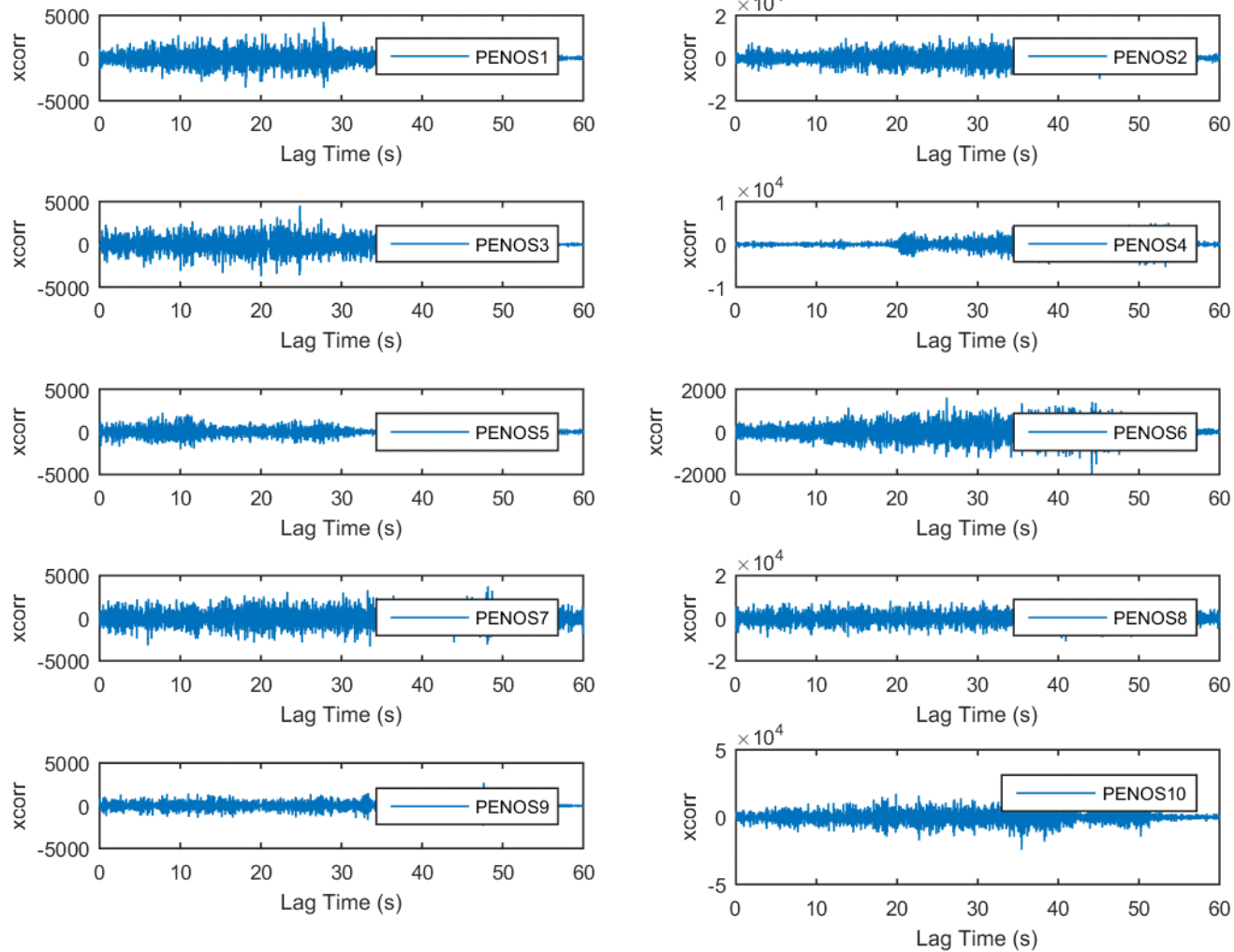


FIGURE 2.535: CROSS CORRELATION PEN_OS 1 - 10 15-03-S1-213

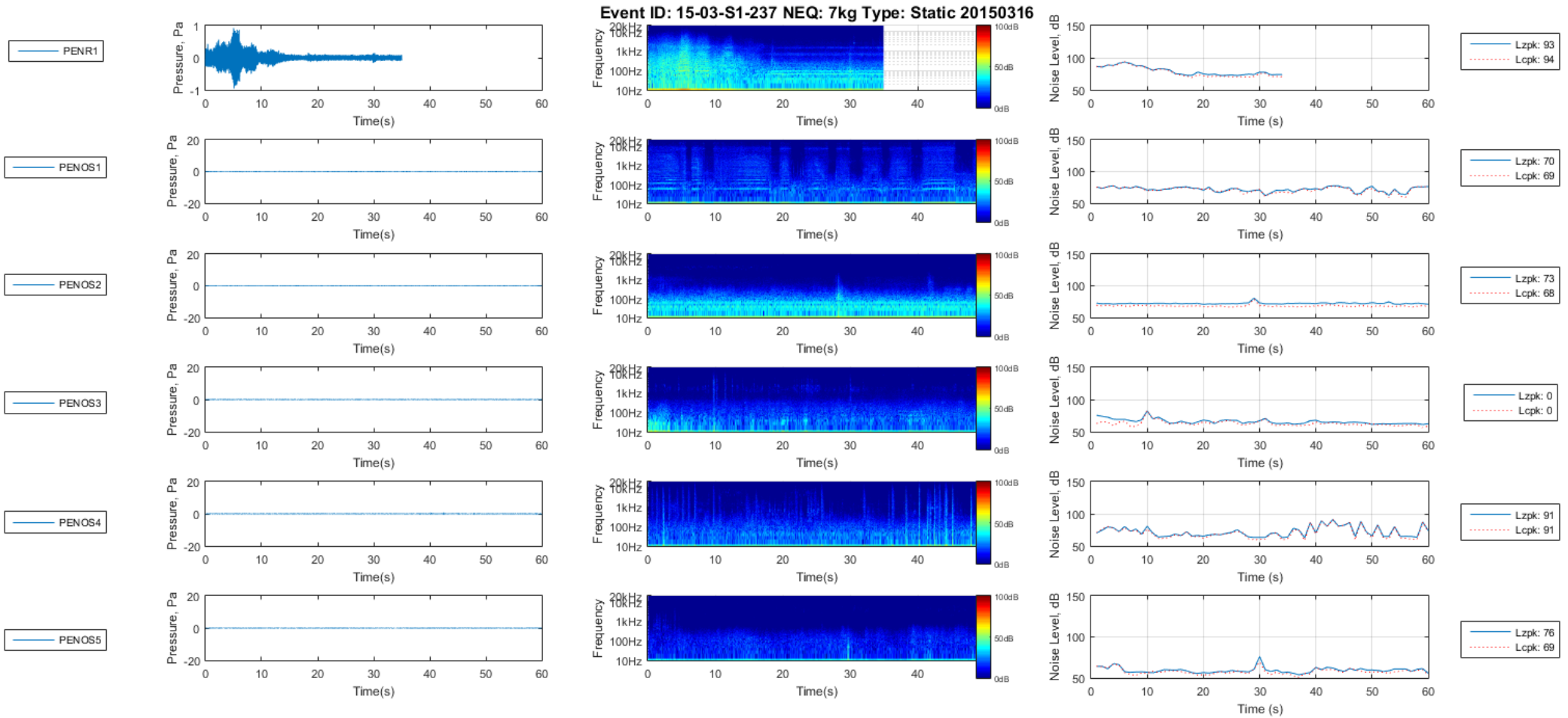


FIGURE 2.536: PEN_OS 1 - 5 15-03-S1-237

Event ID: 15-03-S1-237 NEQ: 7kg Type: Static 20150316 CTD.

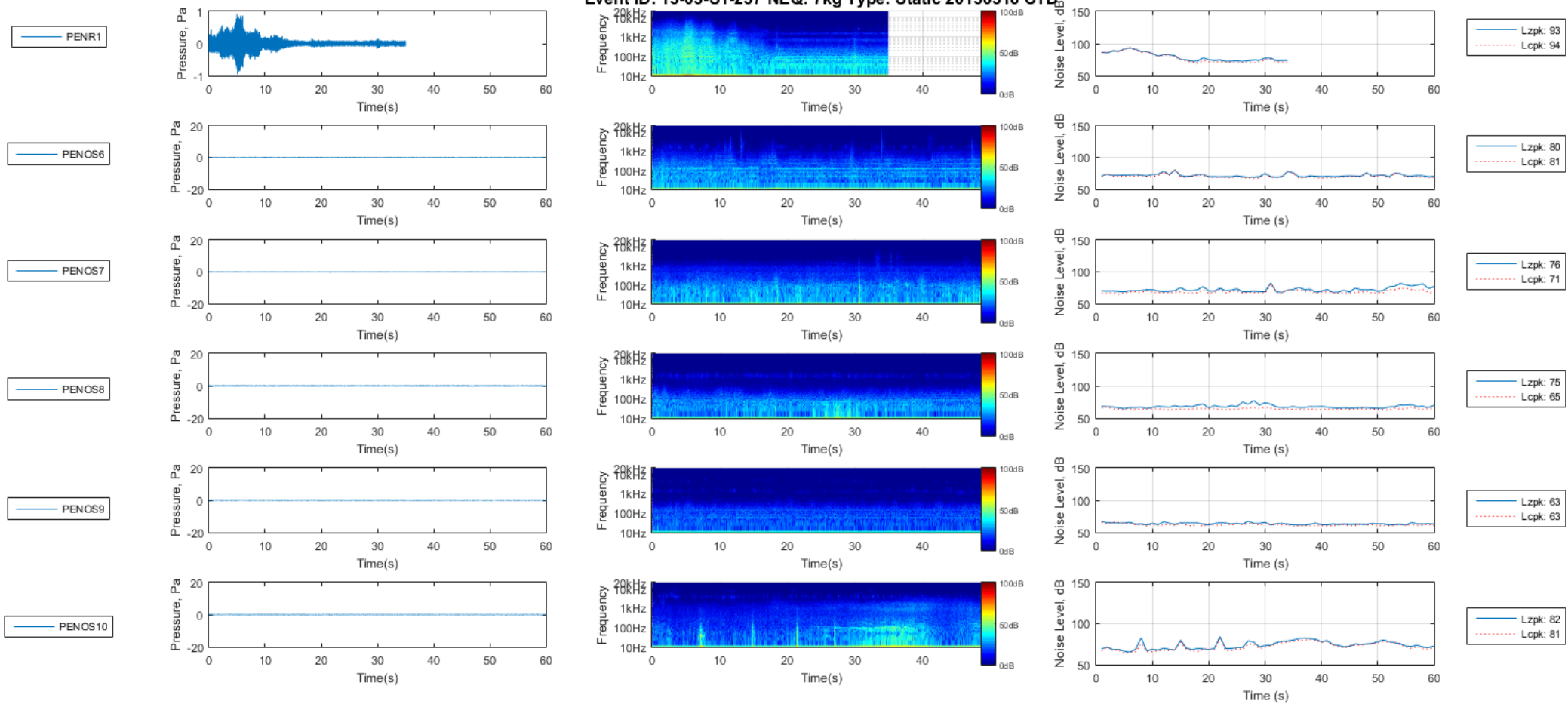


FIGURE 2.537: PEN_OS 6 - 10 15-03-S1-237

Event ID: 15-03-S1-237 NEQ: 7kg Type: Static 20150316

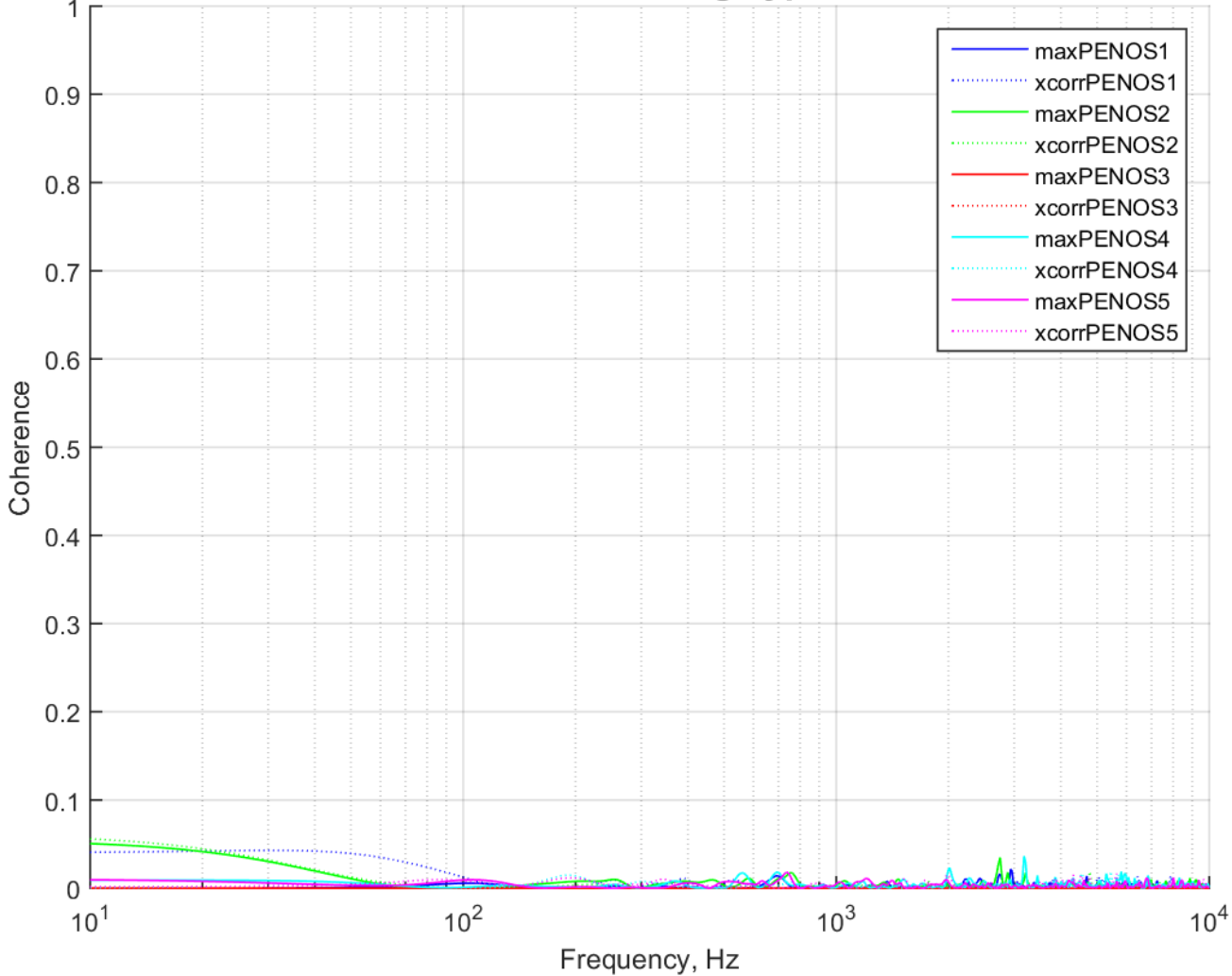


FIGURE 2.538: COHERENCE PEN_OS 1 - 5 15-03-S1-237

Event ID: 15-03-S1-237 NEQ: 7kg Type: Static 20150316

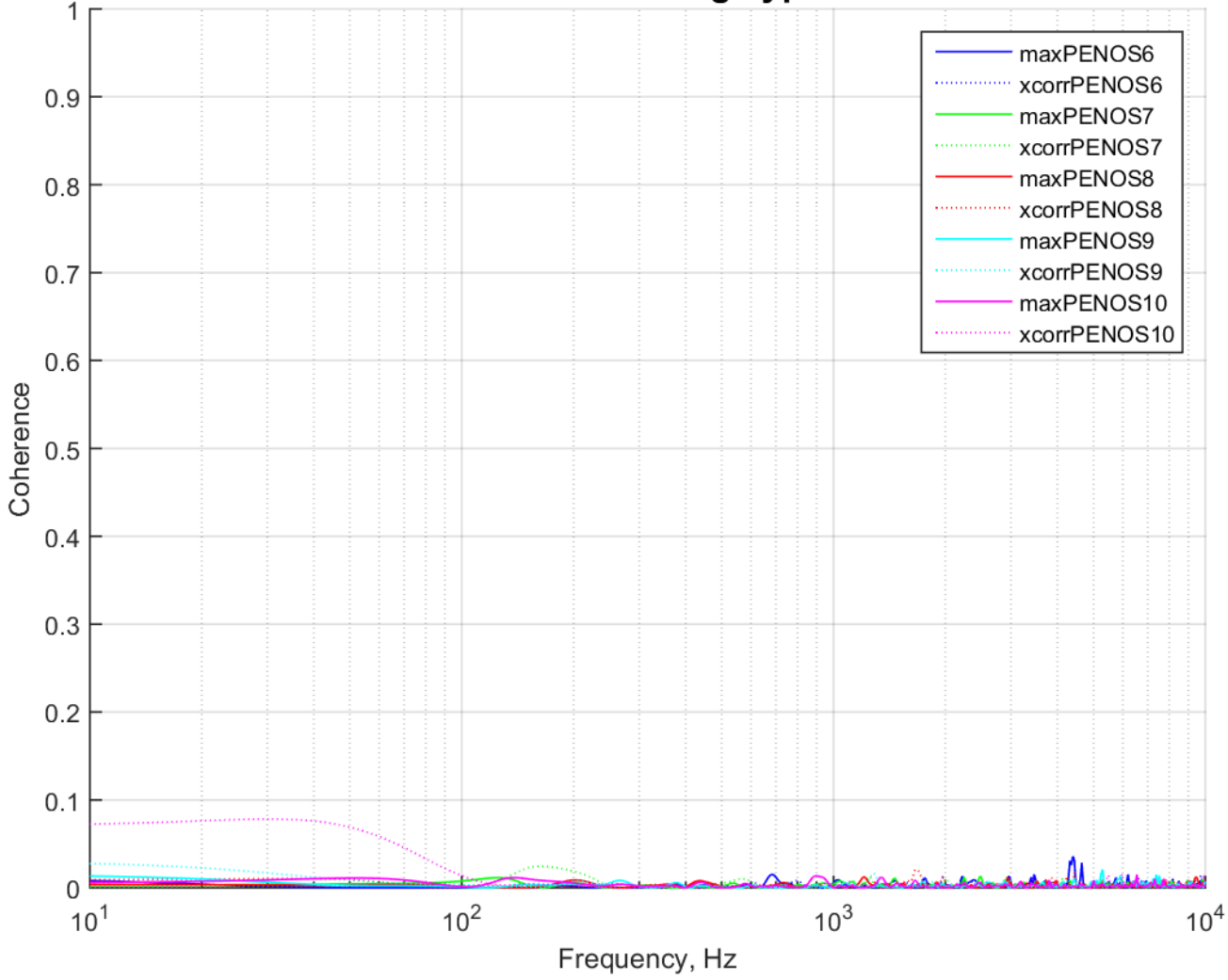


FIGURE 2.539: COHERENCE PEN_OS 6 - 10 15-03-S1-237CTD

Event ID: 15-03-S1-237 NEQ: 7kg Type: Static 20150316

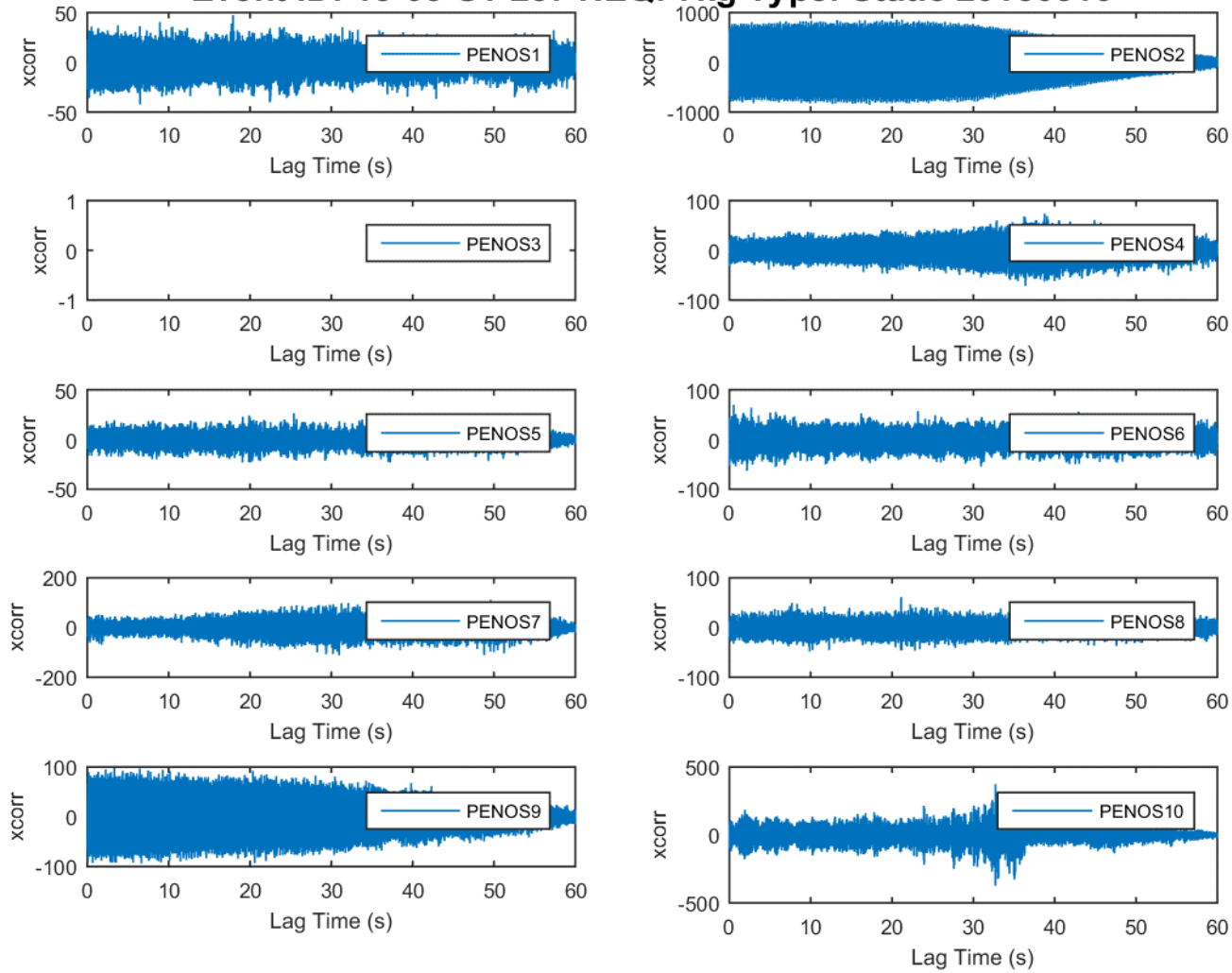


FIGURE 2.540: CROSS CORRELATION PEN_OS 1 - 10 15-03-S1-237

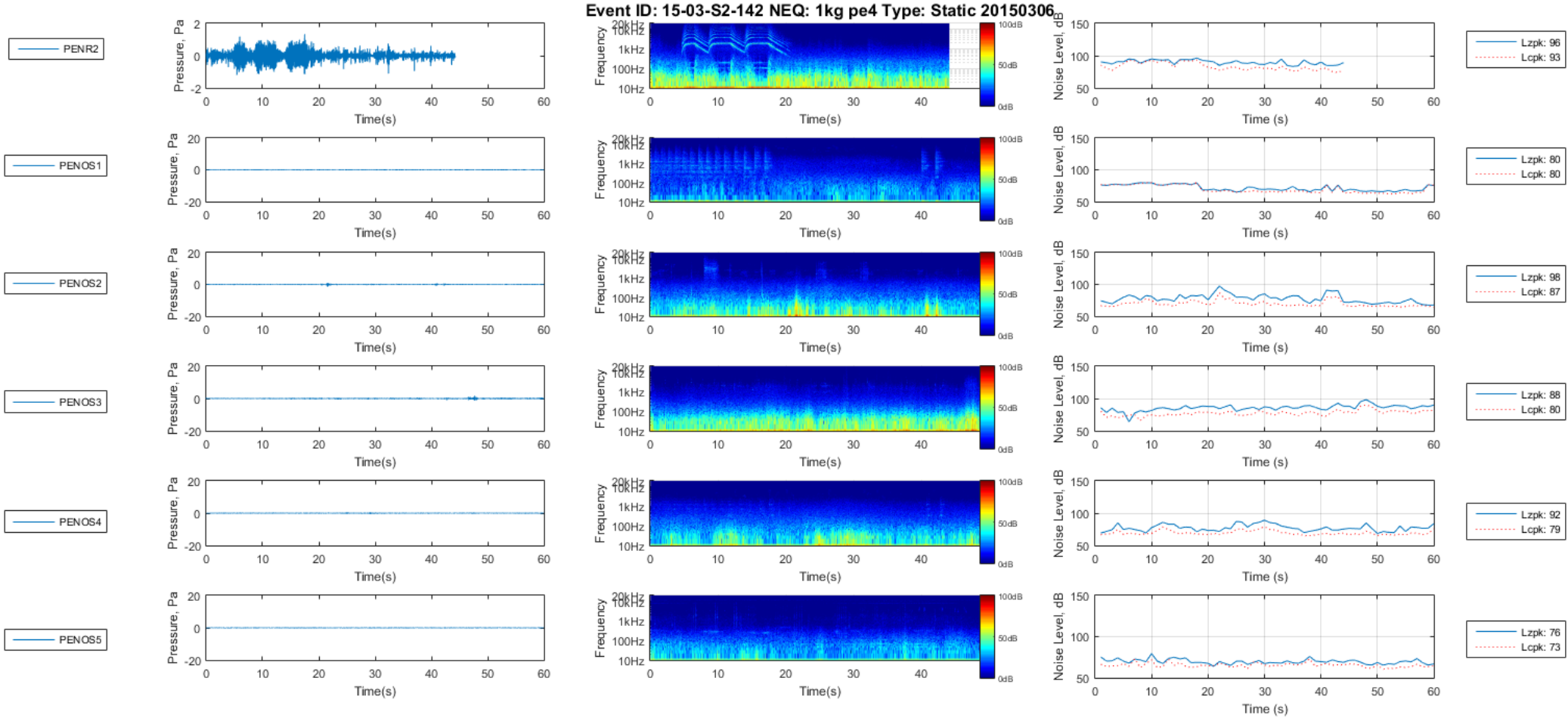


FIGURE 2.541: PEN_OS 1 - 5 15-03-S2-142

Event ID: 15-03-S2-142 NEQ: 1kg pe4 Type: Static 20150306 CTD

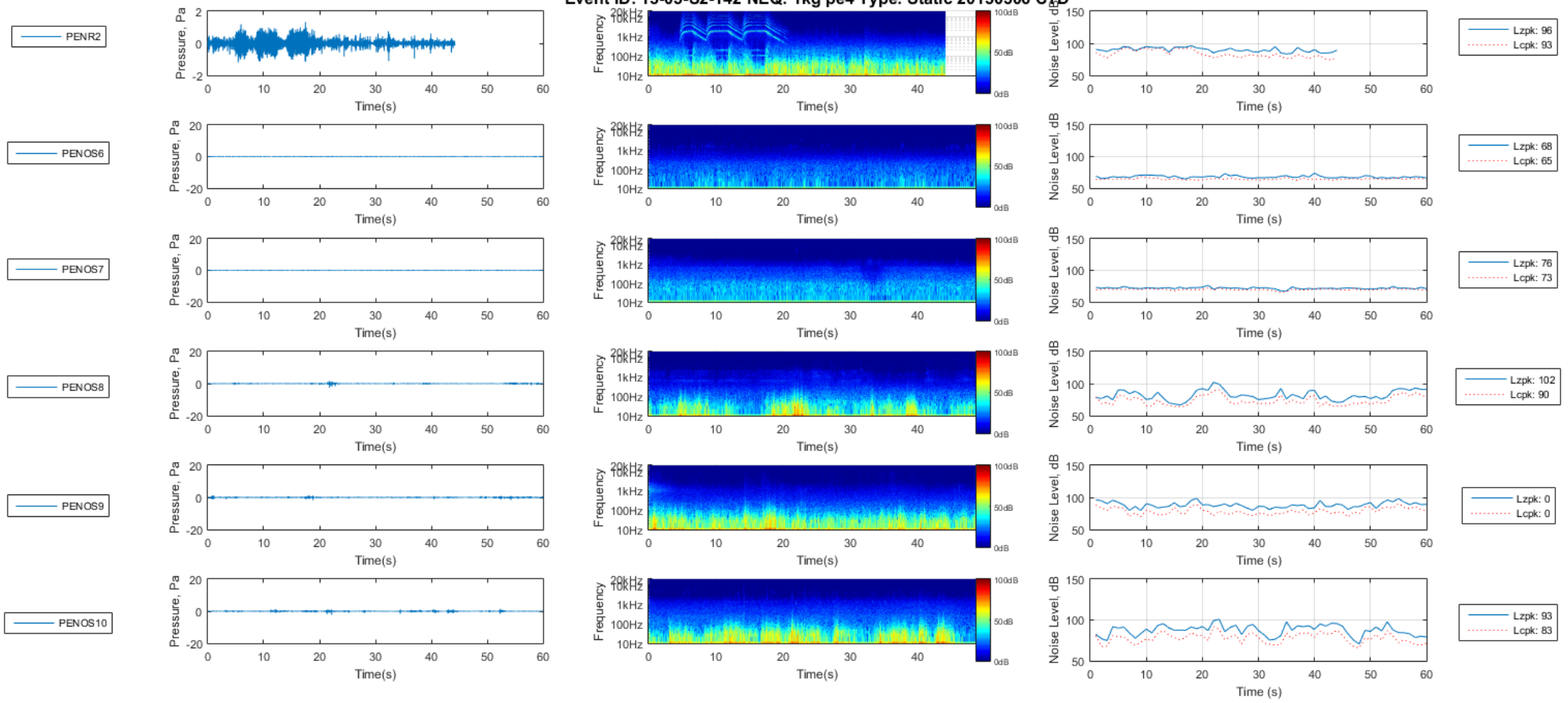


FIGURE 2.542: PEN_OS 6 - 10 15-03-S2-142

Event ID: 15-03-S2-142 NEQ: 1kg pe4 Type: Static 20150306

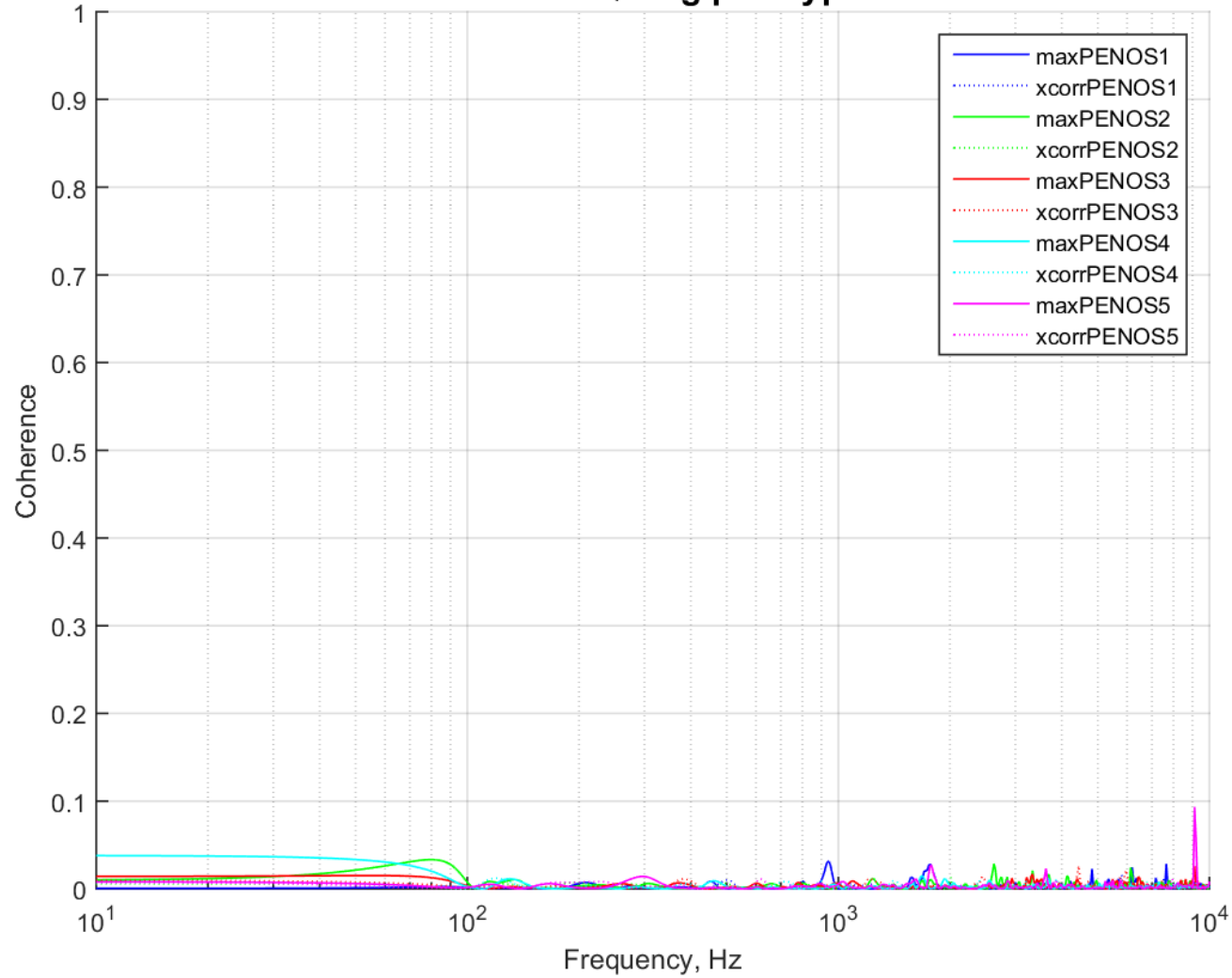


FIGURE 2.543: COHERENCE PEN_OS 1 - 5 15-03-S2-142

Event ID: 15-03-S2-142 NEQ: 1kg pe4 Type: Static 20150306

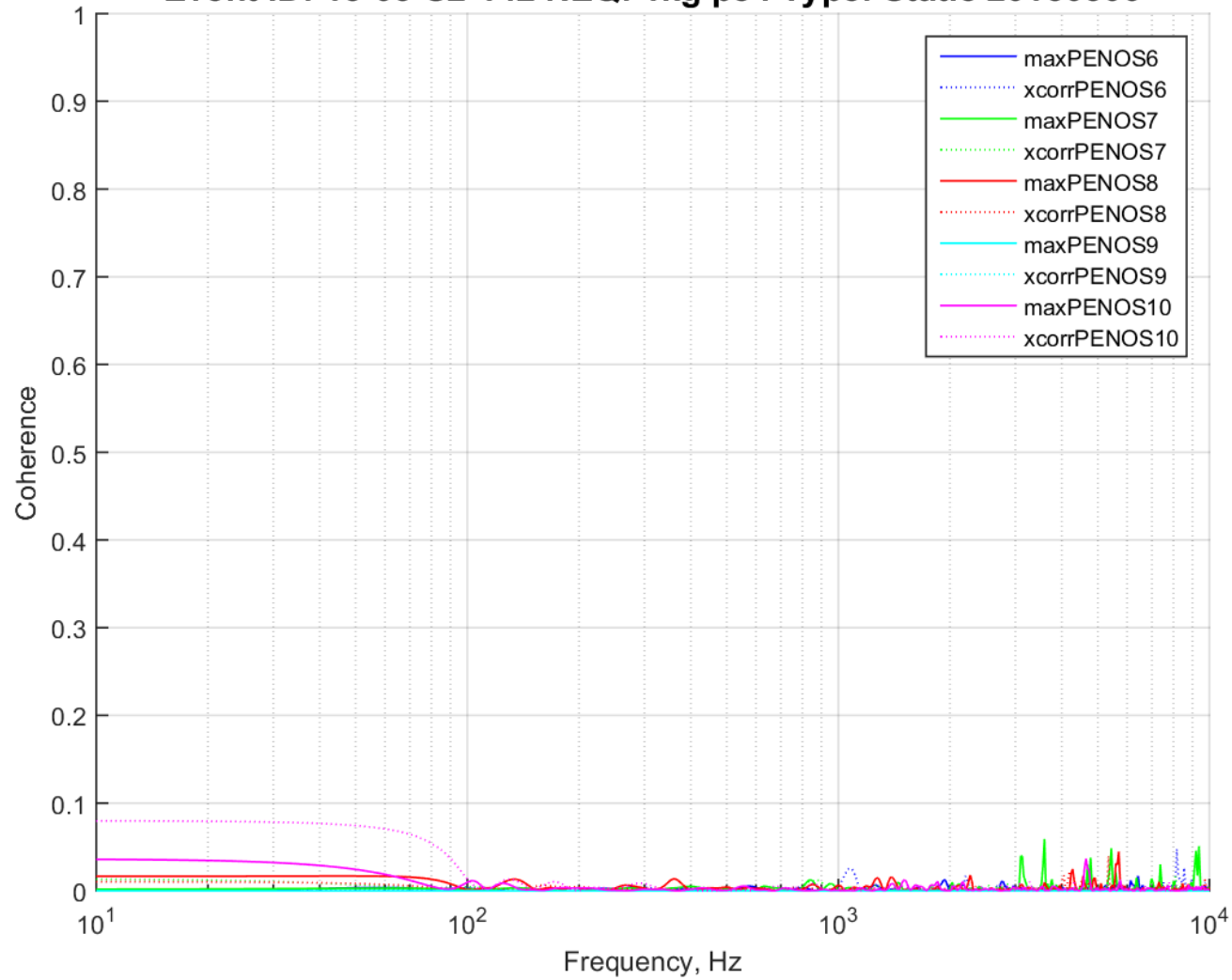


FIGURE 2.544: COHERENCE PEN_OS 6 - 10 15-03-S2-142CTD

Event ID: 15-03-S2-142 NEQ: 1kg pe4 Type: Static 20150306

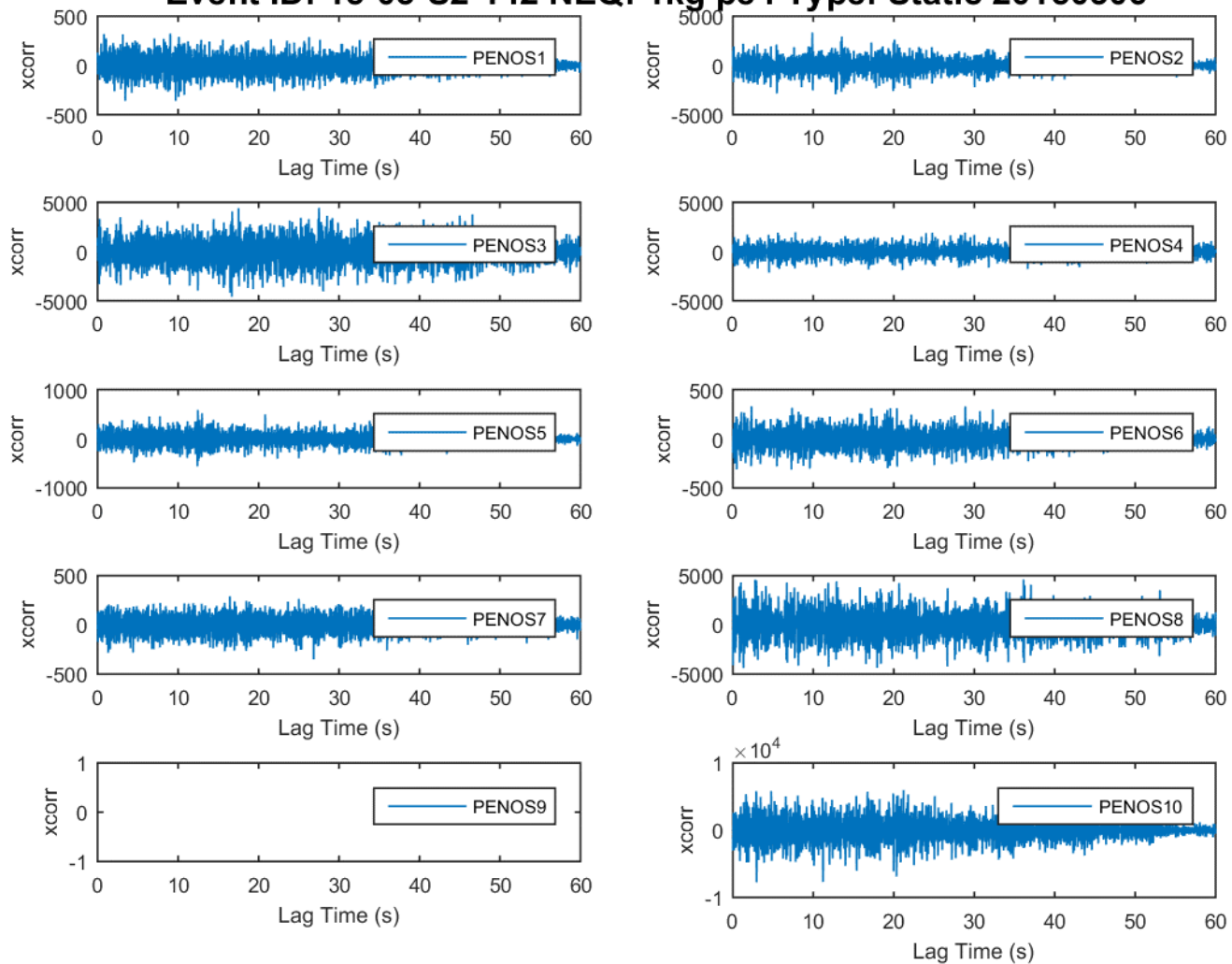


FIGURE 2.545: CROSS CORRELATION PEN_OS 1 - 10 15-03-S2-142

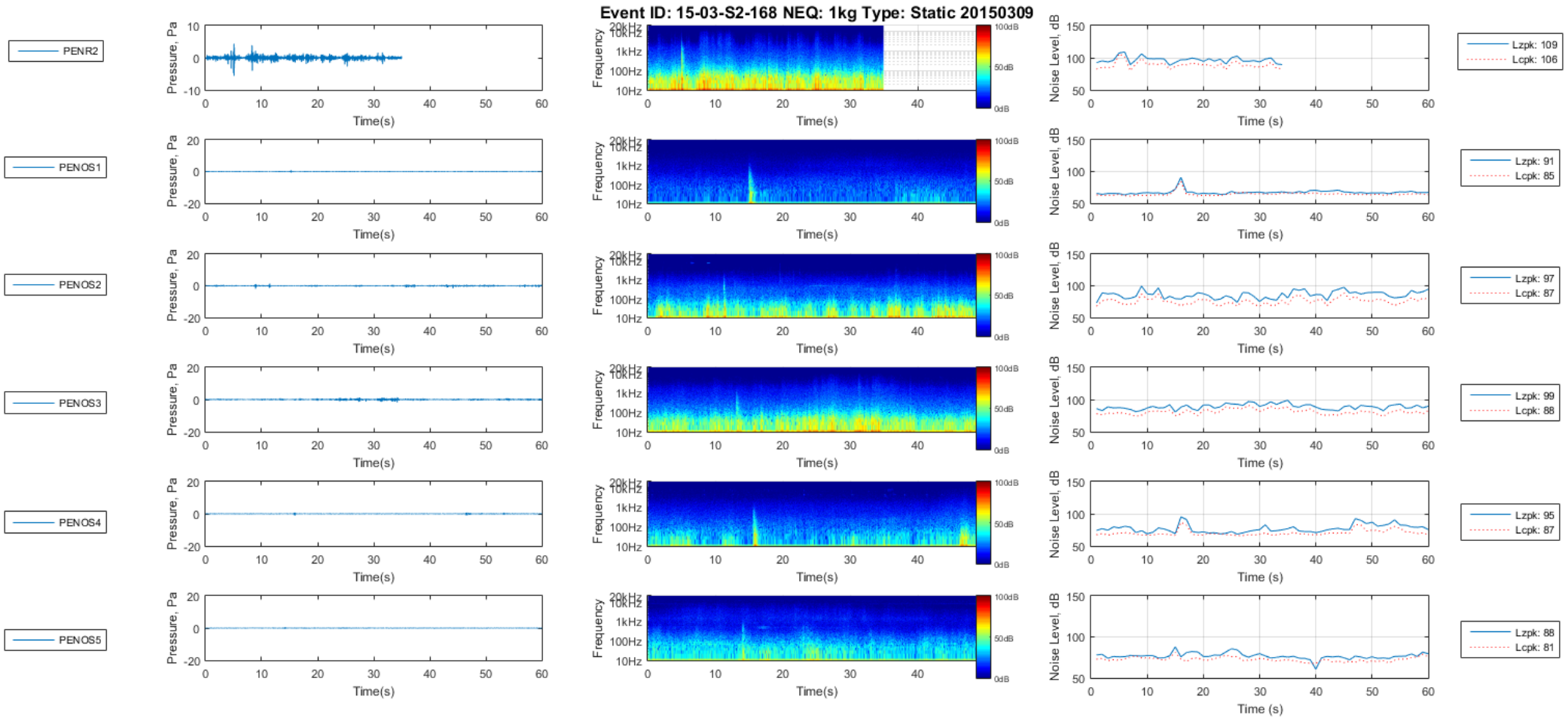


FIGURE 2.546: PEN_OS 1 - 5 15-03-S2-168

Event ID: 15-03-S2-168 NEQ: 1kg Type: Static 20150309 CTD.

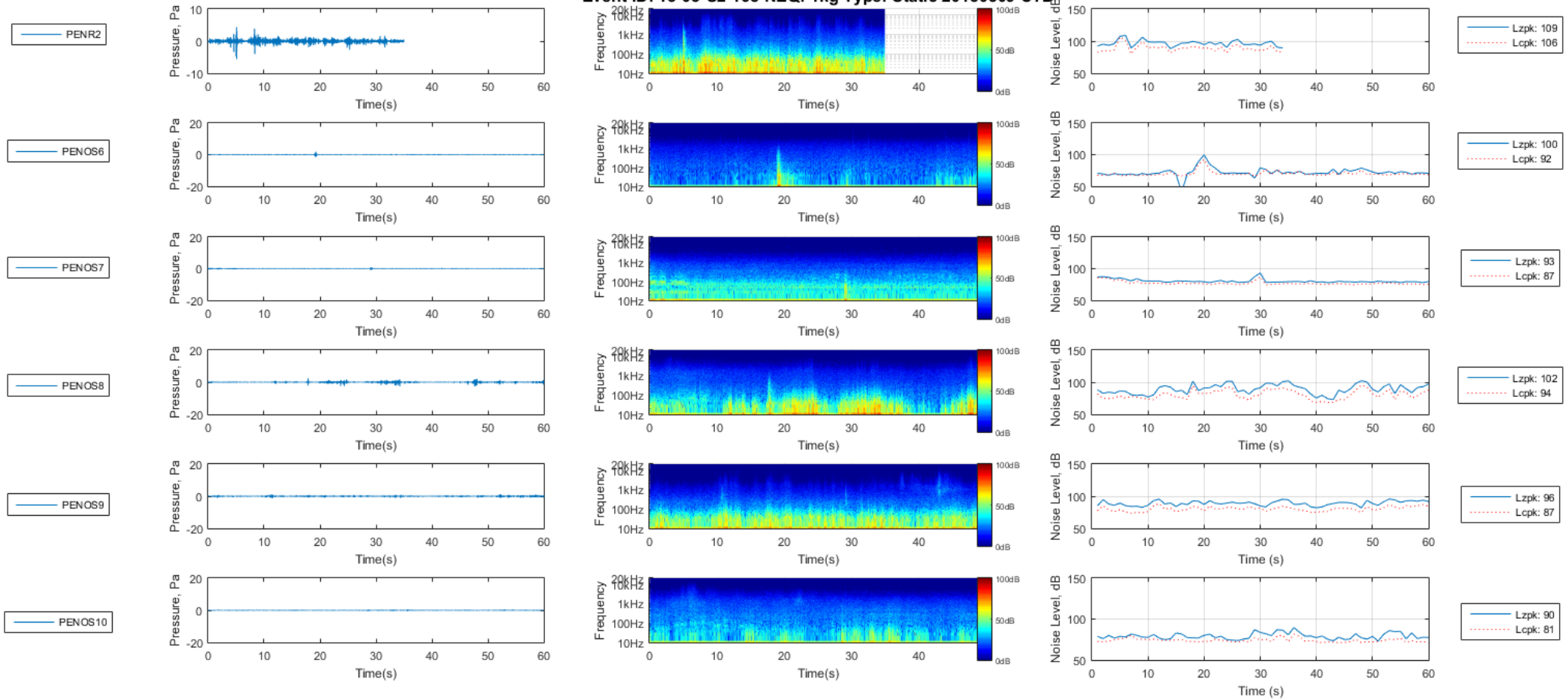


FIGURE 2.547: PEN_OS 6 - 10 15-03-S2-168

Event ID: 15-03-S2-168 NEQ: 1kg Type: Static 20150309

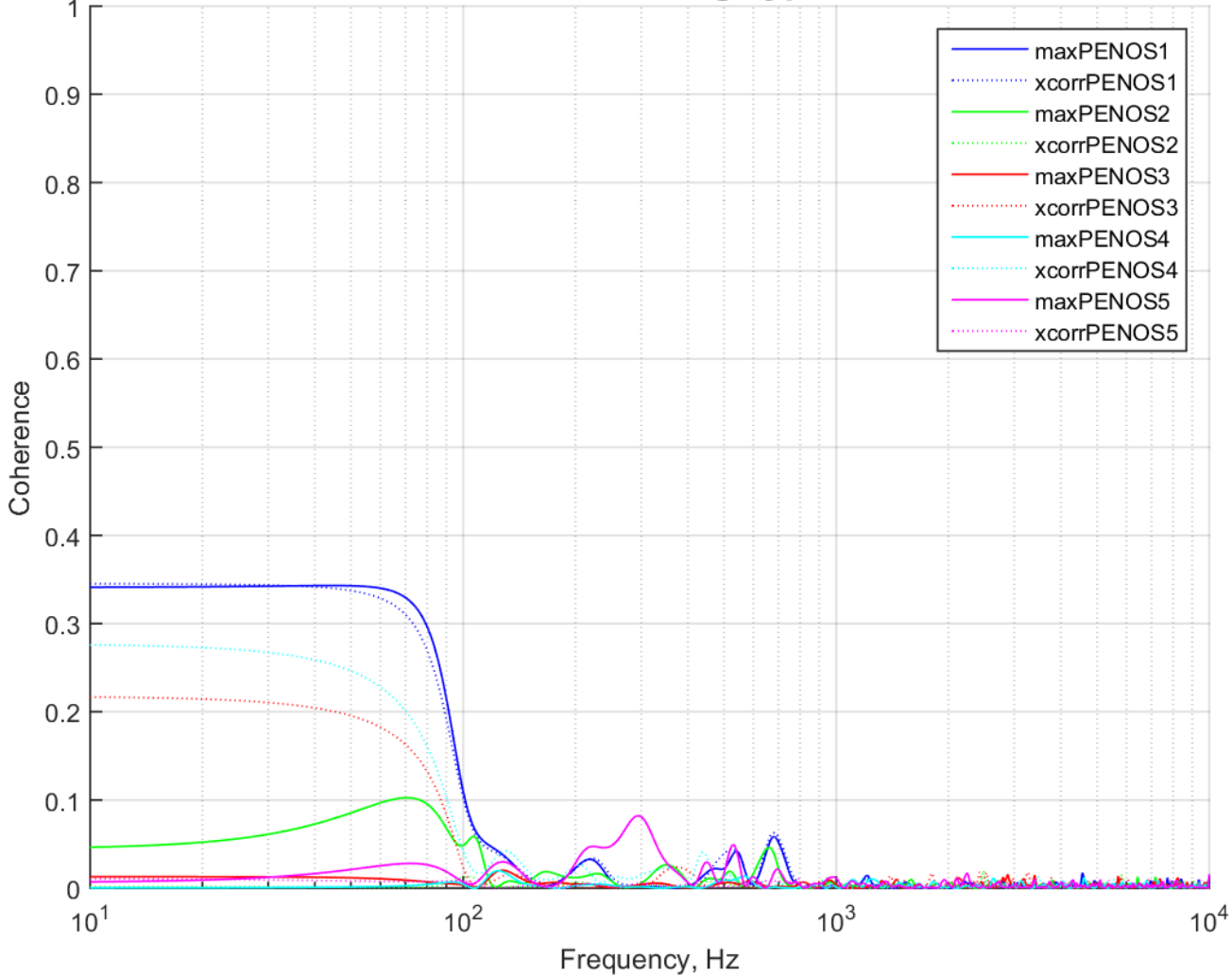


FIGURE 2.548: COHERENCE PEN_OS 1 - 5 15-03-S2-168

Event ID: 15-03-S2-168 NEQ: 1kg Type: Static 20150309

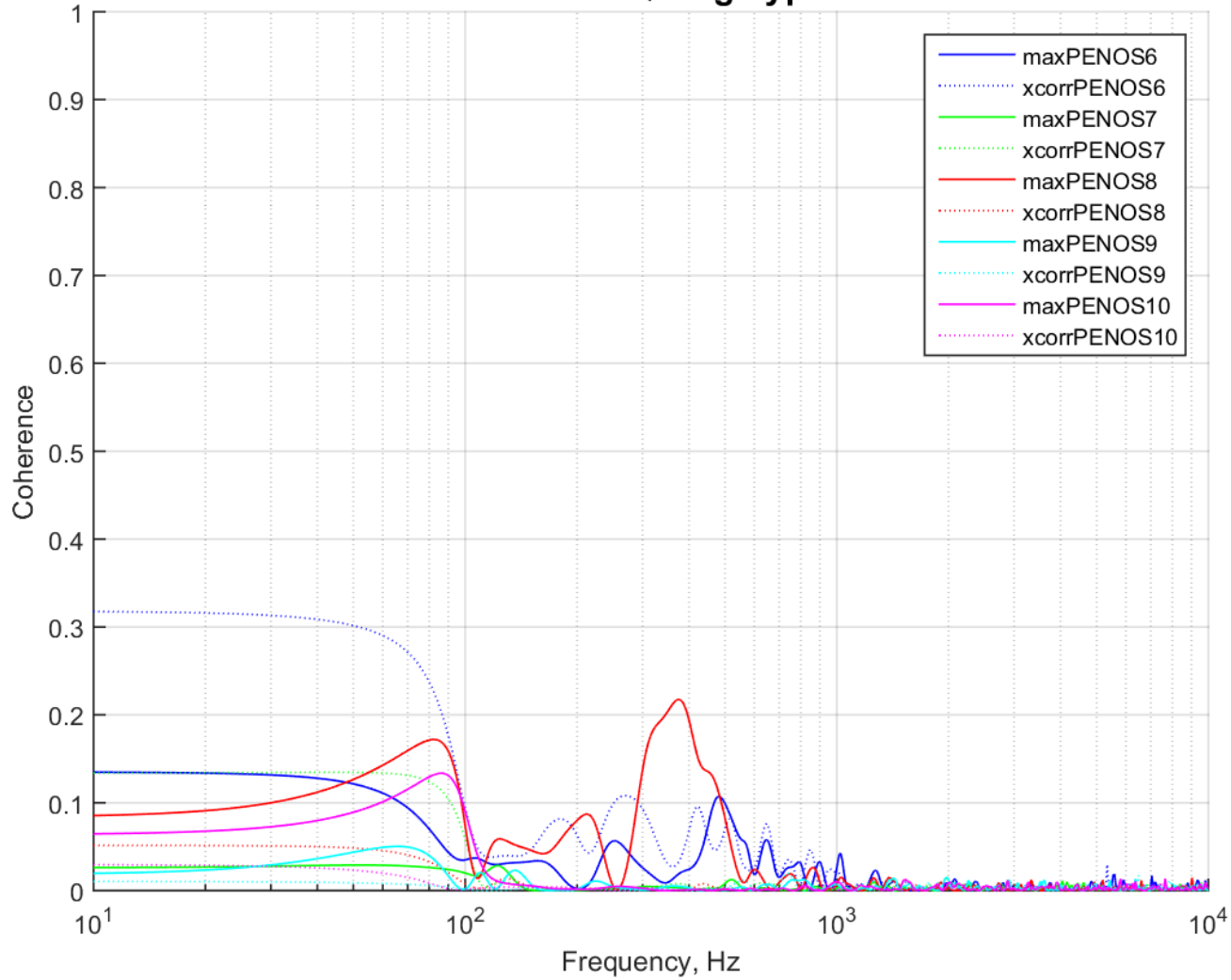


FIGURE 2.549: COHERENCE PEN_OS 6 - 10 15-03-S2-168CTD

Event ID: 15-03-S2-168 NEQ: 1kg Type: Static 20150309

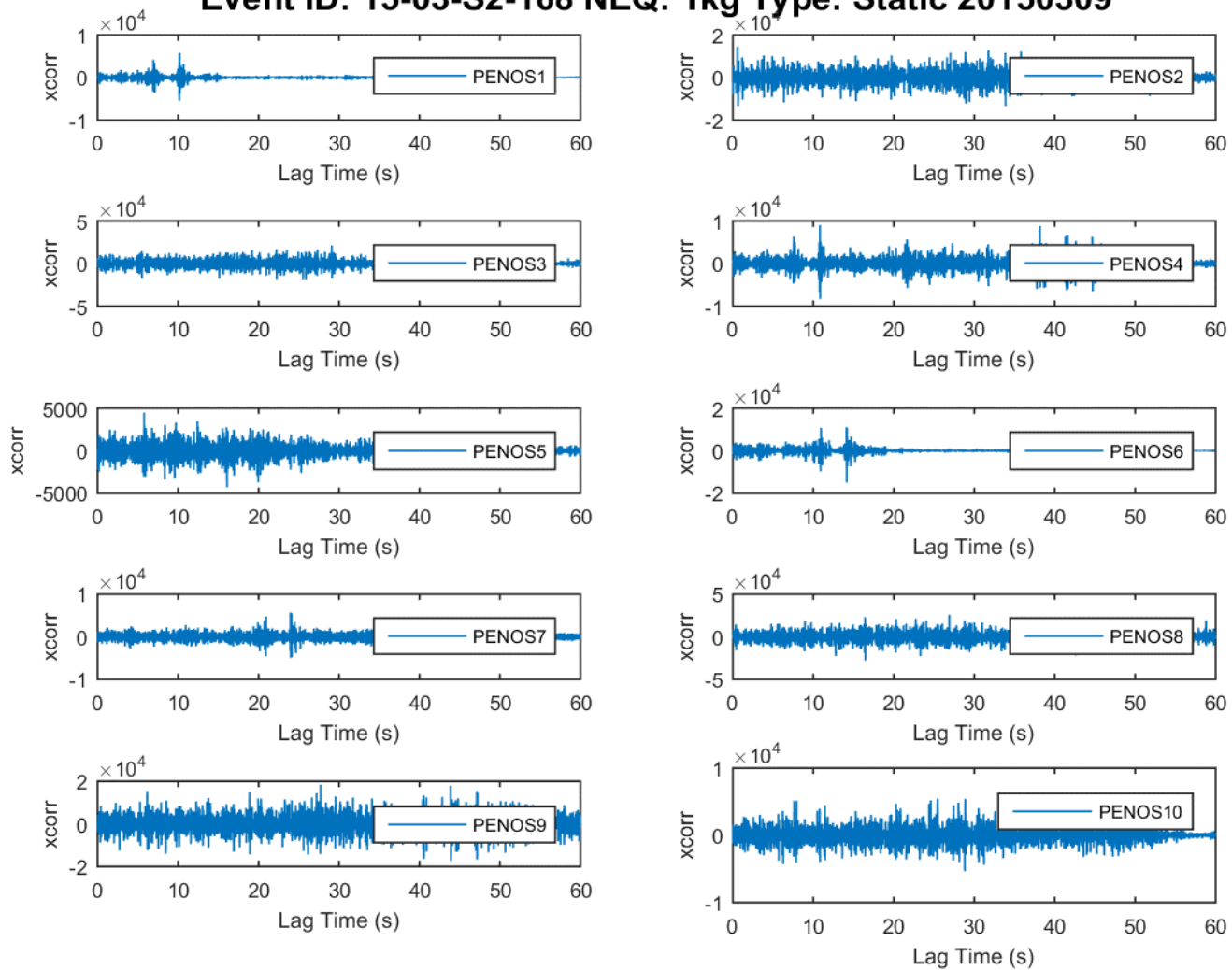


FIGURE 2.550: CROSS CORRELATION PEN_OS 1 - 10 15-03-S2-168

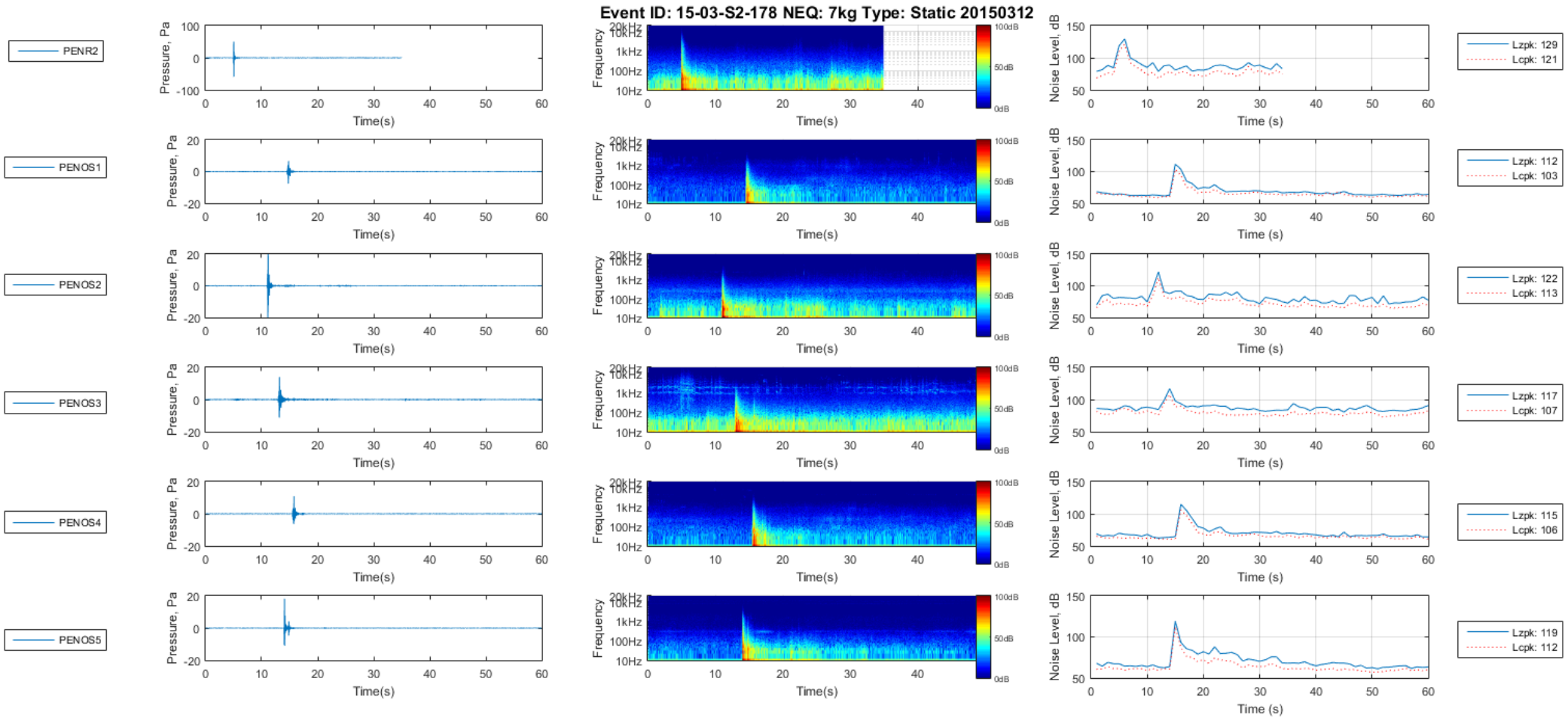


FIGURE 2.551: PEN_OS 1 - 5 15-03-S2-178

Event ID: 15-03-S2-178 NEQ: 7kg Type: Static 20150312 CTD.

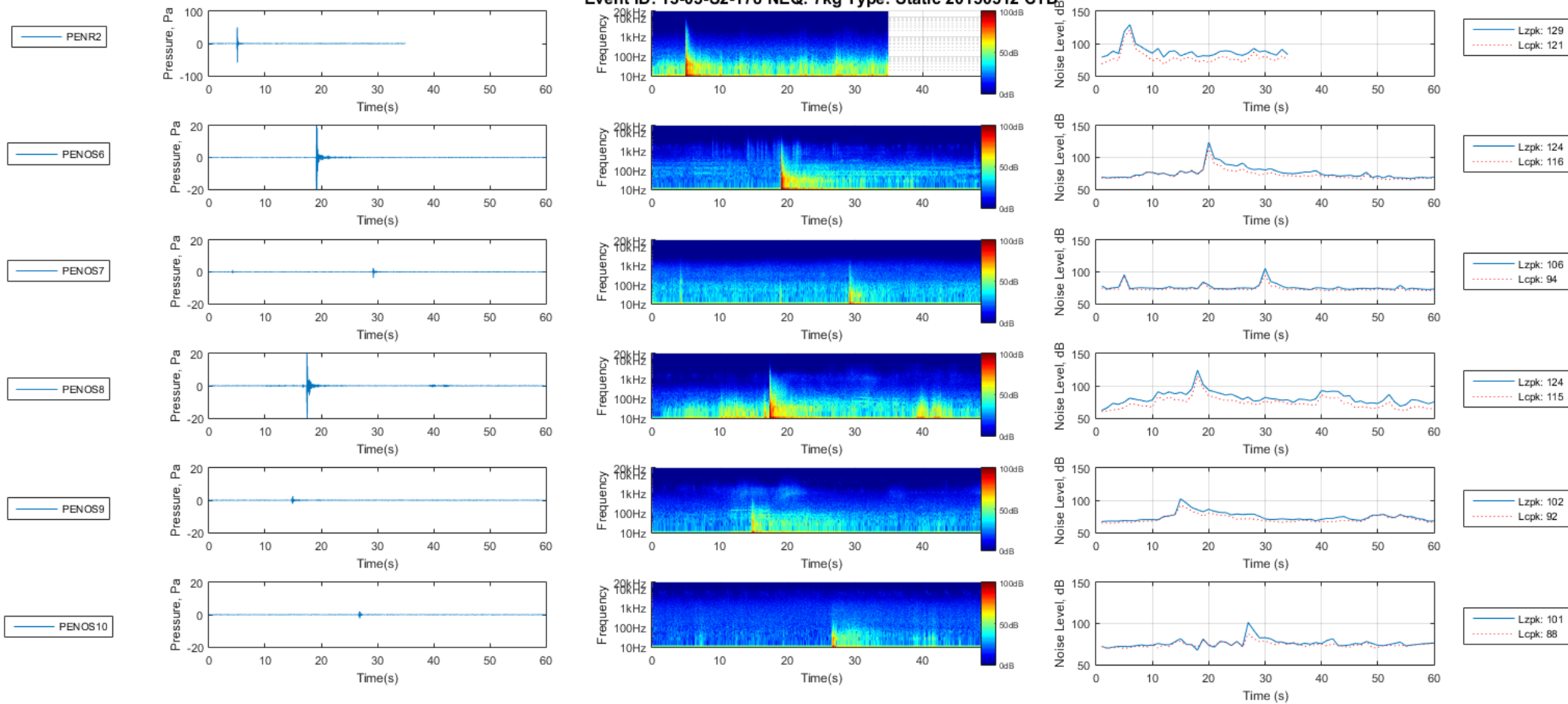


FIGURE 2.552: PEN_OS 6 - 10 15-03-S2-178

Event ID: 15-03-S2-178 NEQ: 7kg Type: Static 20150312

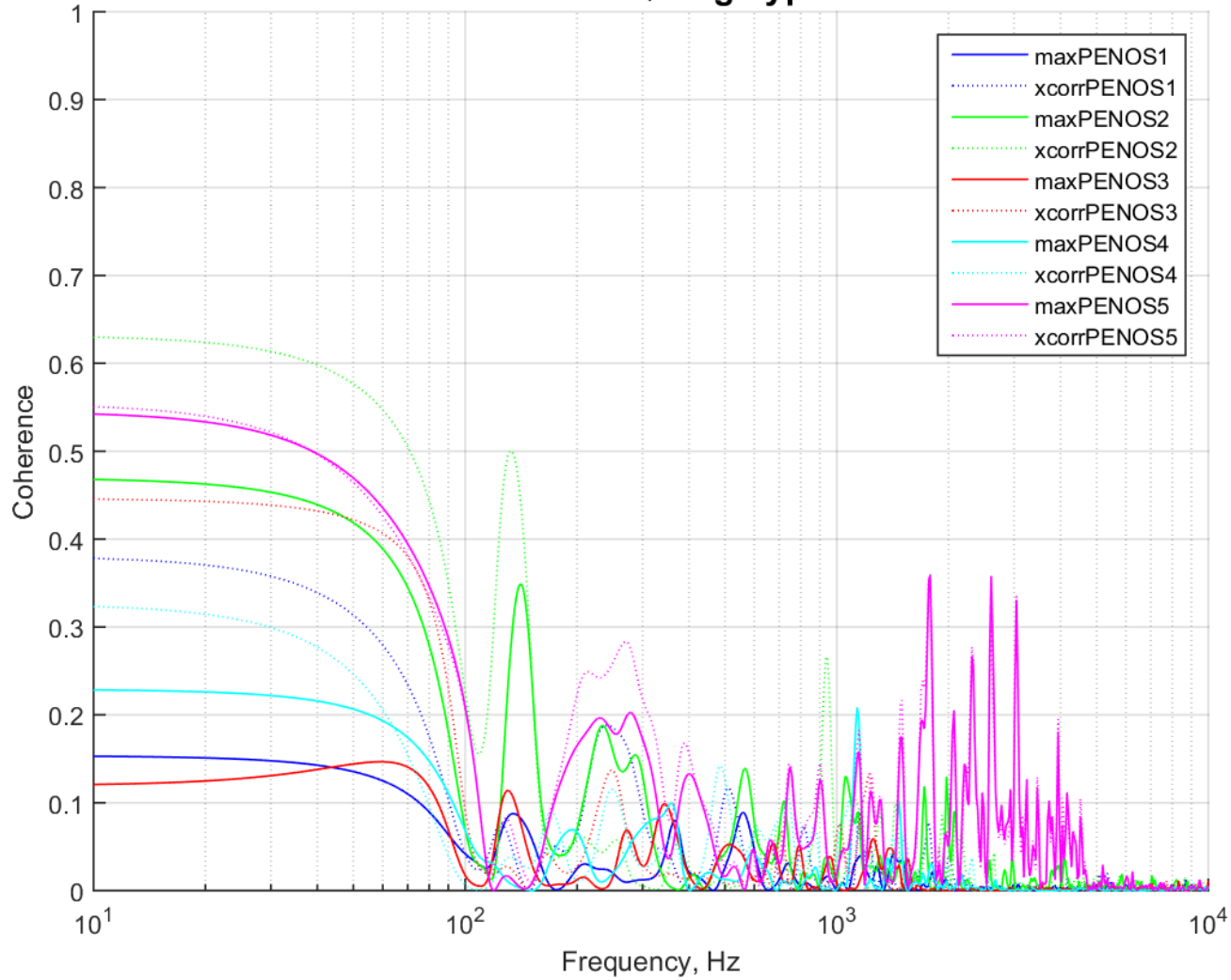


FIGURE 2.553: COHERENCE PEN_OS 1 - 5 15-03-S2-178

Event ID: 15-03-S2-178 NEQ: 7kg Type: Static 20150312

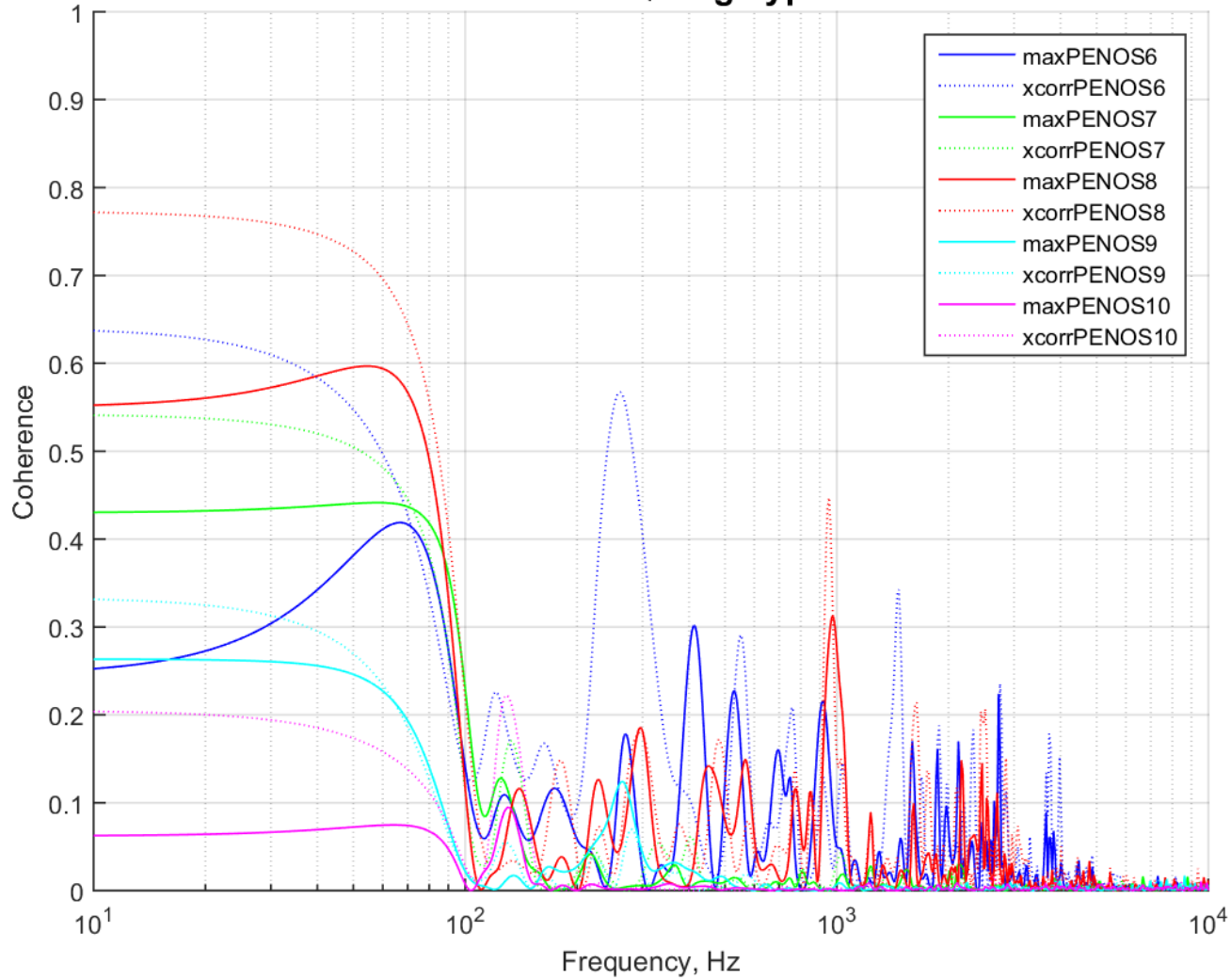


FIGURE 2.554: COHERENCE PEN_OS 6 - 10 15-03-S2-178CTD

Event ID: 15-03-S2-178 NEQ: 7kg Type: Static 20150312

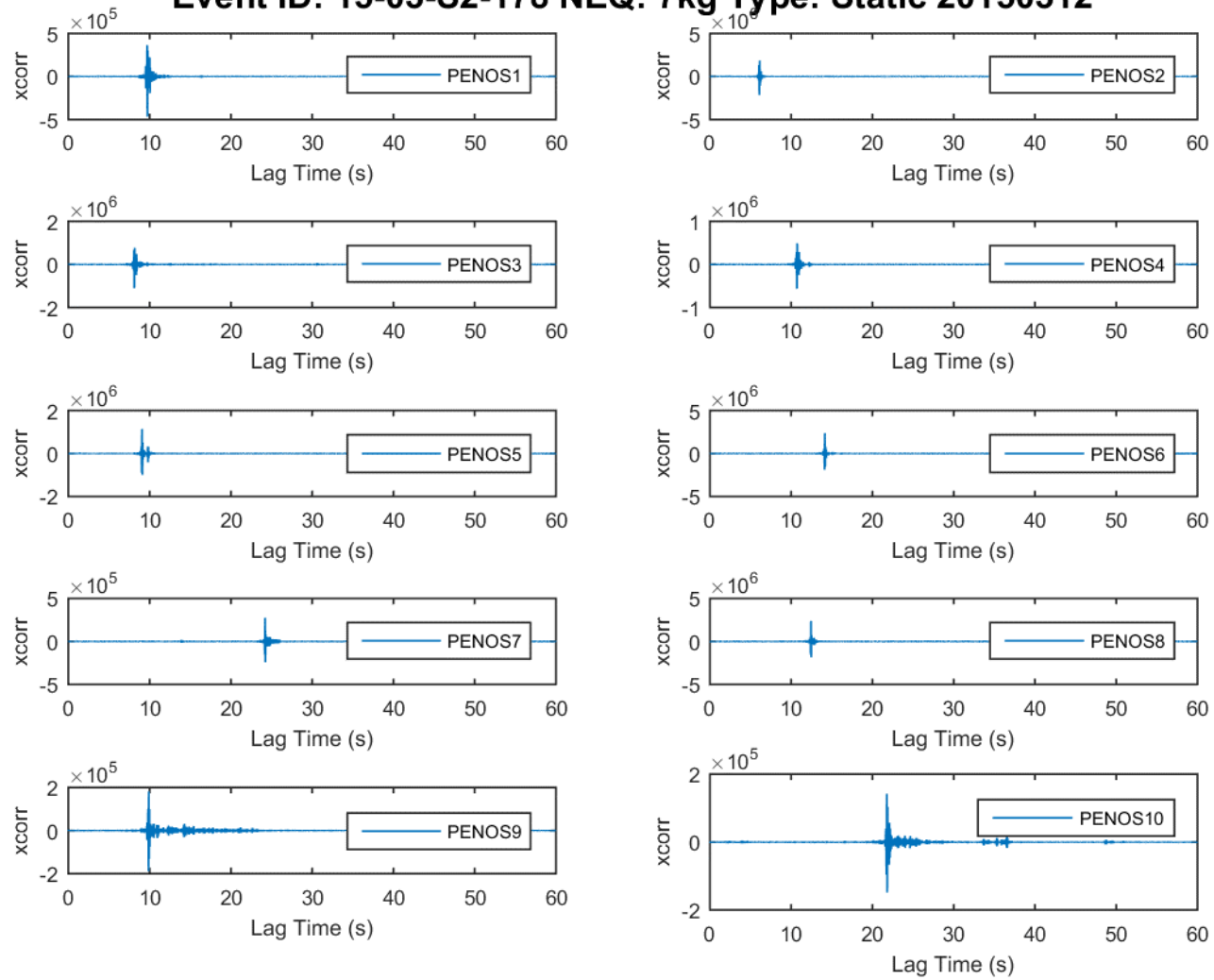
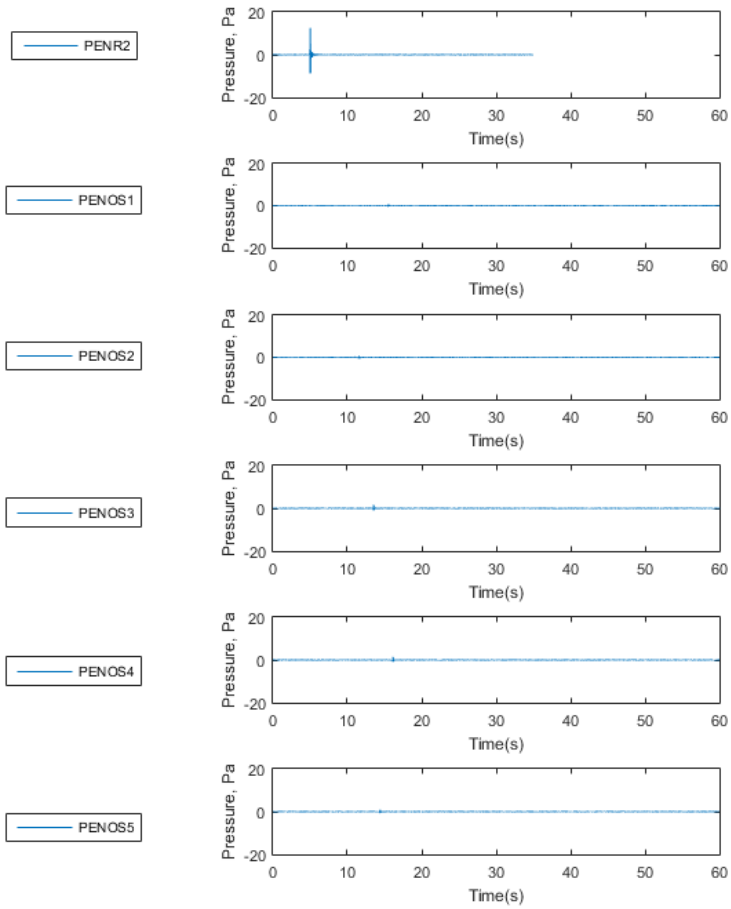


FIGURE 2.555: CROSS CORRELATION PEN_OS 1 - 10 15-03-S2-178



Event ID: 15-03-S2-198 NEQ: 2.2kg Type: Static 20150323

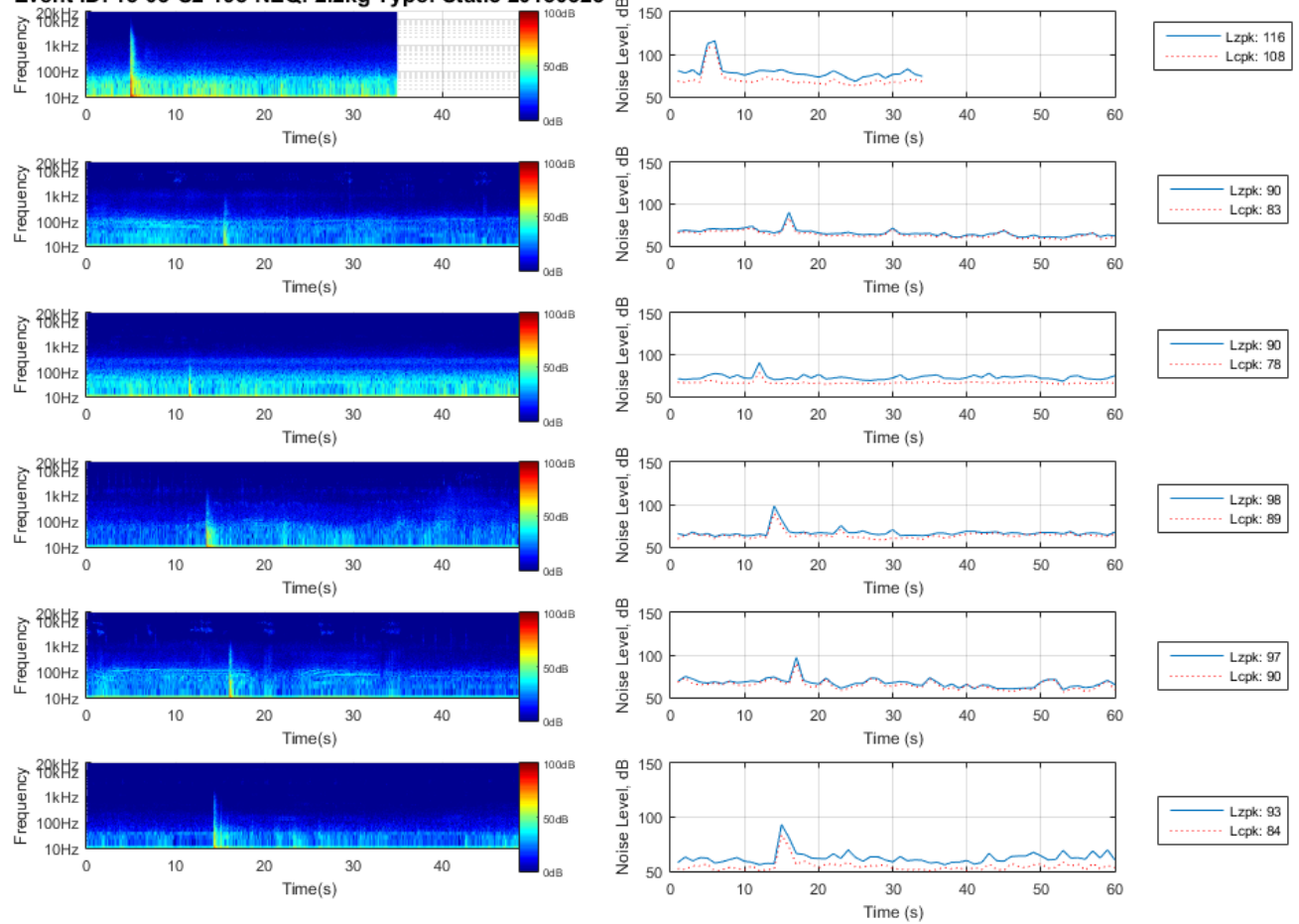


FIGURE 2.556: PEN_OS 1 - 5 15-03-S2-198

Event ID: 15-03-S2-198 NEQ: 2.2kg Type: Static 20150323 CTD

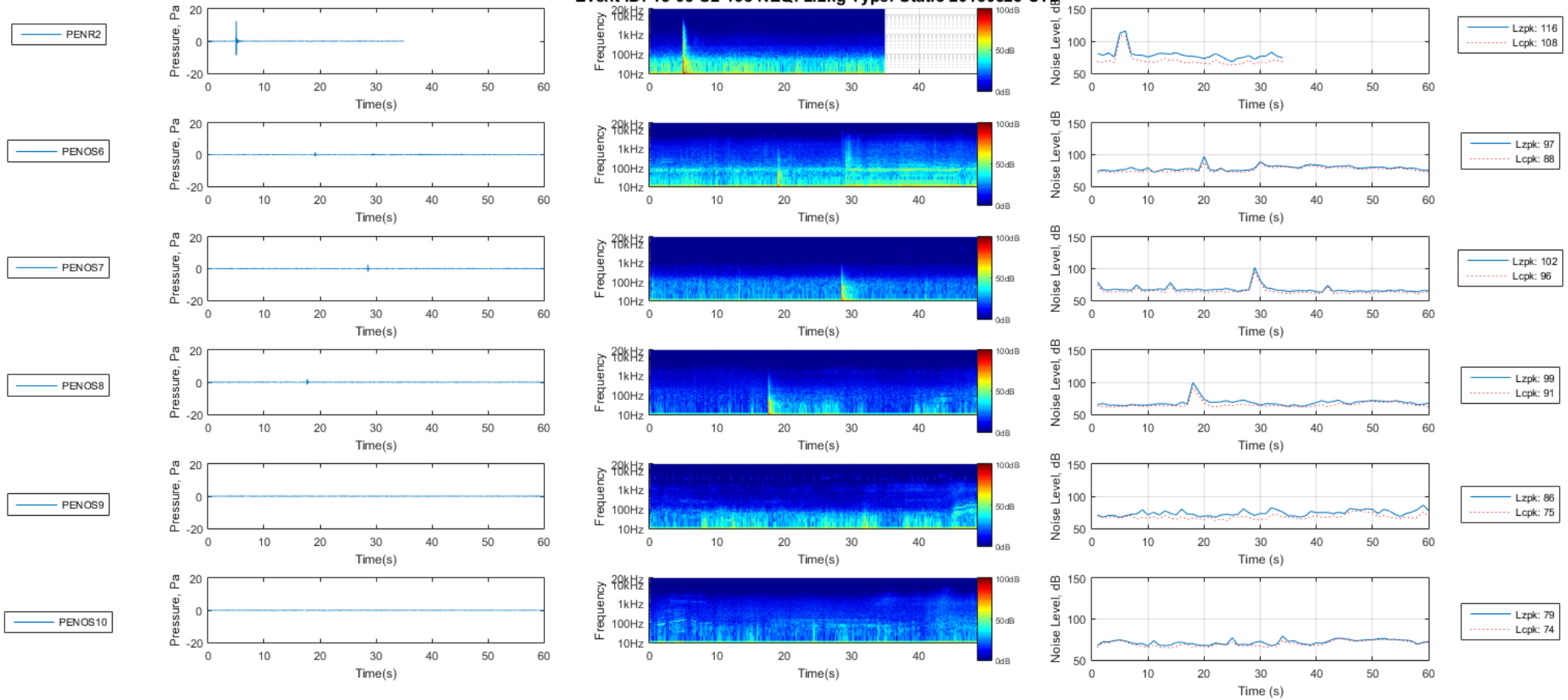


FIGURE 2.557: PEN_OS 6 - 10 15-03-S2-198

Event ID: 15-03-S2-198 NEQ: 2.2kg Type: Static 20150323

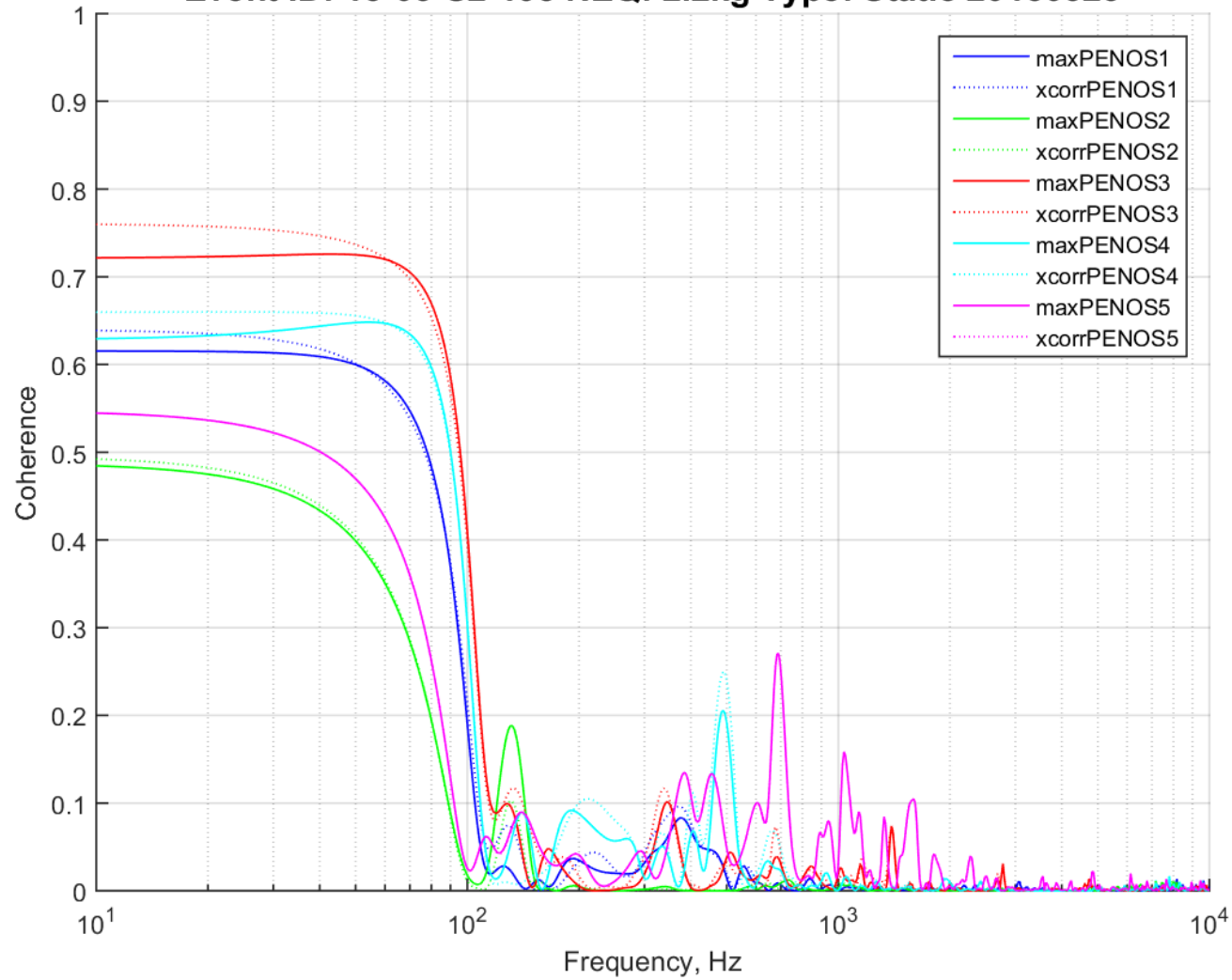


FIGURE 2.558: COHERENCE PEN_OS 1 - 5 15-03-S2-198

Event ID: 15-03-S2-198 NEQ: 2.2kg Type: Static 20150323

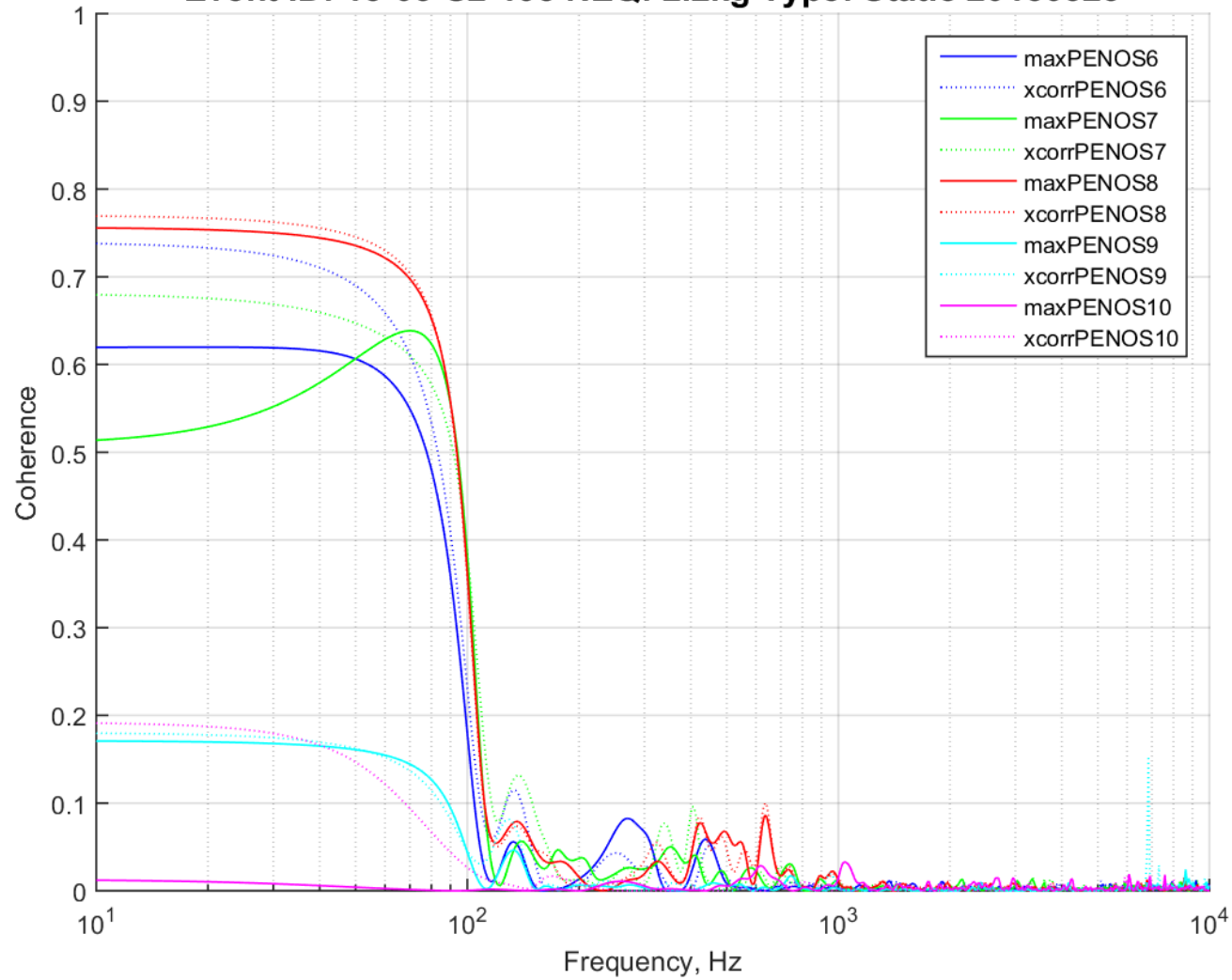


FIGURE 2.559: COHERENCE PEN_OS 6 - 10 15-03-S2-198CTD

Event ID: 15-03-S2-198 NEQ: 2.2kg Type: Static 20150323

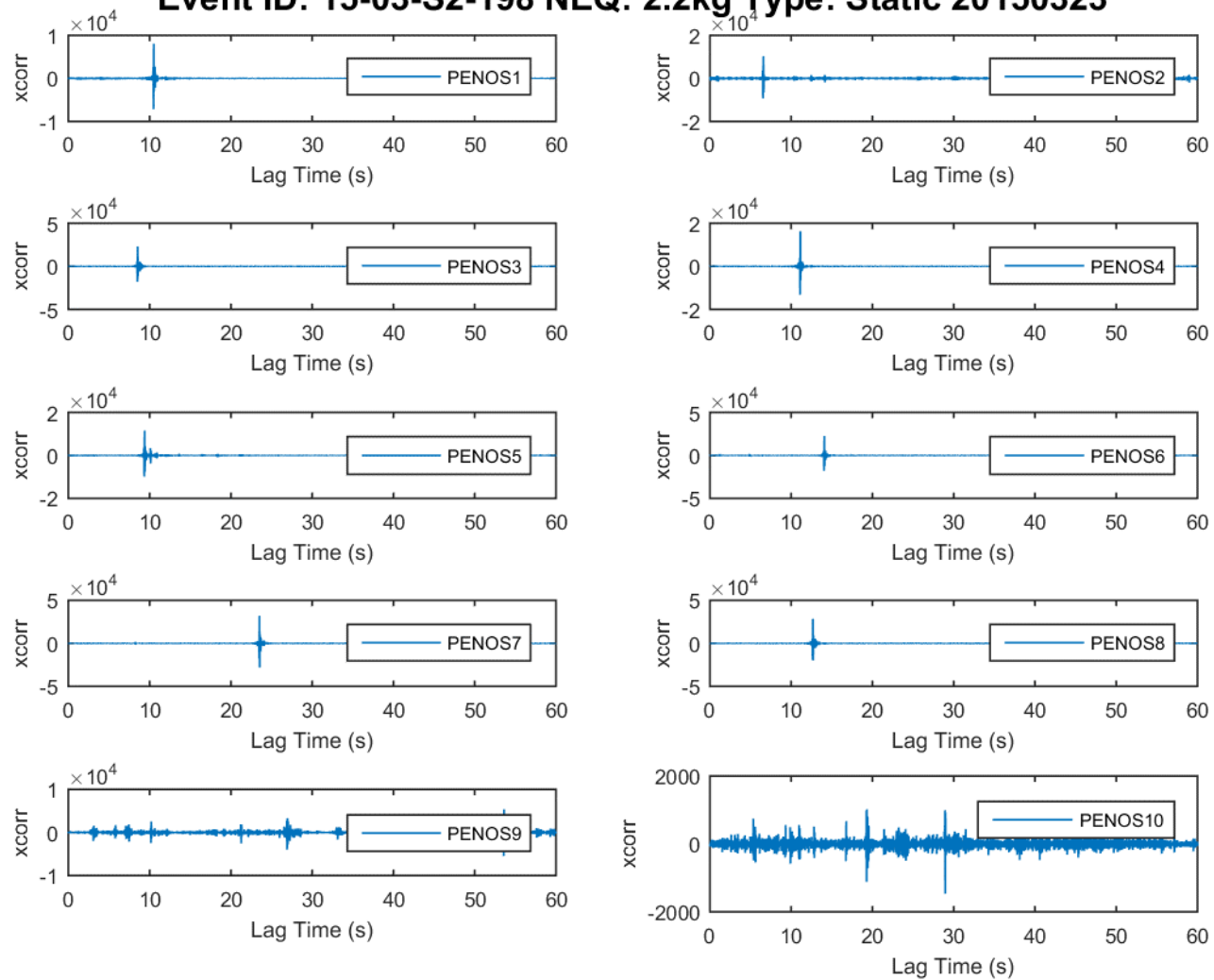


FIGURE 2.560: CROSS CORRELATION PEN_OS 1 - 10 15-03-S2-198

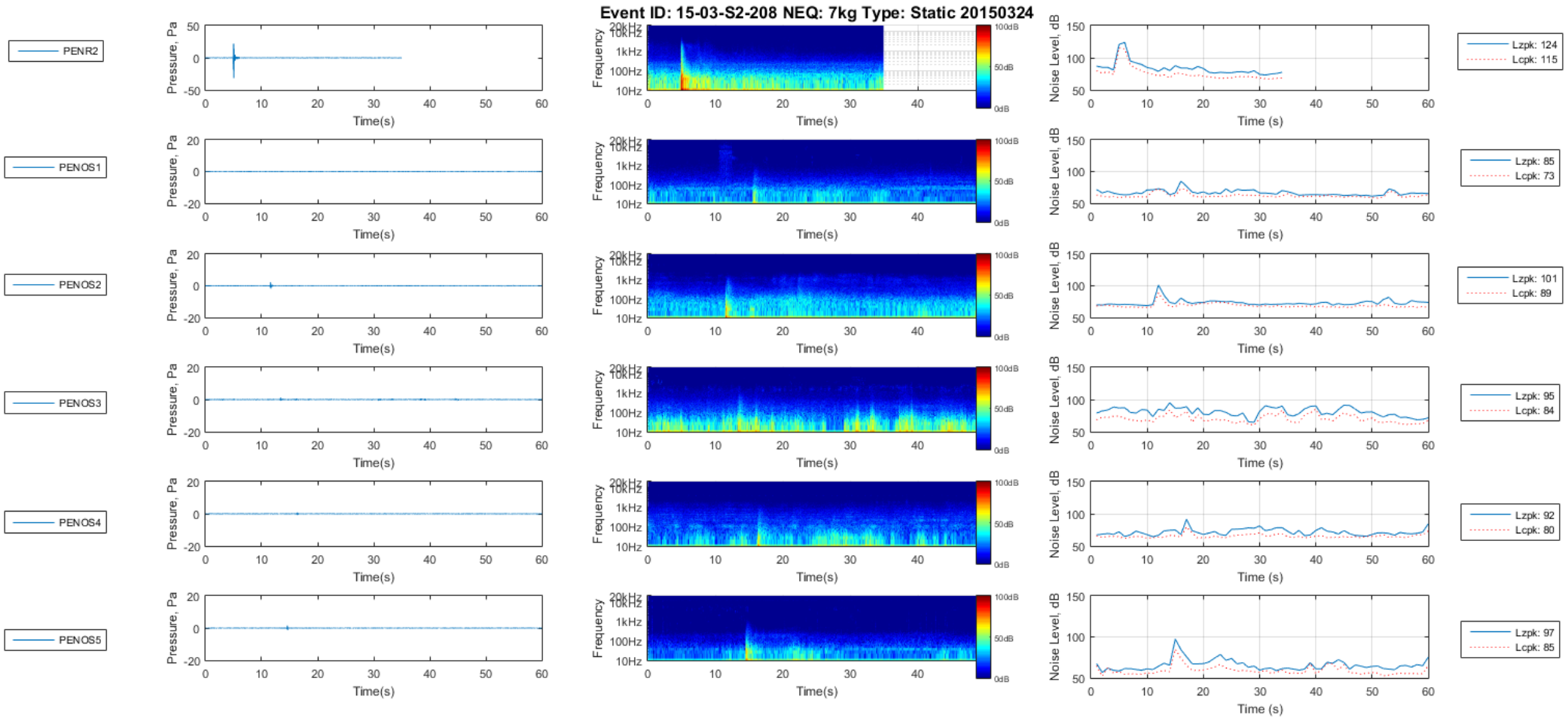


FIGURE 2.561: PEN_OS 1 - 5 15-03-S2-208

Event ID: 15-03-S2-208 NEQ: 7kg Type: Static 20150324 CTD.

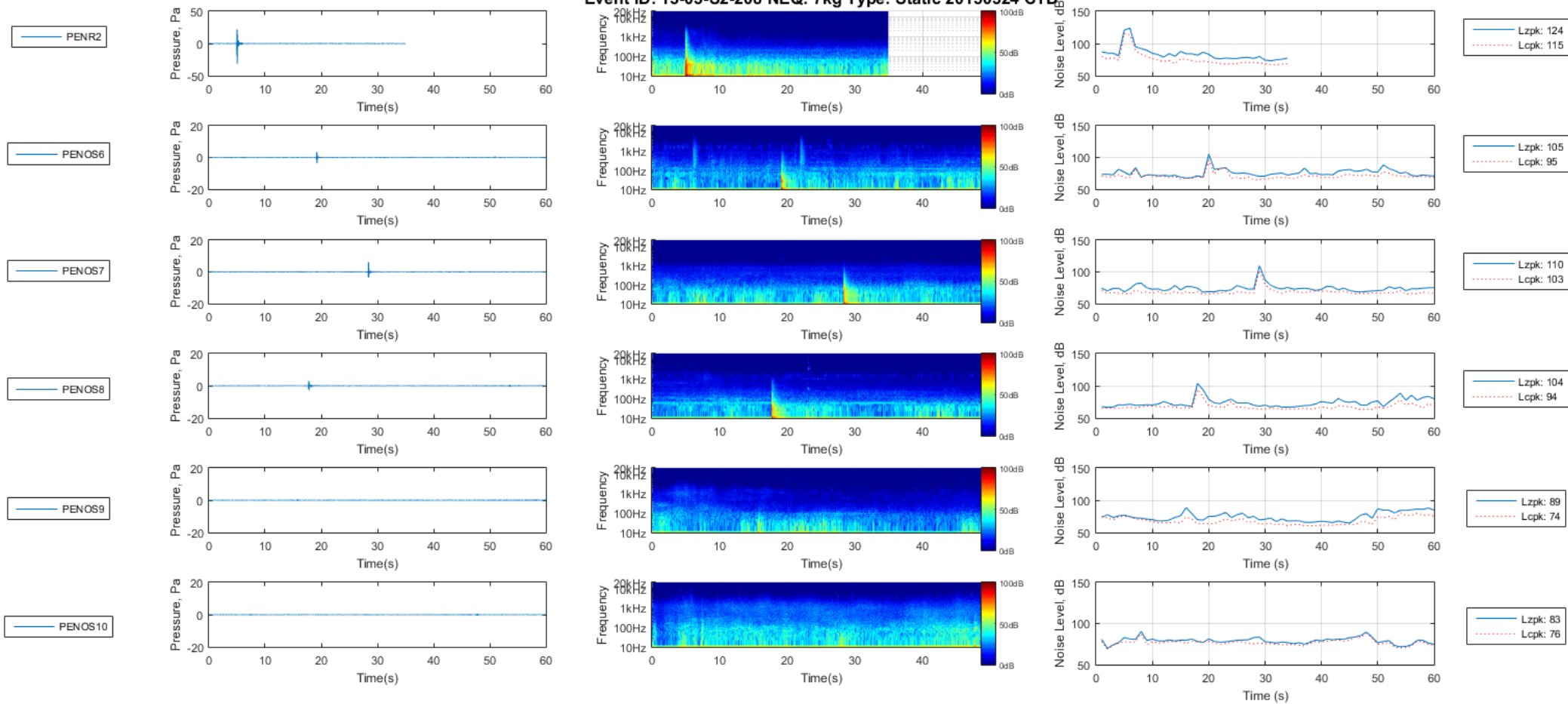


FIGURE 2.562: PEN_OS 6 - 10 15-03-S2-208

Event ID: 15-03-S2-208 NEQ: 7kg Type: Static 20150324

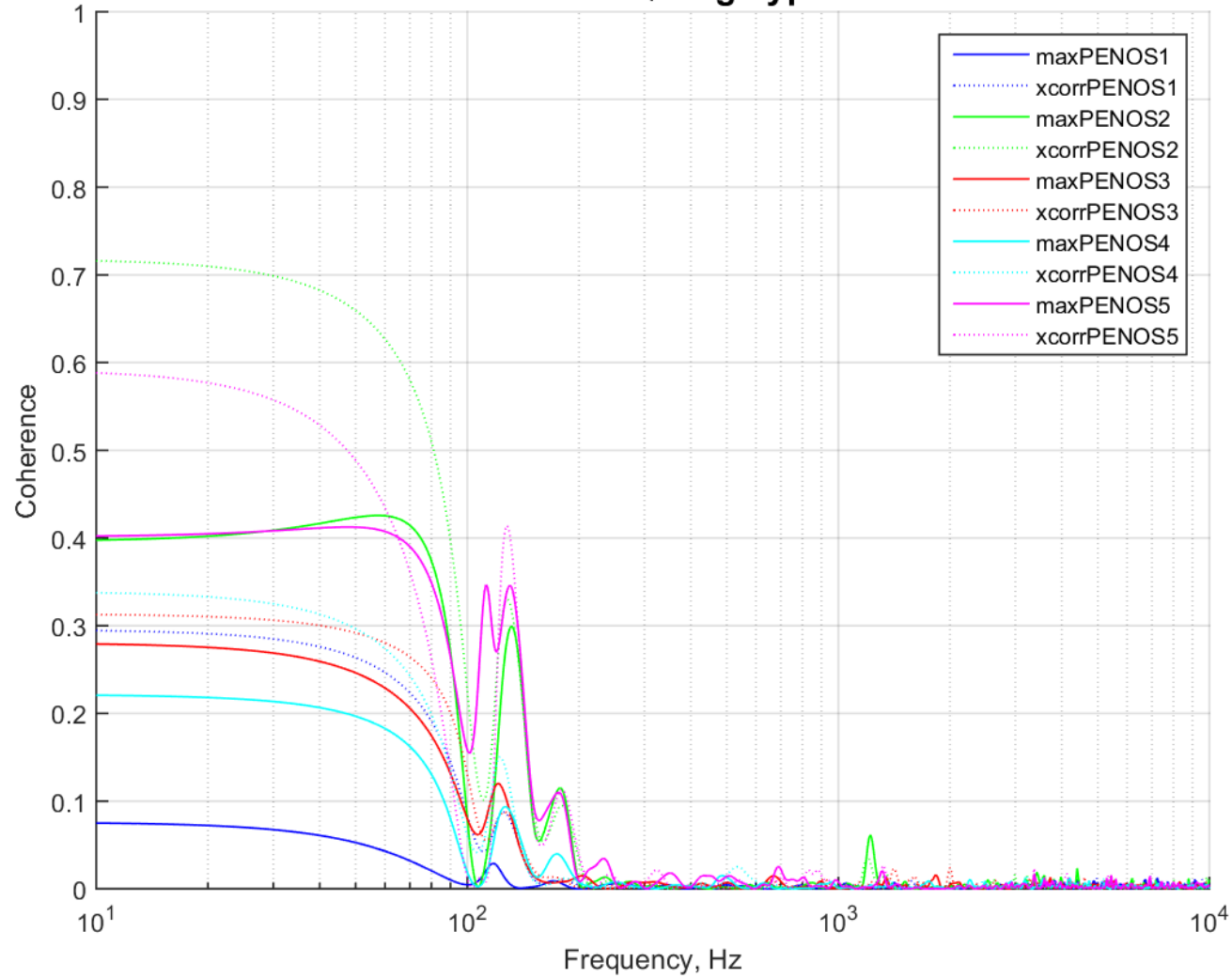


FIGURE 2.563: COHERENCE PEN_OS 1 - 5 15-03-S2-208

Event ID: 15-03-S2-208 NEQ: 7kg Type: Static 20150324

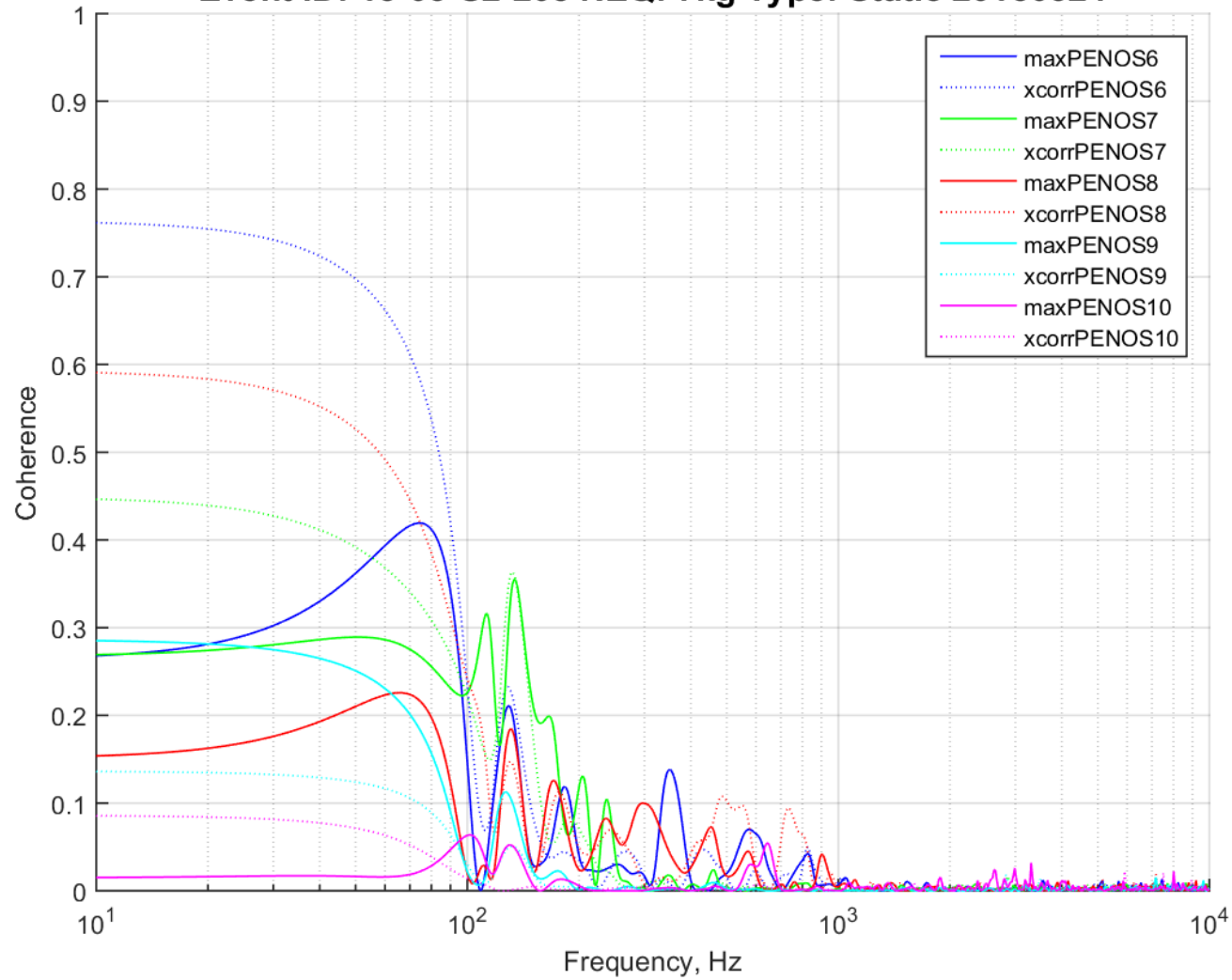


FIGURE 2.564: COHERENCE PEN_OS 6 - 10 15-03-S2-208CTD

Event ID: 15-03-S2-208 NEQ: 7kg Type: Static 20150324

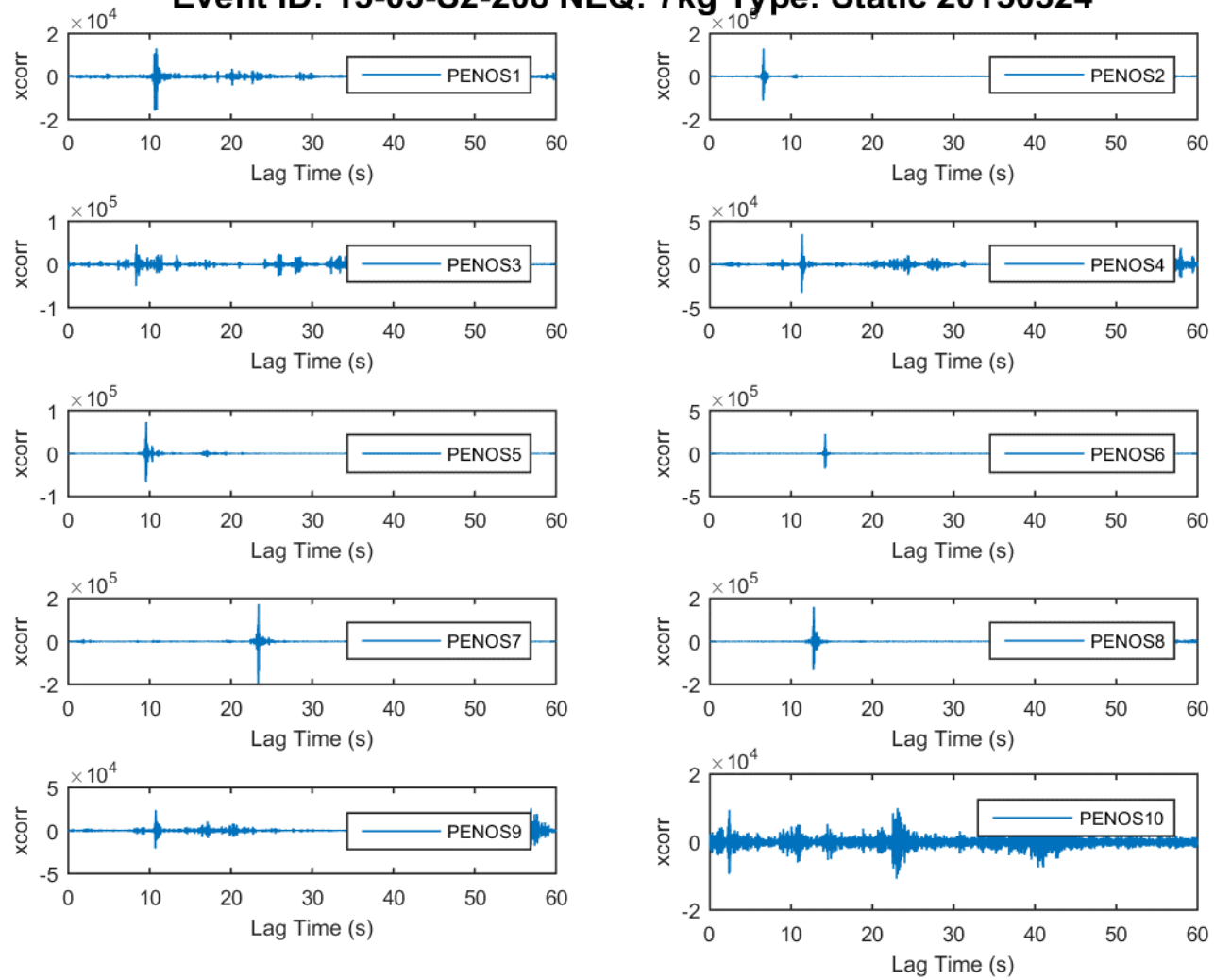


FIGURE 2.565: CROSS CORRELATION PEN_OS 1 - 10 15-03-S2-208

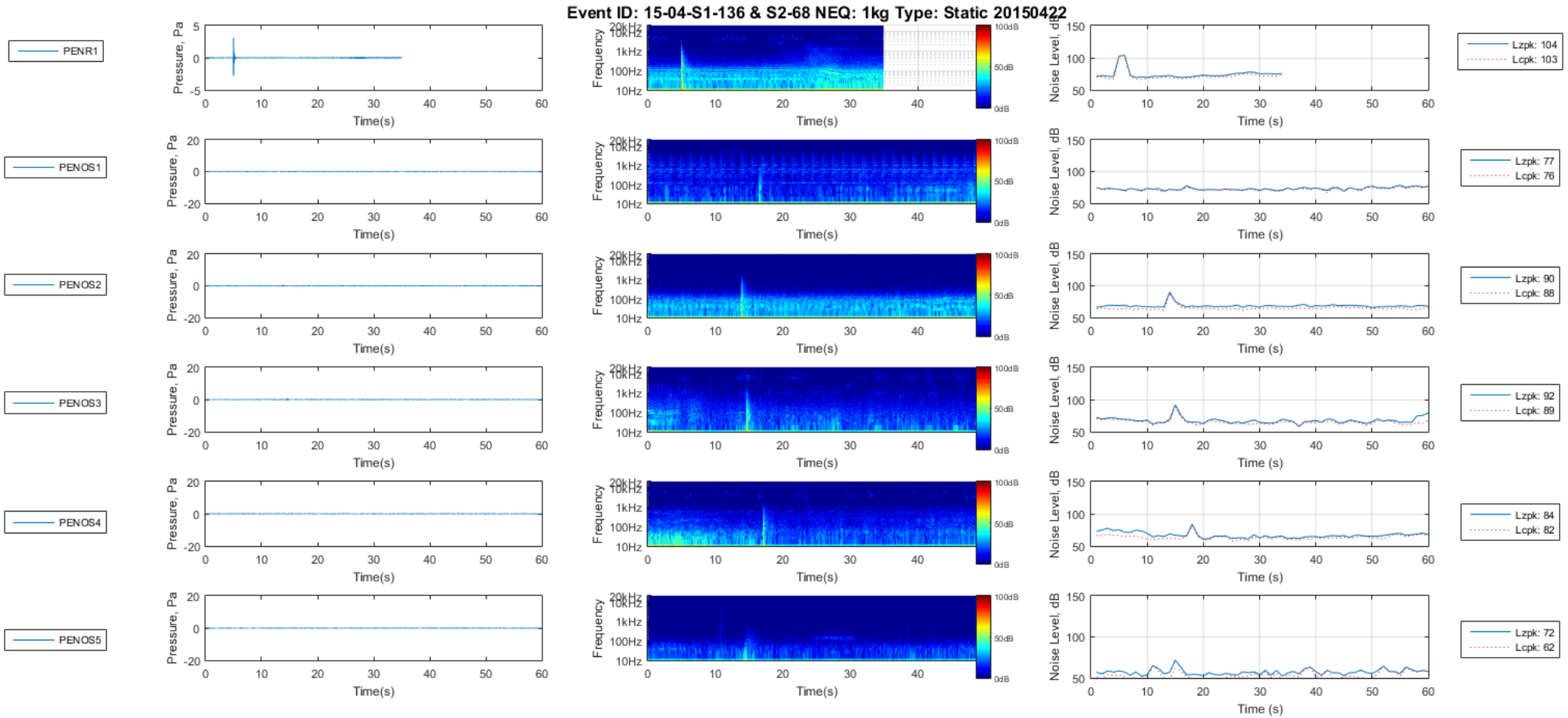


FIGURE 2.566: PEN_OS 1 - 5 15-04-S1-136 & S2-68

Event ID: 15-04-S1-136 & S2-68 NEQ: 1kg Type: Static 20150422.CTD

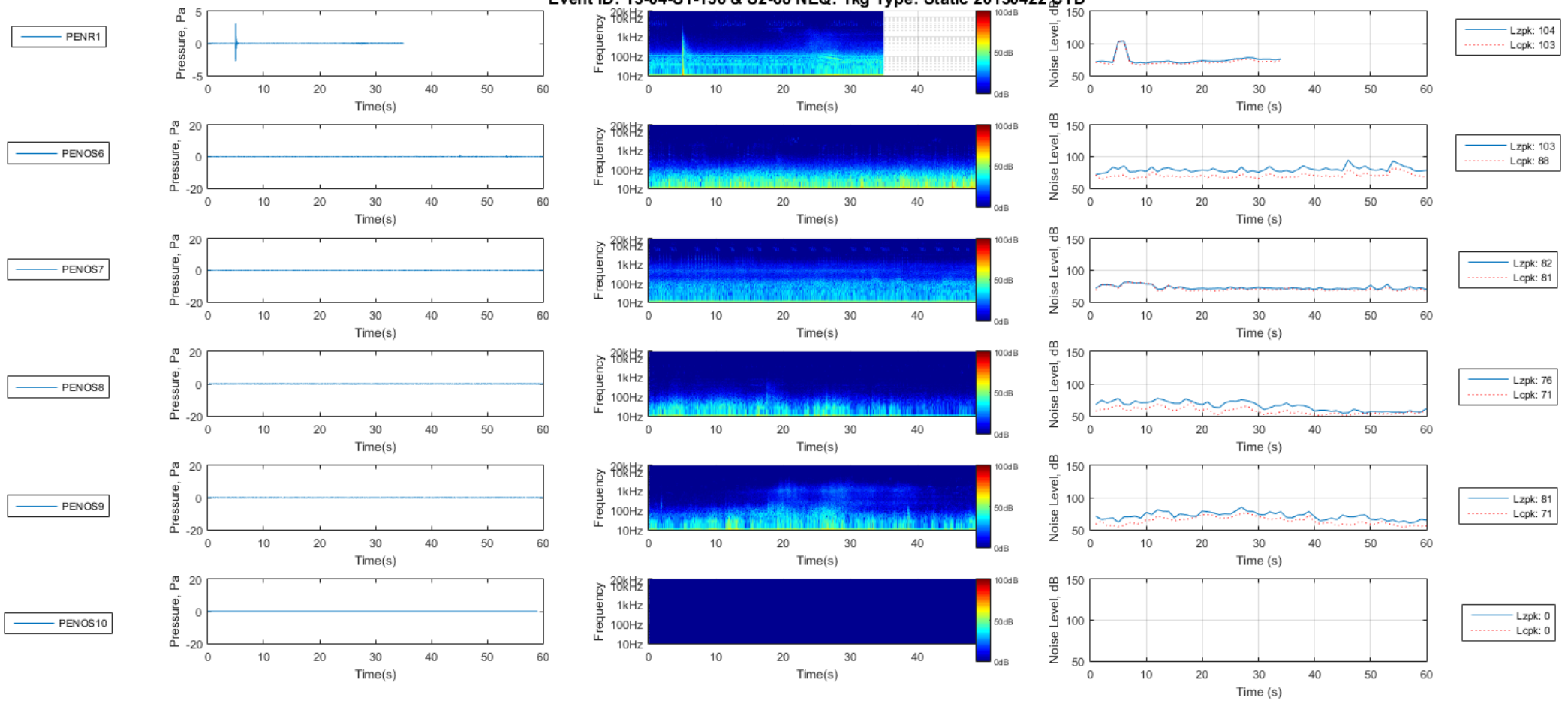


FIGURE 2.567: PEN_OS 6 - 10 15-04-S1-136 & S2-68

Event ID: 15-04-S1-136 & S2-68 NEQ: 1kg Type: Static 20150422

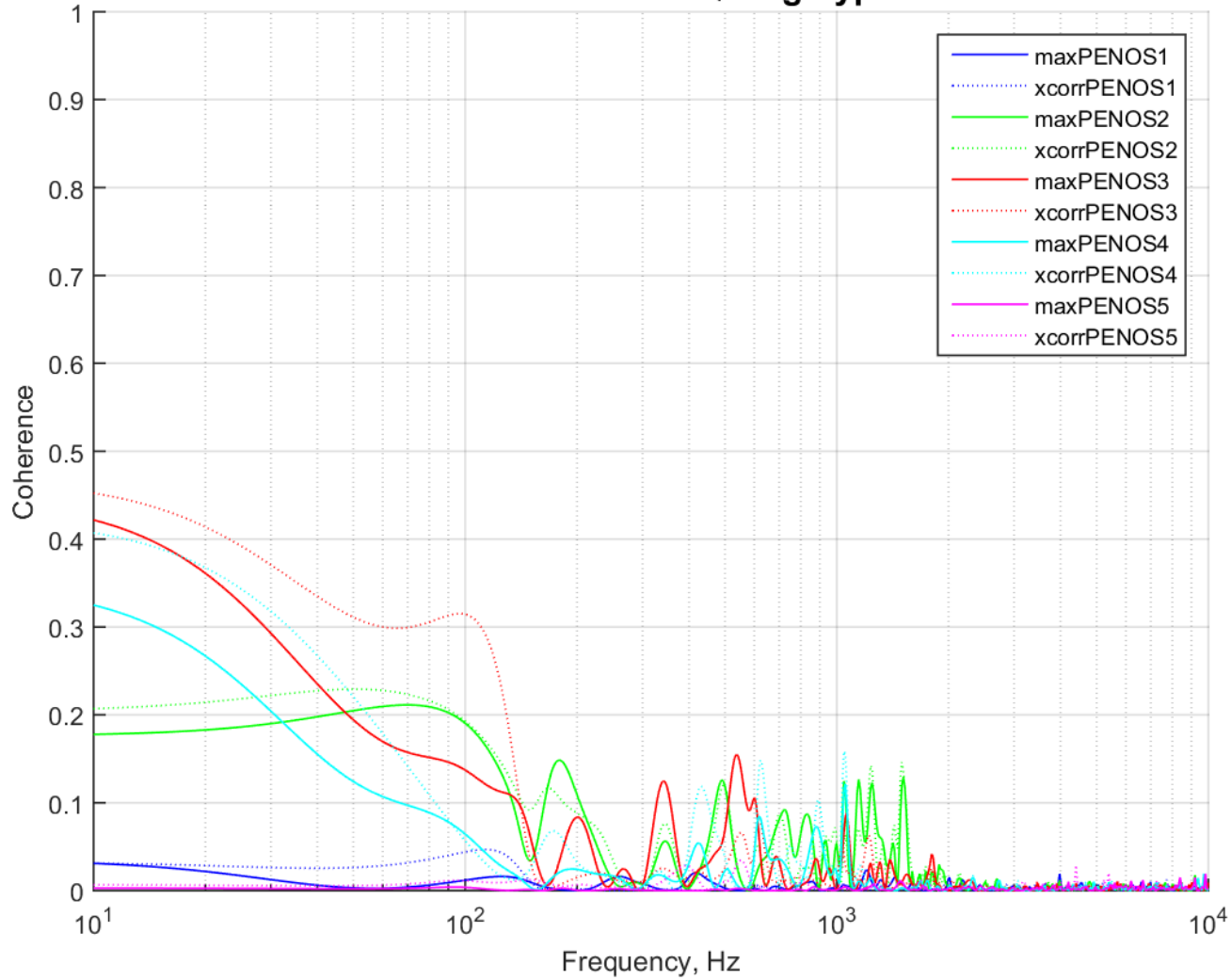


FIGURE 2.568: COHERENCE PEN_OS 1 - 5 15-04-S1-136 & S2-68

Event ID: 15-04-S1-136 & S2-68 NEQ: 1kg Type: Static 20150422

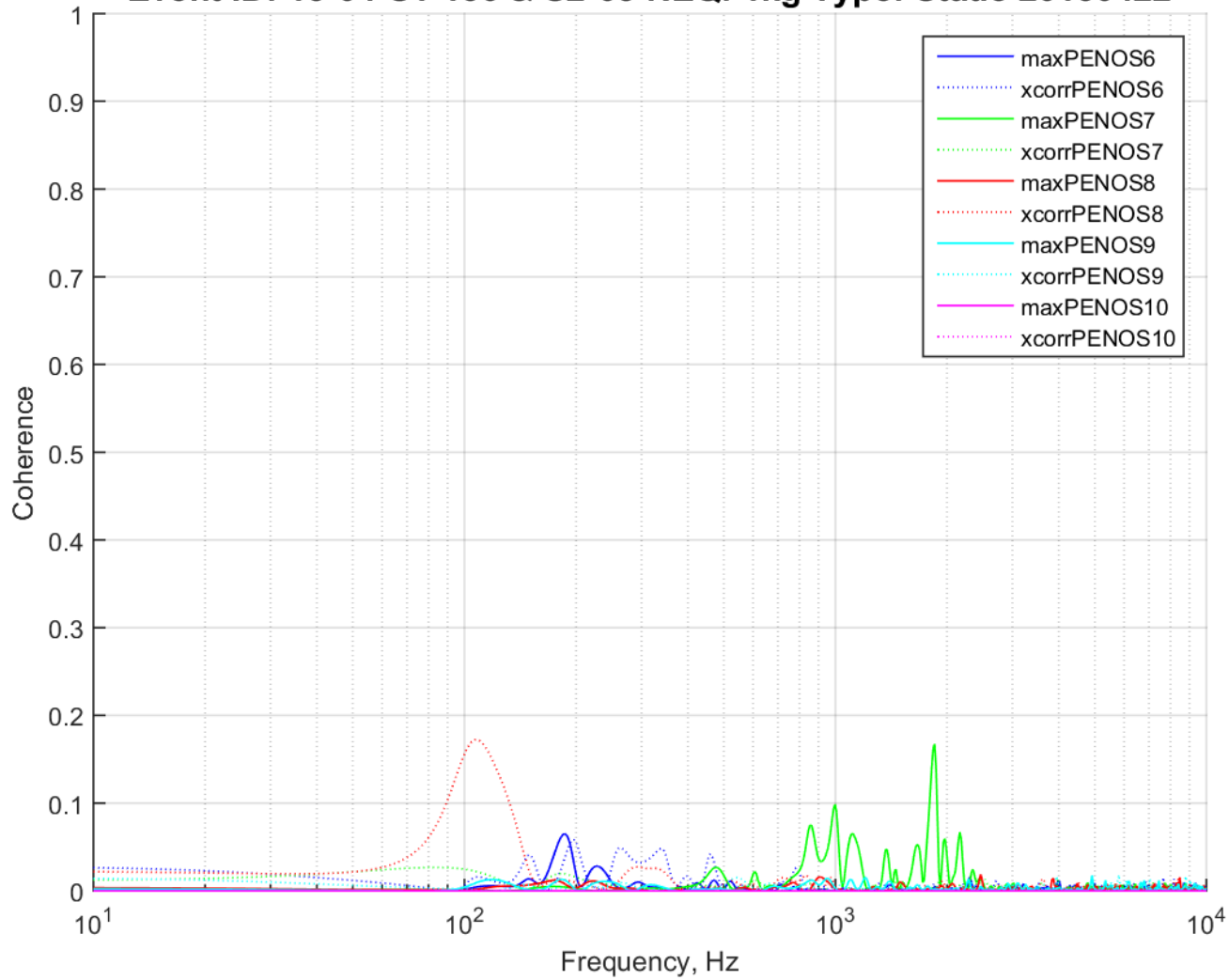


FIGURE 2.569: COHERENCE PEN_OS 6 - 10 15-04-S1-136 & S2-68CTD

Event ID: 15-04-S1-136 & S2-68 NEQ: 1kg Type: Static 20150422

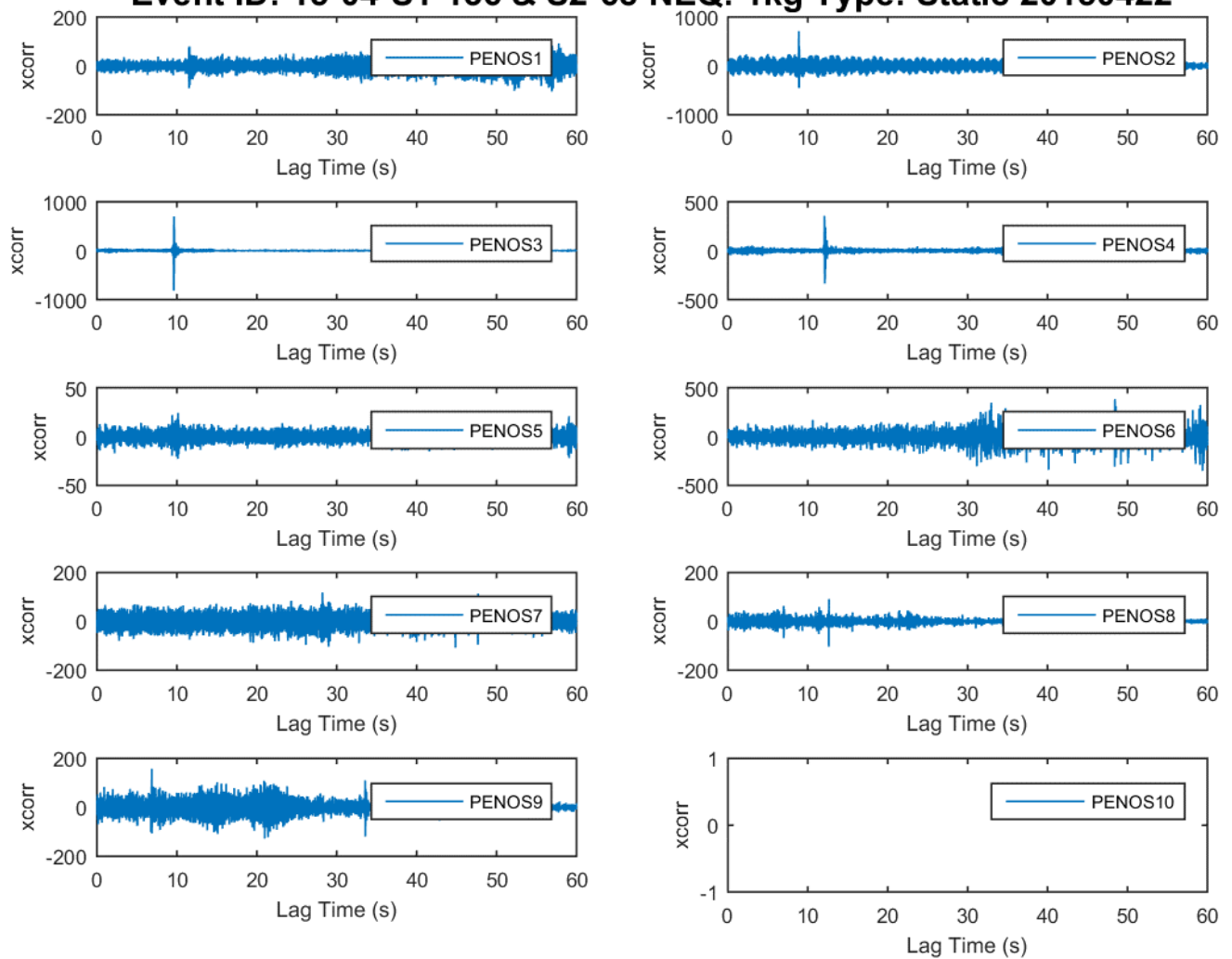


FIGURE 2.570: CROSS CORRELATION PEN_OS 1 - 10 15-04-S1-136 & S2-68

Event ID: 15-04-S1-136 & S2-68 NEQ: 1kg Type: Static 20150422

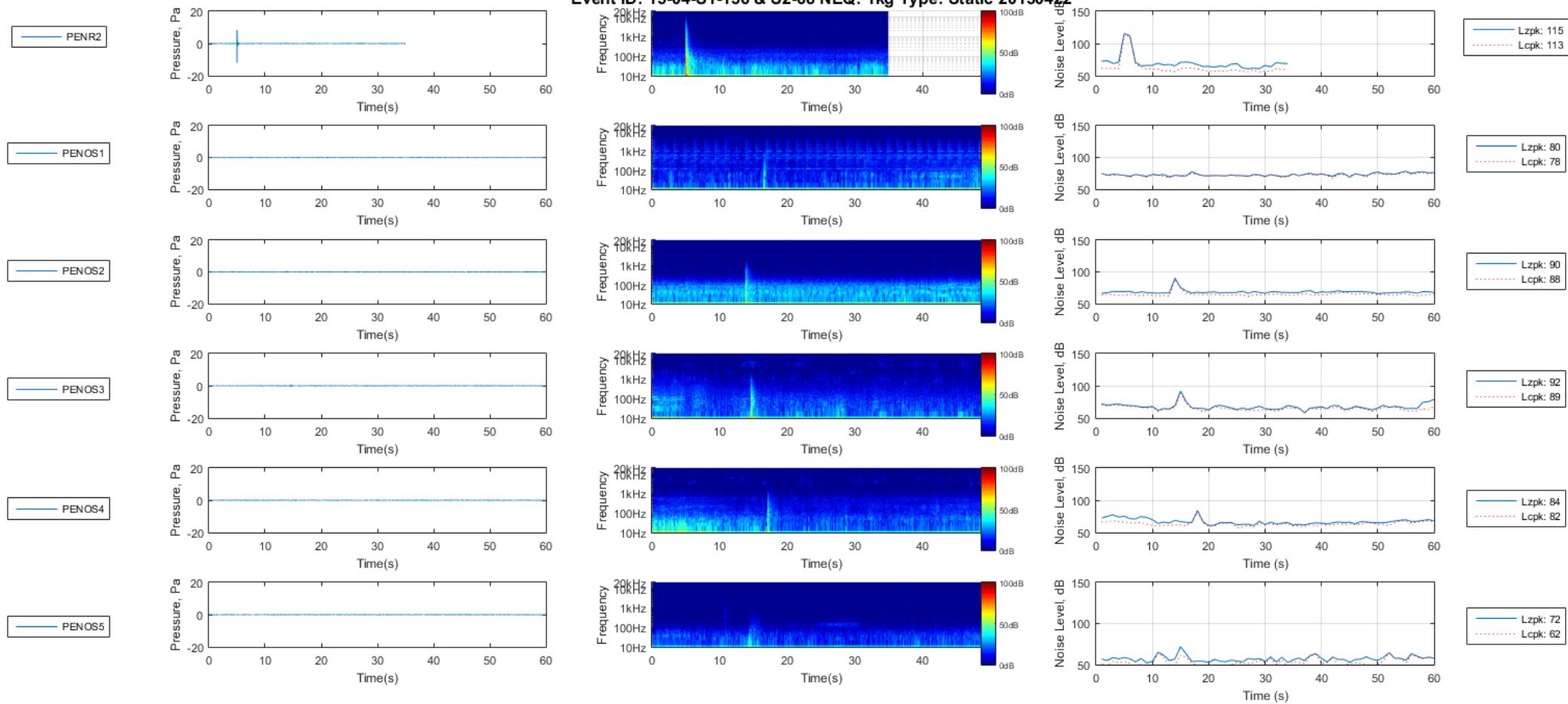


FIGURE 2.571: PEN_OS 1 - 5 15-04-S1-136 & S2-68

Event ID: 15-04-S1-136 & S2-68 NEQ: 1kg Type: Static 20150422.CTD

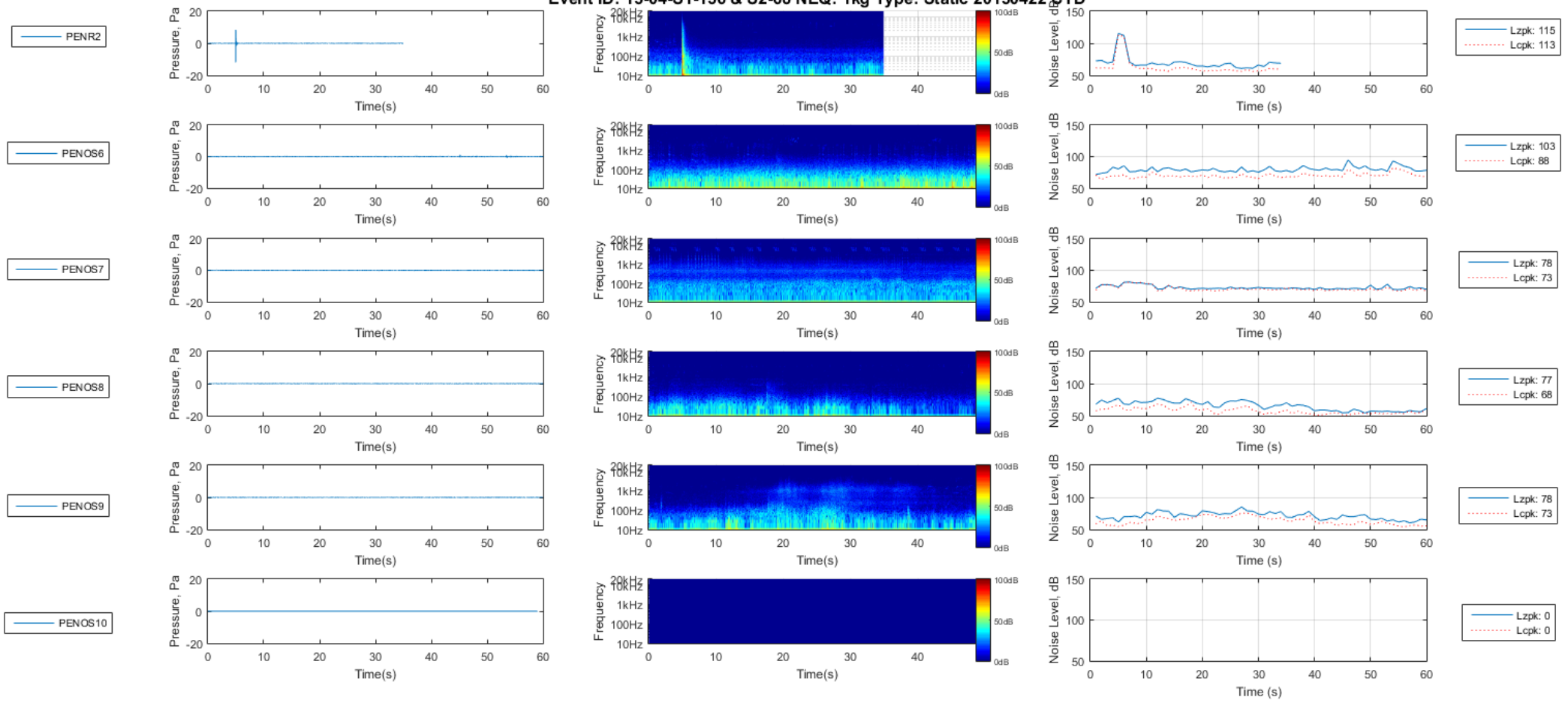


FIGURE 2.572: PEN_OS 6 - 10 15-04-S1-136 & S2-68

Event ID: 15-04-S1-136 & S2-68 NEQ: 1kg Type: Static 20150422

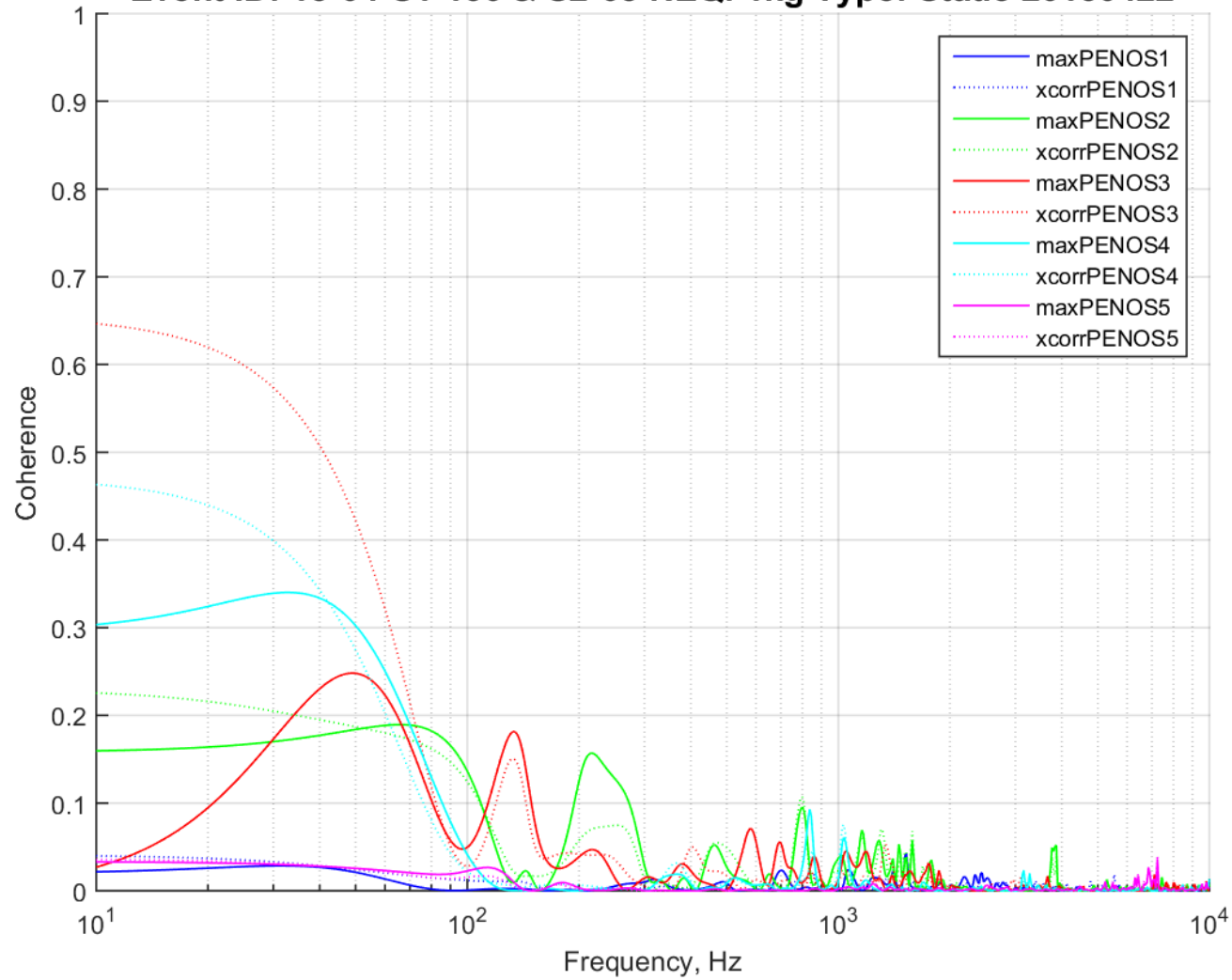


FIGURE 2.573: COHERENCE PEN_OS 1 - 5 15-04-S1-136 & S2-68

Event ID: 15-04-S1-136 & S2-68 NEQ: 1kg Type: Static 20150422

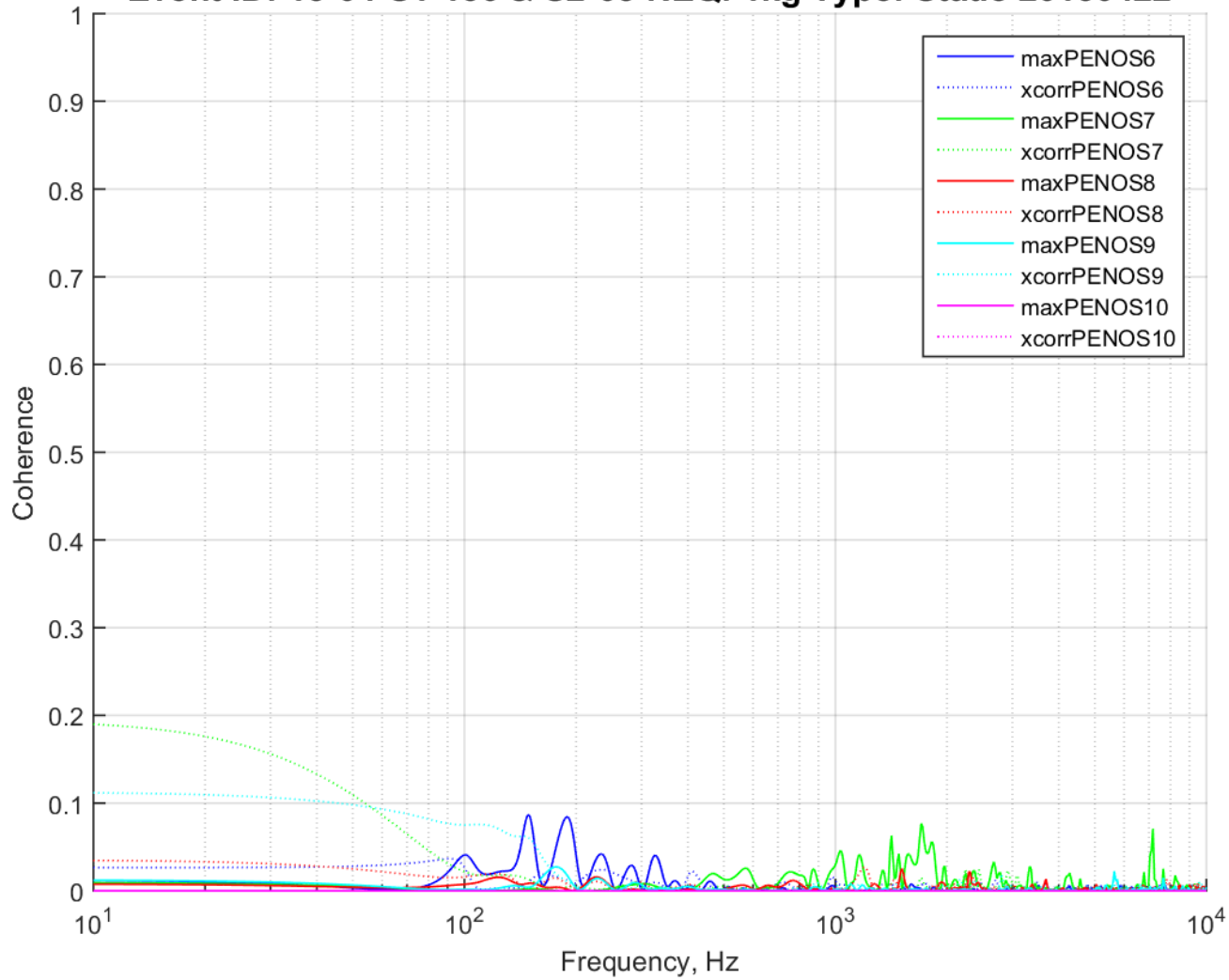


FIGURE 2.574: COHERENCE PEN_OS 6 - 10 15-04-S1-136 & S2-68CTD

Event ID: 15-04-S1-136 & S2-68 NEQ: 1kg Type: Static 20150422

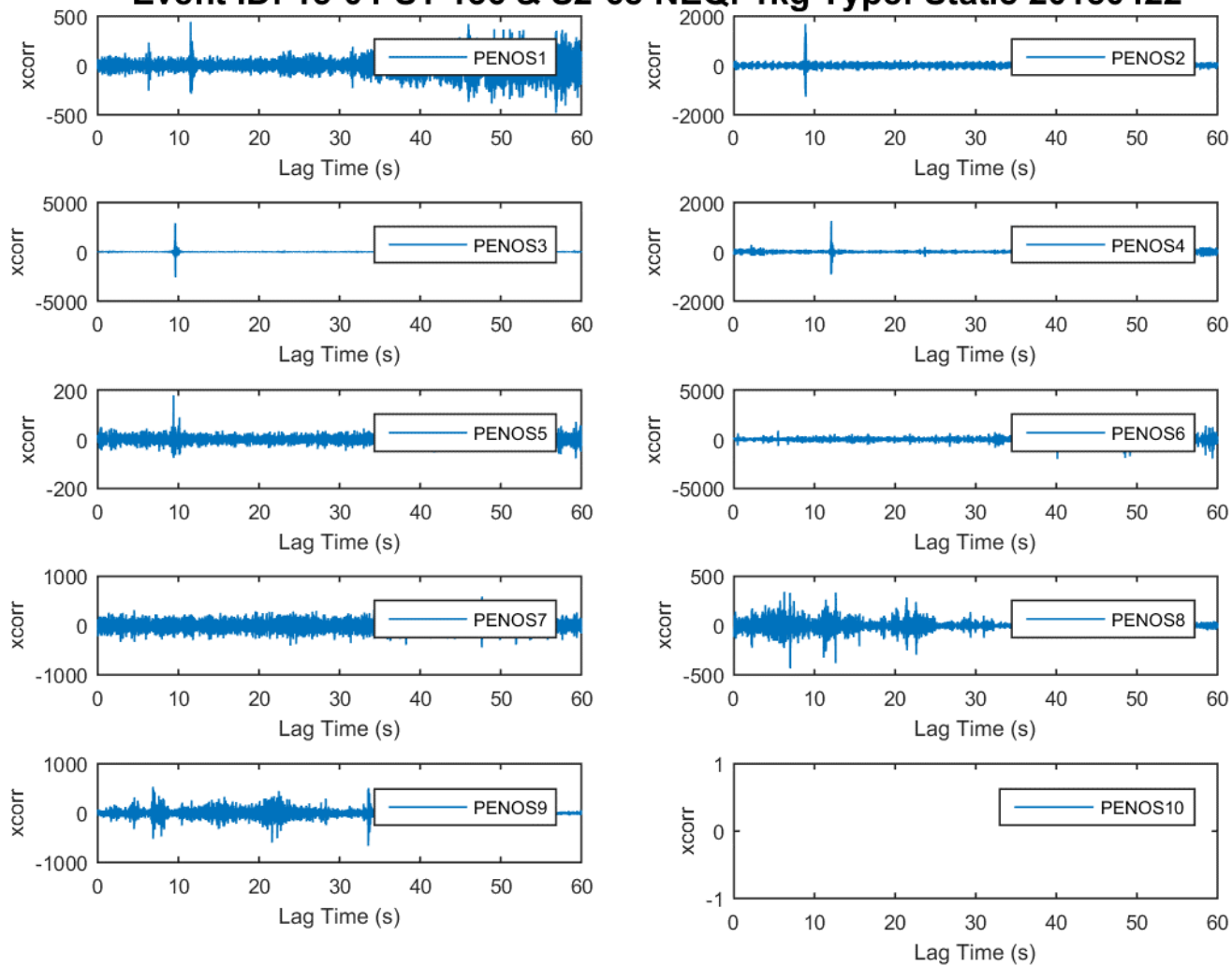


FIGURE 2.575: CROSS CORRELATION PEN_OS 1 - 10 15-04-S1-136 & S2-68

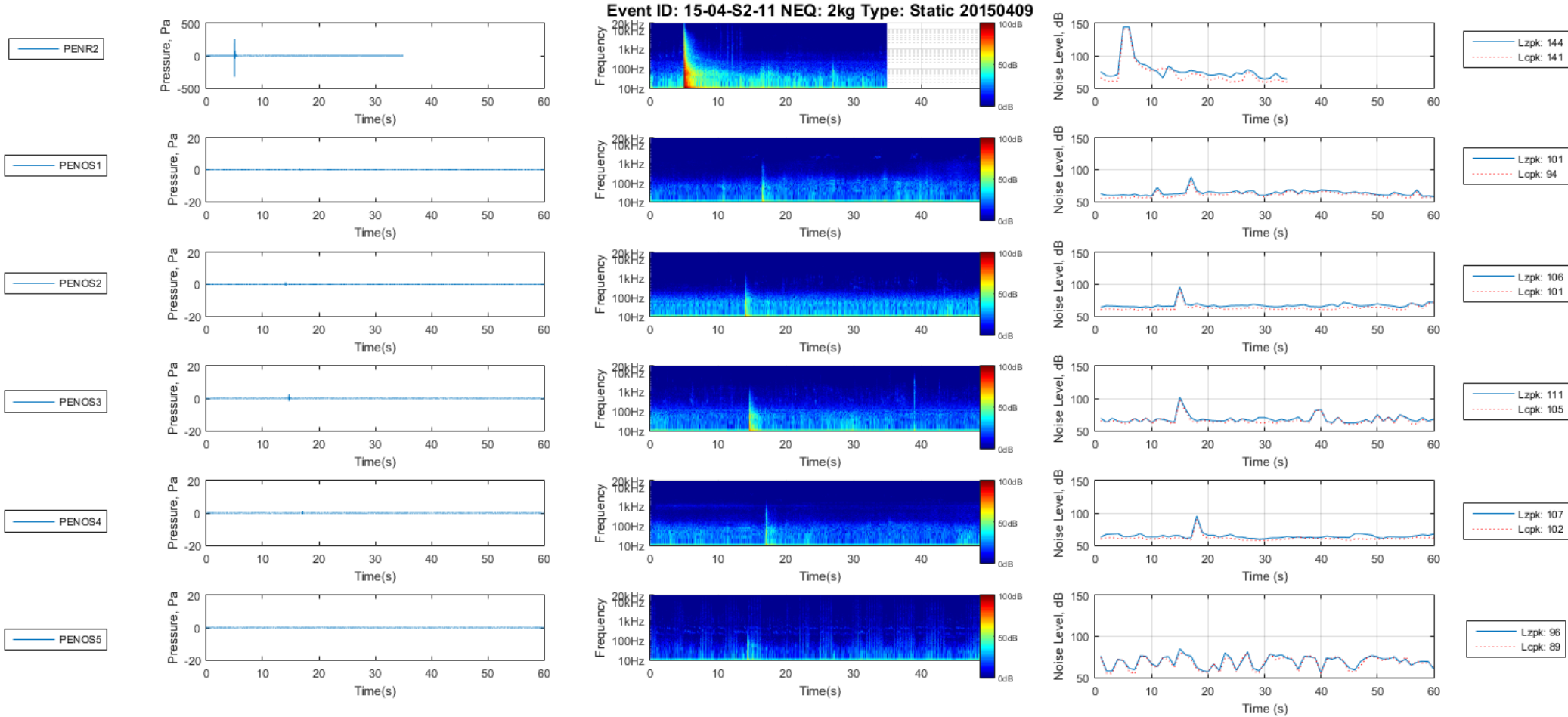
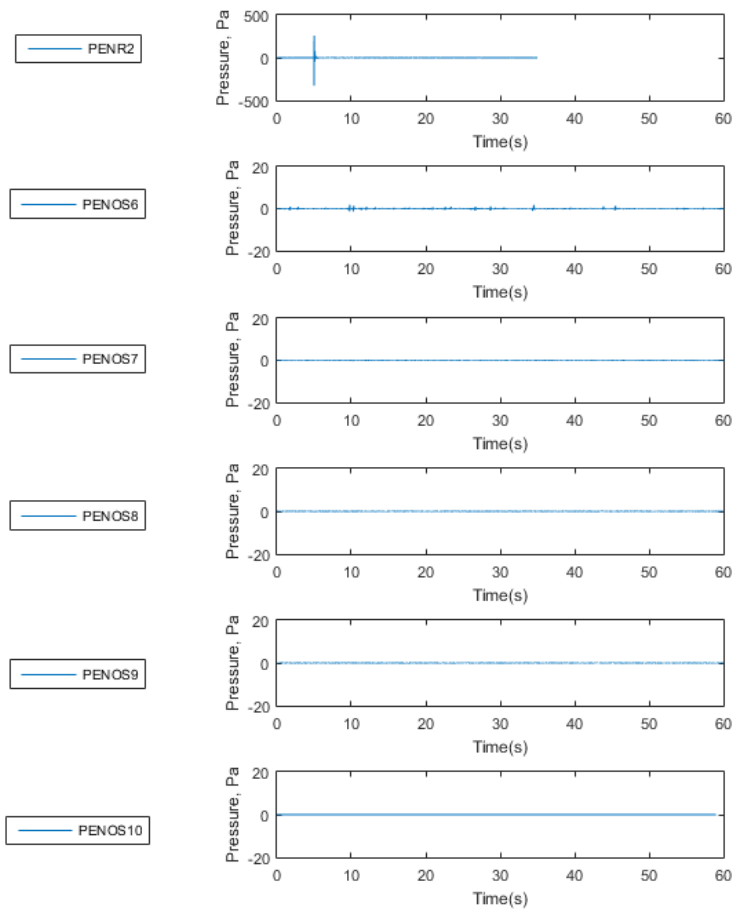


FIGURE 2.576: PEN_OS 1 - 5 15-04-S2-11



Event ID: 15-04-S2-11 NEQ: 2kg Type: Static 20150409 CTD

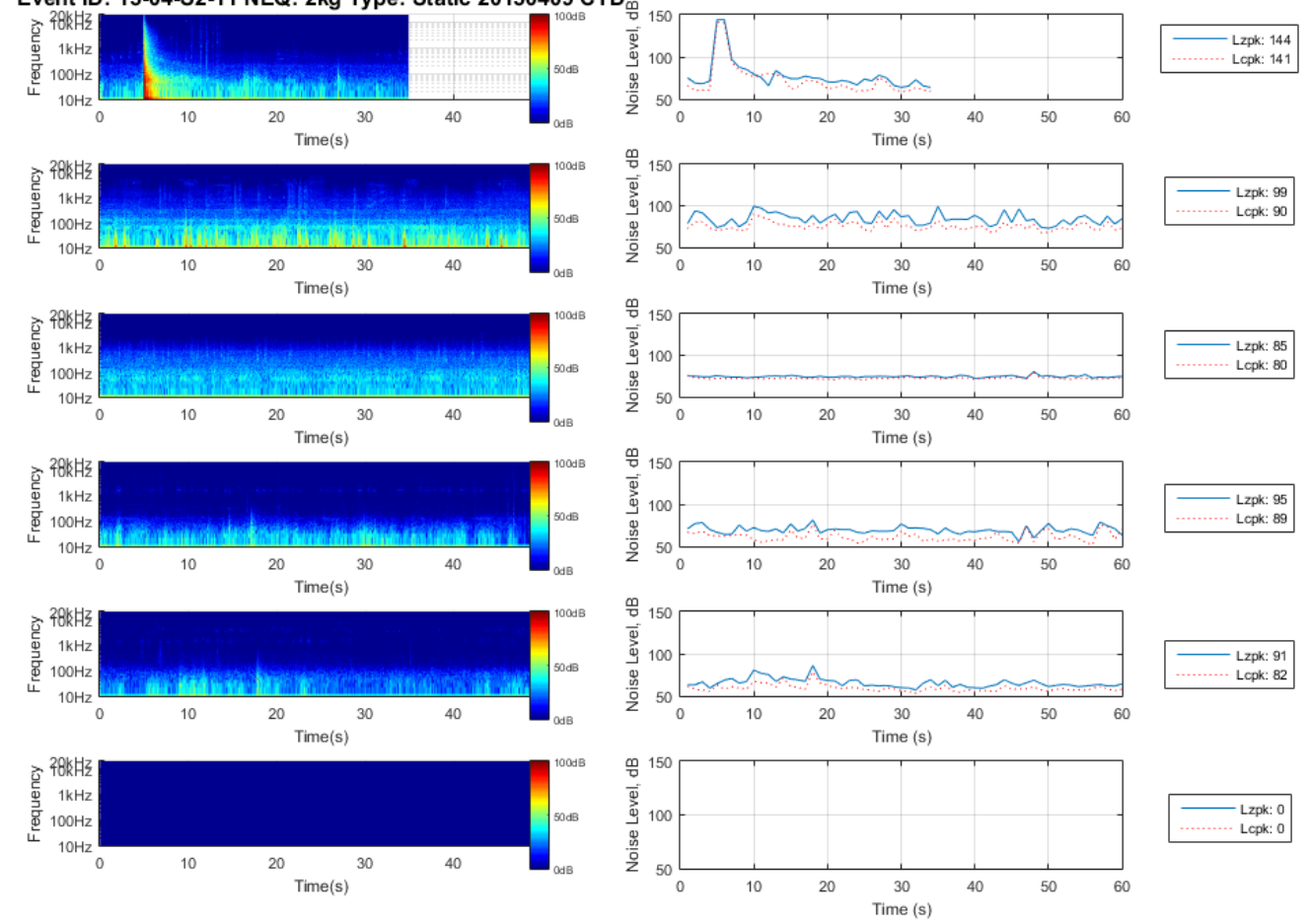


FIGURE 2.577: PEN_OS 6 - 10 15-04-S2-11

Event ID: 15-04-S2-11 NEQ: 2kg Type: Static 20150409

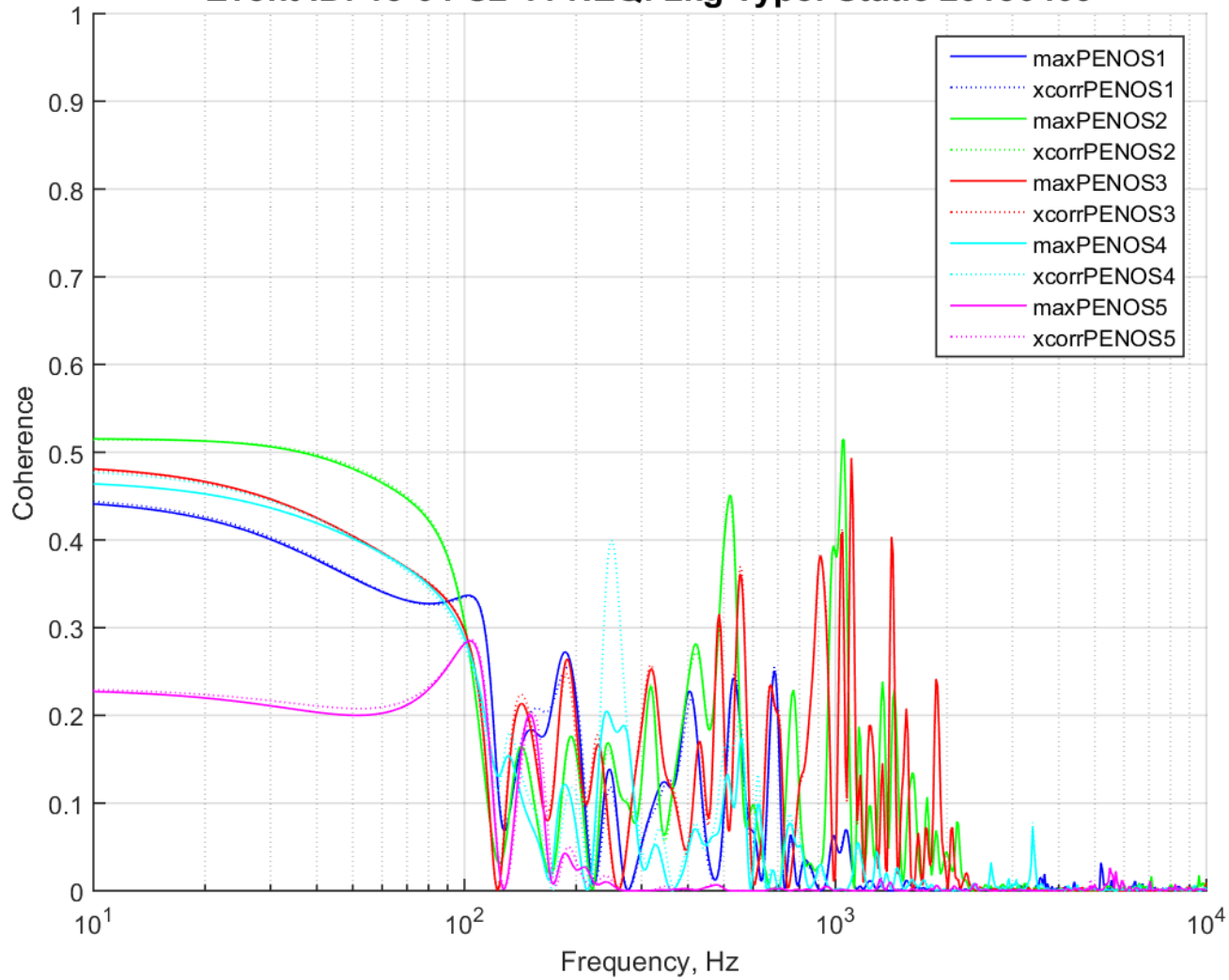


FIGURE 2.578: COHERENCE PEN_OS 1 - 5 15-04-S2-11

Event ID: 15-04-S2-11 NEQ: 2kg Type: Static 20150409

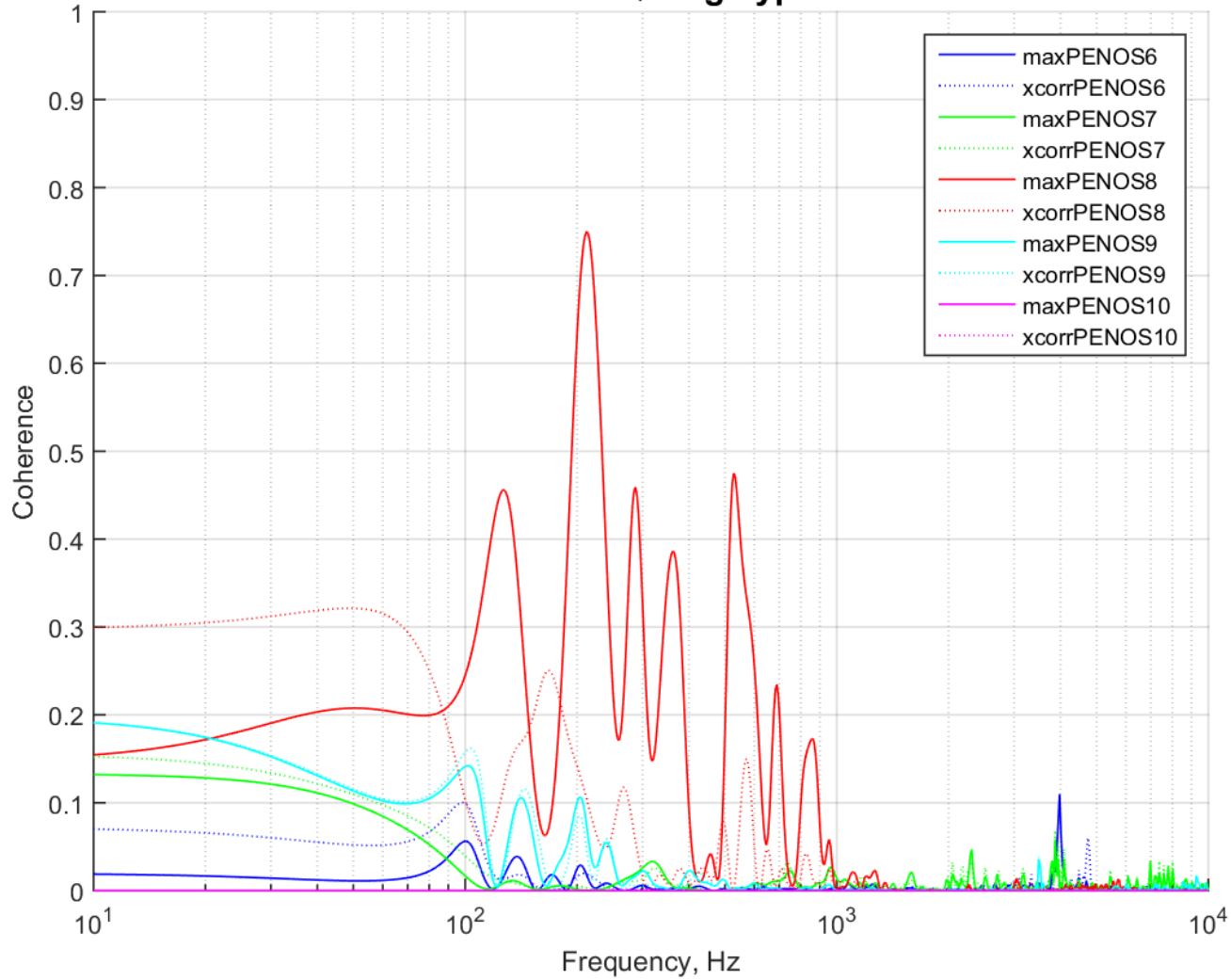


FIGURE 2.579: COHERENCE PEN_OS 6 - 10 15-04-S2-11CTD

Event ID: 15-04-S2-11 NEQ: 2kg Type: Static 20150409

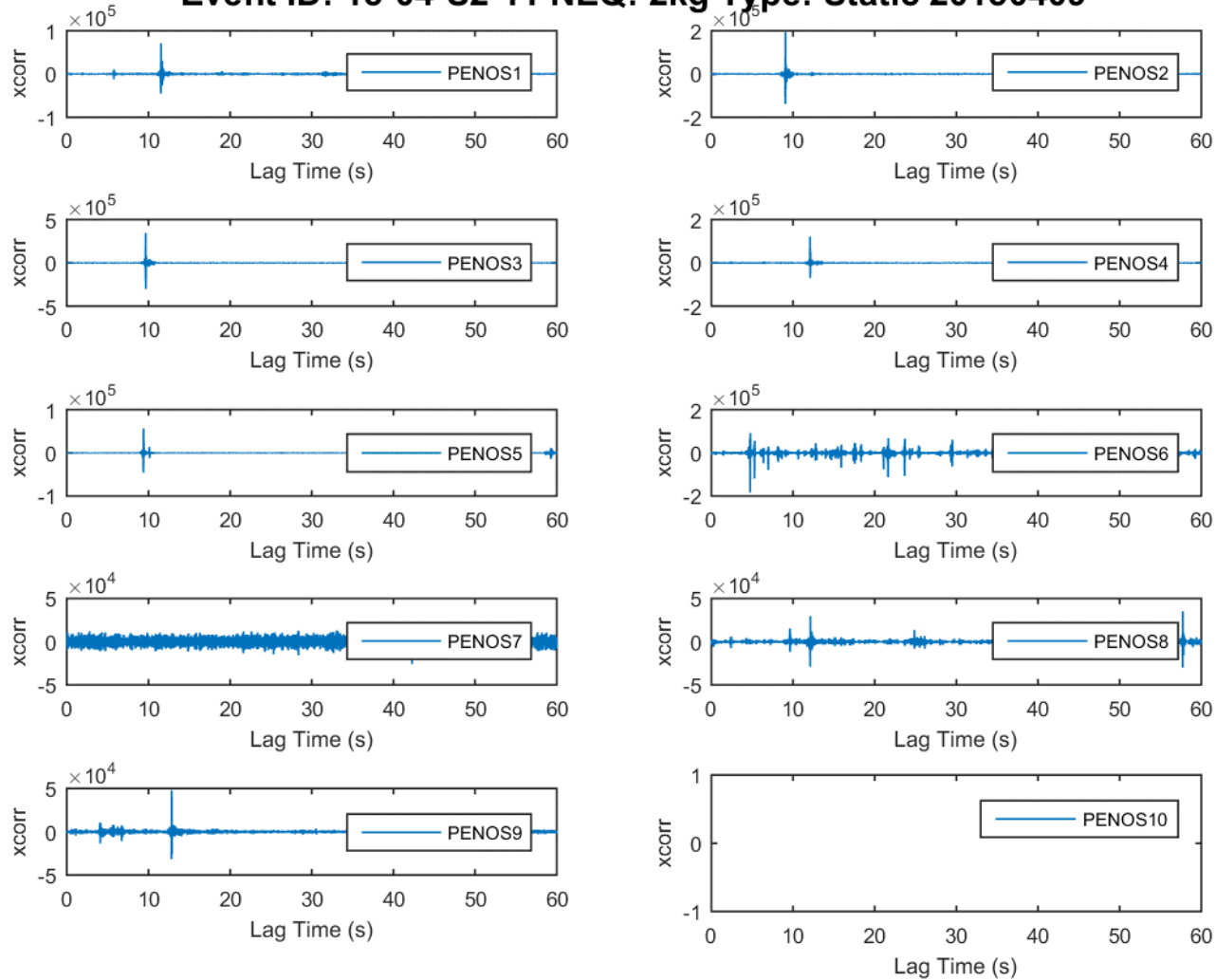


FIGURE 2.580: CROSS CORRELATION PEN_OS 1 - 10 15-04-S2-11

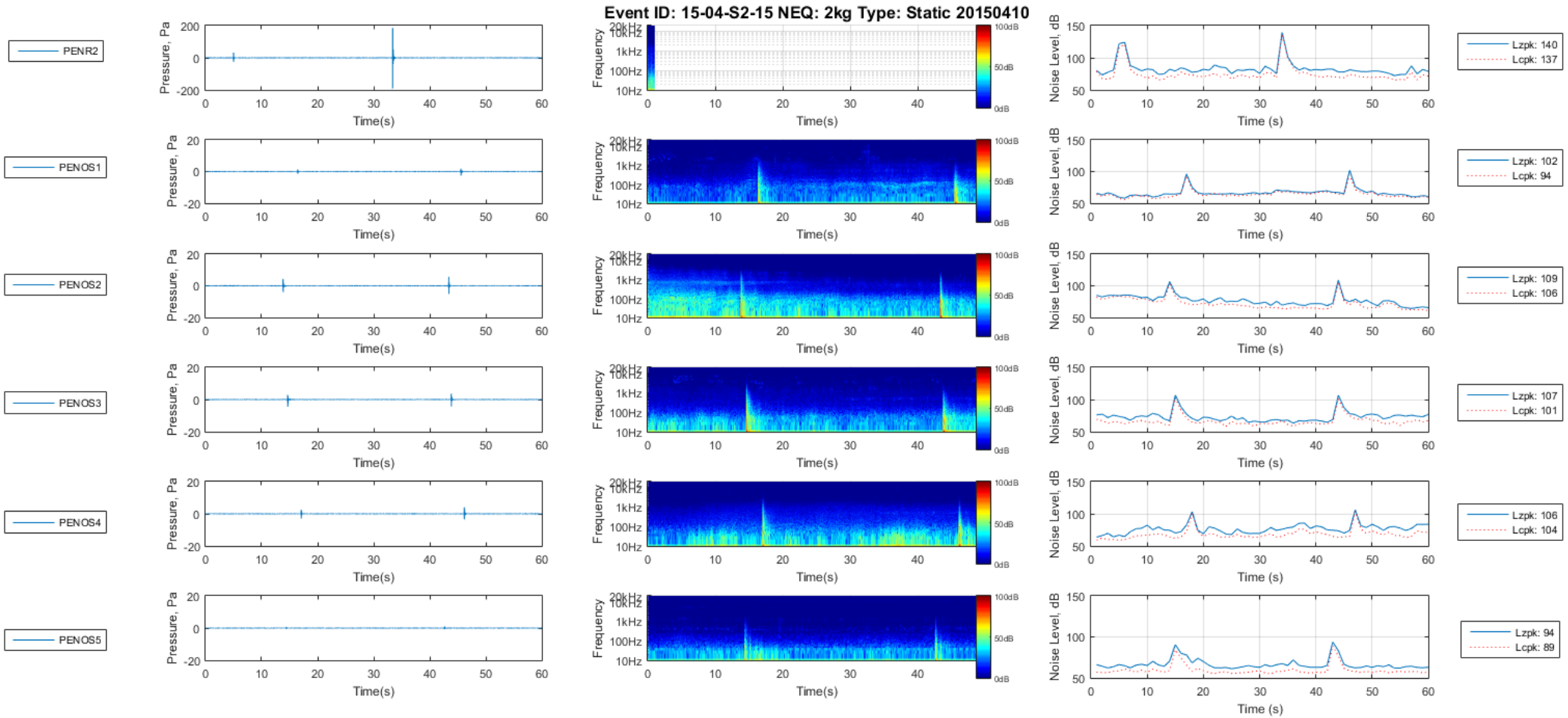


FIGURE 2.581: PEN_OS 1 - 5 15-04-S2-15

Event ID: 15-04-S2-15 NEQ: 2kg Type: Static 20150410 CTD

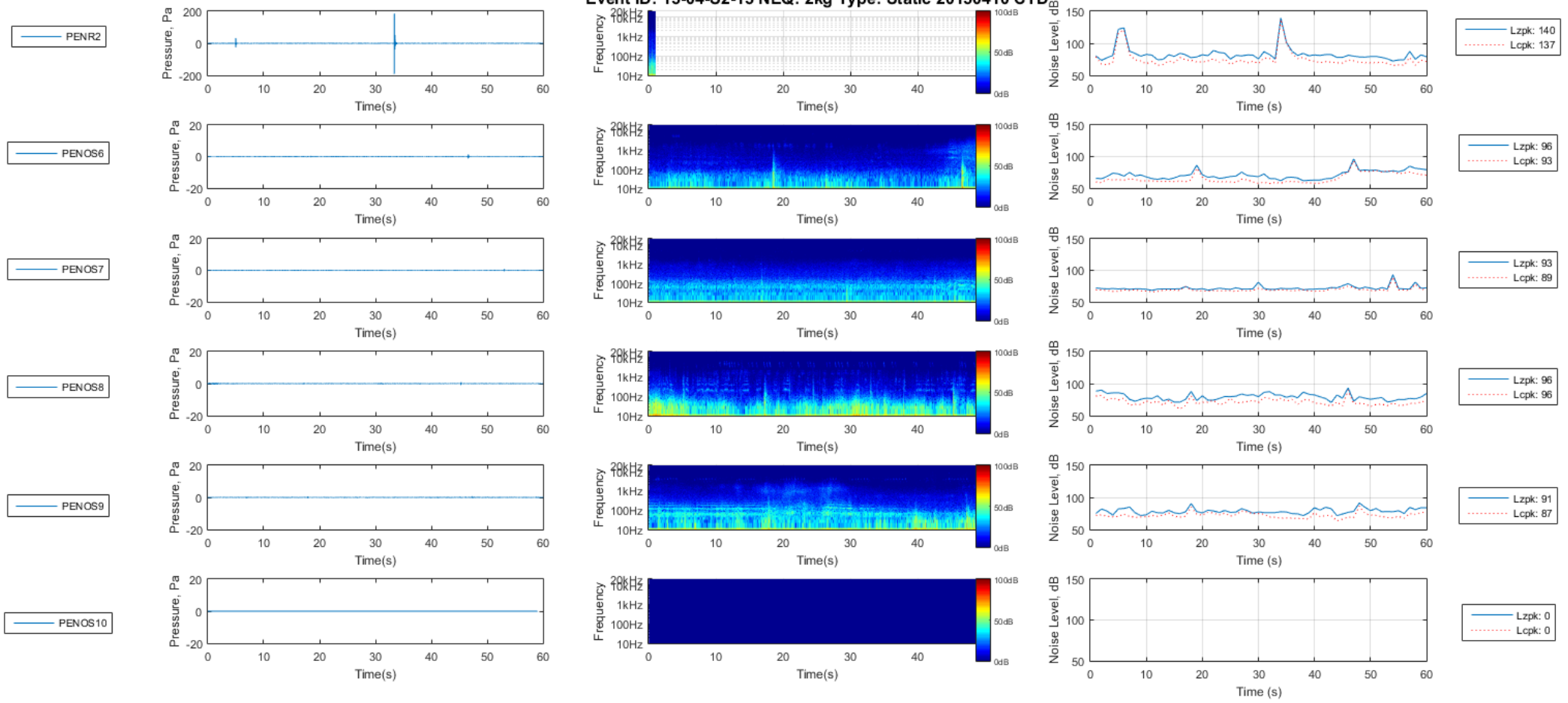


FIGURE 2.582: PEN_OS 6 - 10 15-04-S2-15

Event ID: 15-04-S2-15 NEQ: 2kg Type: Static 20150410

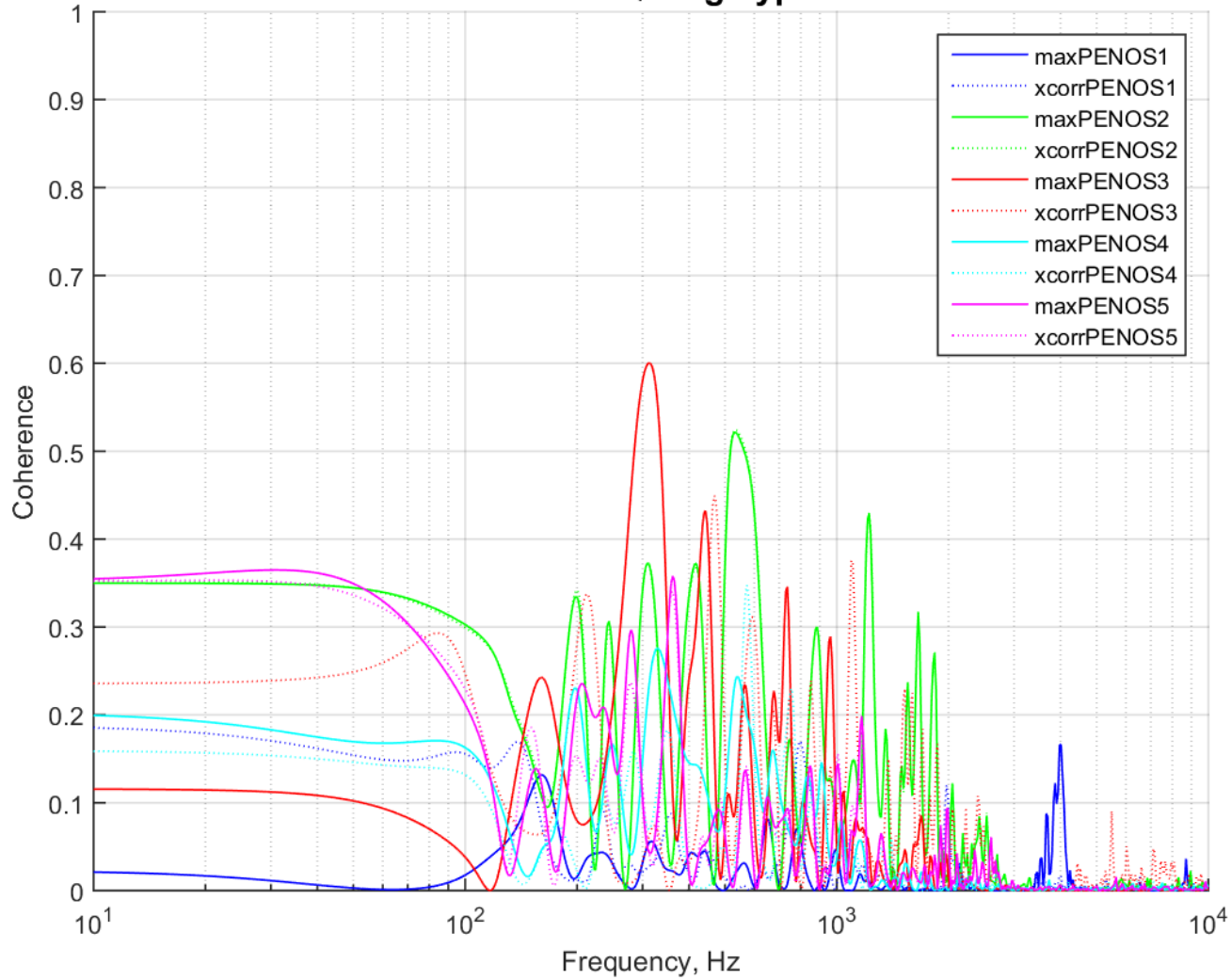


FIGURE 2.583: COHERENCE PEN_OS 1 - 5 15-04-S2-15

Event ID: 15-04-S2-15 NEQ: 2kg Type: Static 20150410

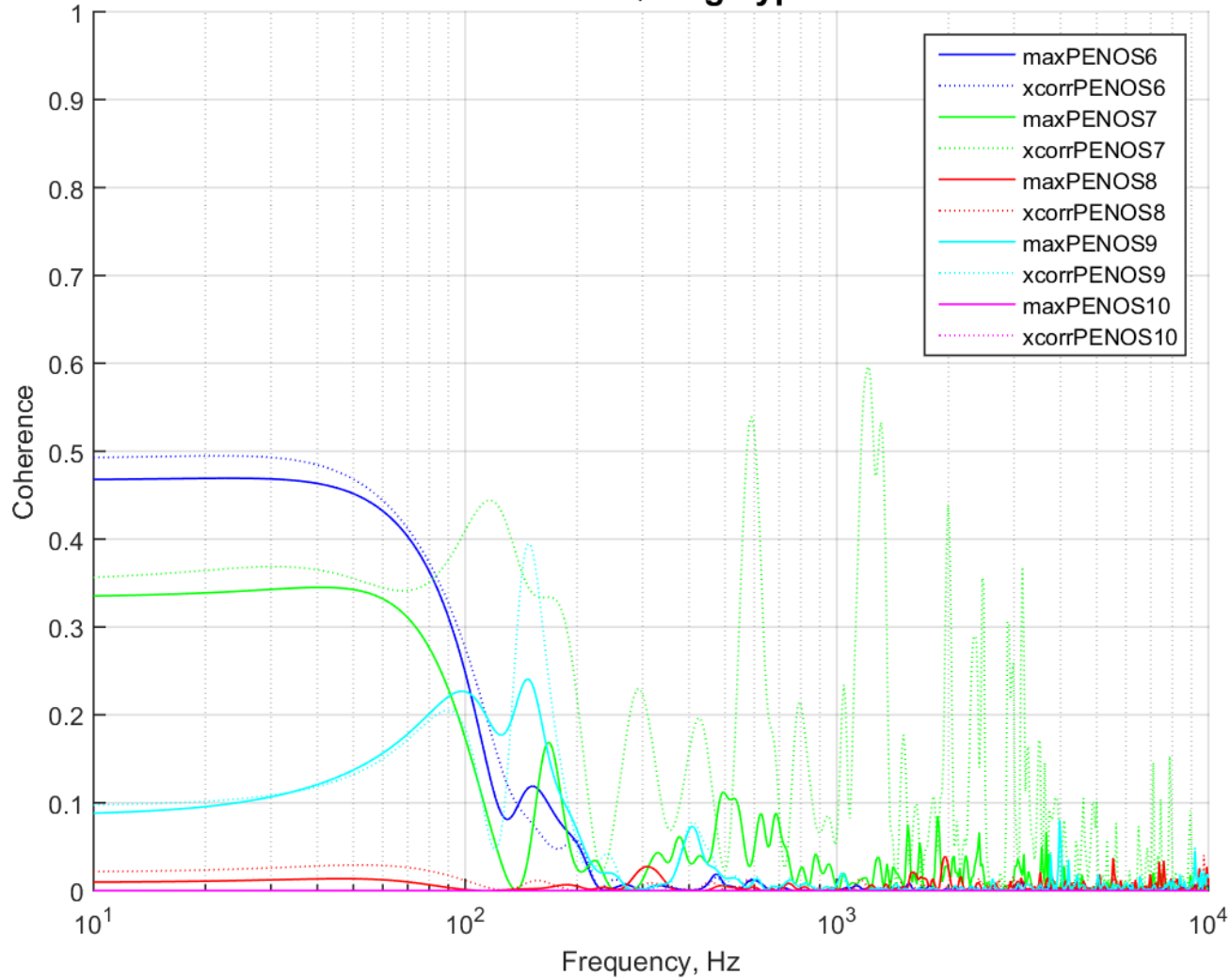


FIGURE 2.584: COHERENCE PEN_OS 6 - 10 15-04-S2-15CTD

Event ID: 15-04-S2-15 NEQ: 2kg Type: Static 20150410

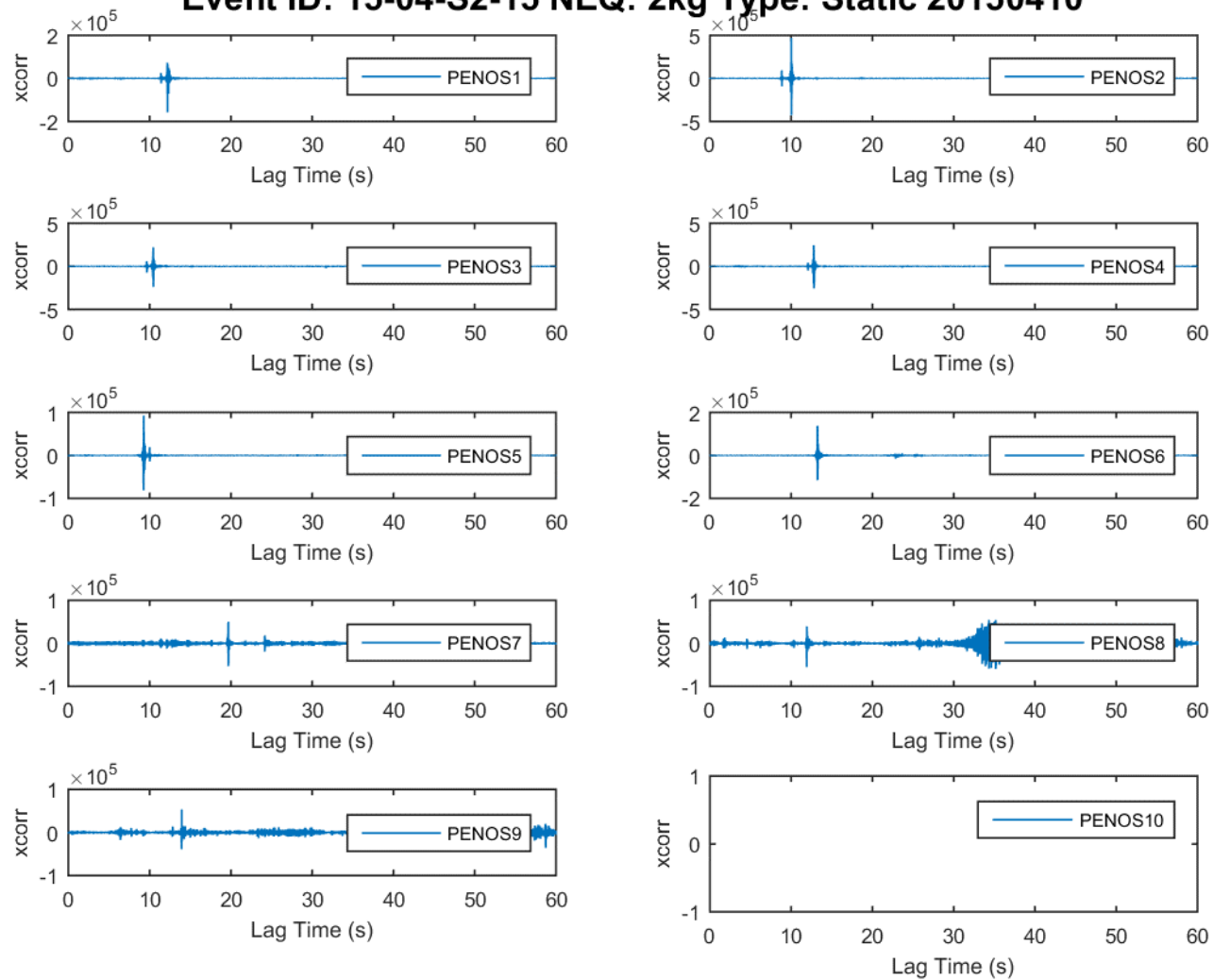


FIGURE 2.585: CROSS CORRELATION PEN_OS 1 - 10 15-04-S2-15

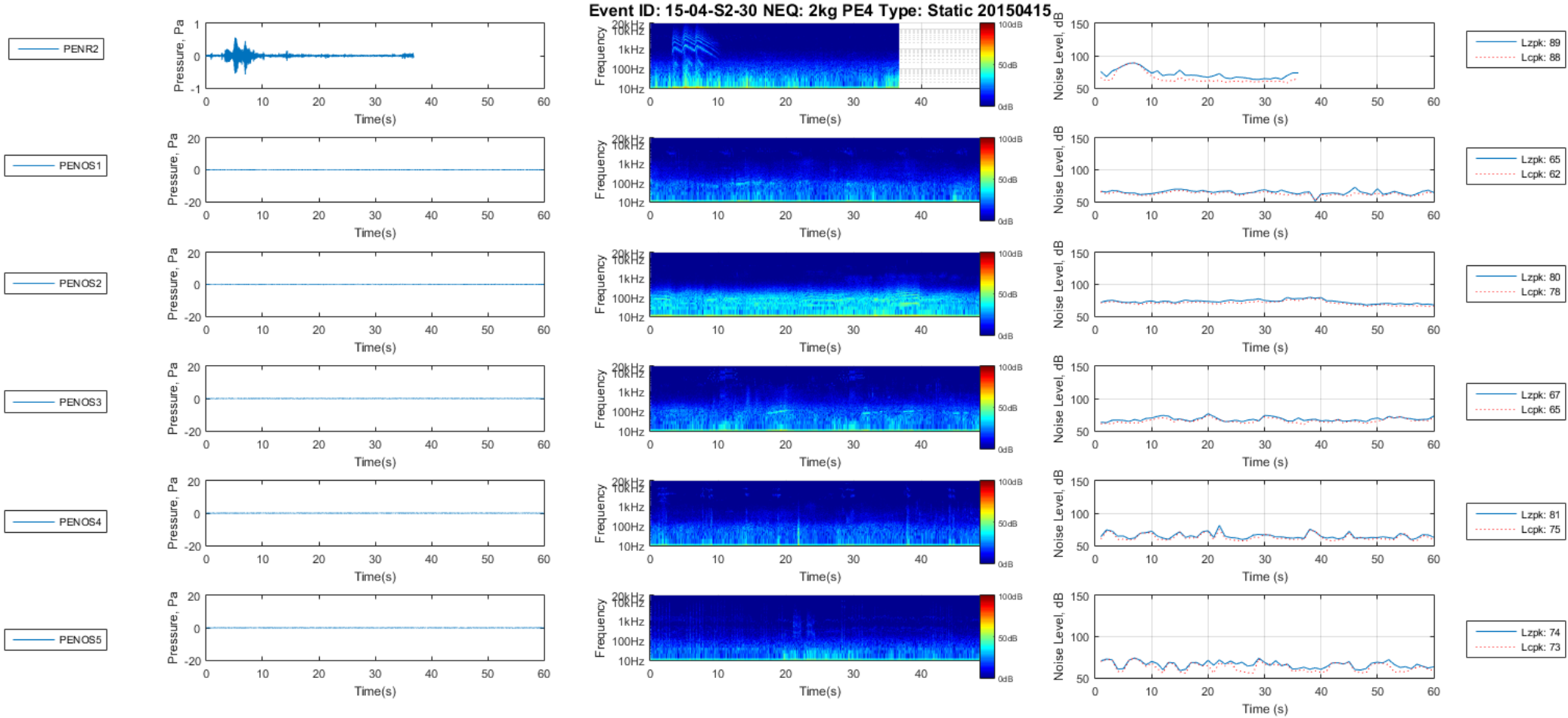


FIGURE 2.586: PEN_OS 1 - 5 15-04-S2-30

Event ID: 15-04-S2-30 NEQ: 2kg PE4 Type: Static 20150415 CTD

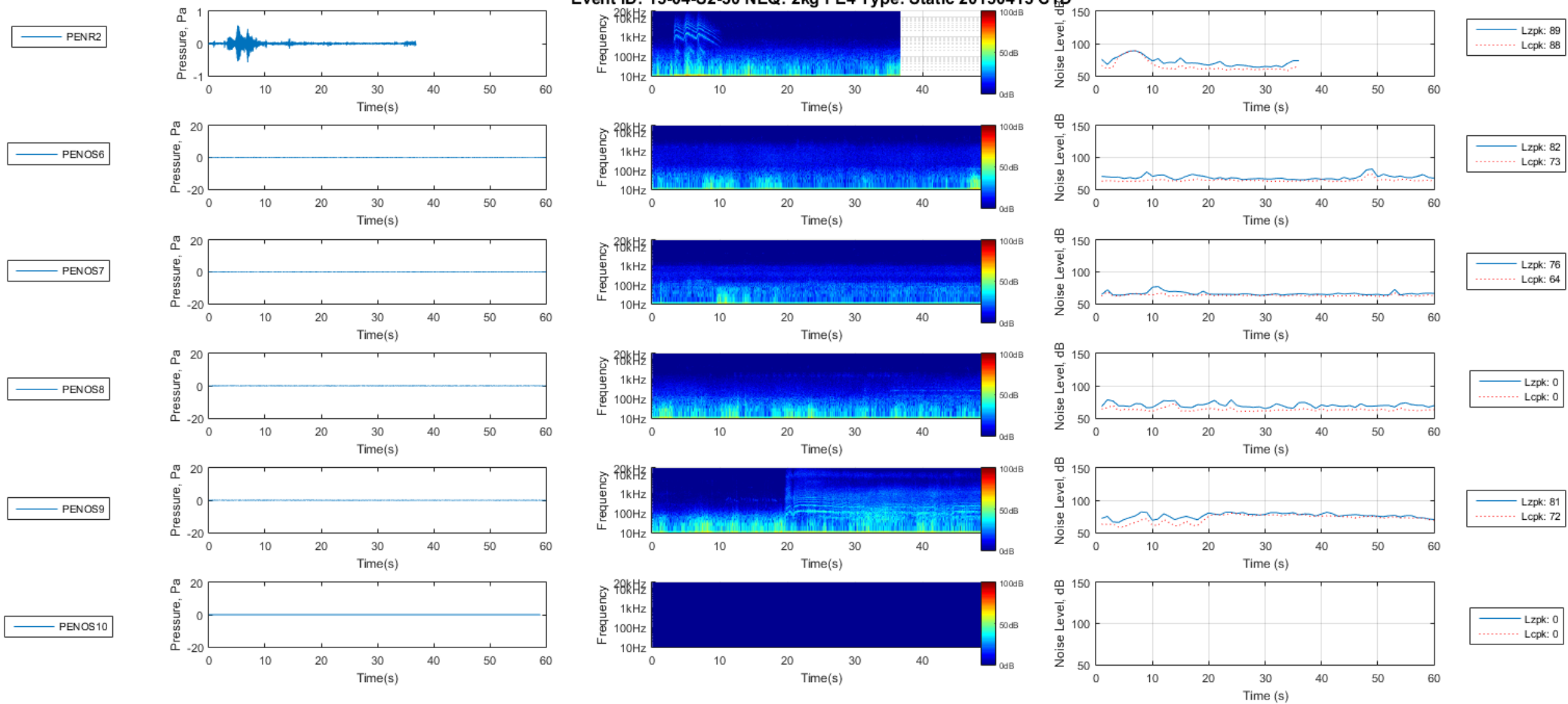


FIGURE 2.587: PEN_OS 6 - 10 15-04-S2-30

Event ID: 15-04-S2-30 NEQ: 2kg PE4 Type: Static 20150415

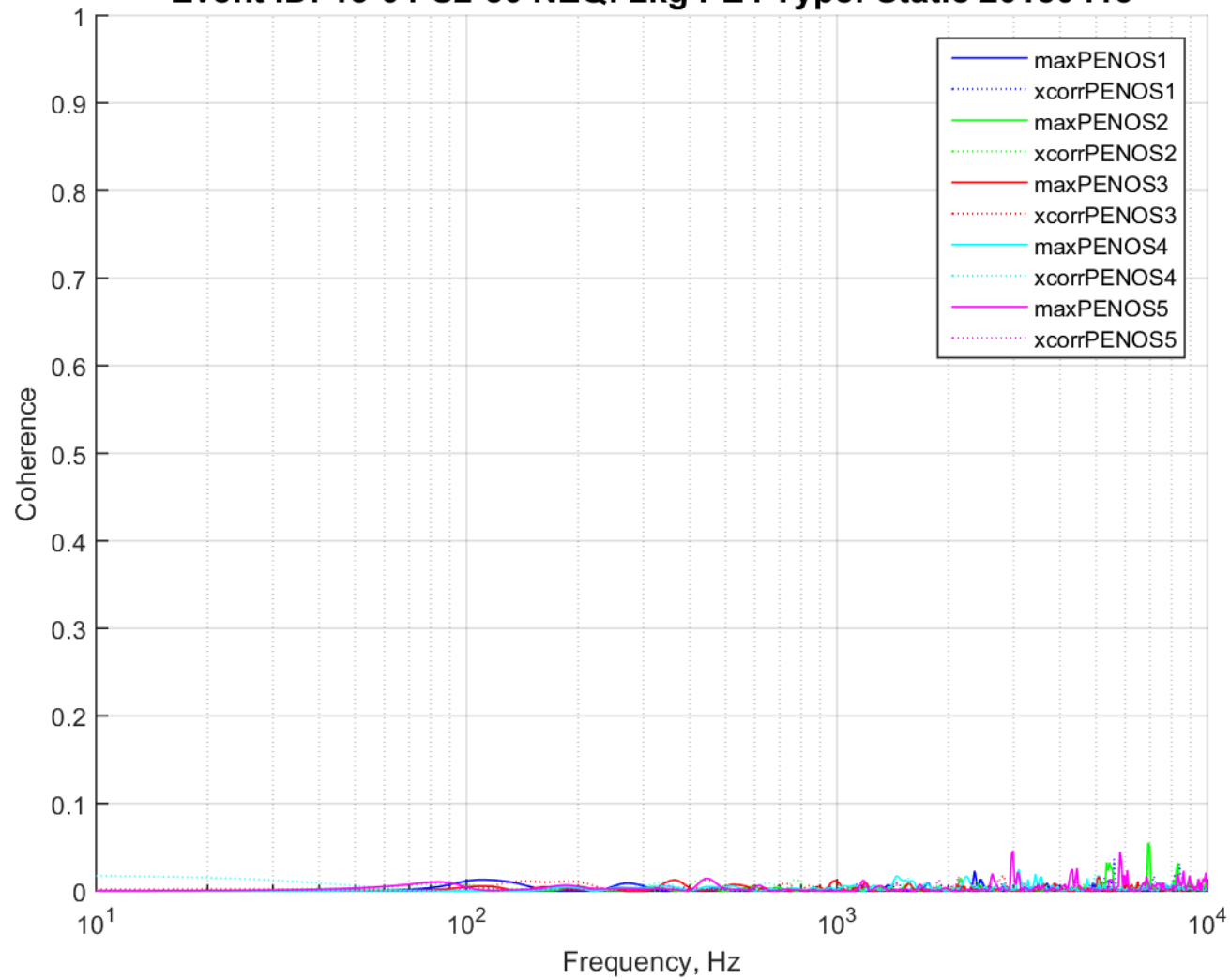


FIGURE 2.588: COHERENCE PEN_OS 1 - 5 15-04-S2-30

Event ID: 15-04-S2-30 NEQ: 2kg PE4 Type: Static 20150415

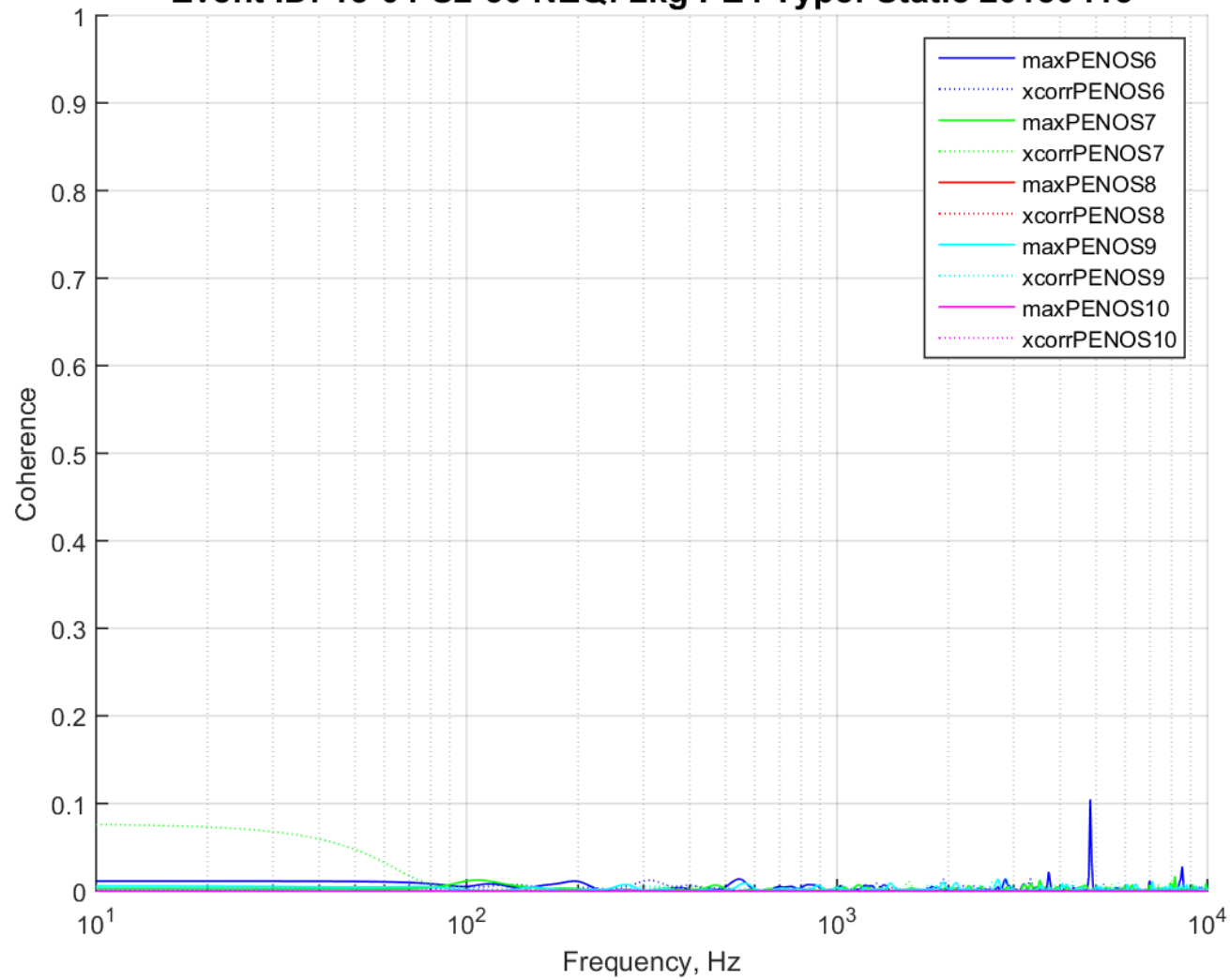


FIGURE 2.589: COHERENCE PEN_OS 6 - 10 15-04-S2-30CTD

Event ID: 15-04-S2-30 NEQ: 2kg PE4 Type: Static 20150415

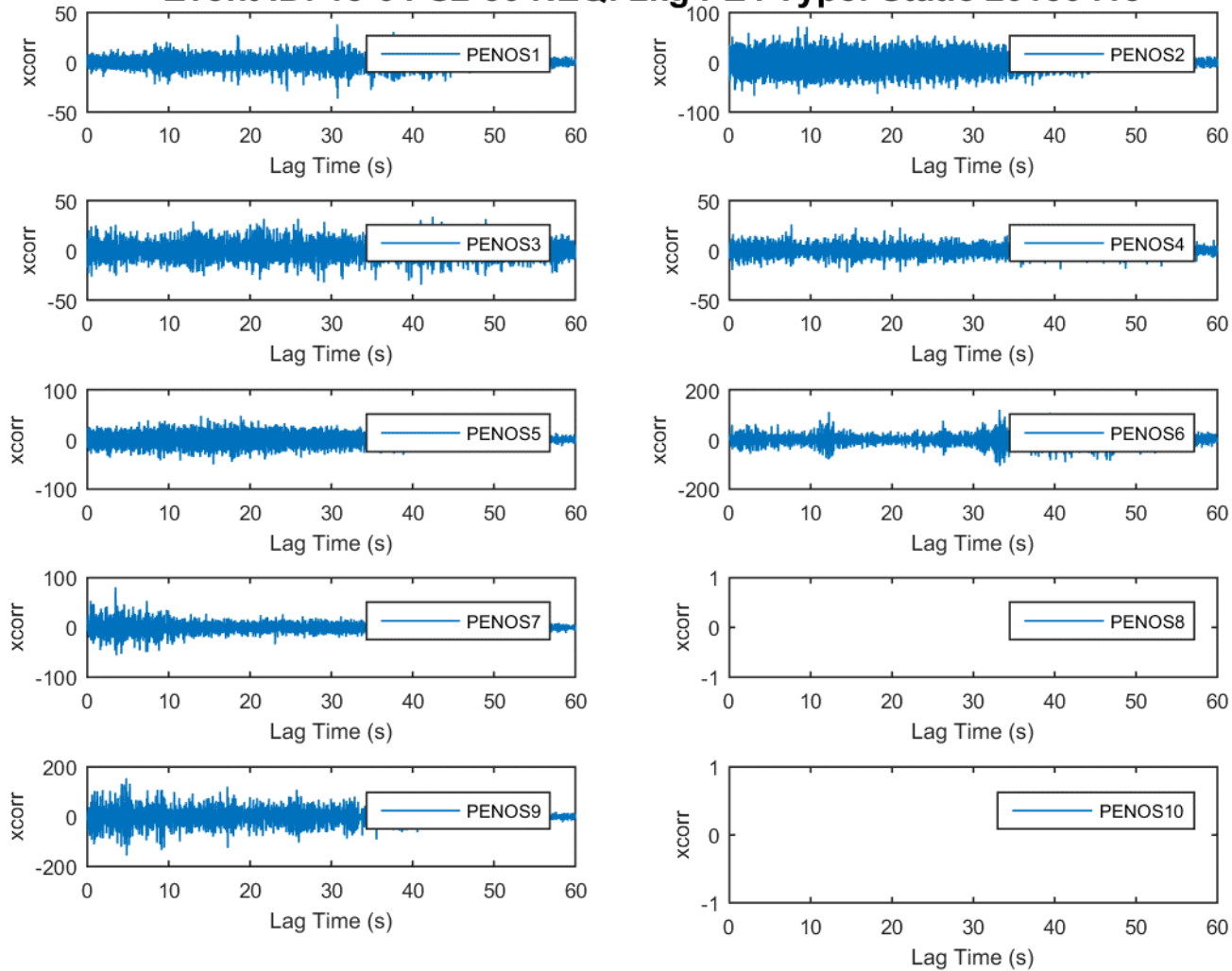


FIGURE 2.590: CROSS CORRELATION PEN_OS 1 - 10 15-04-S2-30

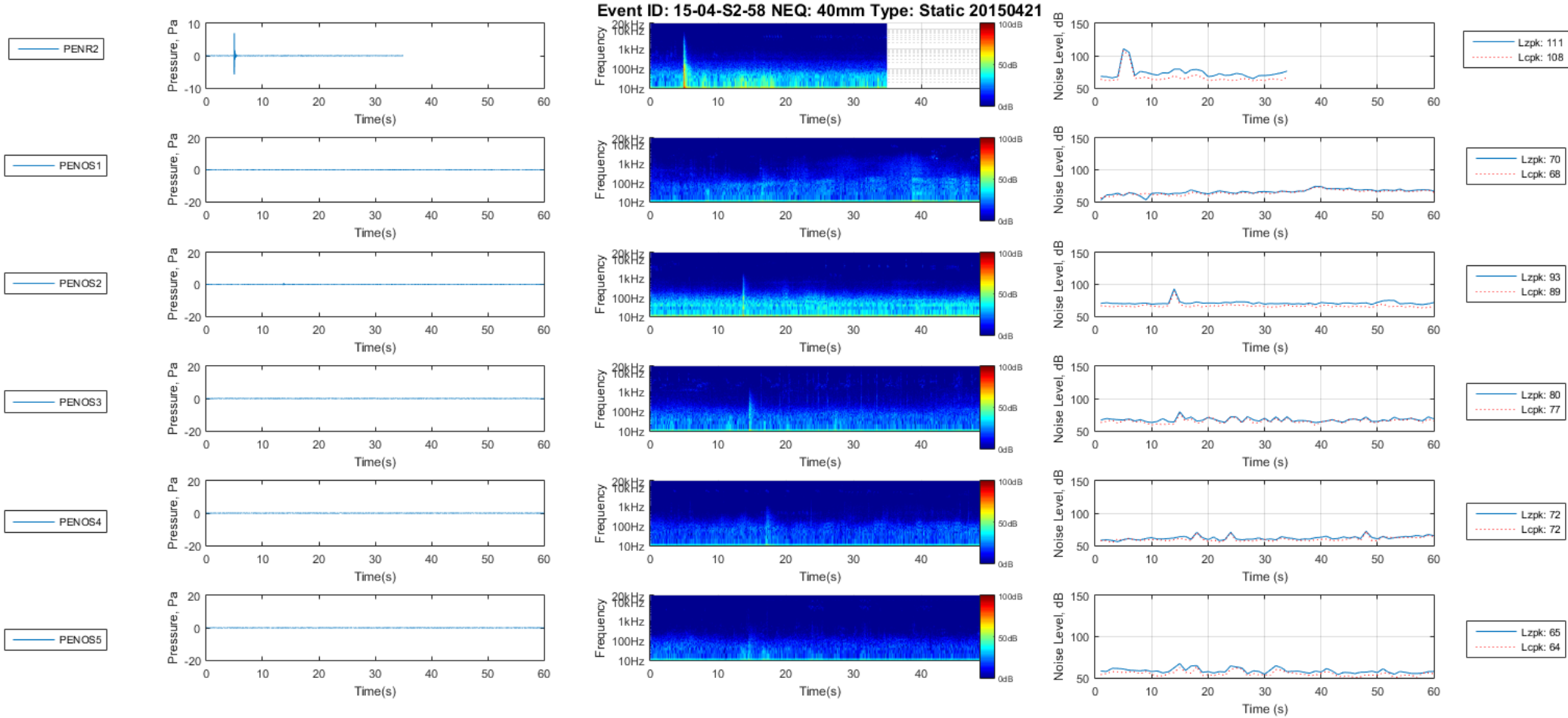


FIGURE 2.591: PEN_OS 1 - 5 15-04-S2-58

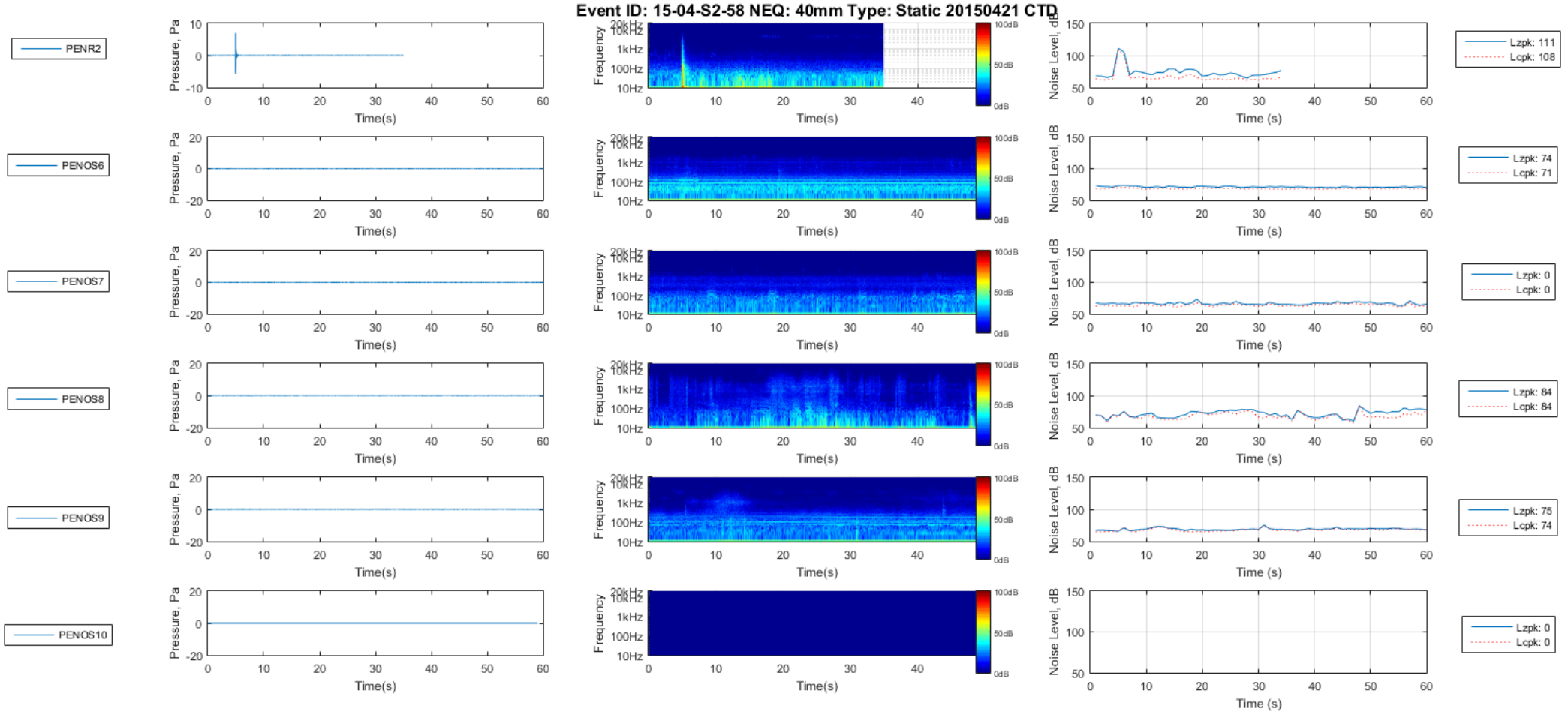


FIGURE 2.592: PEN_OS 6 - 10 15-04-S2-58

Event ID: 15-04-S2-58 NEQ: 40mm Type: Static 20150421

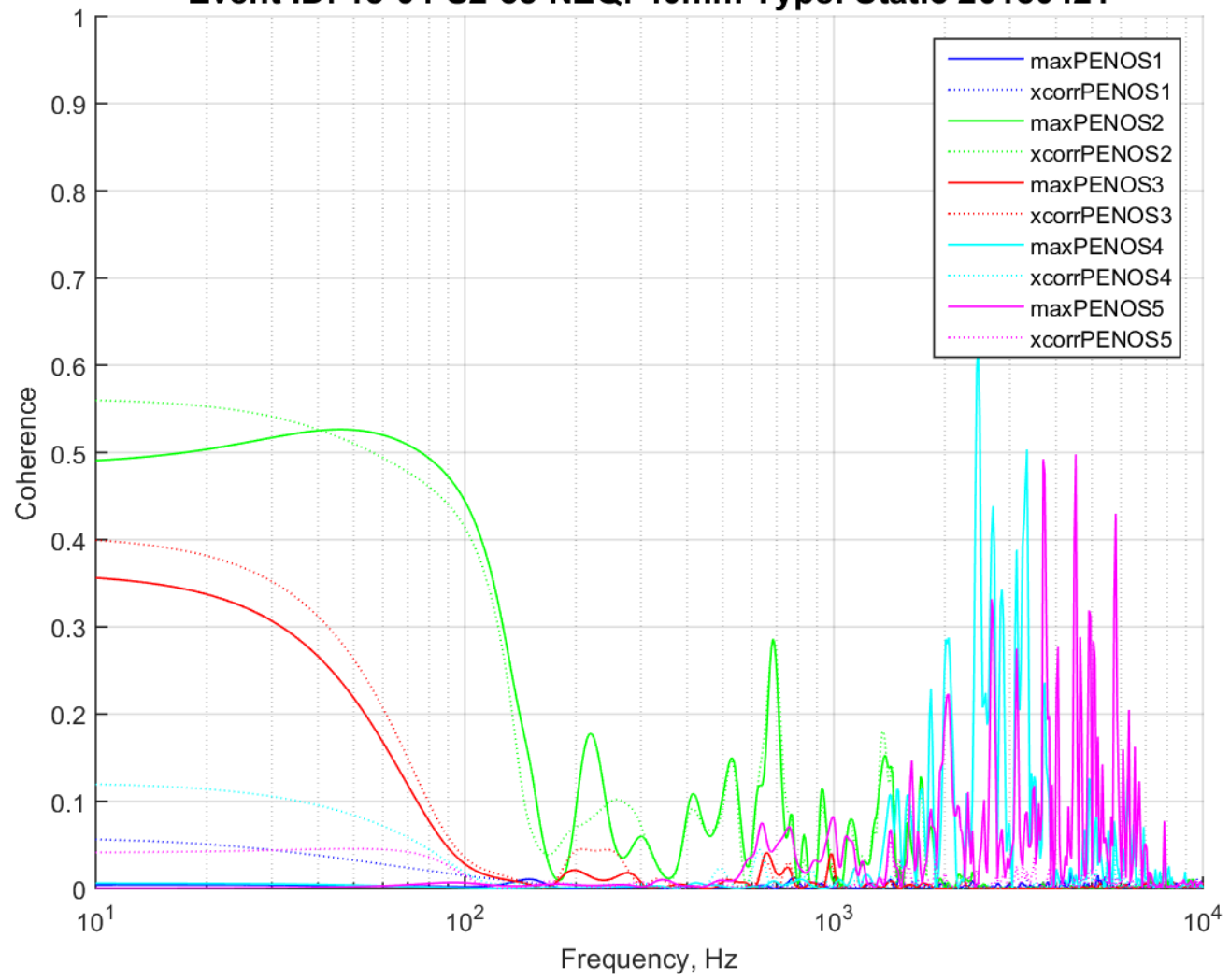


FIGURE 2.593: COHERENCE PEN_OS 1 - 5 15-04-S2-58

Event ID: 15-04-S2-58 NEQ: 40mm Type: Static 20150421

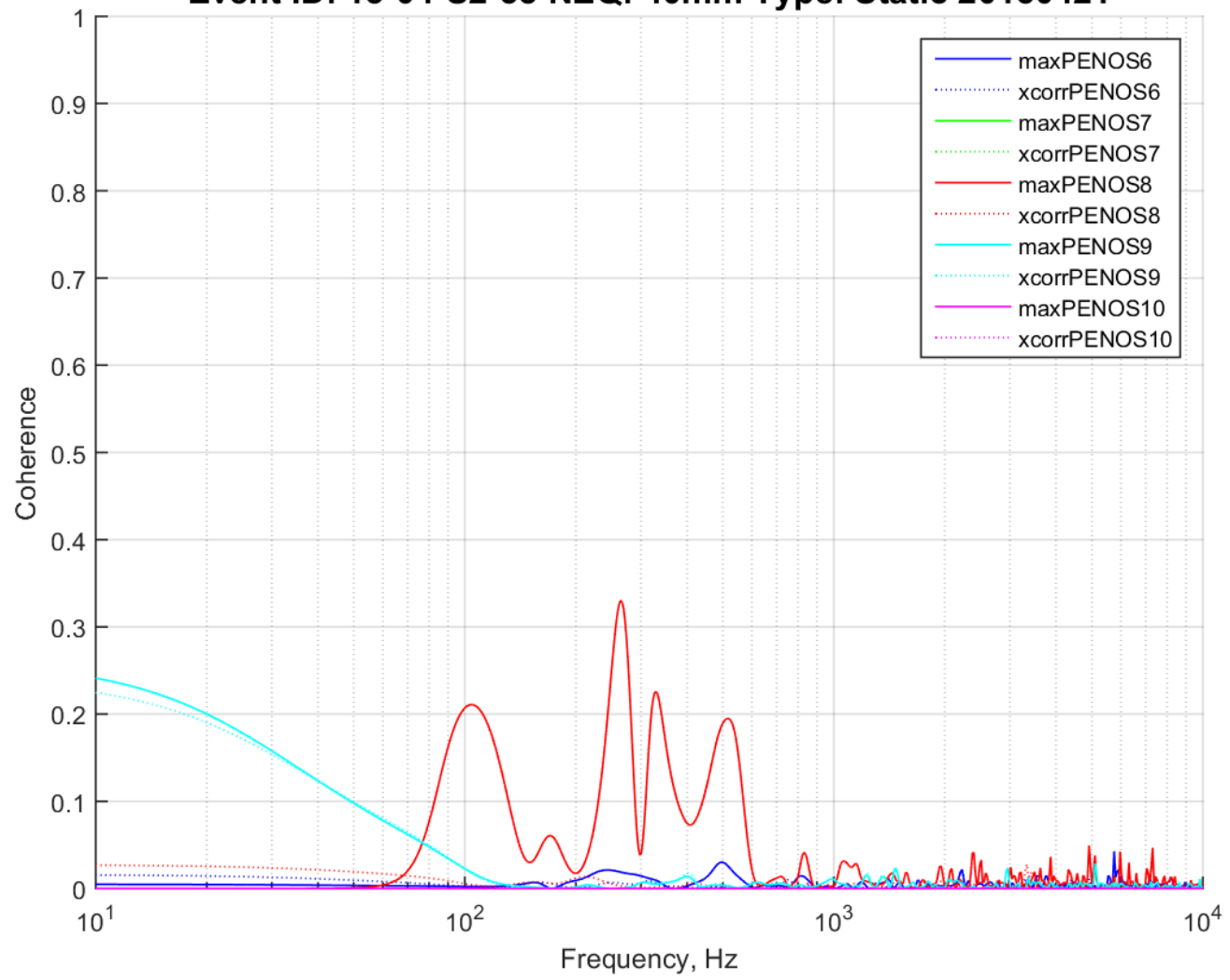


FIGURE 2.594: COHERENCE PEN_OS 6 - 10 15-04-S2-58CTD

Event ID: 15-04-S2-58 NEQ: 40mm Type: Static 20150421

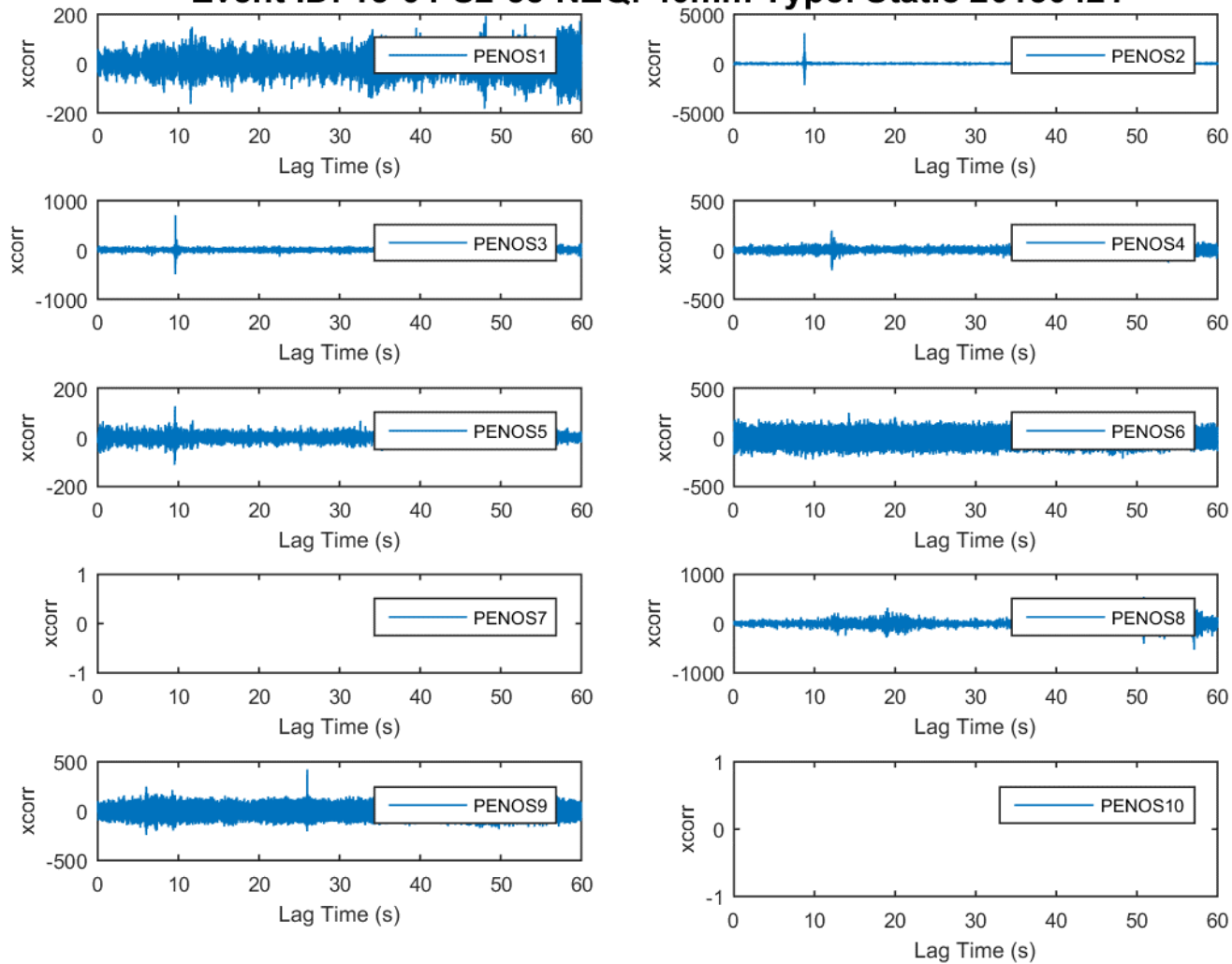
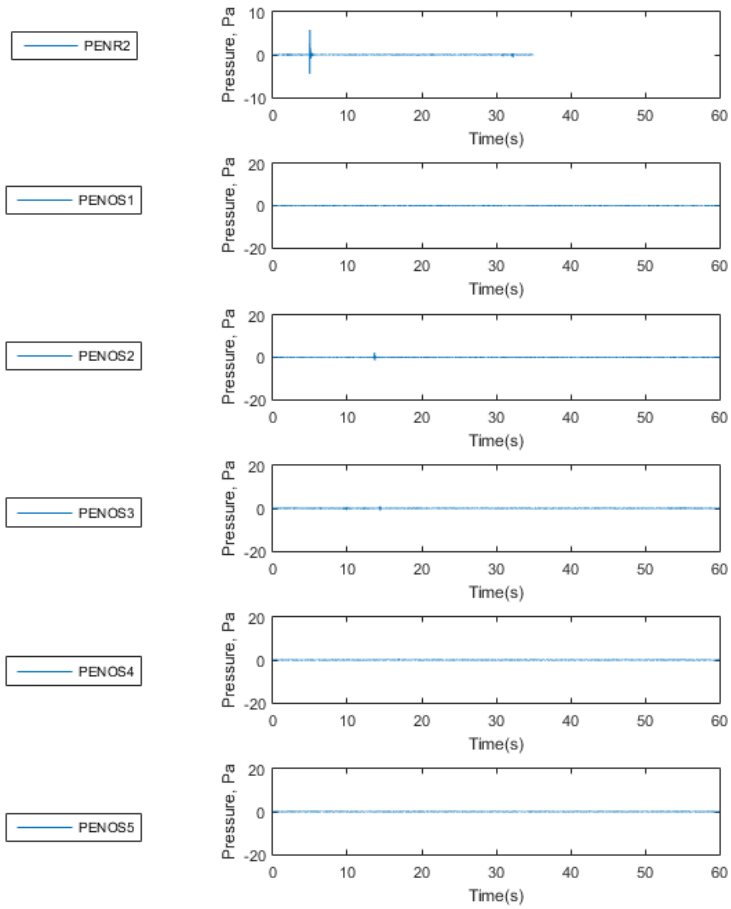


FIGURE 2.595: CROSS CORRELATION PEN_OS 1 - 10 15-04-S2-58



Event ID: 15-04-S2-65 NEQ: 1kg Type: Static 20150422

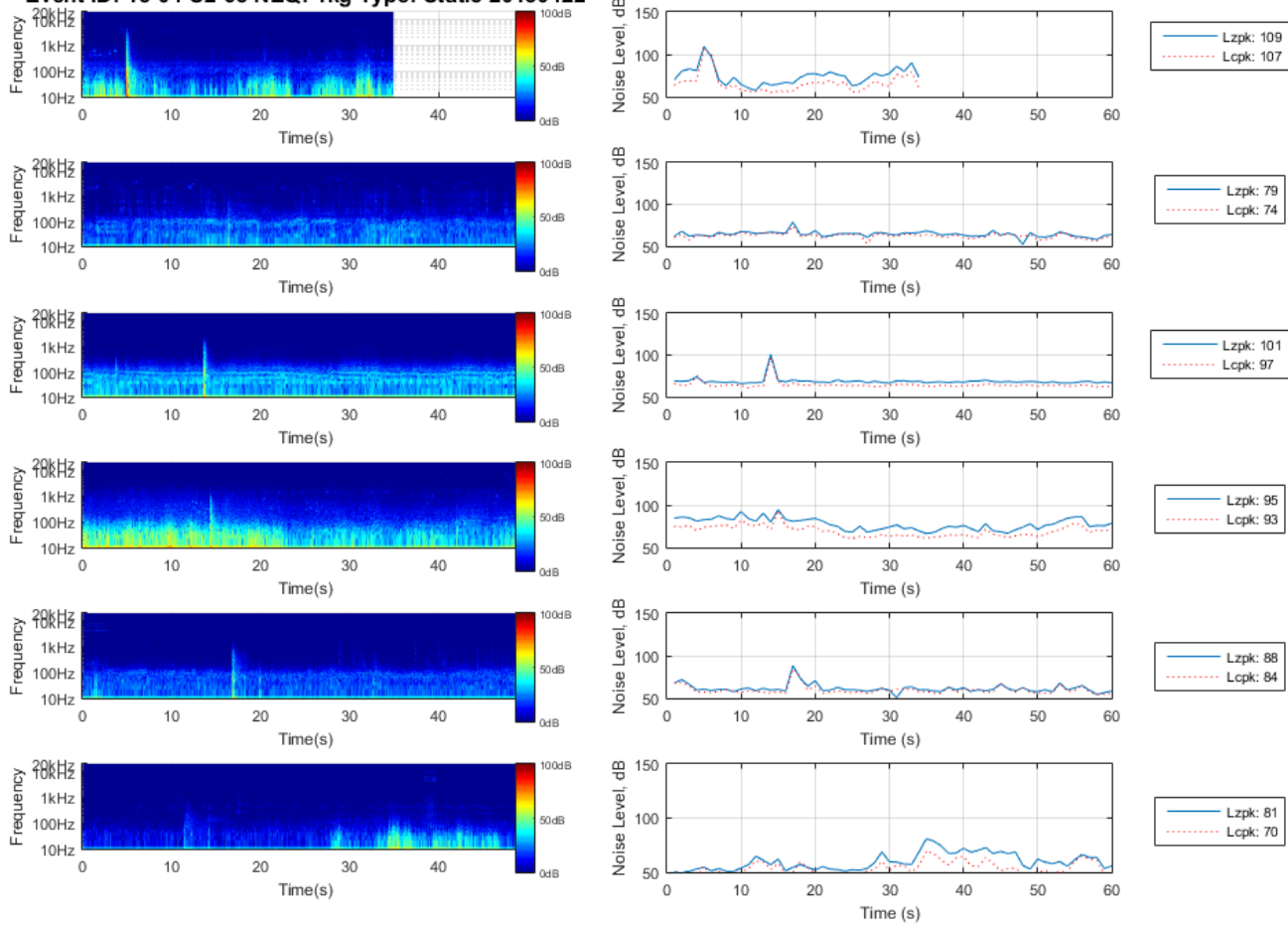
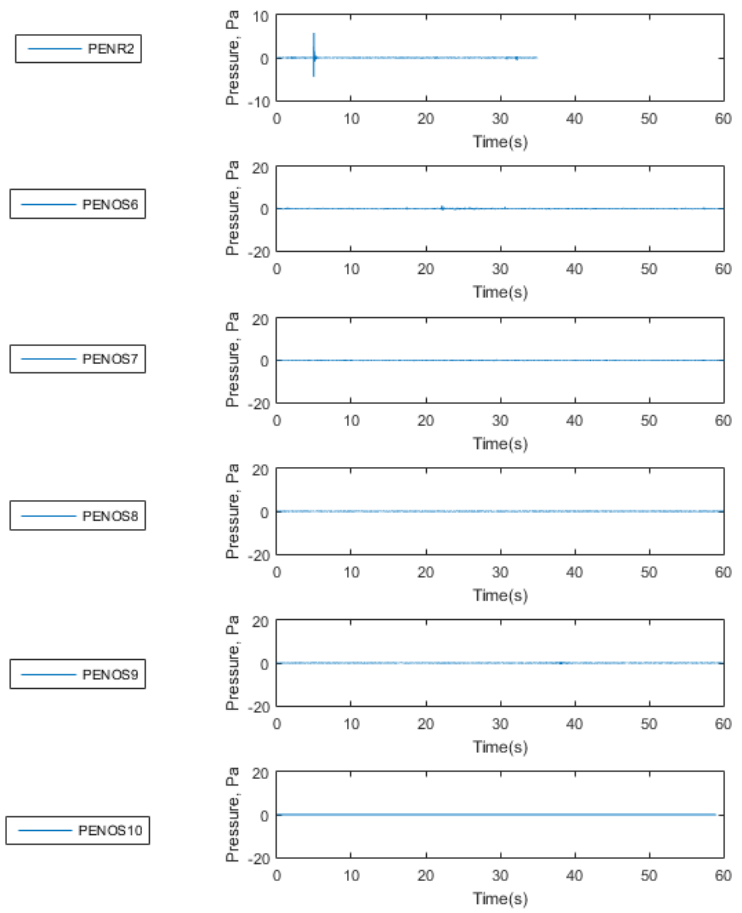


FIGURE 2.596: PEN_OS 1 - 5 15-04-S2-65



Event ID: 15-04-S2-65 NEQ: 1kg Type: Static 20150422 CTD

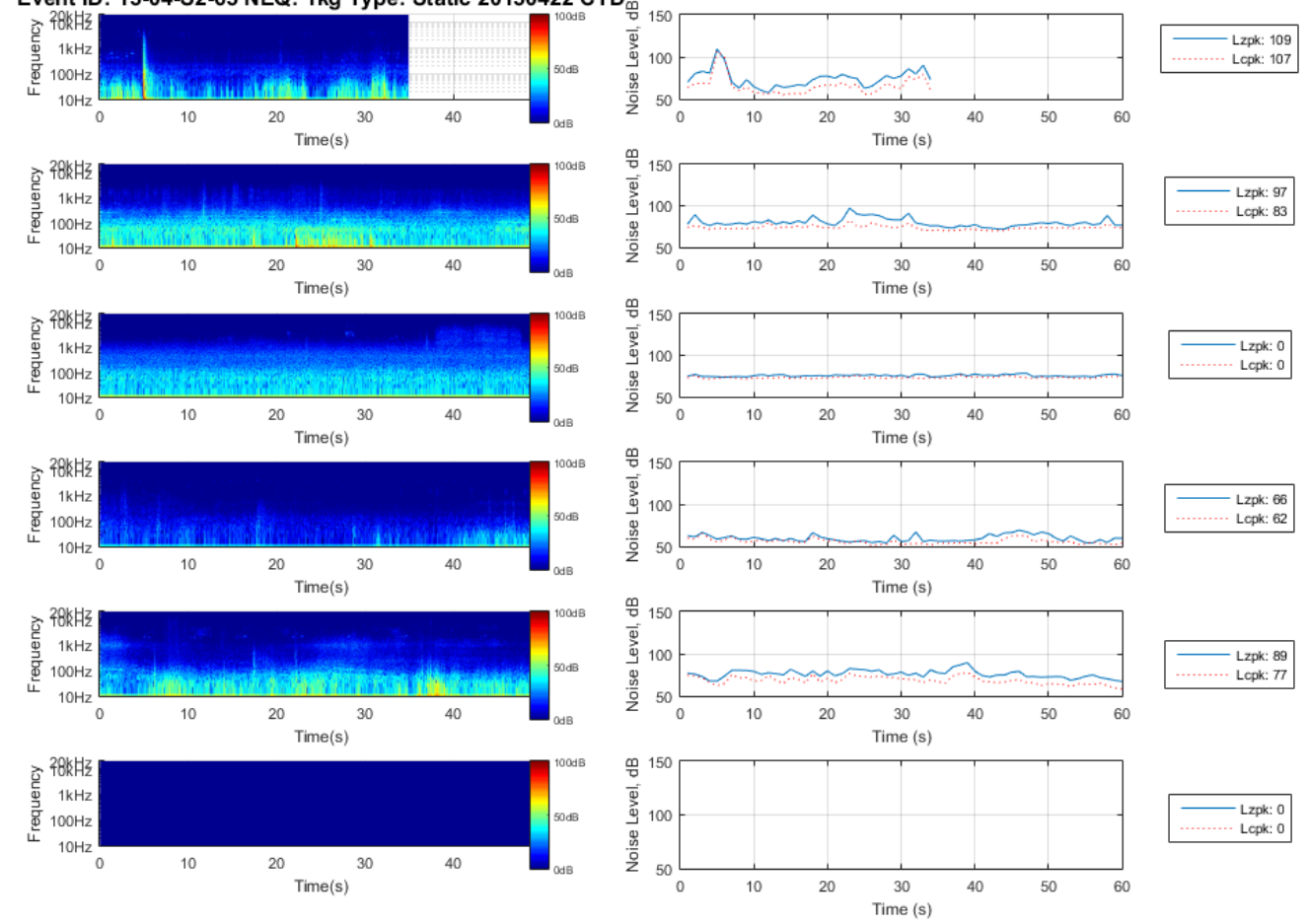


FIGURE 2.597: PEN_OS 6 - 10 15-04-S2-65

Event ID: 15-04-S2-65 NEQ: 1kg Type: Static 20150422

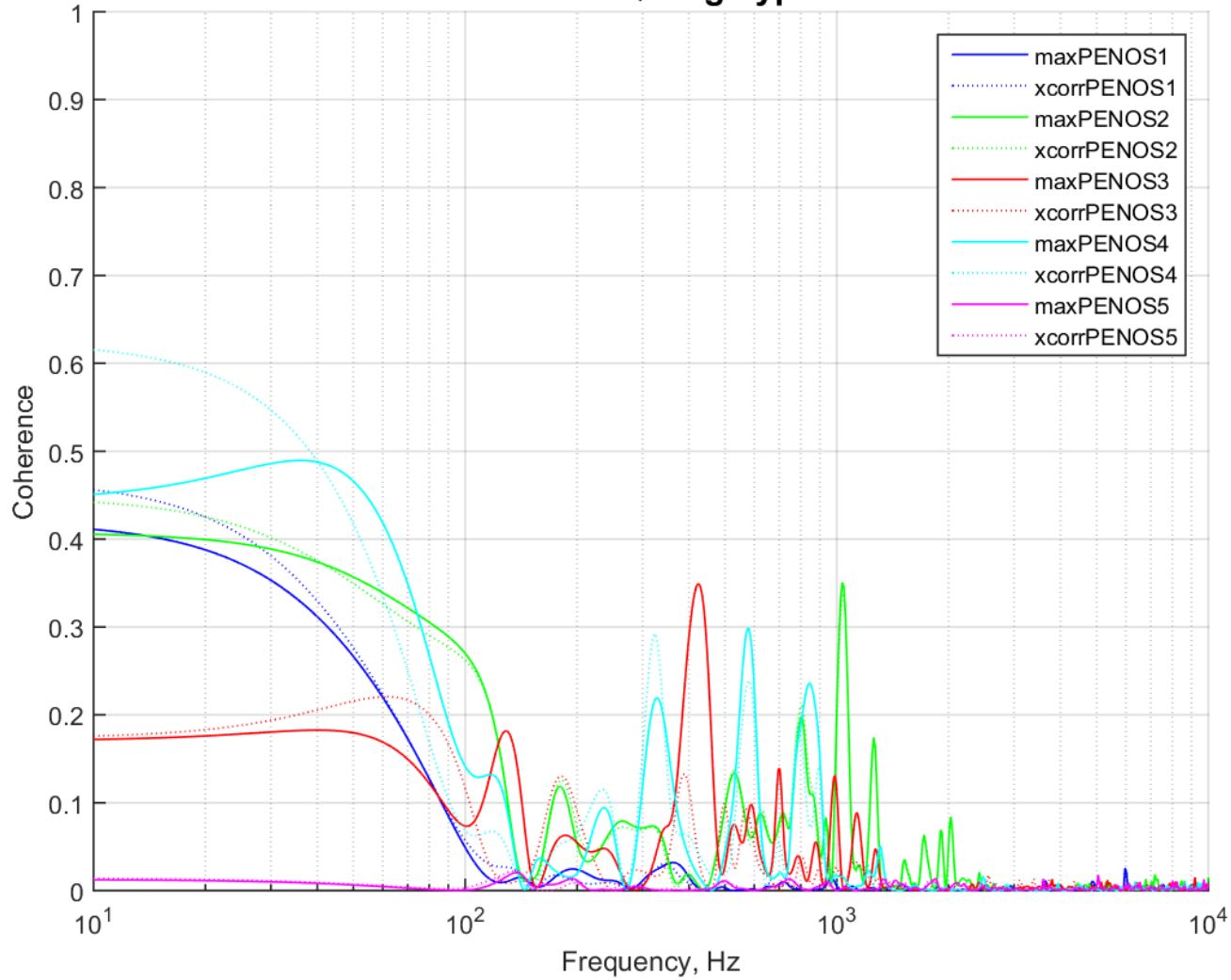


FIGURE 2.598: COHERENCE PEN_OS 1 - 5 15-04-S2-65

Event ID: 15-04-S2-65 NEQ: 1kg Type: Static 20150422

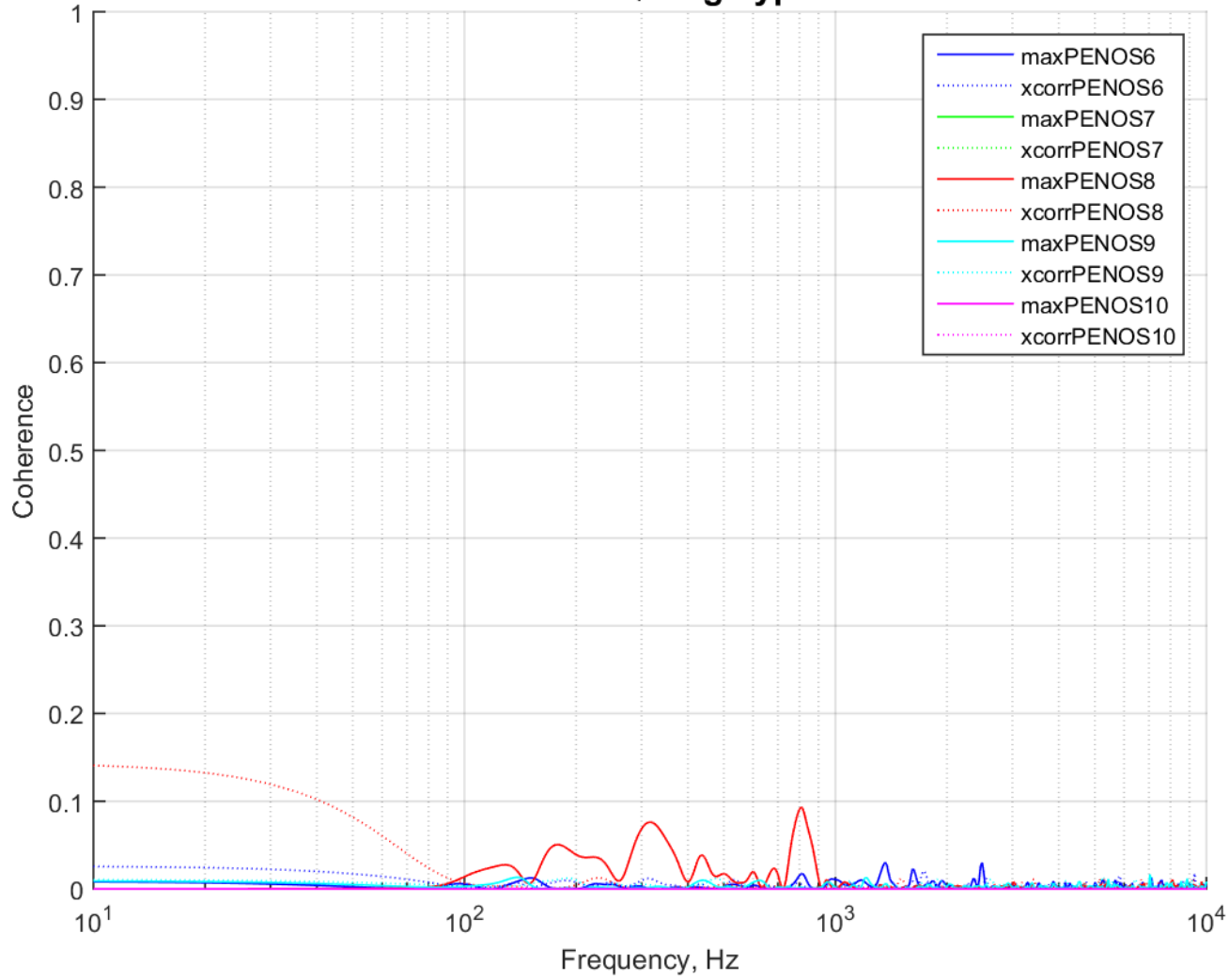


FIGURE 2.599: COHERENCE PEN_OS 6 - 10 15-04-S2-65CTD

Event ID: 15-04-S2-65 NEQ: 1kg Type: Static 20150422

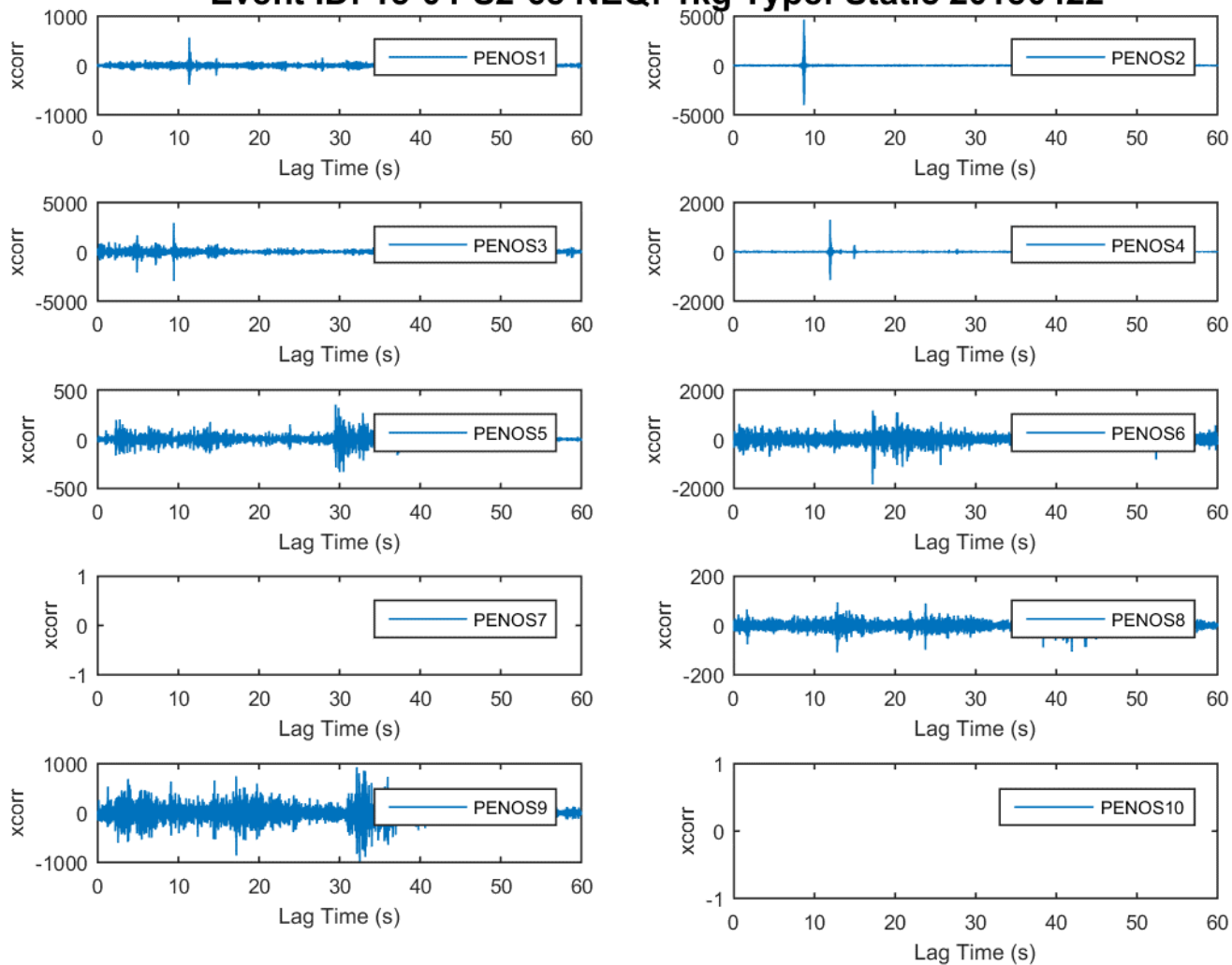


FIGURE 2.600: CROSS CORRELATION PEN_OS 1 - 10 15-04-S2-65

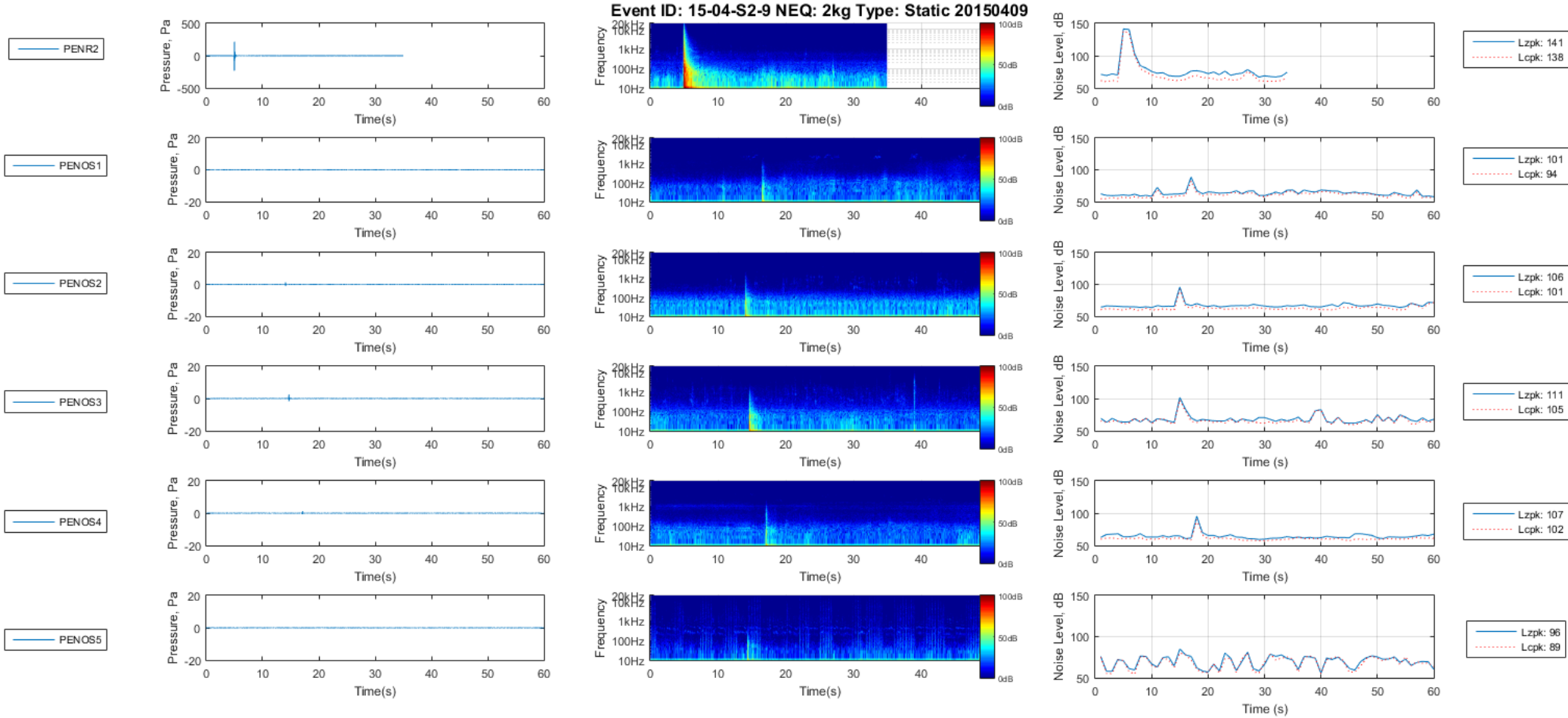
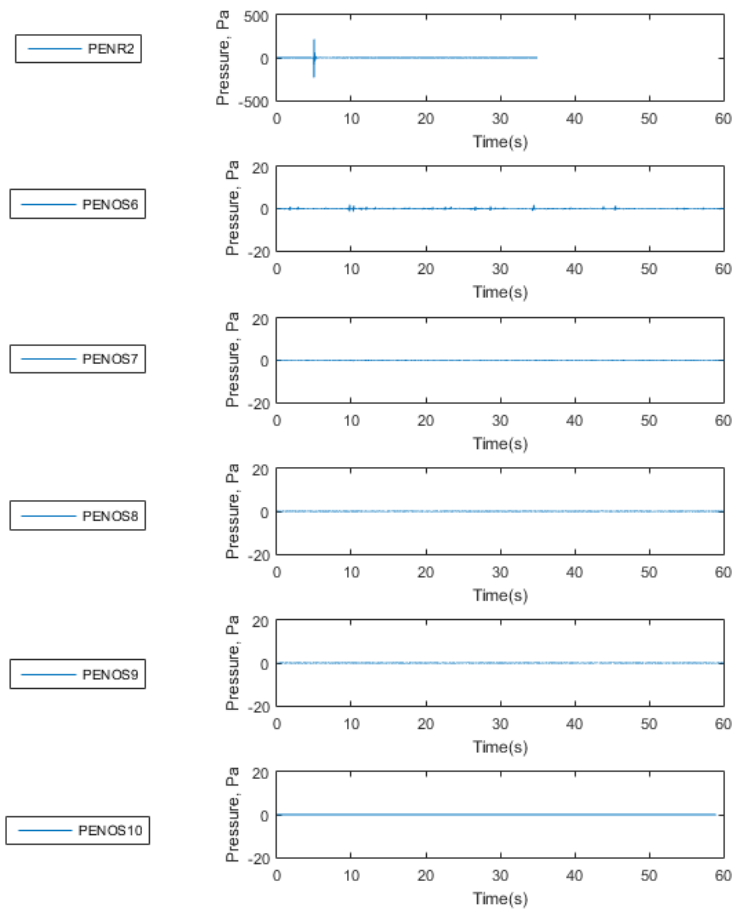


FIGURE 2.601: PEN_OS 1 - 5 15-04-S2-9



Event ID: 15-04-S2-9 NEQ: 2kg Type: Static 20150409 CTD

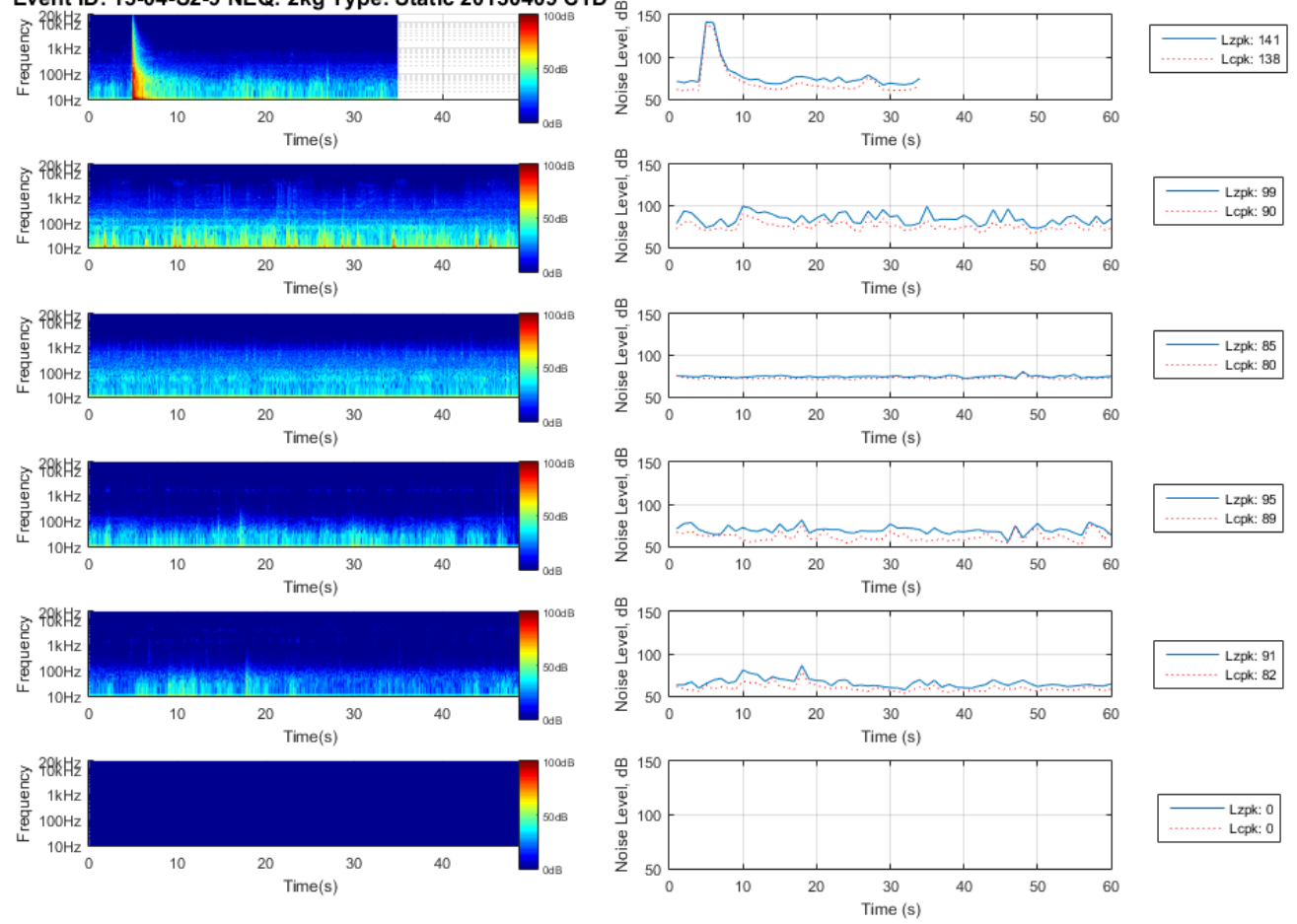


FIGURE 2.602: PEN_OS 6 - 10 15-04-S2-9

Event ID: 15-04-S2-9 NEQ: 2kg Type: Static 20150409

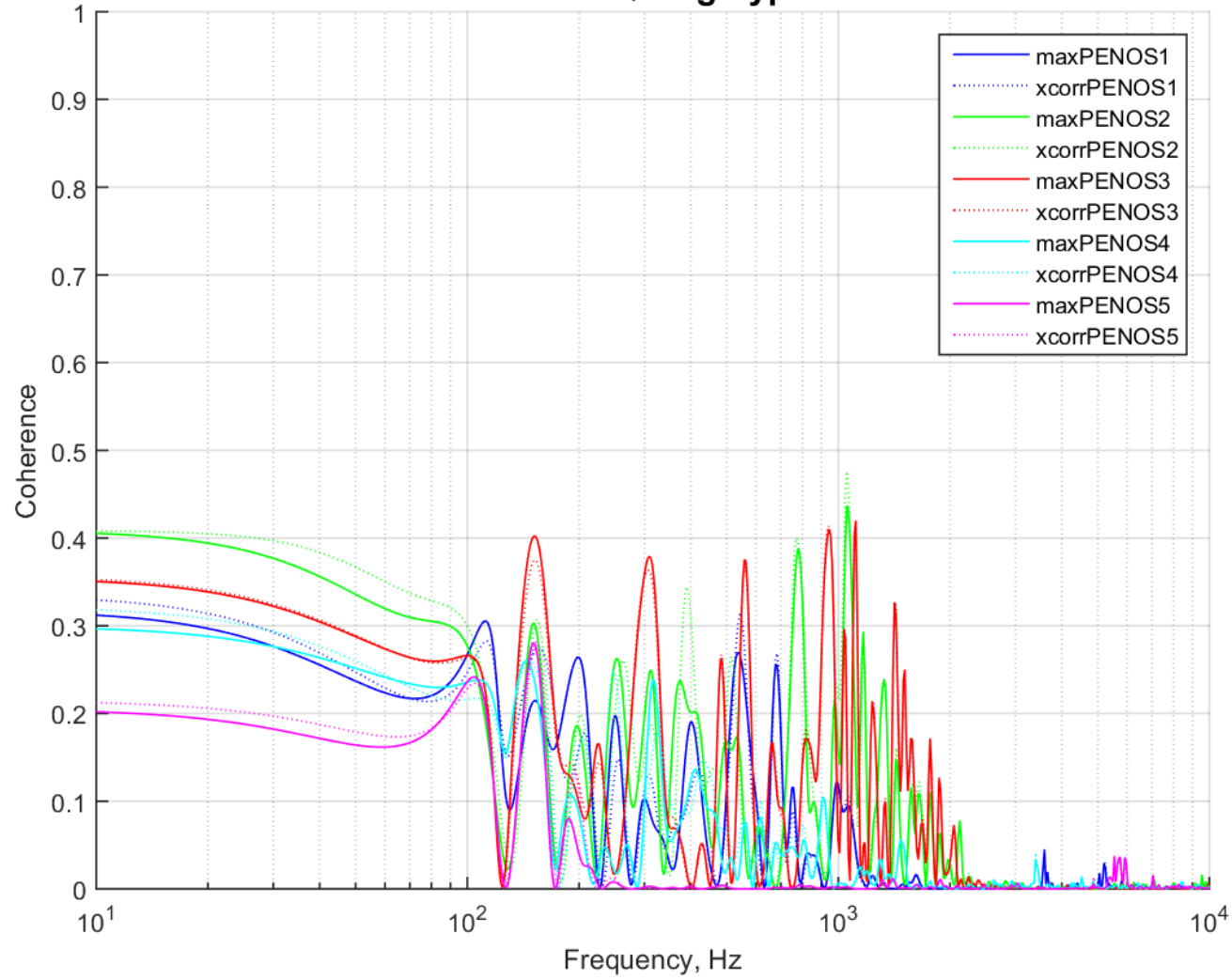


FIGURE 2.603: COHERENCE PEN_OS 1 - 5 15-04-S2-9

Event ID: 15-04-S2-9 NEQ: 2kg Type: Static 20150409

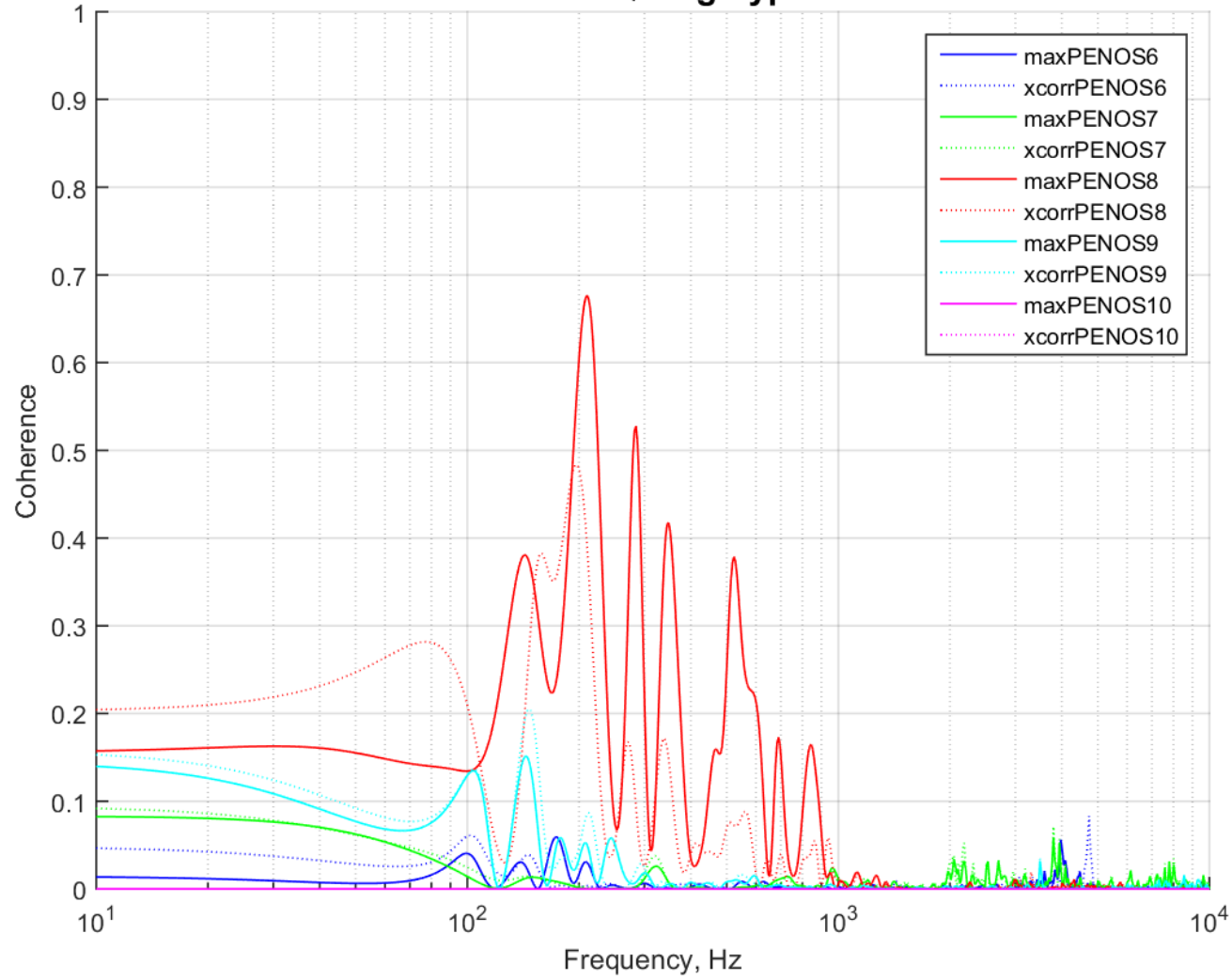


FIGURE 2.604: COHERENCE PEN_OS 6 - 10 15-04-S2-9CTD

Event ID: 15-04-S2-9 NEQ: 2kg Type: Static 20150409

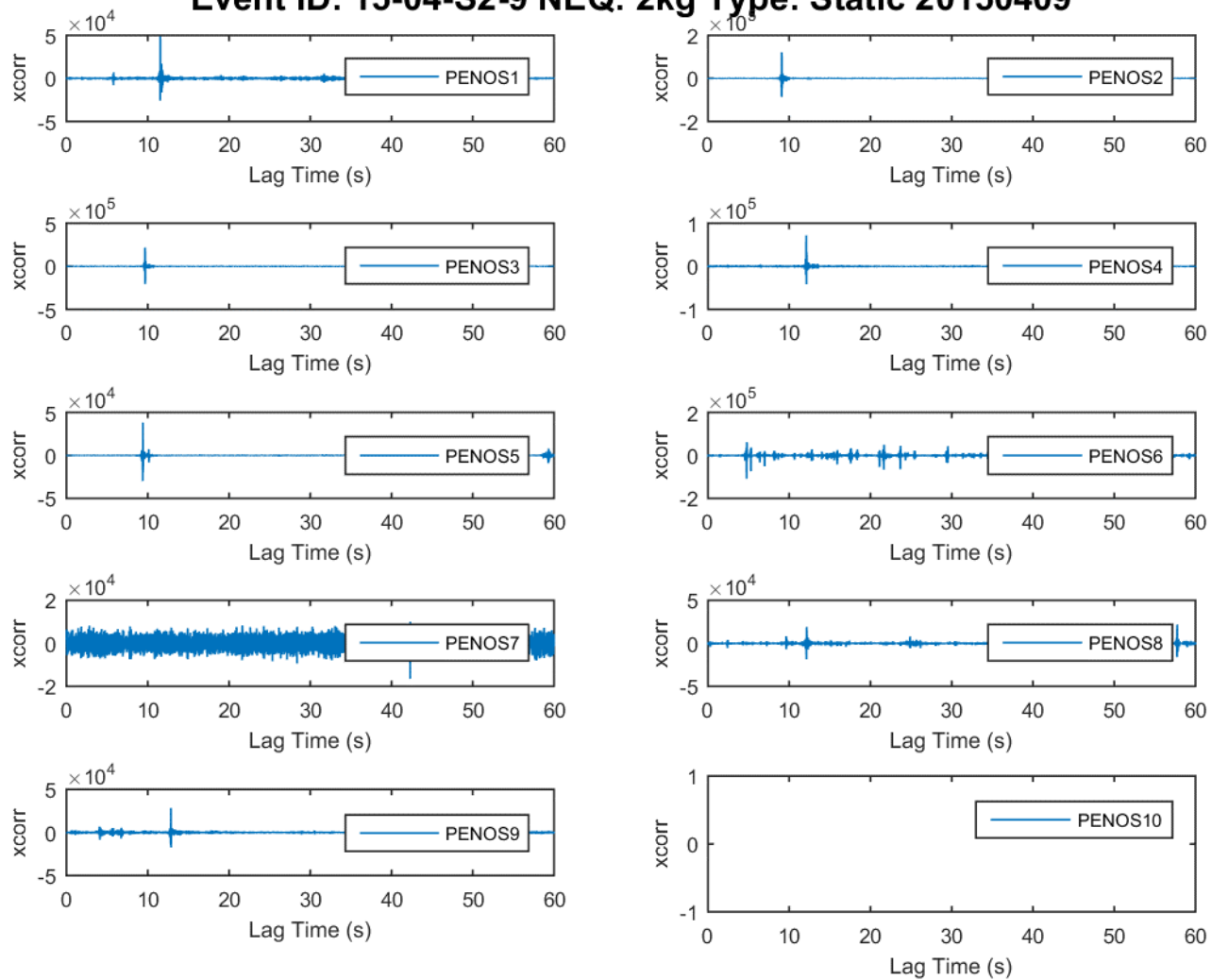


FIGURE 2.605: CROSS CORRELATION PEN_OS 1 - 10 15-04-S2-9

VOLUME 3: TECHNICAL APPENDICES - RESULTS
**CHAPTER 3: FULL MONITORING RESULTS - GROUNDBORNE
VIBRATION**

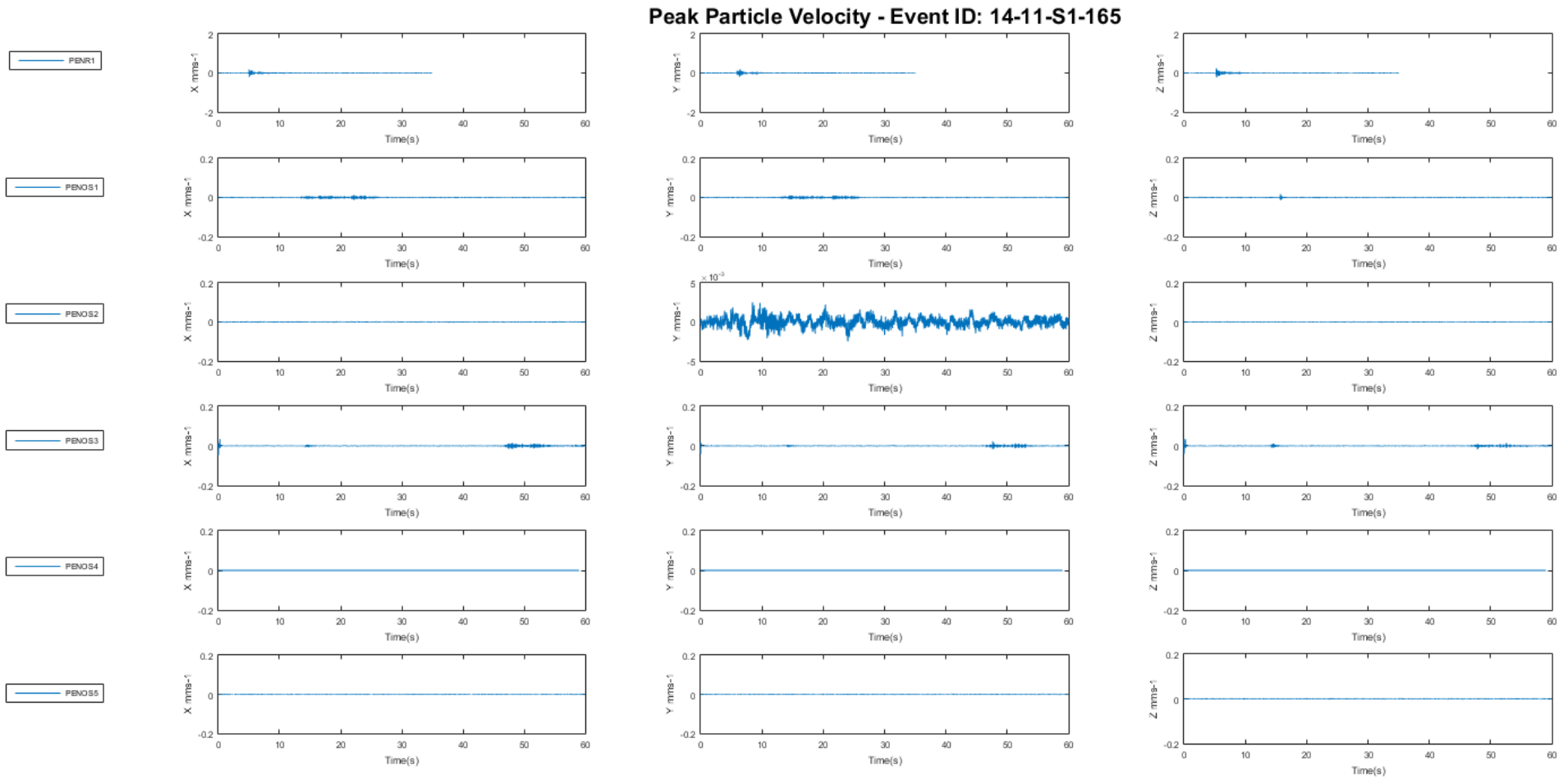


FIGURE 3.1: PEN_OS 1 - 5 14-11-S1-165

Peak Particle Velocity - Event ID: 14-11-S1-165

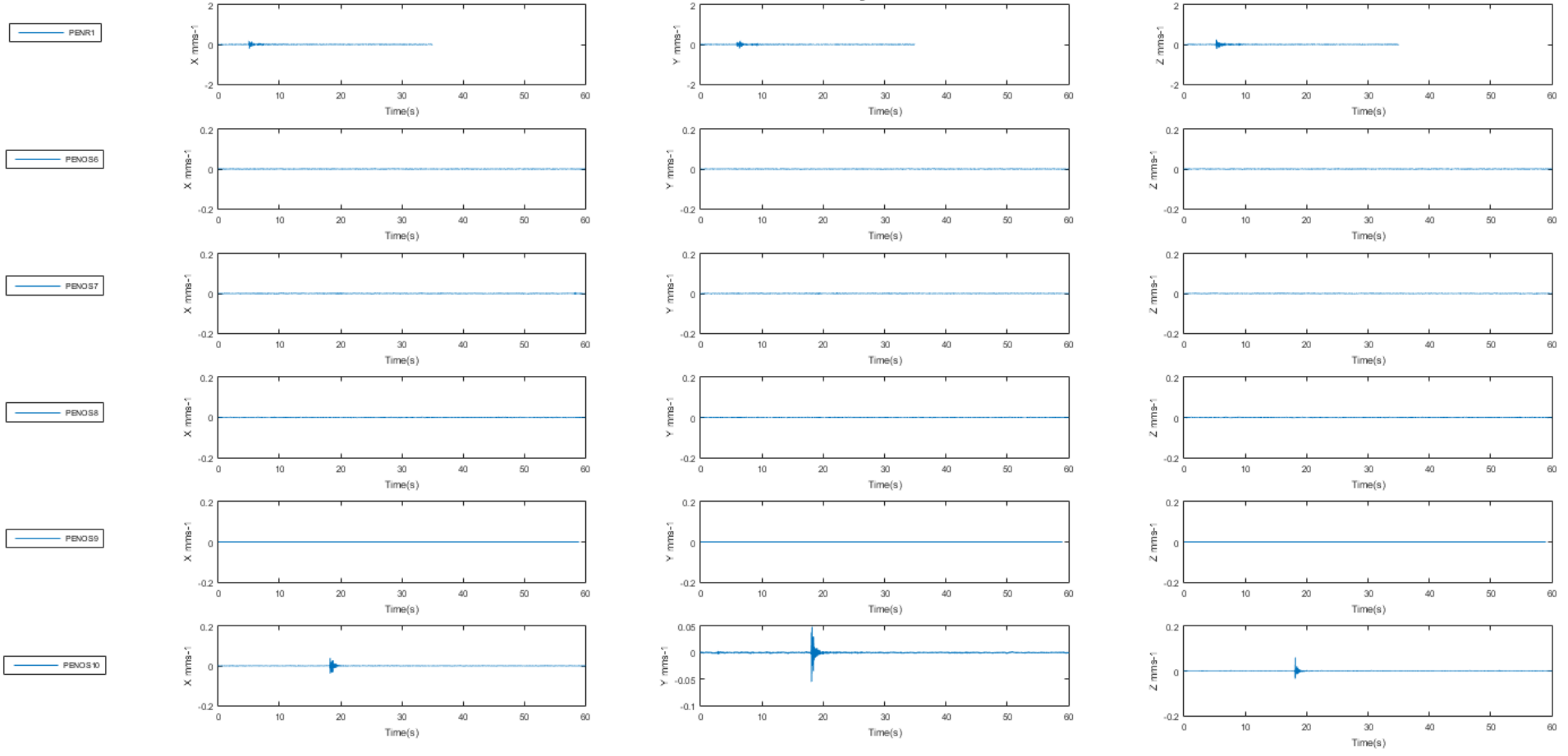


FIGURE 3.2: PEN_OS 6 - 10 14-11-S1-165

Event ID: 14-11-S1-165

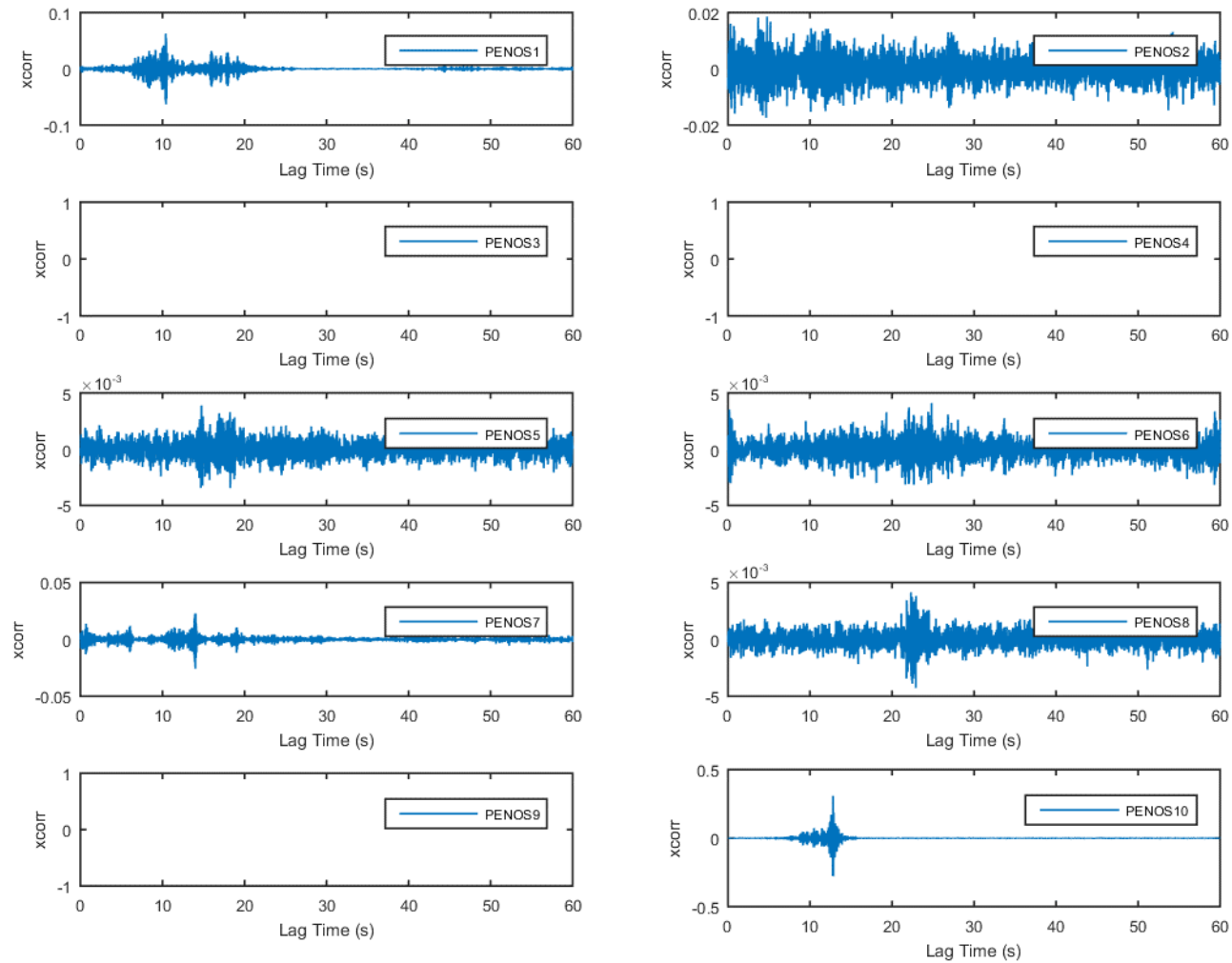


FIGURE 3.3: CROSS CORRELATION PEN_OS 1 - 10 14-11-S1-165

Peak Particle Velocity - Event ID: 14-11-S1-186

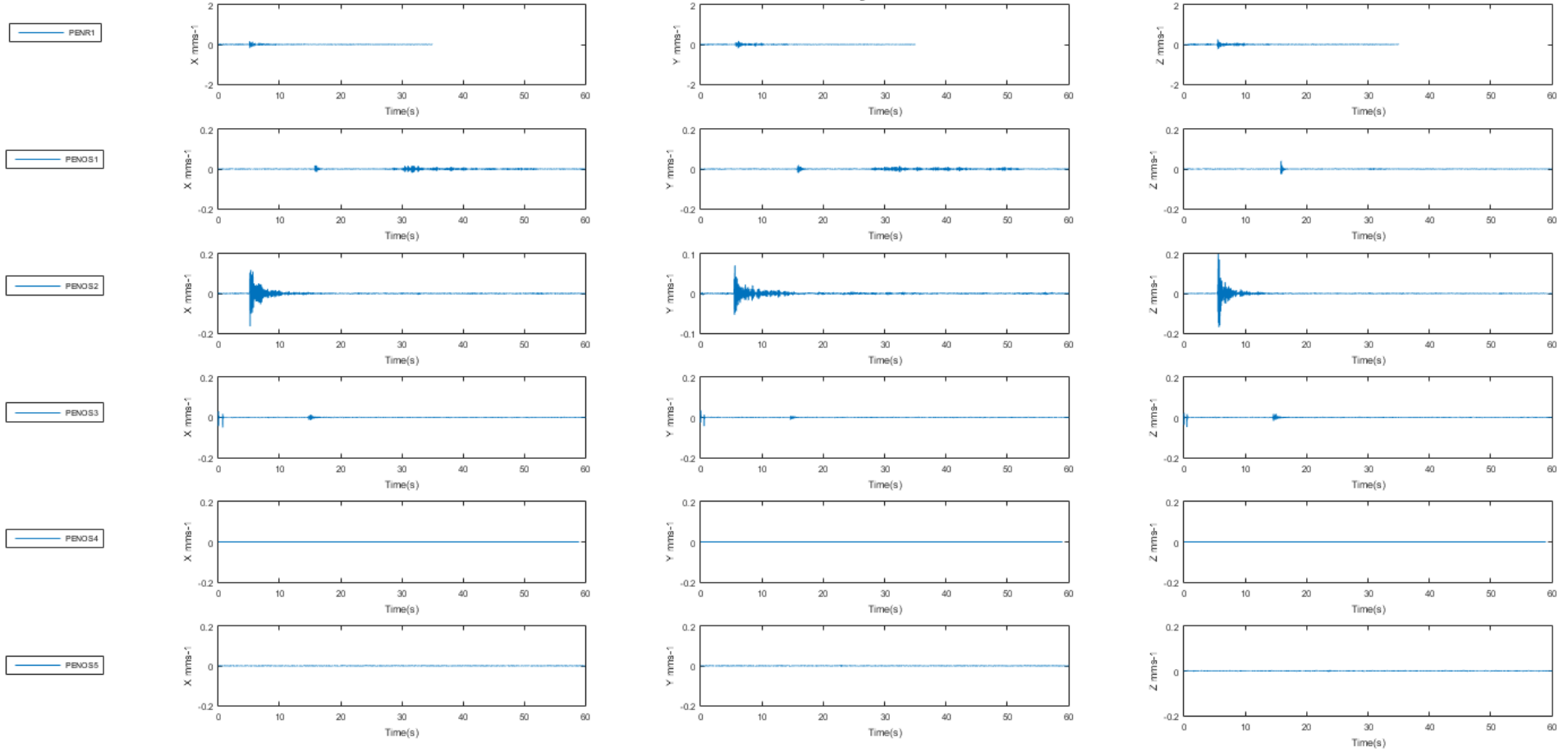


FIGURE 3.4: PEN_OS 1 - 5 14-11-S1-186

Peak Particle Velocity - Event ID: 14-11-S1-186

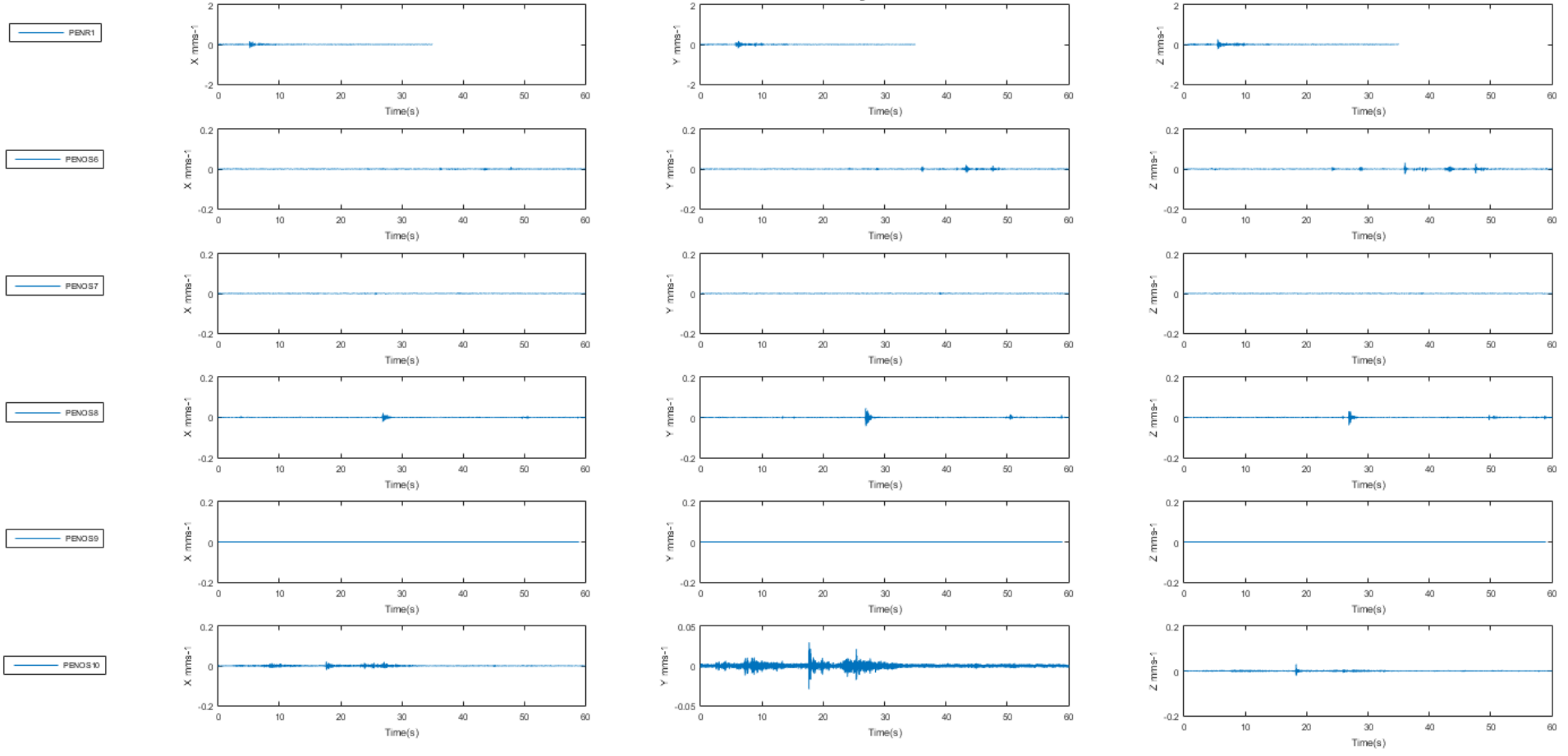


FIGURE 3.5: PEN_OS 6 - 10 14-11-S1-186

Event ID: 14-11-S1-186

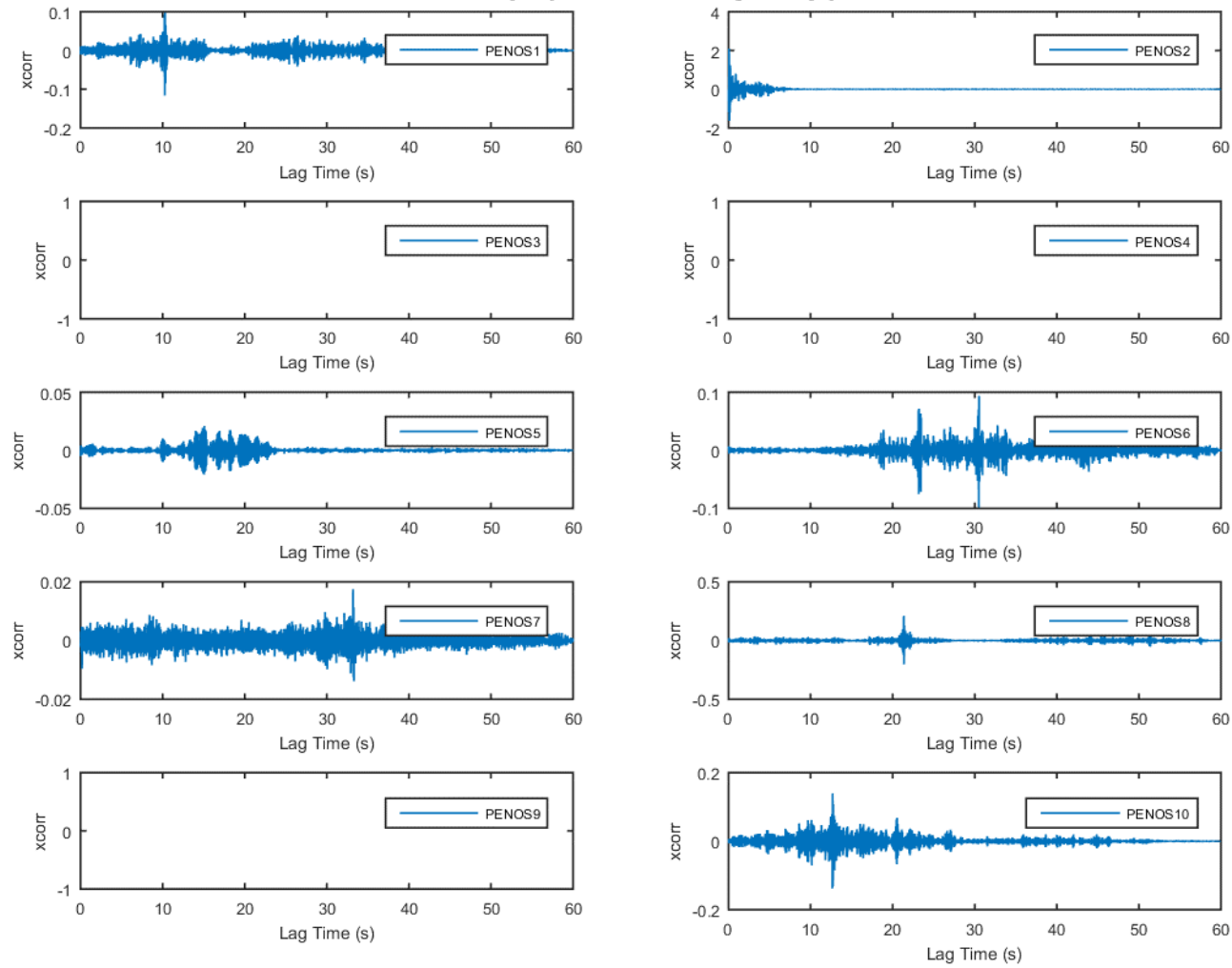


FIGURE 3.6: CROSS CORRELATION PEN_OS 1 - 10 14-11-S1-186

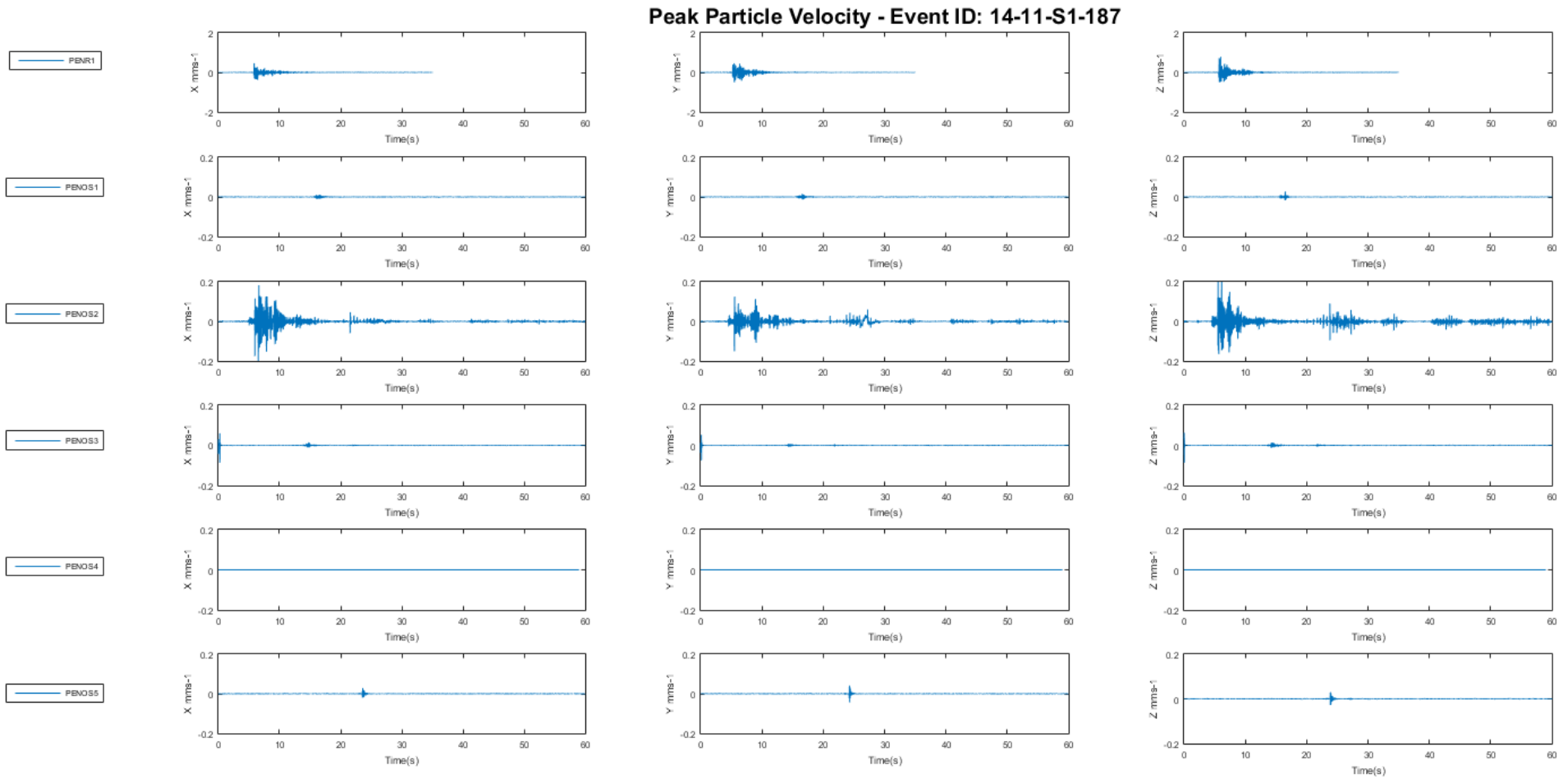


FIGURE 3.7: PEN_OS 1 - 5 14-11-S1-187

Peak Particle Velocity - Event ID: 14-11-S1-187

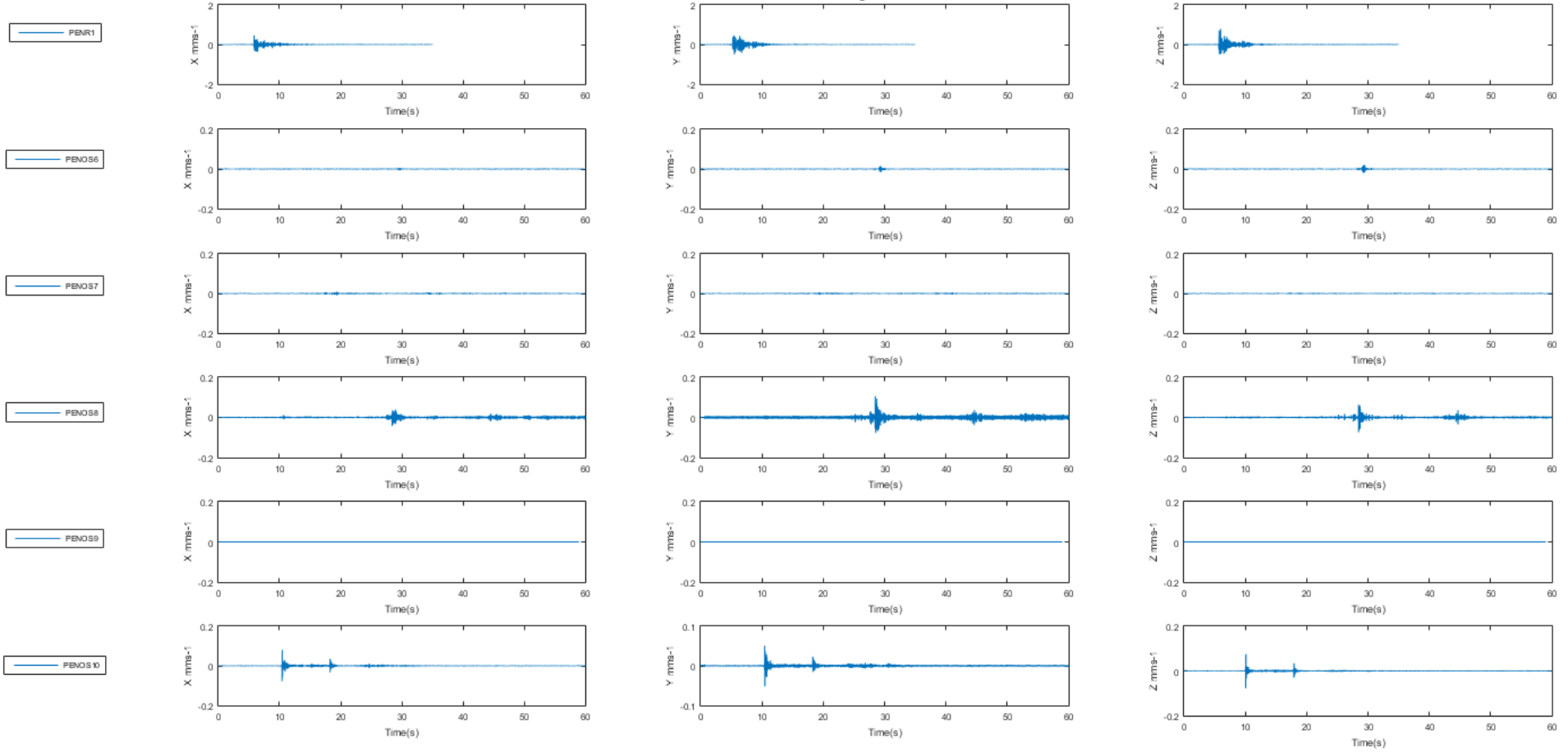


FIGURE 3.8: PEN_OS 6 - 10 14-11-S1-187

Event ID: 14-11-S1-187

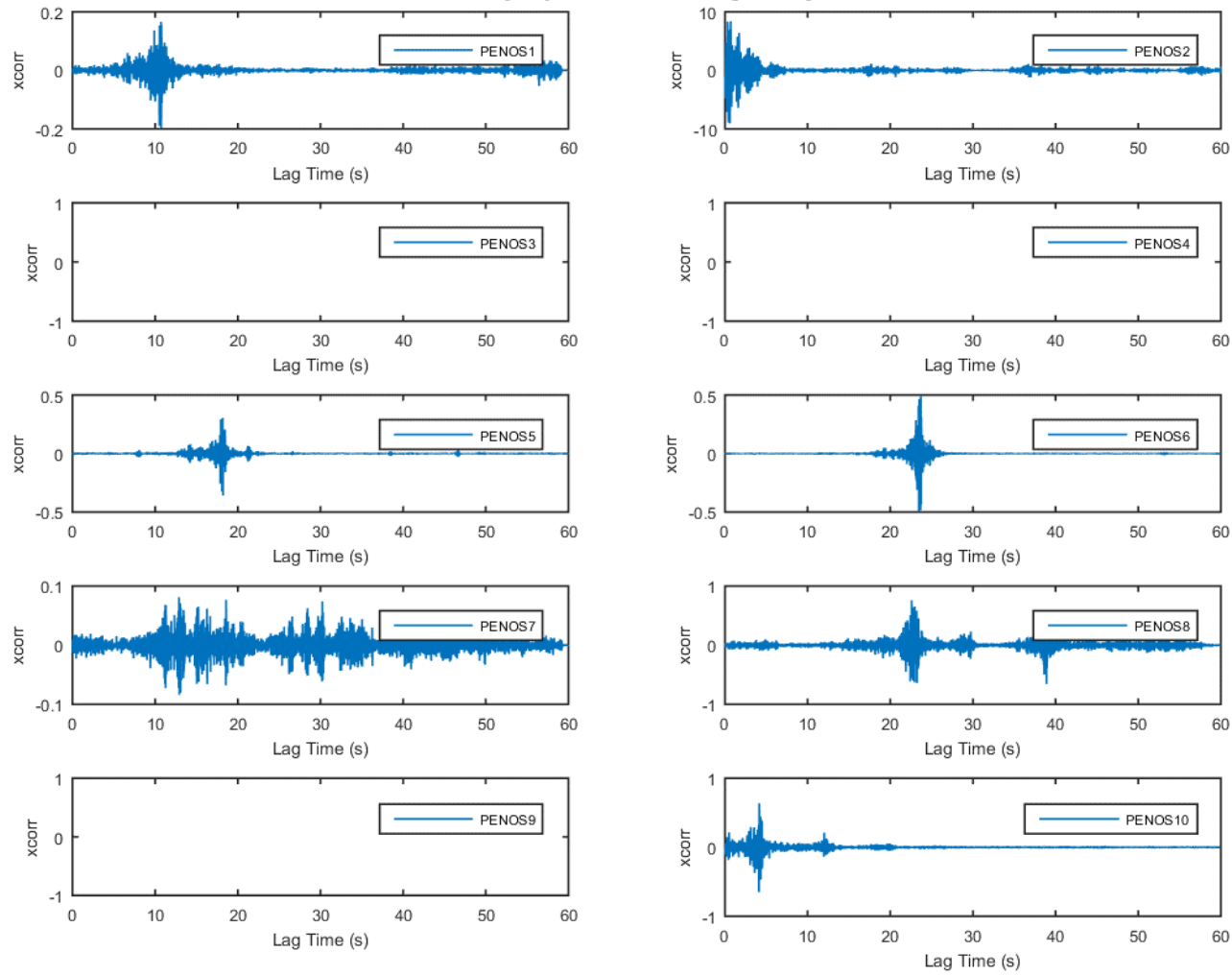


FIGURE 3.9: CROSS CORRELATION PEN_OS 1 - 10 14-11-S1-187

Peak Particle Velocity - Event ID: 14-11-S1-189

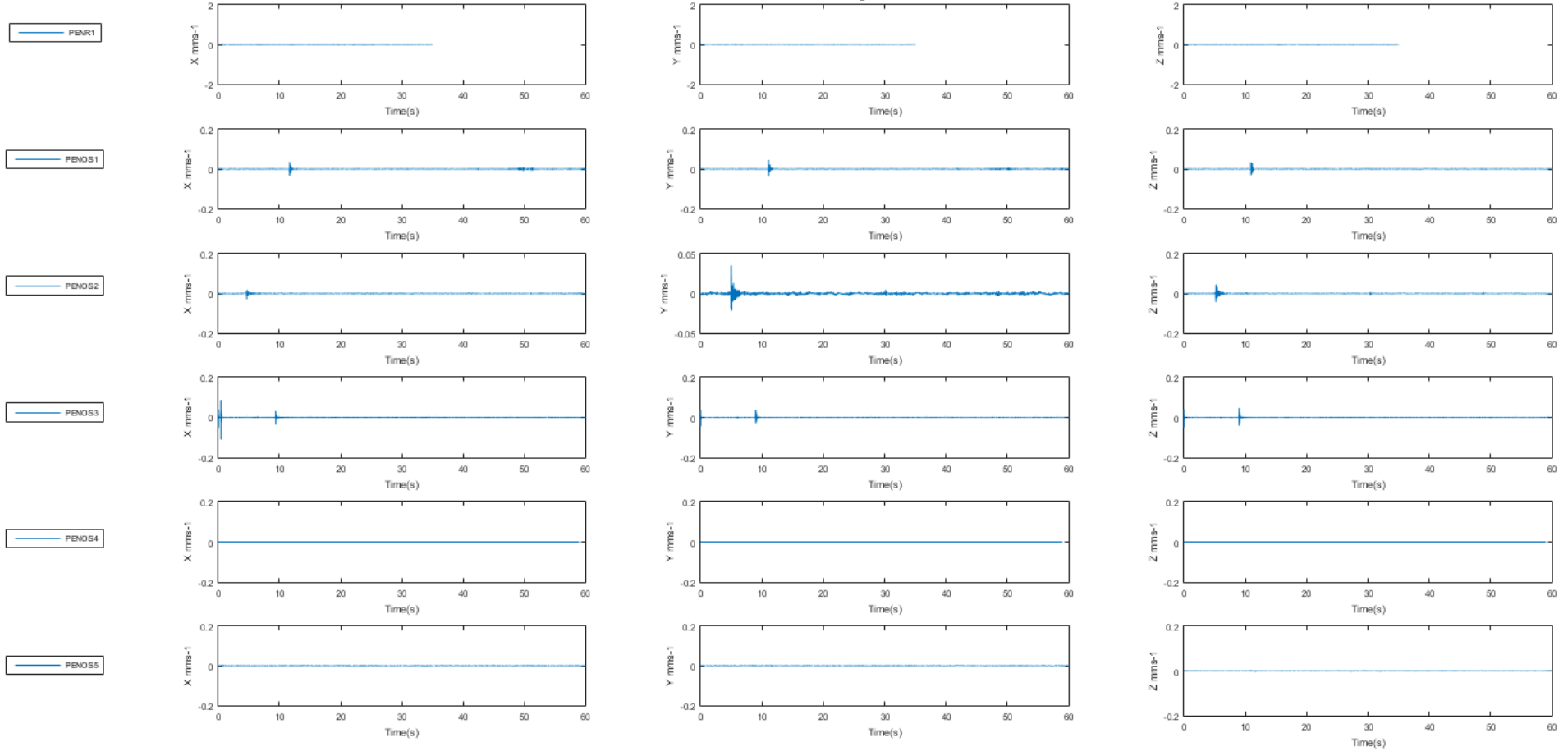


FIGURE 3.10: PEN_OS 1 - 5 14-11-S1-189

Peak Particle Velocity - Event ID: 14-11-S1-189

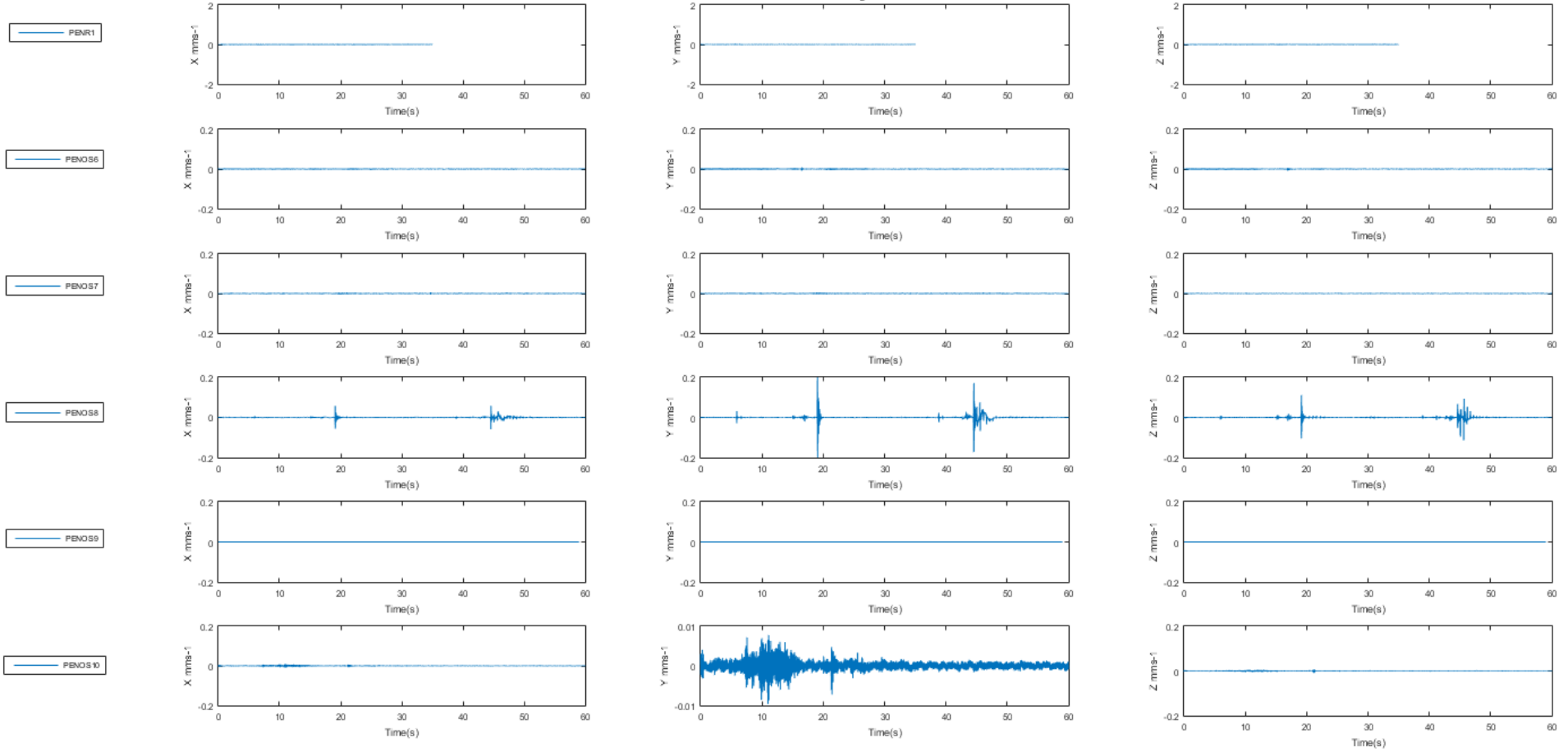


FIGURE 3.11: PEN_OS 6 - 10 14-11-S1-189

Event ID: 14-11-S1-189

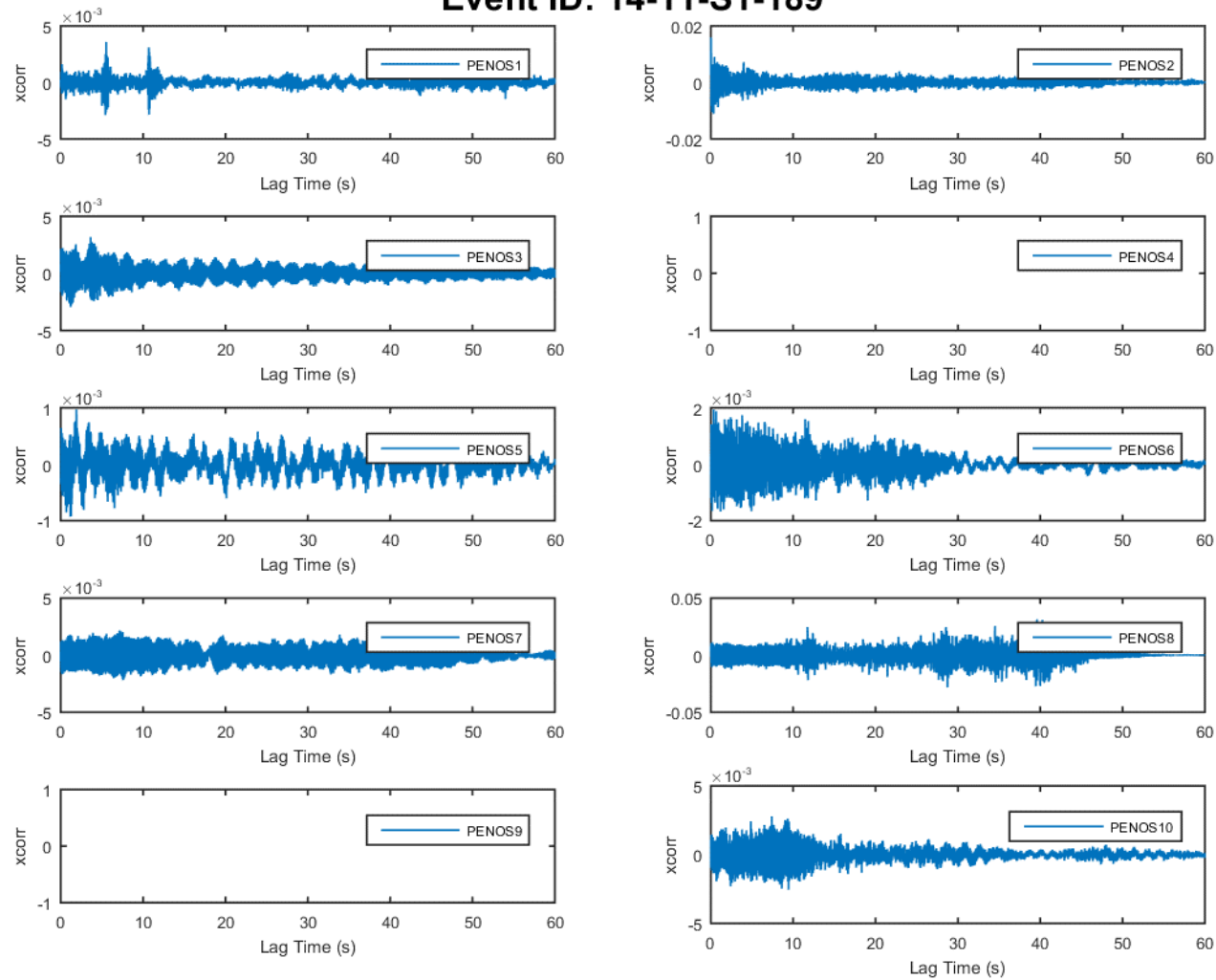


FIGURE 3.12: CROSS CORRELATION PEN_OS 1 - 10 14-11-S1-189

Peak Particle Velocity - Event ID: 14-11-S1-35, S2-69

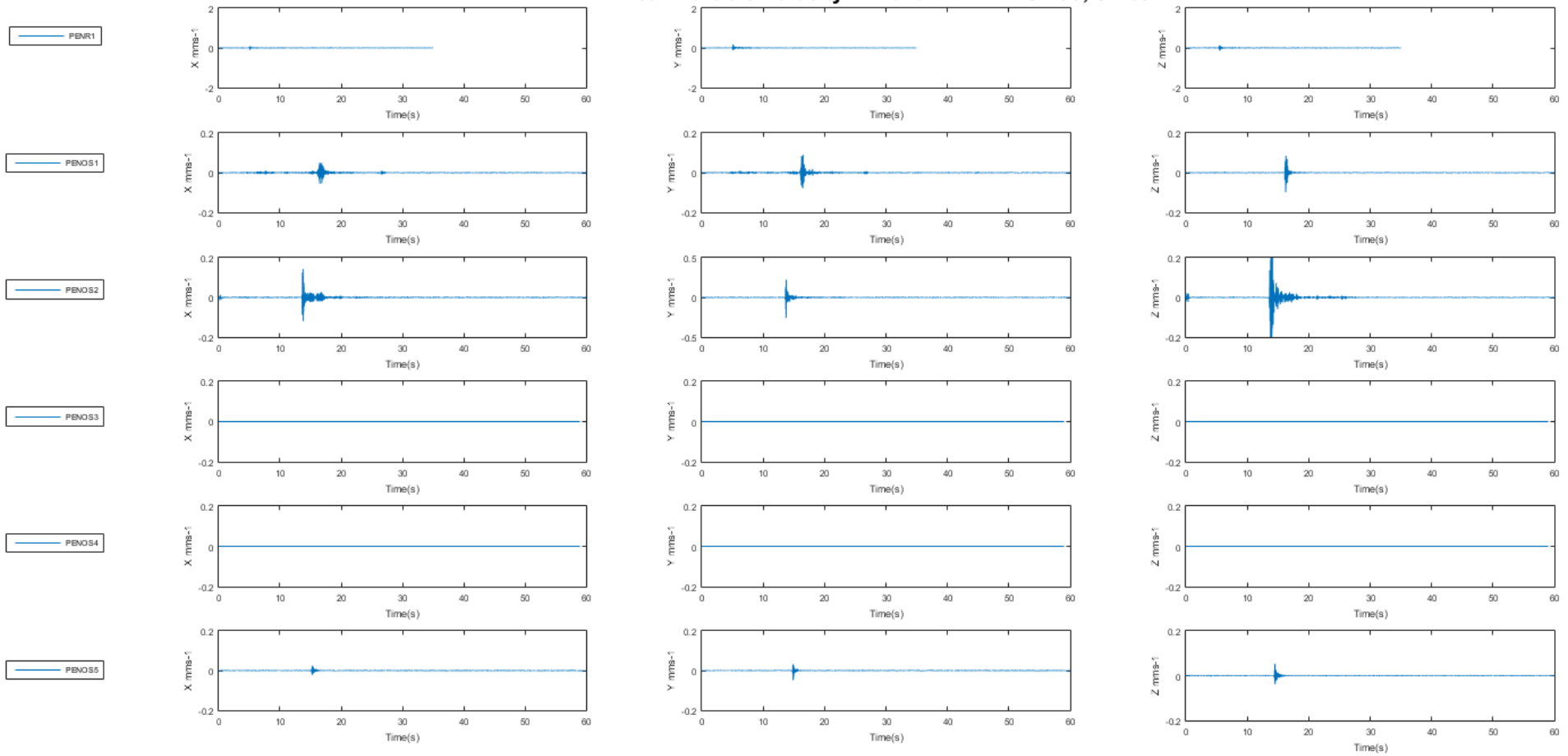


FIGURE 3.13: PEN_OS 1 - 5 14-11-S1-35, S2-69

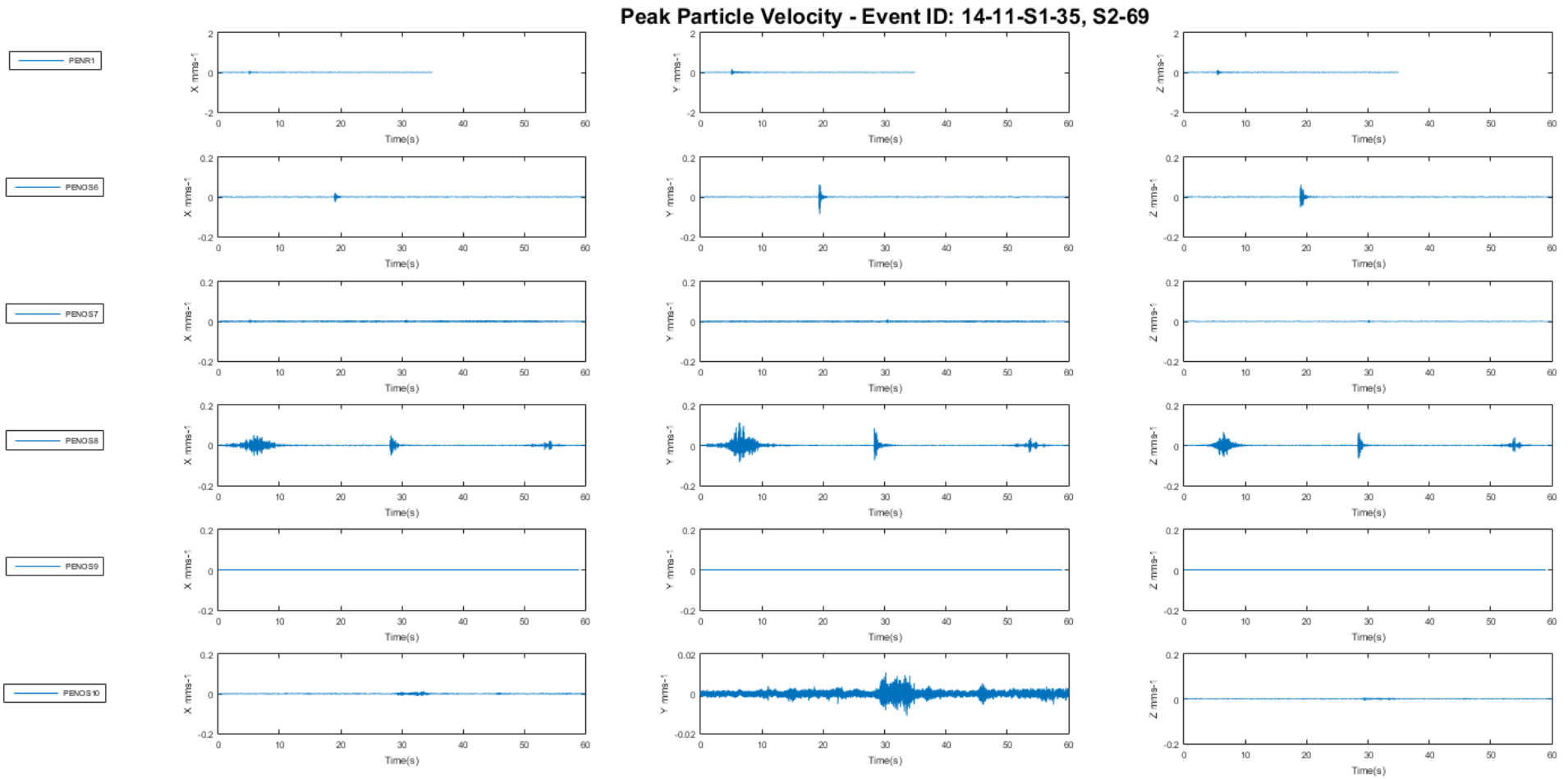


FIGURE 3.14: PEN_OS 6 - 10 14-11-S1-35, S2-69

Event ID: 14-11-S1-35, S2-69

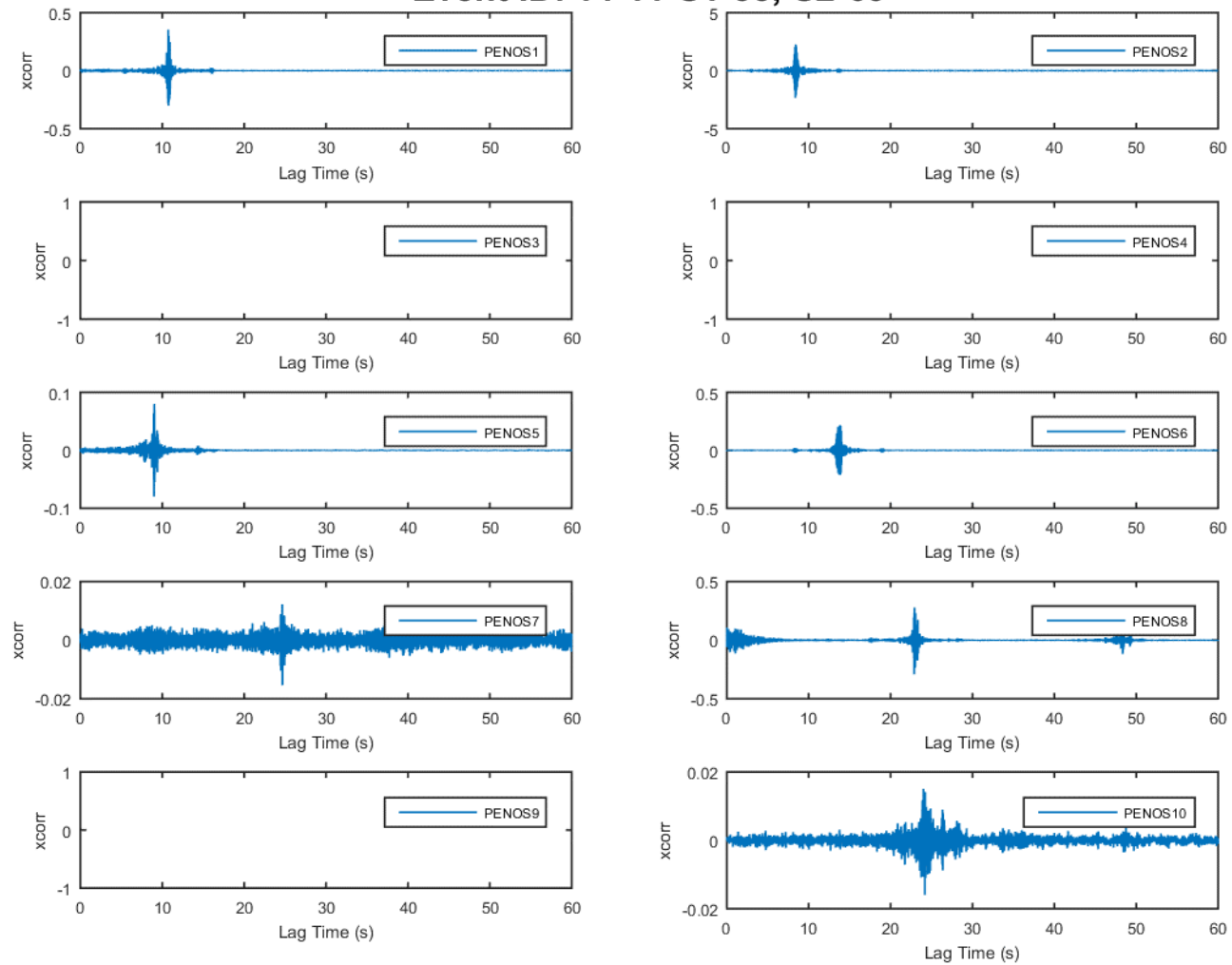


FIGURE 3.15: CROSS CORRELATION PEN_OS 1 - 10 14-11-S1-35, S2-69

Peak Particle Velocity - Event ID: 14-11-S1-35, S2-69

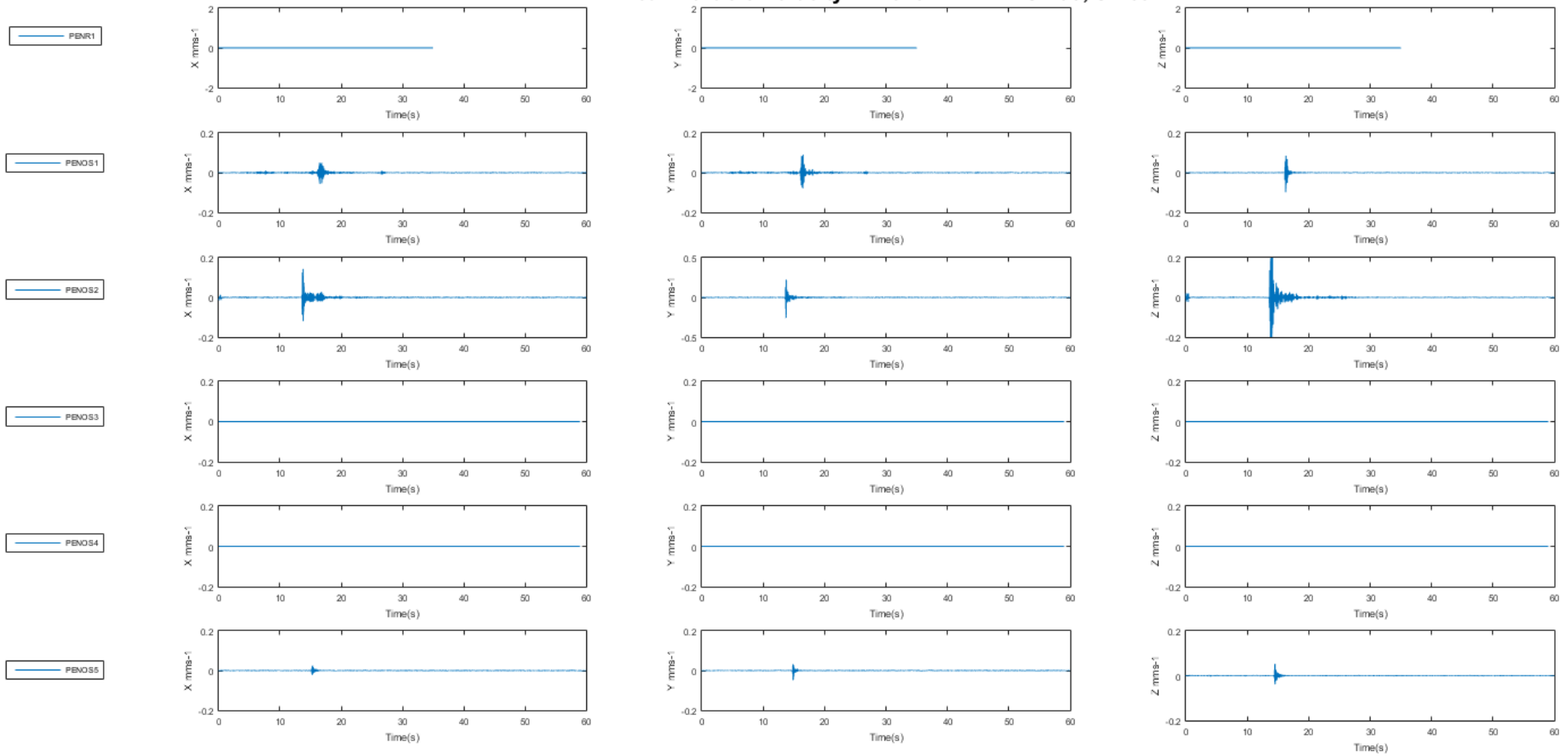


FIGURE 3.16: PEN_OS 1 - 5 14-11-S1-35, S2-69

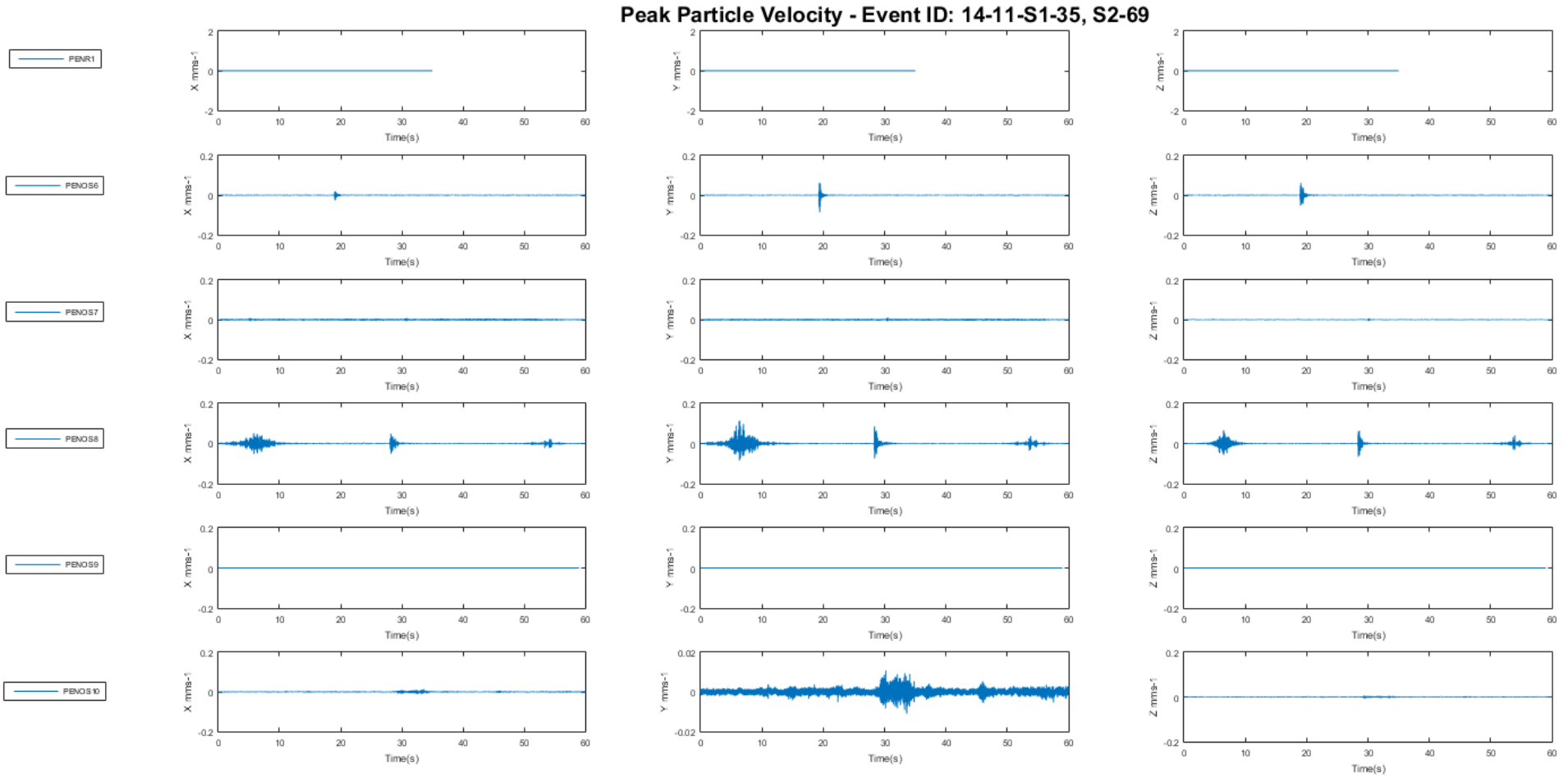


FIGURE 3.17: PEN_OS 6 - 10 14-11-S1-35, S2-69

Event ID: 14-11-S1-35, S2-69

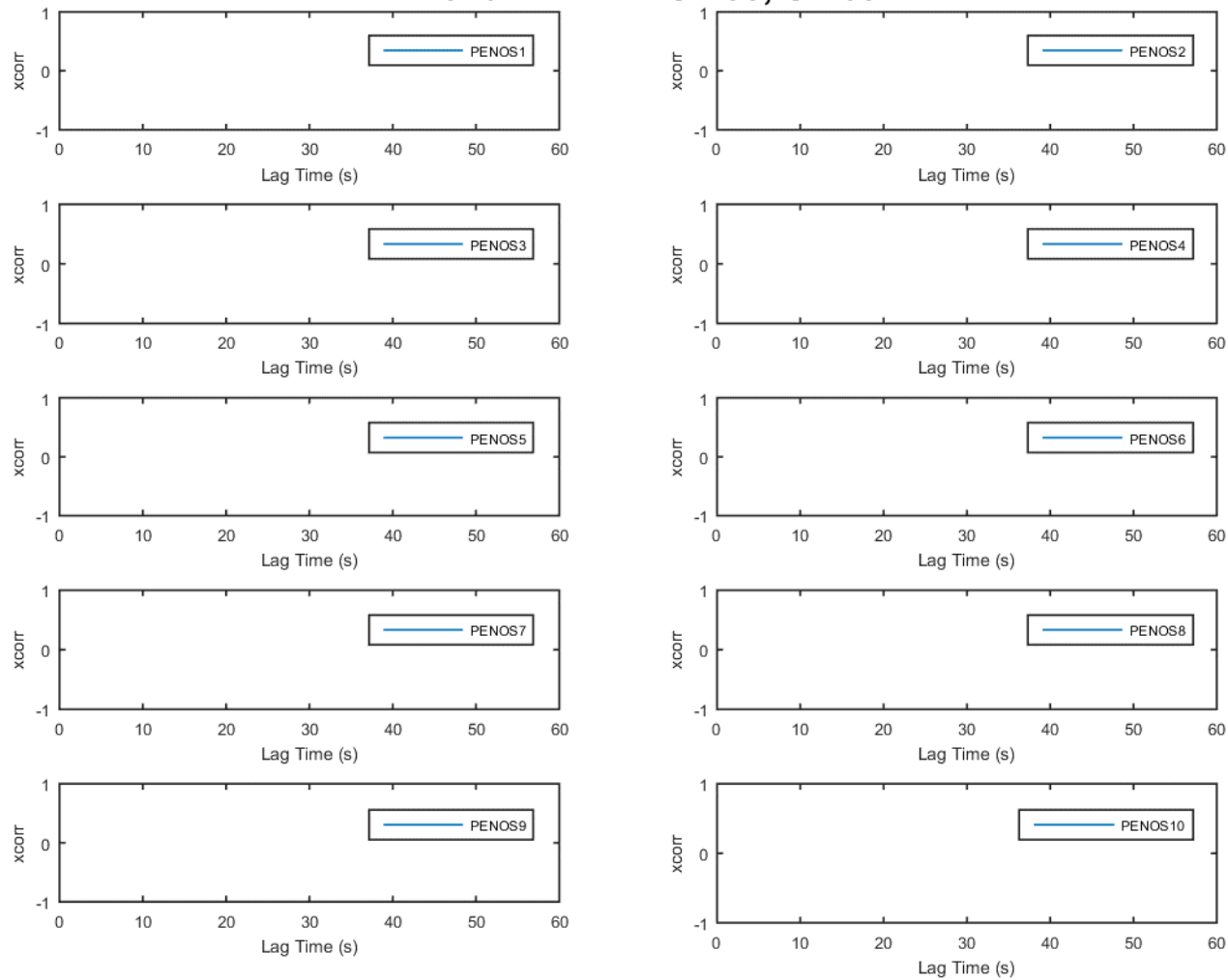


FIGURE 3.18: CROSS CORRELATION PEN_OS 1 - 10 14-11-S1-35, S2-69

Peak Particle Velocity - Event ID: 14-11-S1-36, S2-70

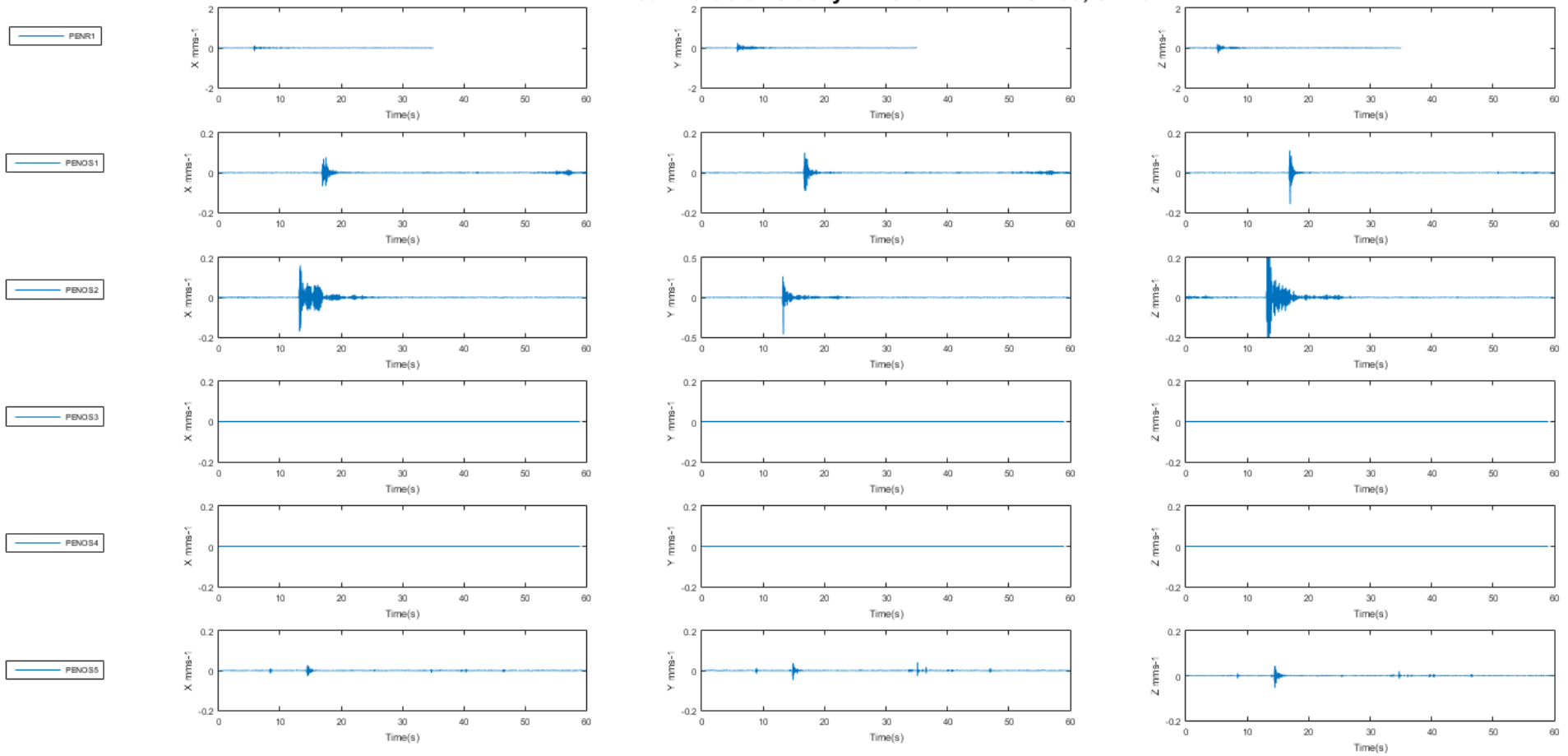


FIGURE 3.19: PEN_OS 1 - 5 14-11-S1-36, S2-70

Peak Particle Velocity - Event ID: 14-11-S1-36, S2-70

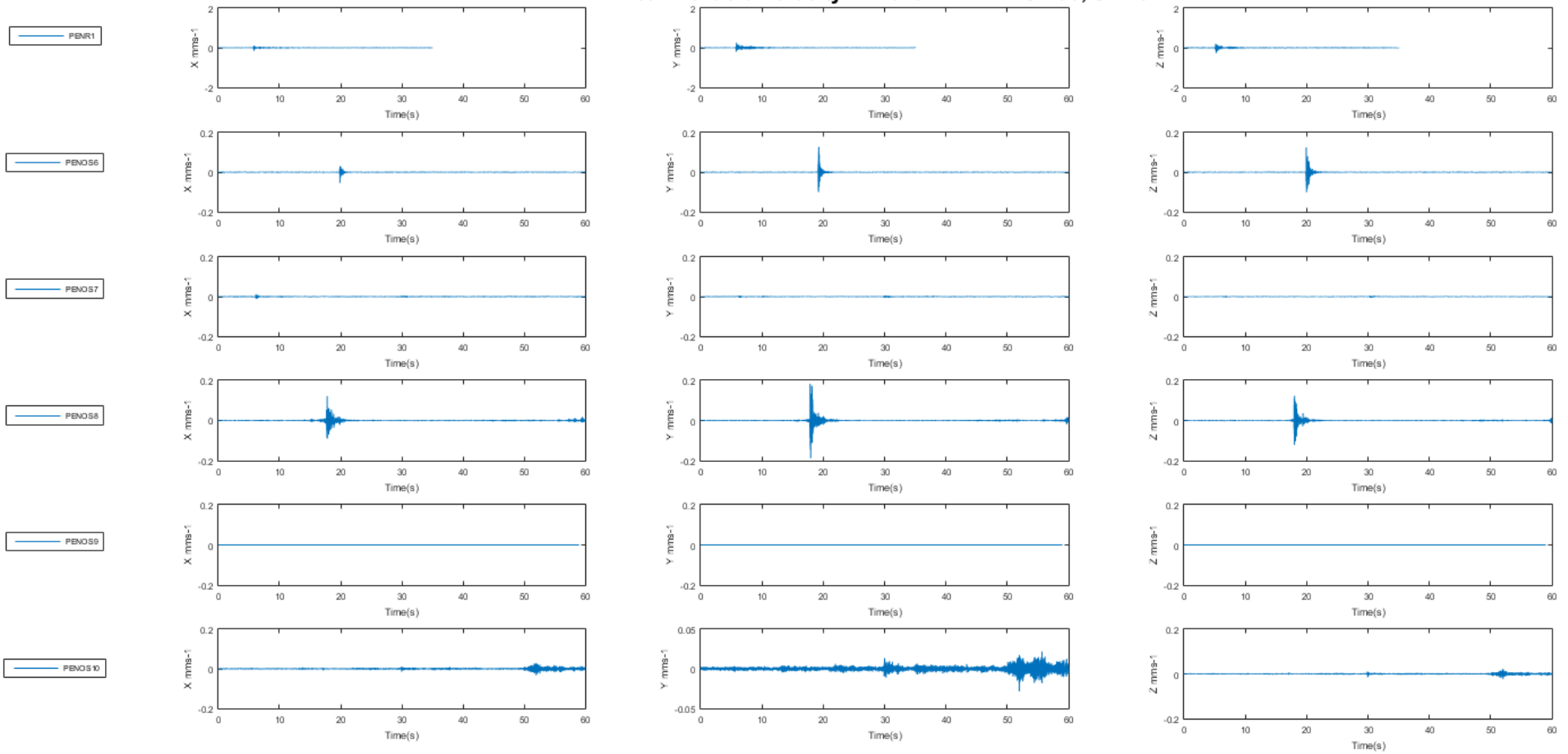


FIGURE 3.20: PEN_OS 6 - 10 14-11-S1-36, S2-70

Event ID: 14-11-S1-36, S2-70

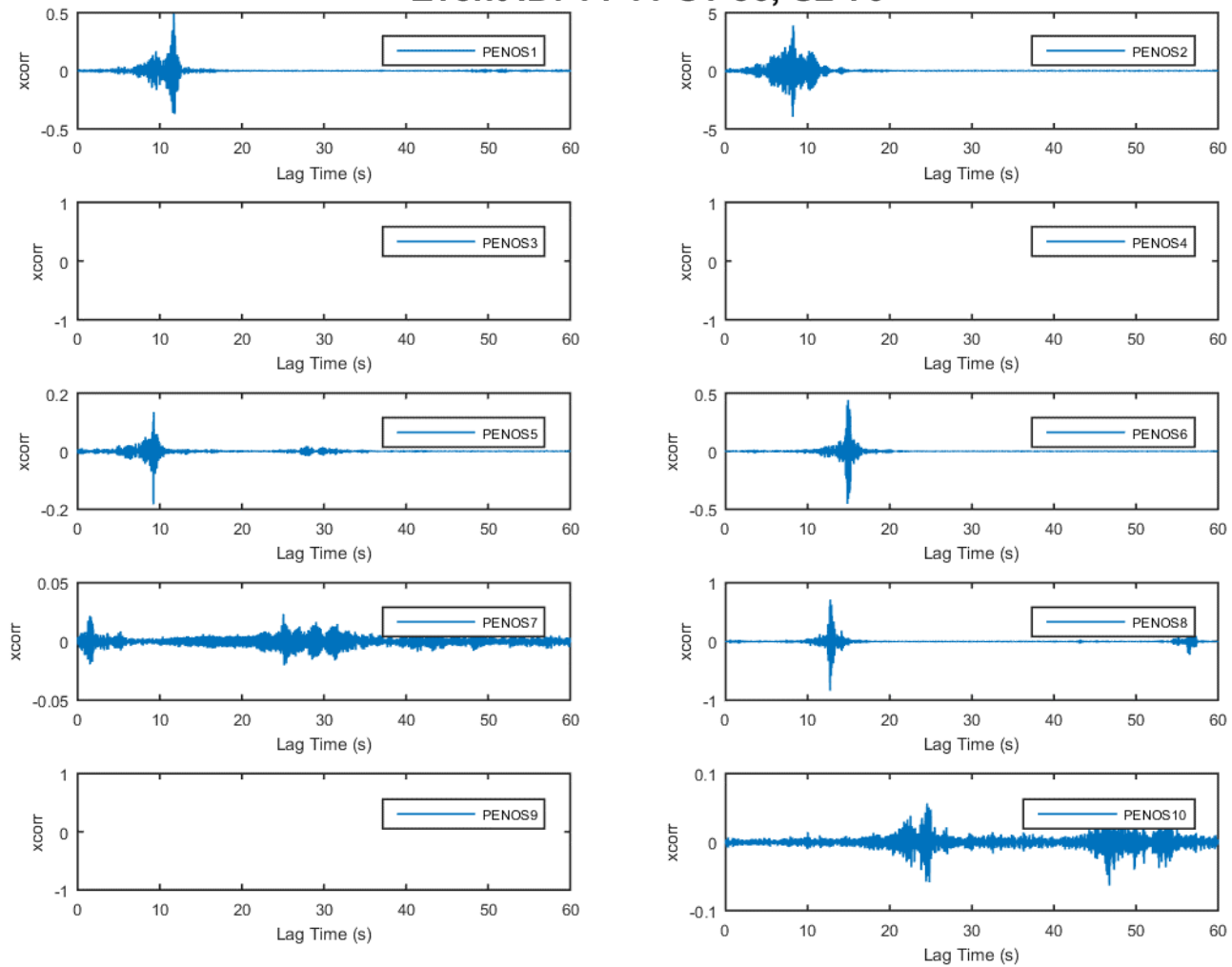


FIGURE 3.21: CROSS CORRELATION PEN_OS 1 - 10 14-11-S1-36, S2-70

Peak Particle Velocity - Event ID: 14-11-S1-36, S2-70

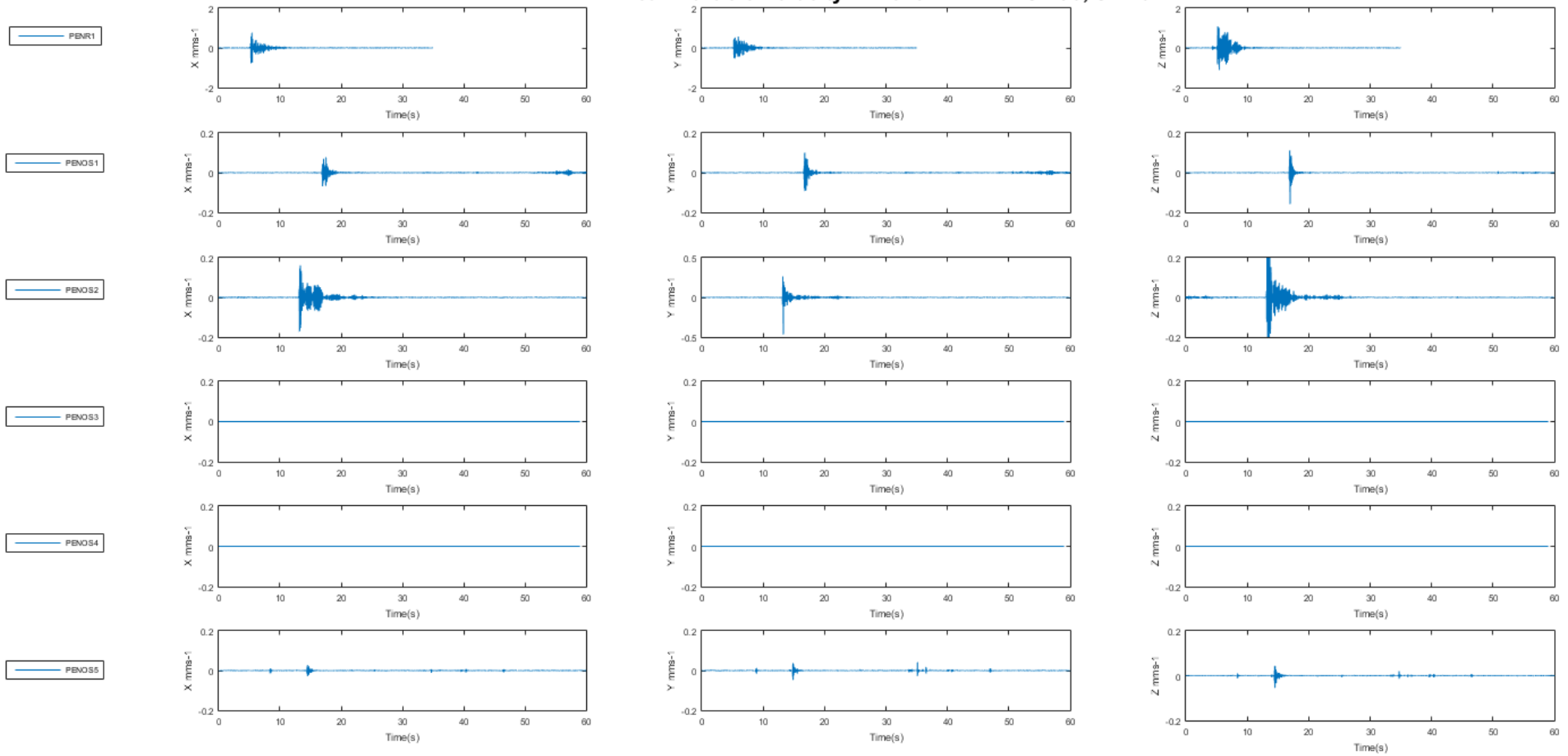


FIGURE 3.22: PEN_OS 1 - 5 14-11-S1-36, S2-70

Peak Particle Velocity - Event ID: 14-11-S1-36, S2-70

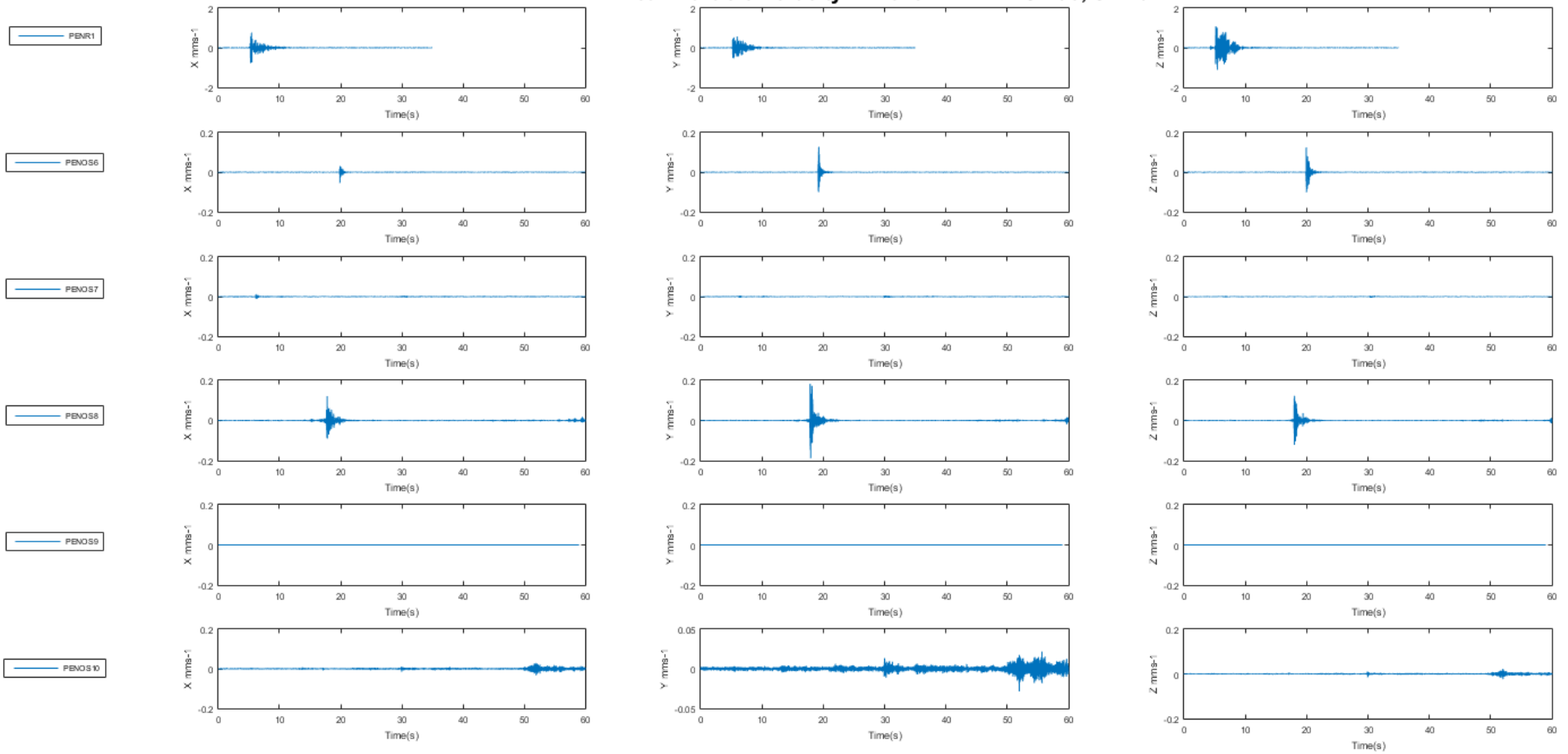


FIGURE 3.23: PEN_OS 6 - 10 14-11-S1-36, S2-70

Event ID: 14-11-S1-36, S2-70

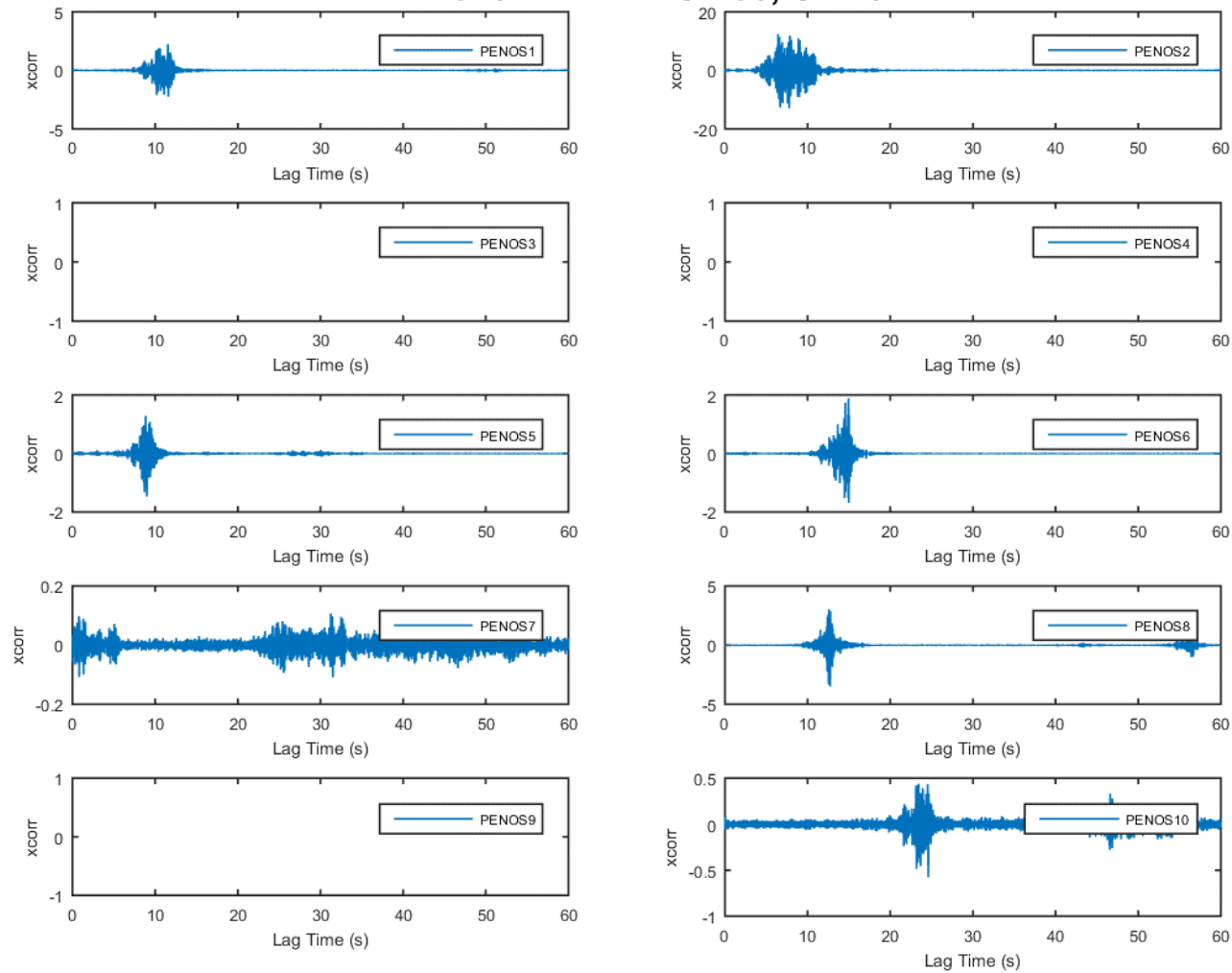


FIGURE 3.24: CROSS CORRELATION PEN_OS 1 - 10 14-11-S1-36, S2-70

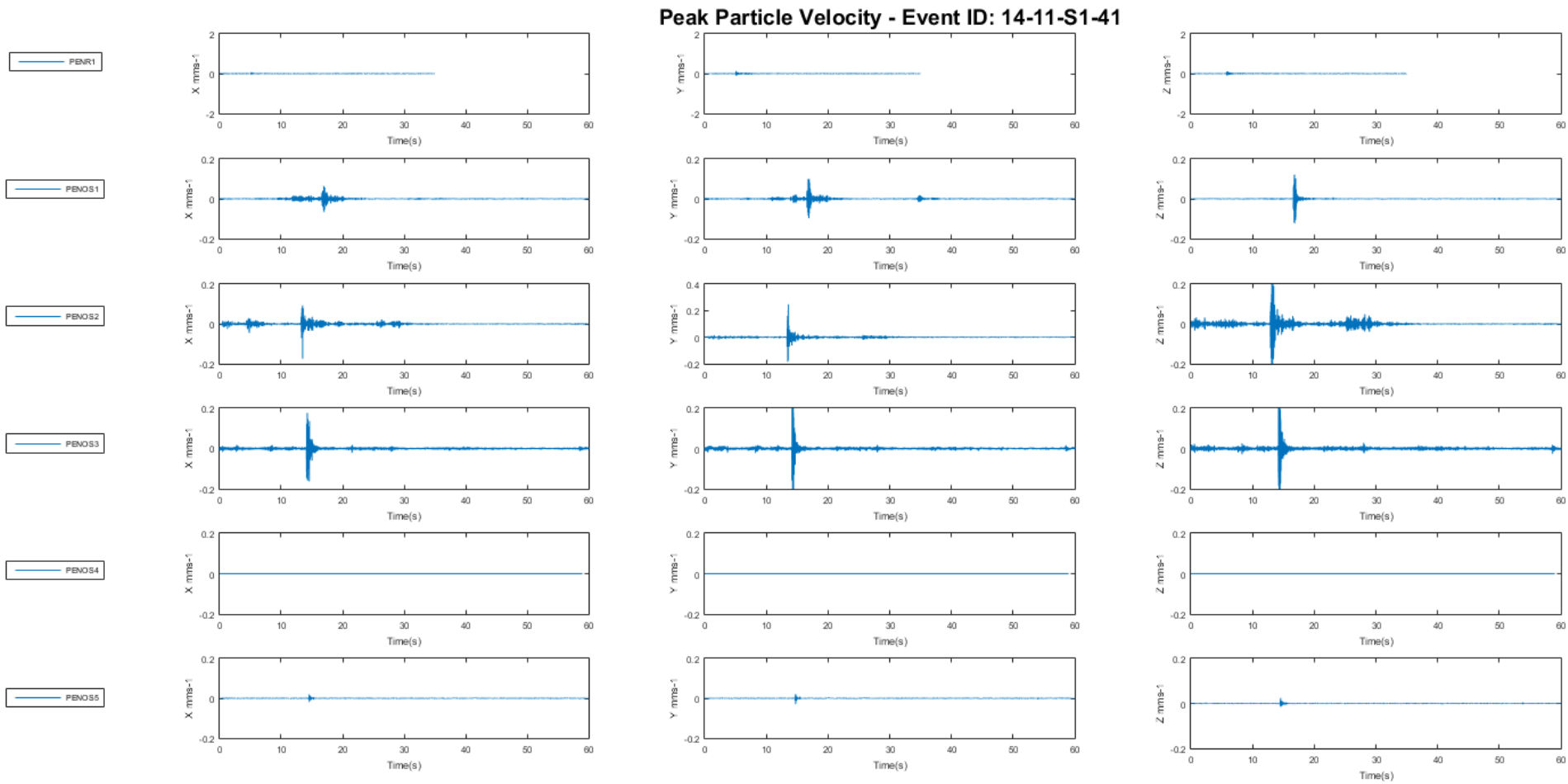


FIGURE 3.25: PEN_OS 1 - 5 14-11-S1-41

Peak Particle Velocity - Event ID: 14-11-S1-41

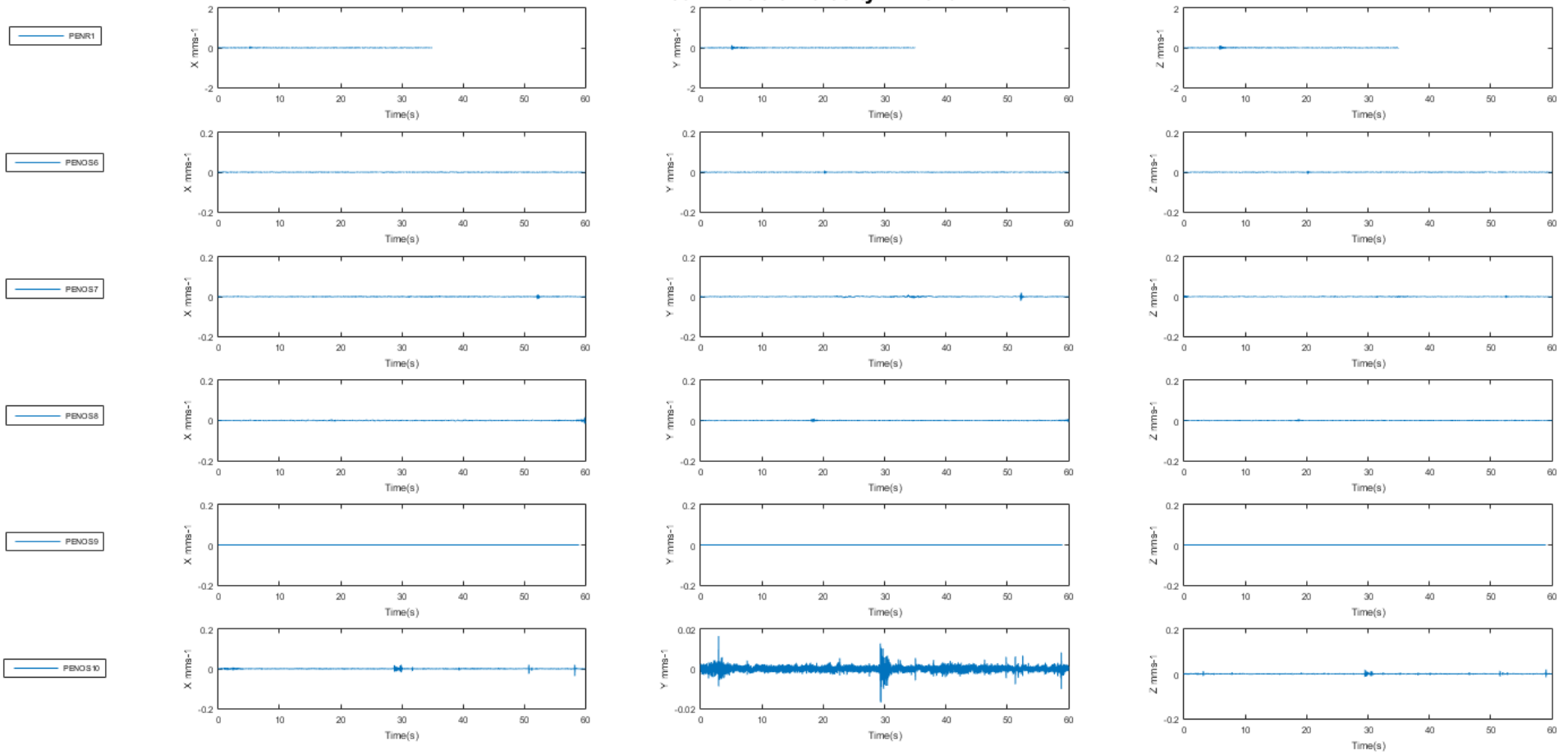


FIGURE 3.26: PEN_OS 6 - 10 14-11-S1-41

Event ID: 14-11-S1-41

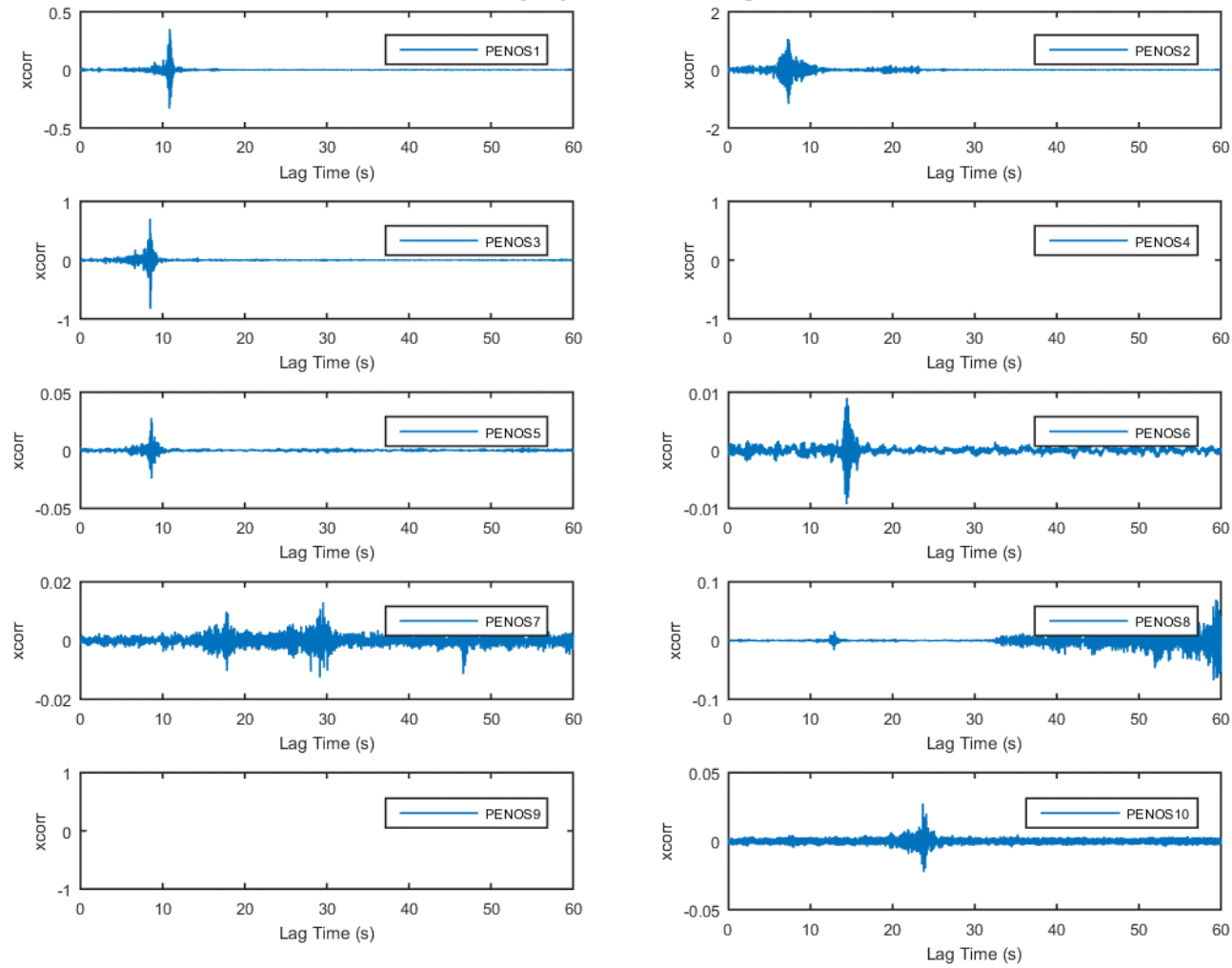


FIGURE 3.27: CROSS CORRELATION PEN_OS 1 - 10 14-11-S1-41

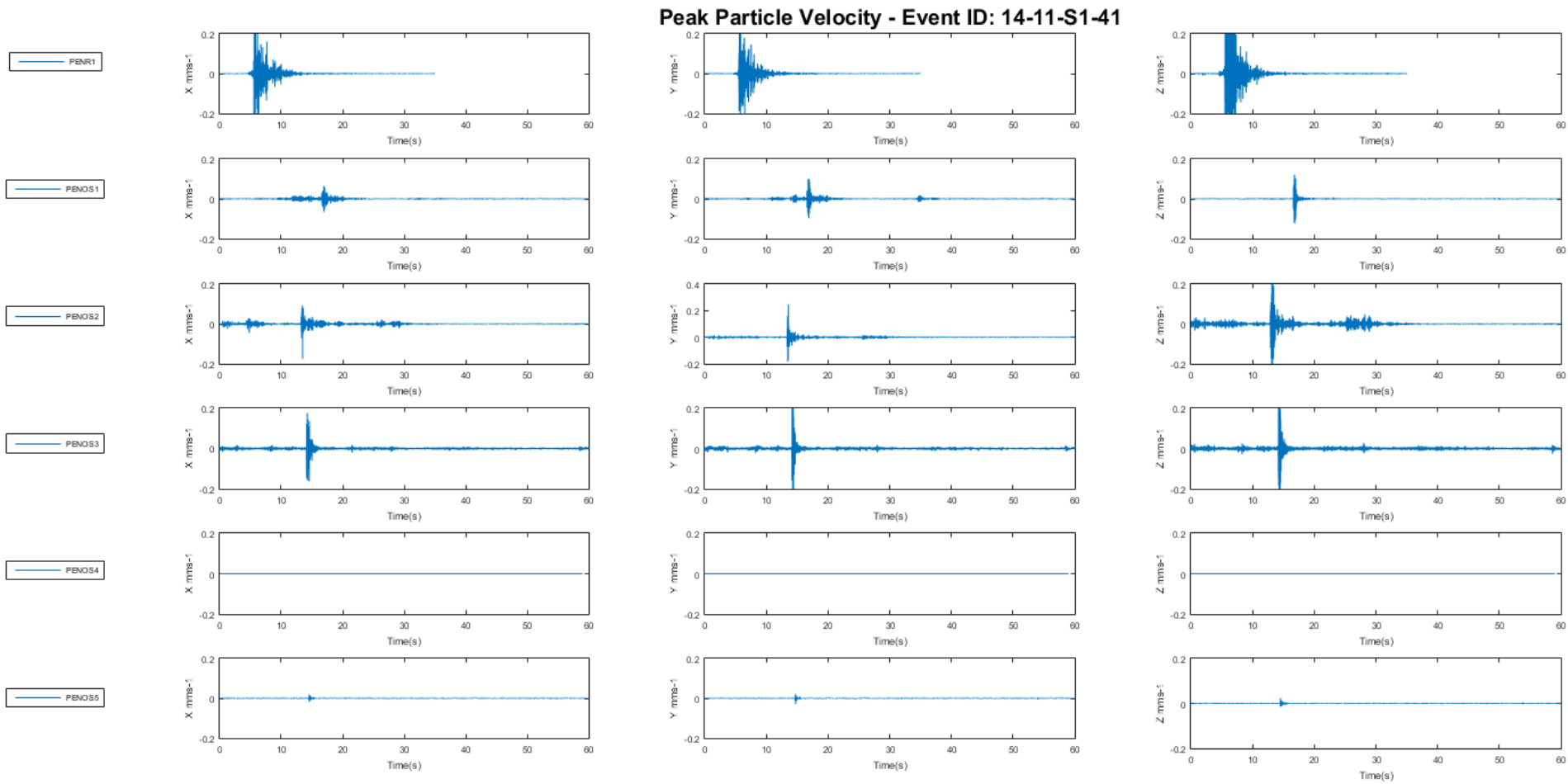


FIGURE 3.28: PEN_OS 1 - 5 14-11-S1-41

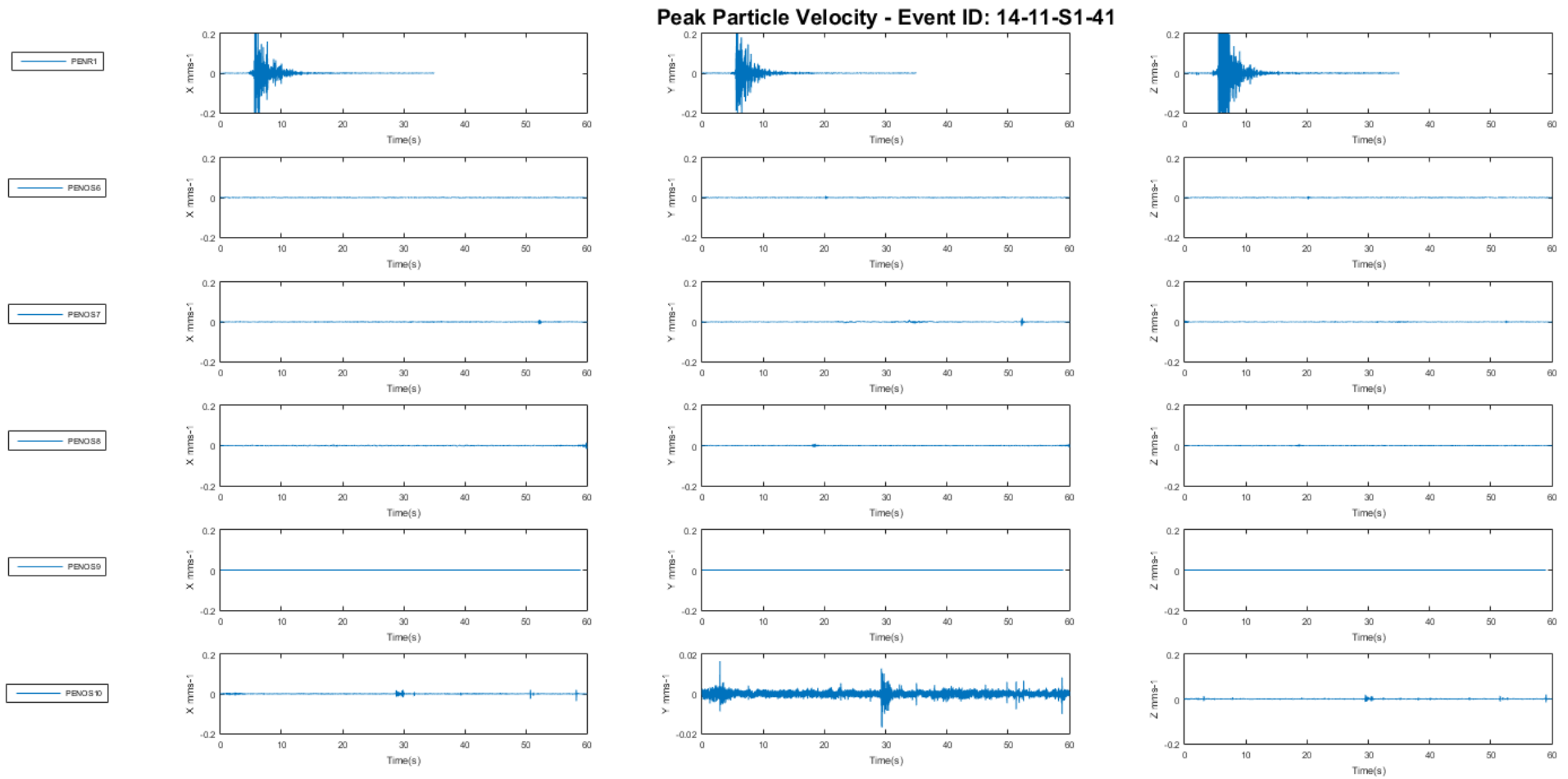


FIGURE 3.29: PEN_OS 6 - 10 14-11-S1-41

Event ID: 14-11-S1-41

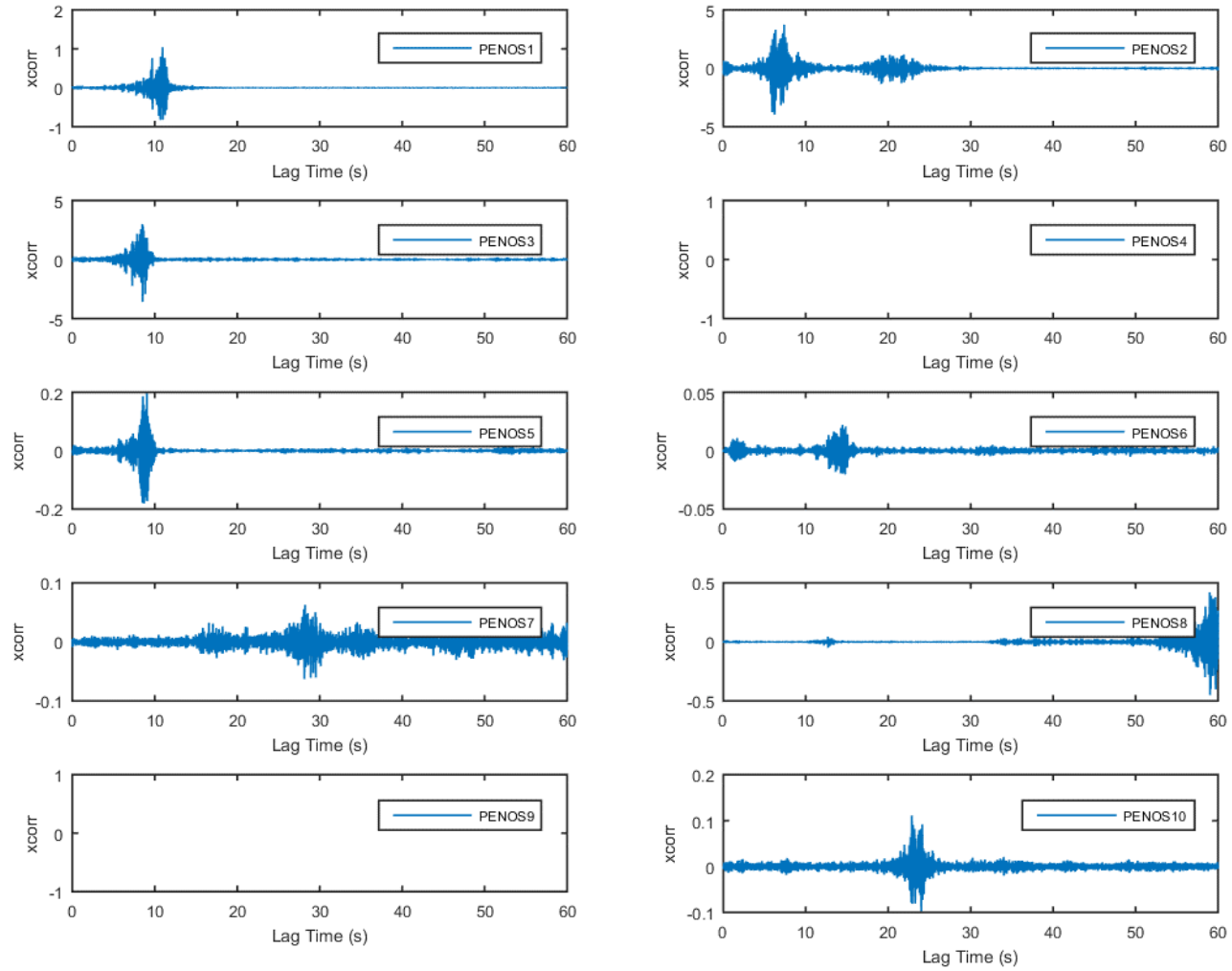


FIGURE 3.30: CROSS CORRELATION PEN_OS 1 - 10 14-11-S1-41

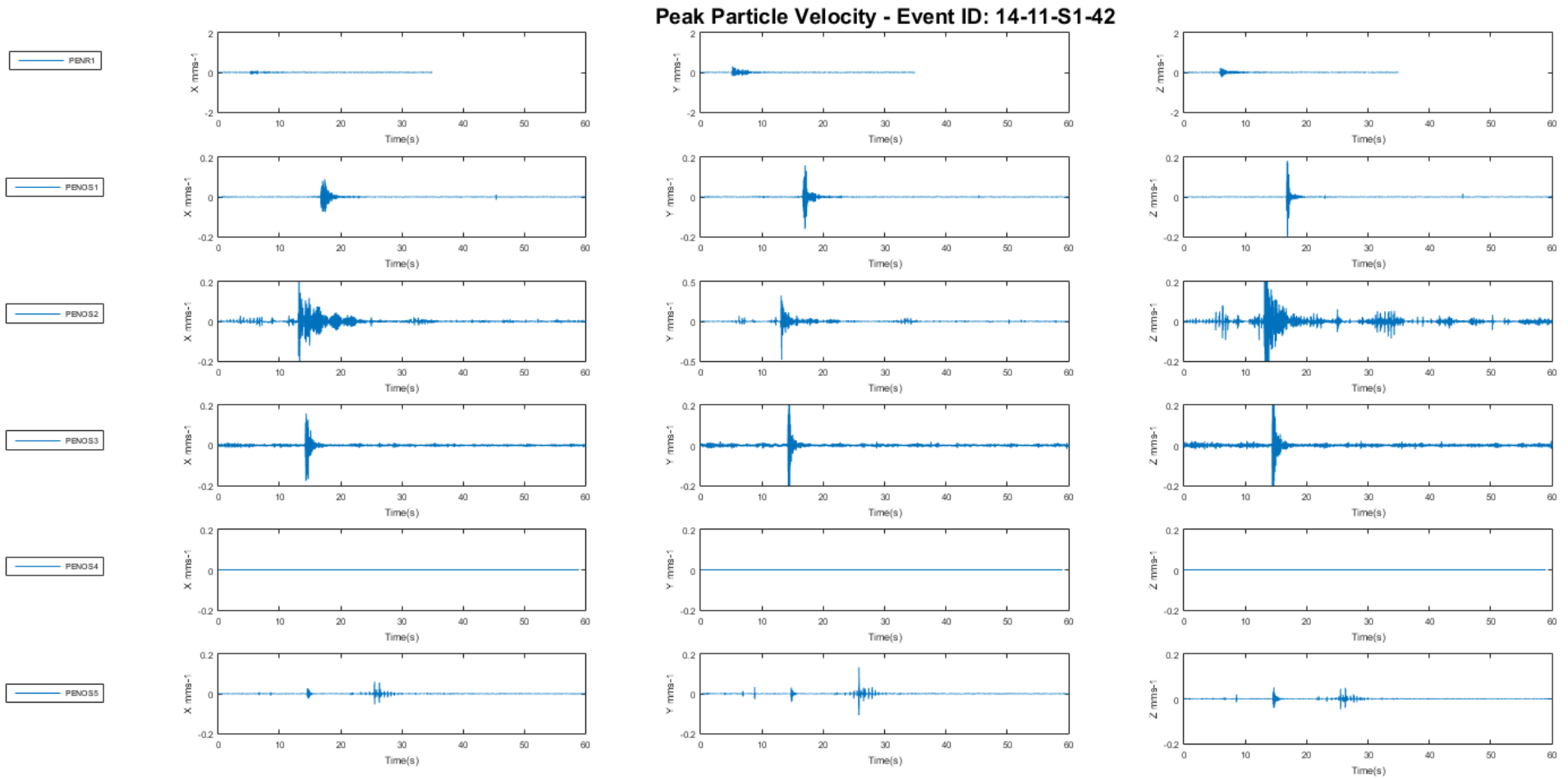


FIGURE 3.31: PEN_OS 1 - 5 14-11-S1-42

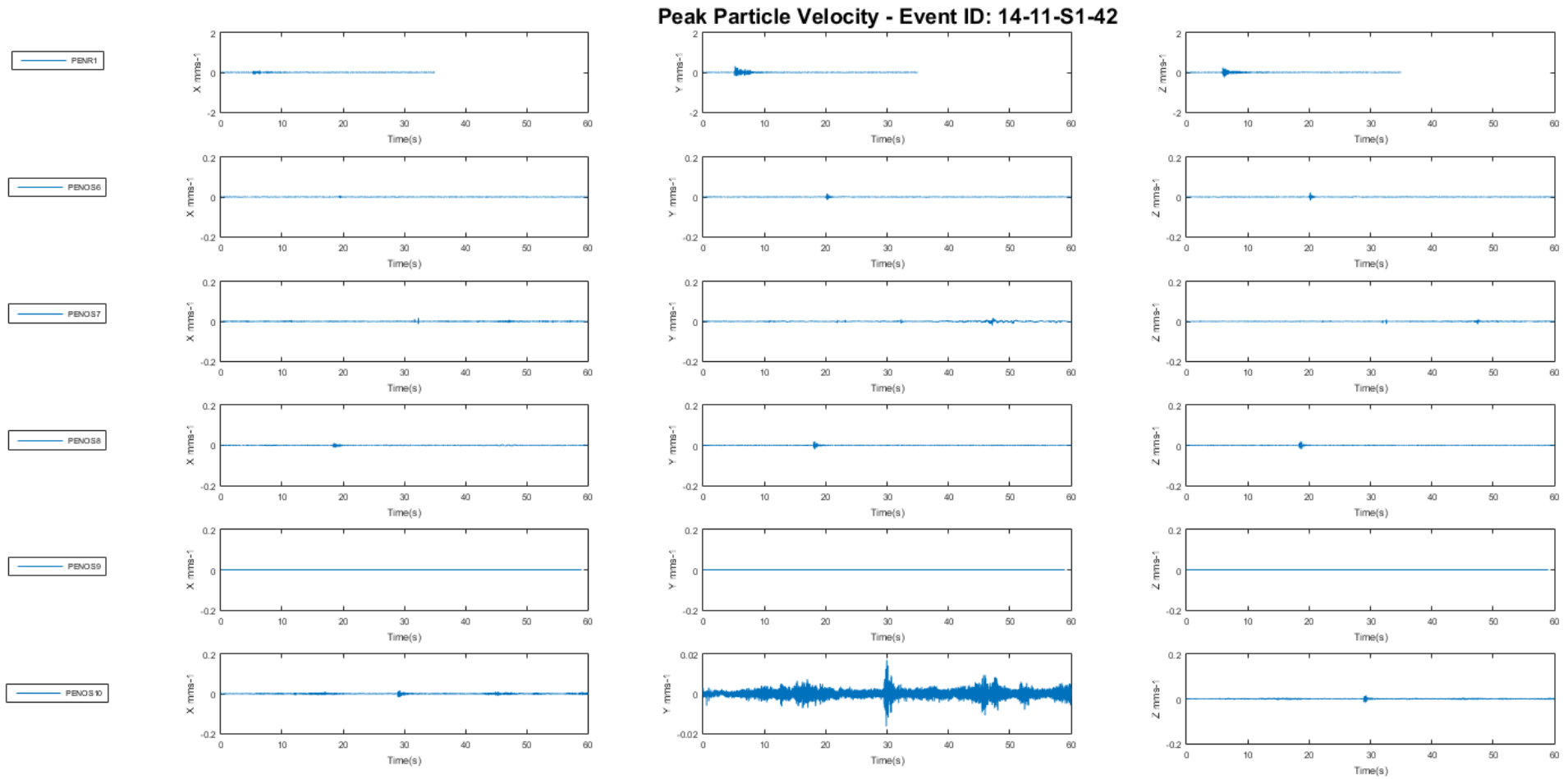


FIGURE 3.32: PEN_OS 6 - 10 14-11-S1-42

Event ID: 14-11-S1-42

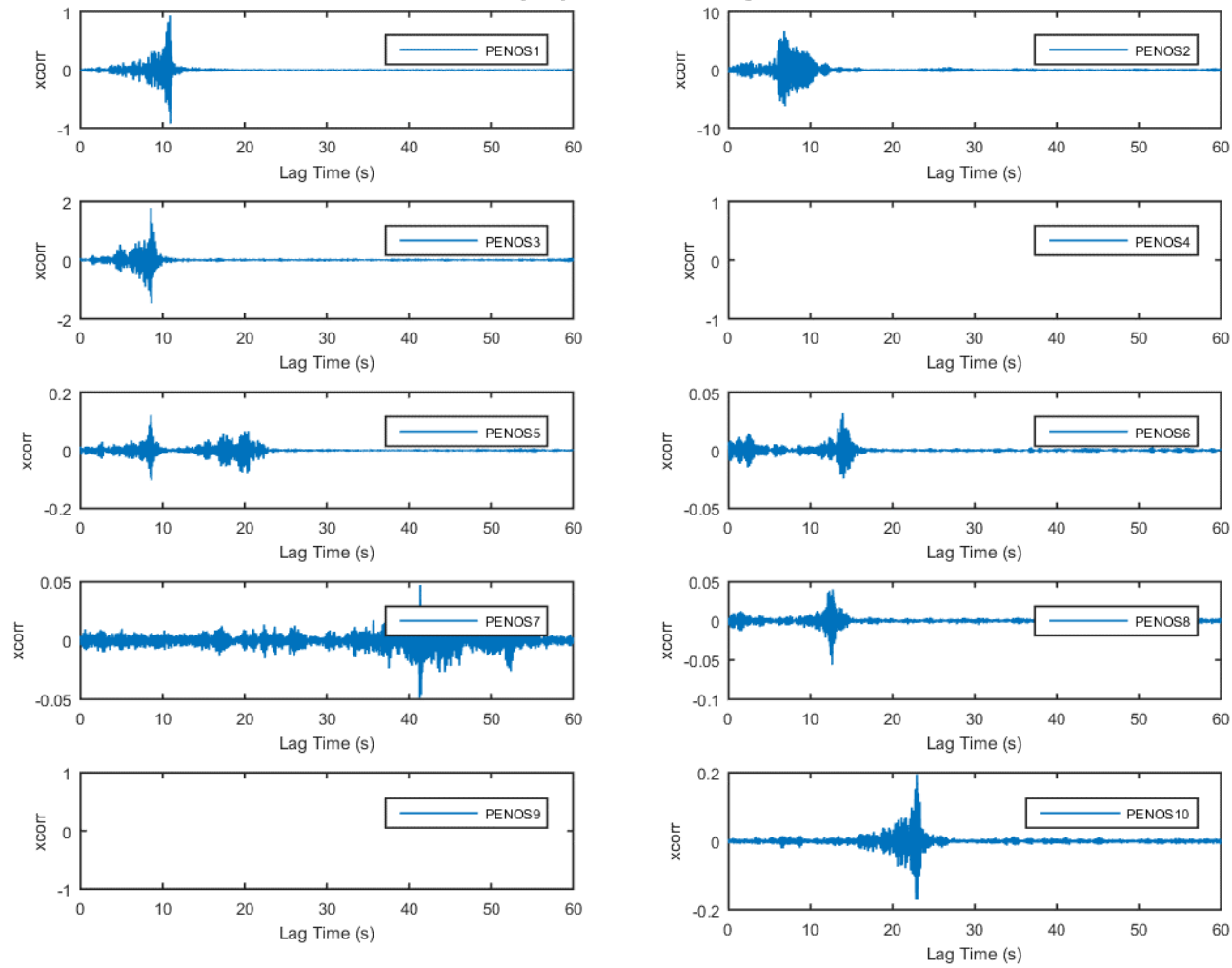


FIGURE 3.33: CROSS CORRELATION PEN_OS 1 - 10 14-11-S1-42

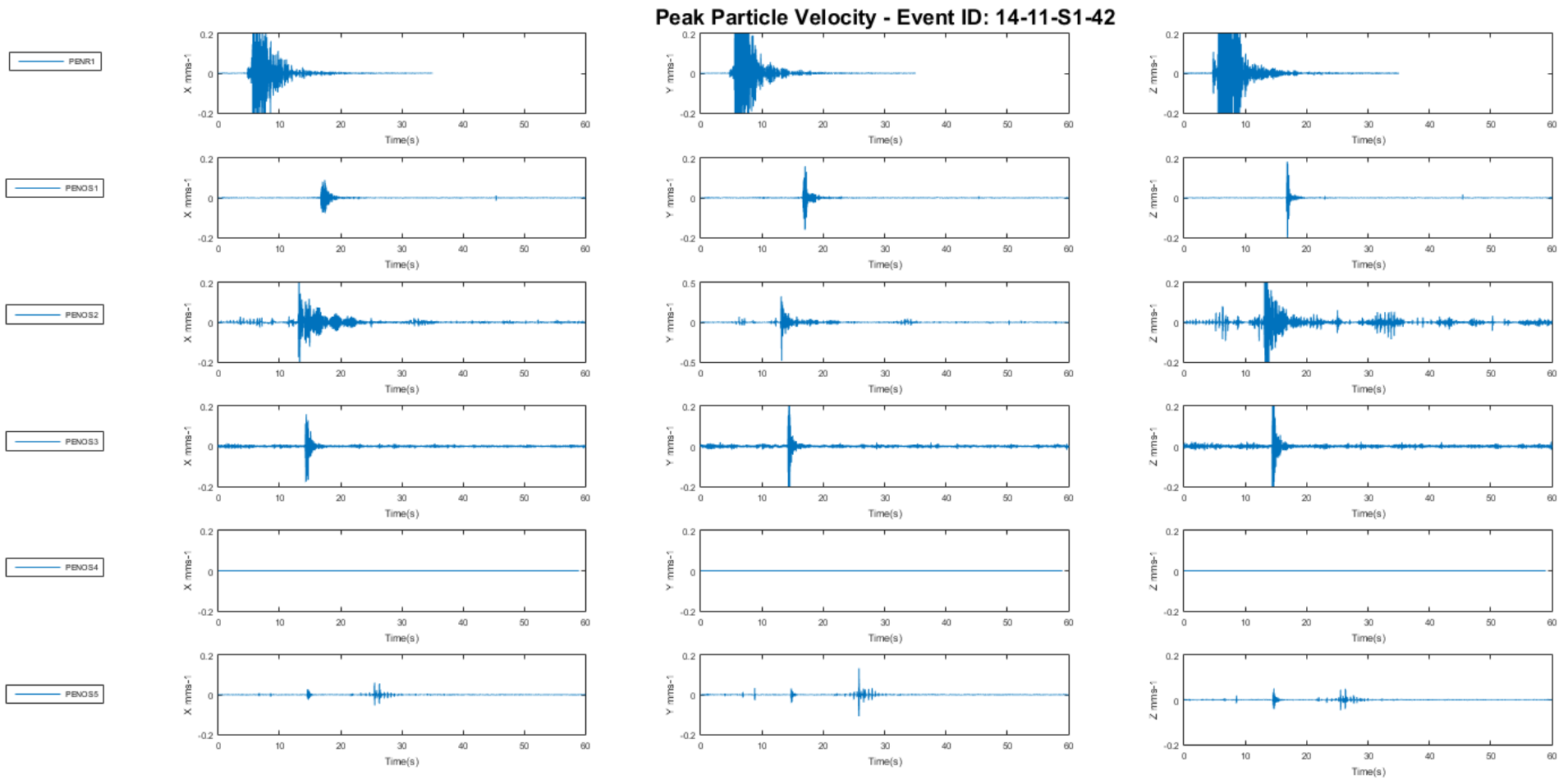


FIGURE 3.34: PEN_OS 1 - 5 14-11-S1-42

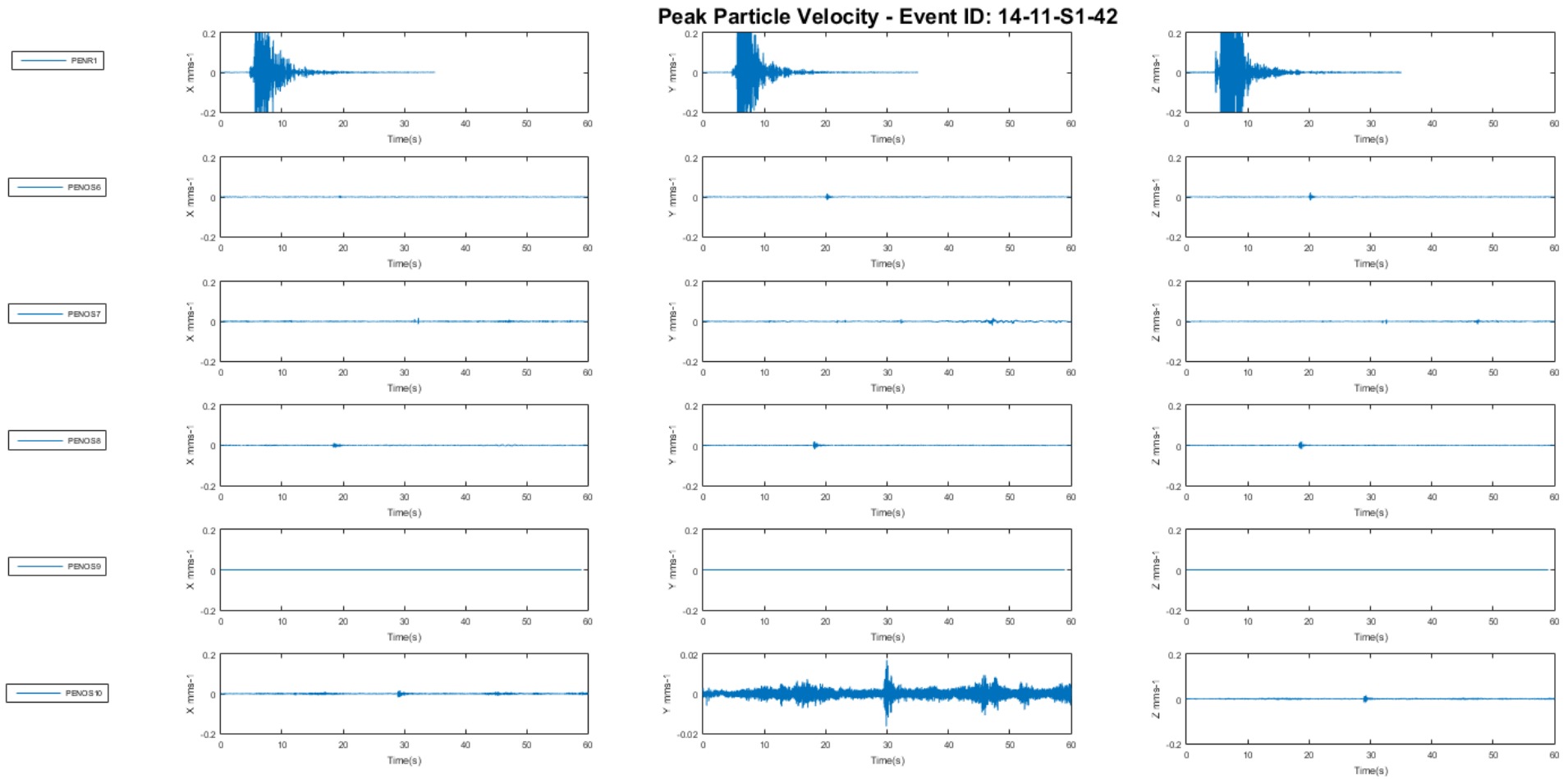


FIGURE 3.35: PEN_OS 6 - 10 14-11-S1-42

Event ID: 14-11-S1-42

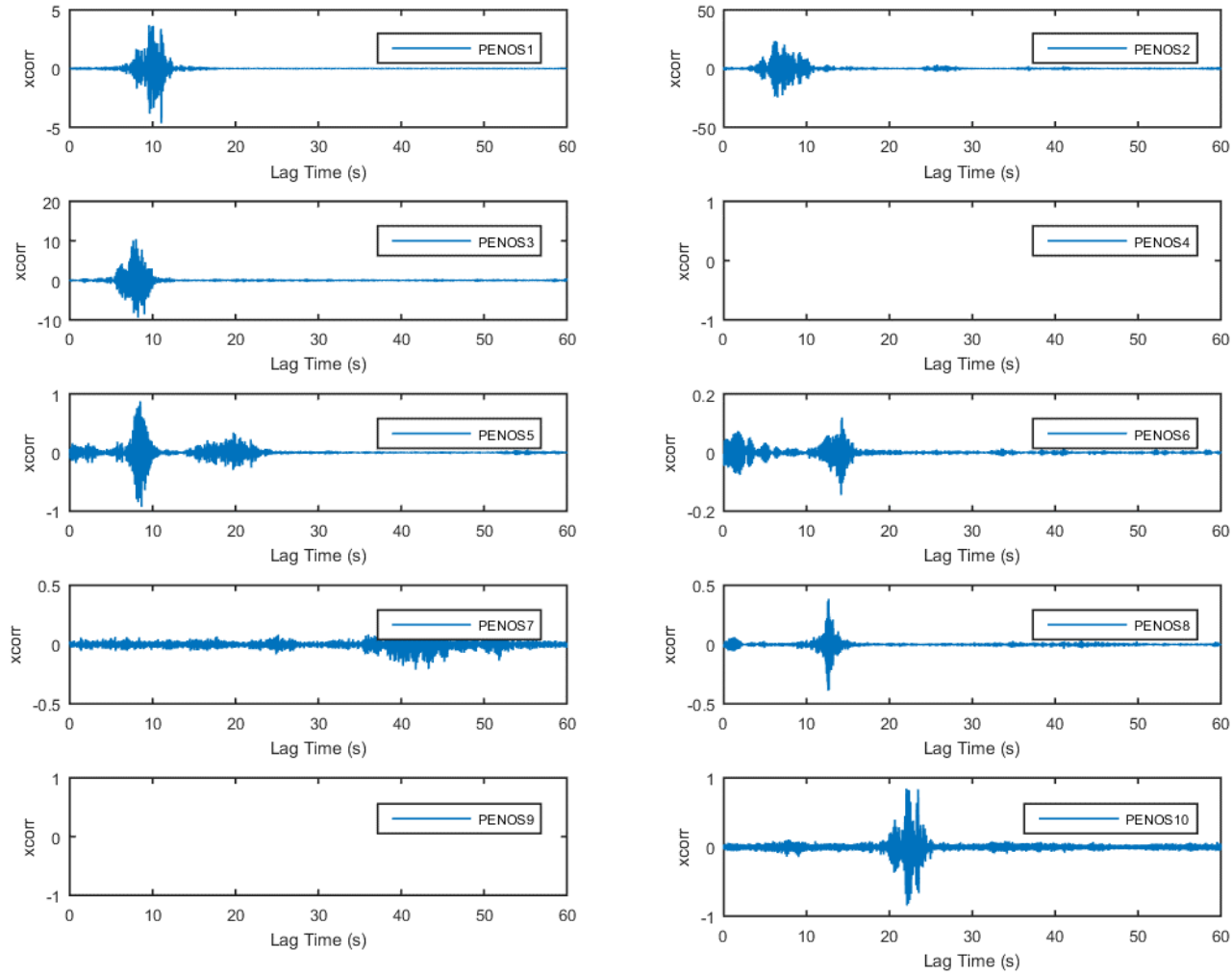


FIGURE 3.36: CROSS CORRELATION PEN_OS 1 - 10 14-11-S1-42

Peak Particle Velocity - Event ID: 14-11-S1-49, S2-118

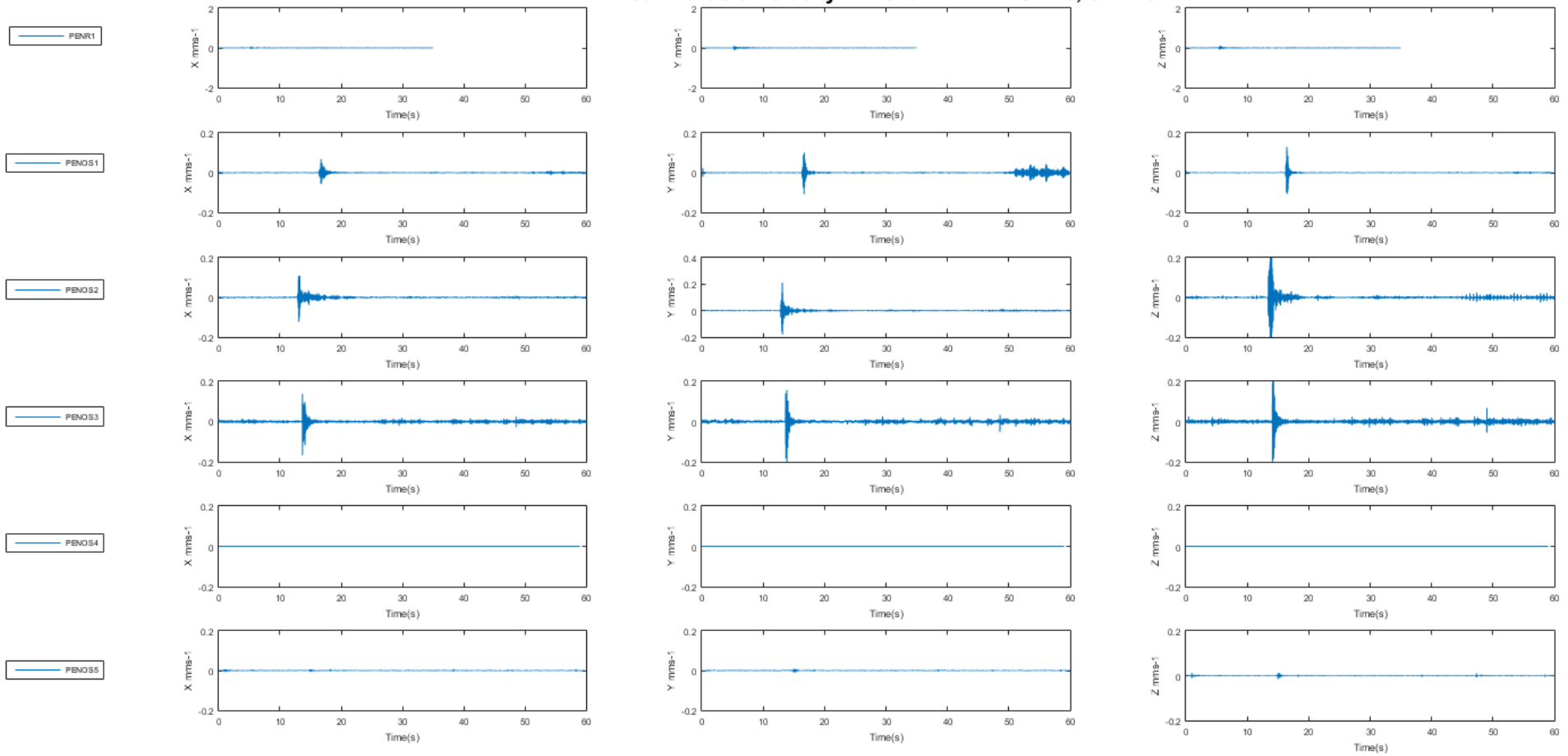


FIGURE 3.37: PEN_OS 1 - 5 14-11-S1-49, S2-118

Peak Particle Velocity - Event ID: 14-11-S1-49, S2-118

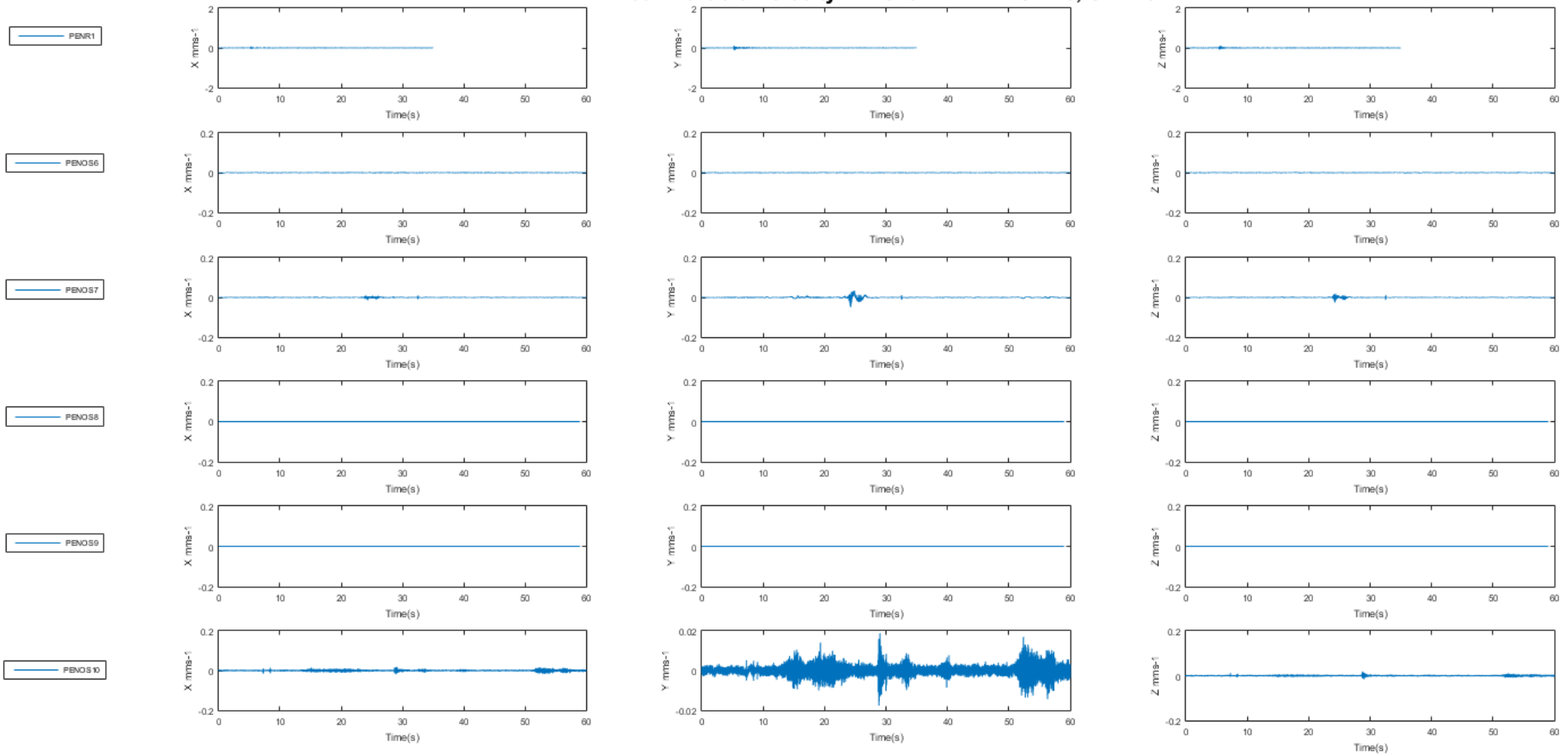


FIGURE 3.38: PEN_OS 6 - 10 14-11-S1-49, S2-118

Event ID: 14-11-S1-49, S2-118

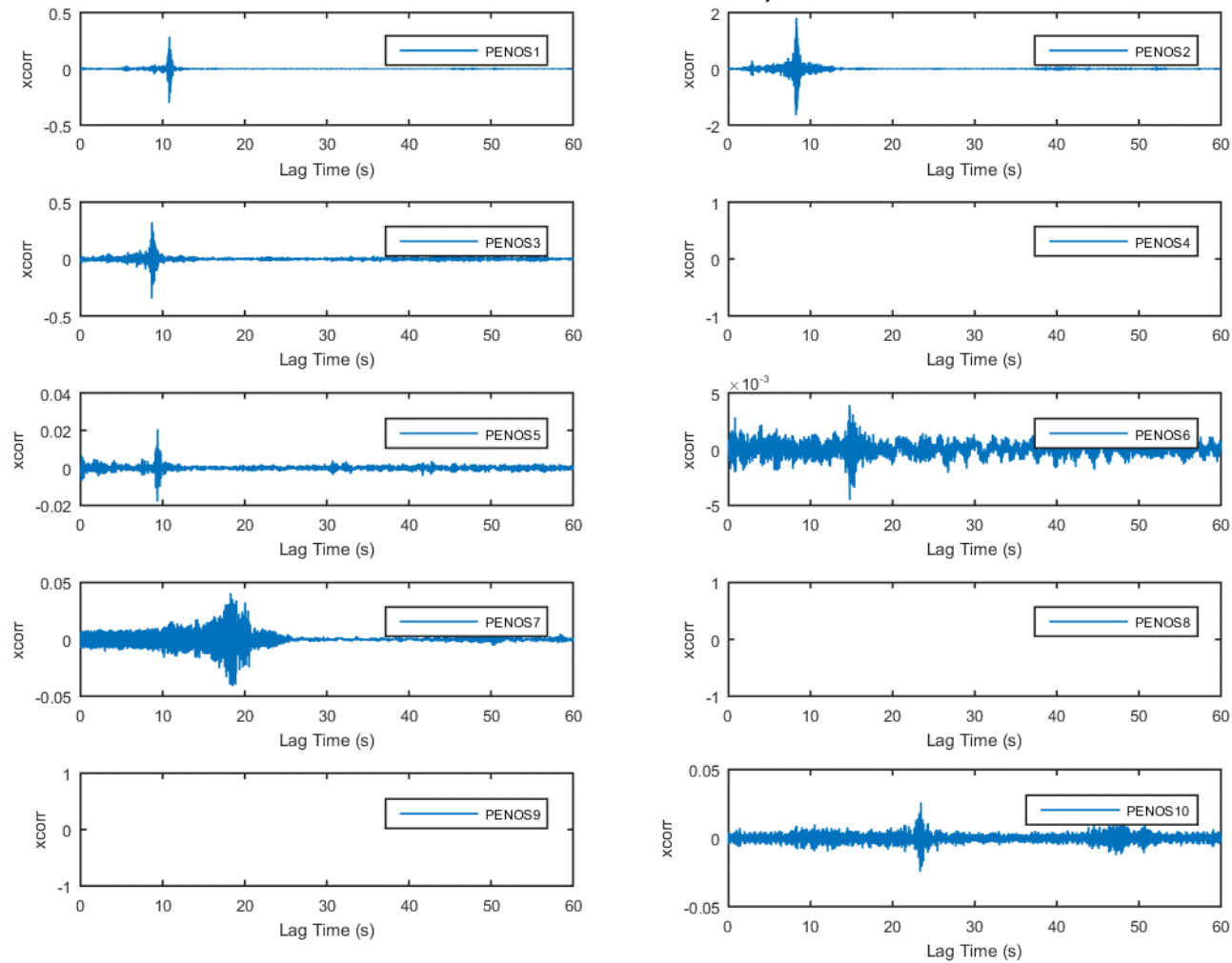


FIGURE 3.39: CROSS CORRELATION PEN_OS 1 - 10 14-11-S1-49, S2-118

Peak Particle Velocity - Event ID: 14-11-S1-49, S2-118

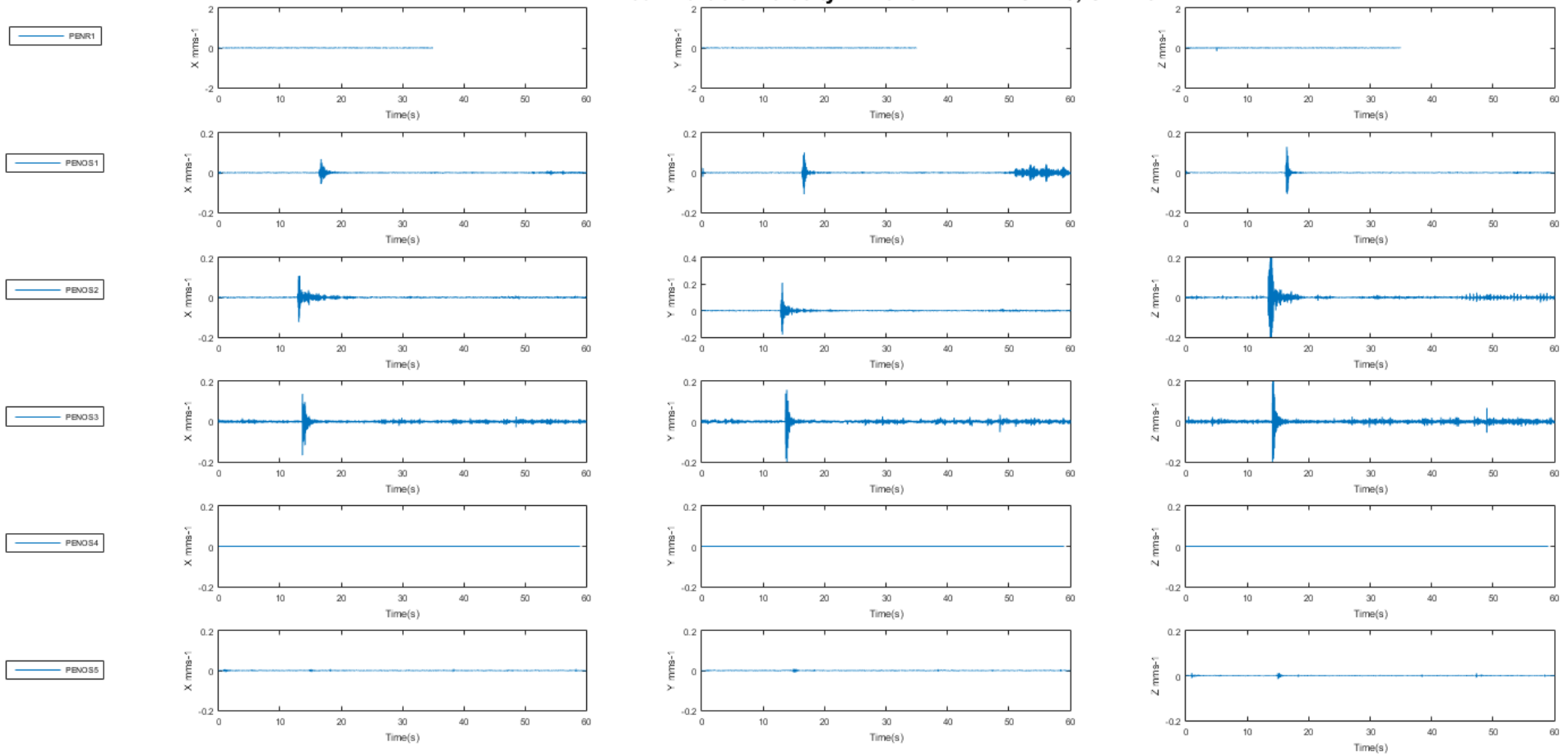


FIGURE 3.40: PEN_OS 1 - 5 14-11-S1-49, S2-118

Peak Particle Velocity - Event ID: 14-11-S1-49, S2-118

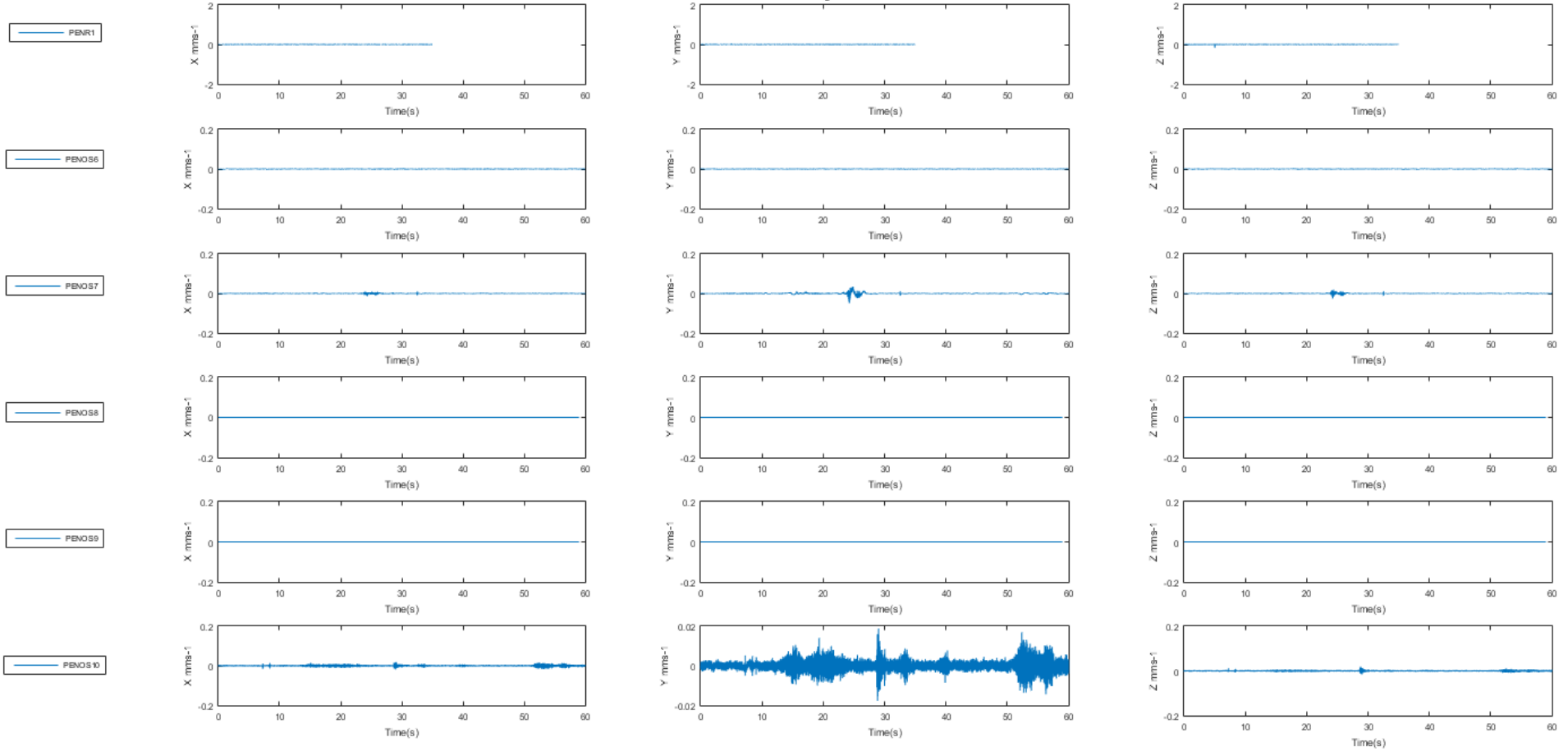


FIGURE 3.41: PEN_OS 6 - 10 14-11-S1-49, S2-118

Event ID: 14-11-S1-49, S2-118

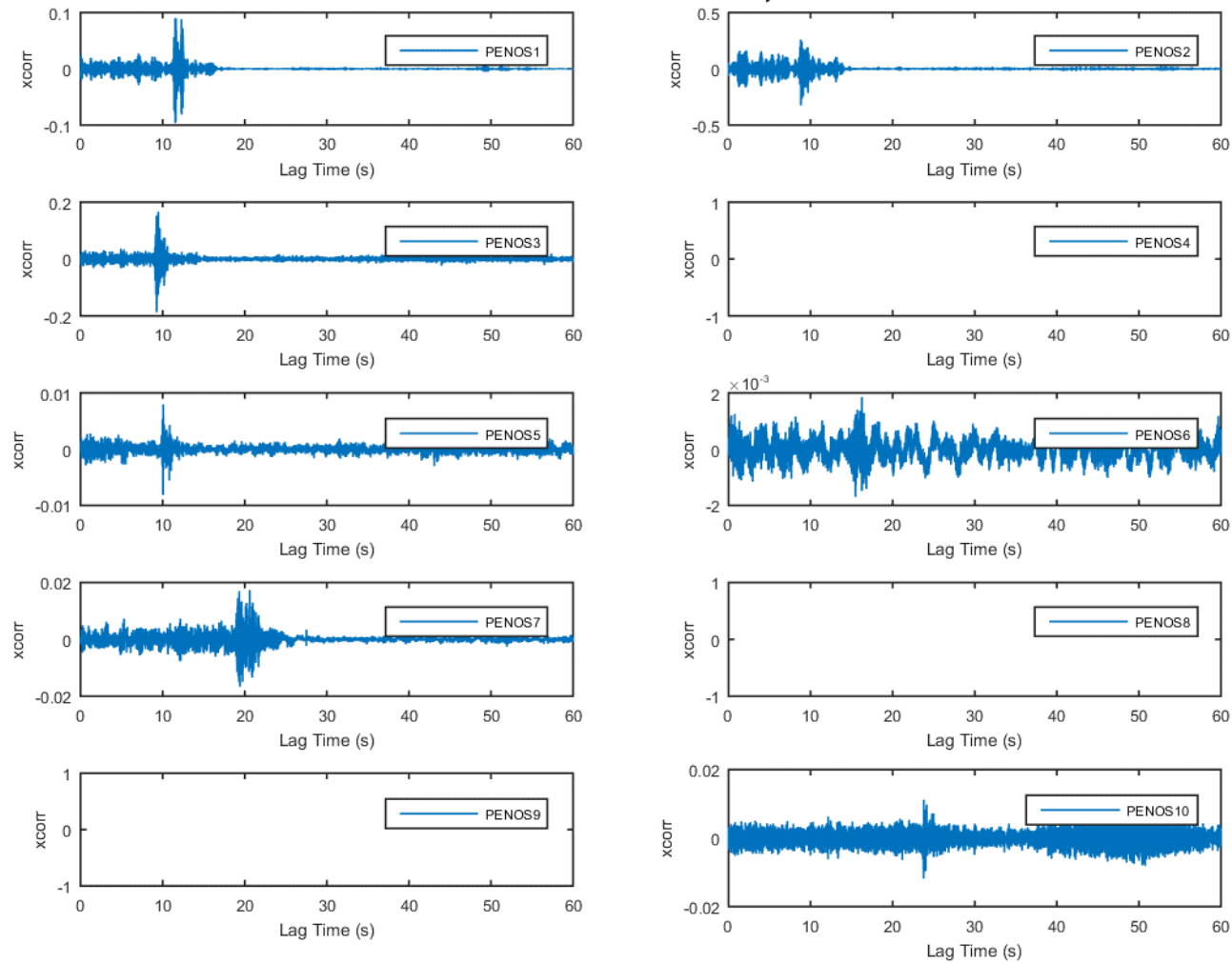


FIGURE 3.42: CROSS CORRELATION PEN_OS 1 - 10 14-11-S1-49, S2-118

Peak Particle Velocity - Event ID: 14-11-S1-50, S2-122

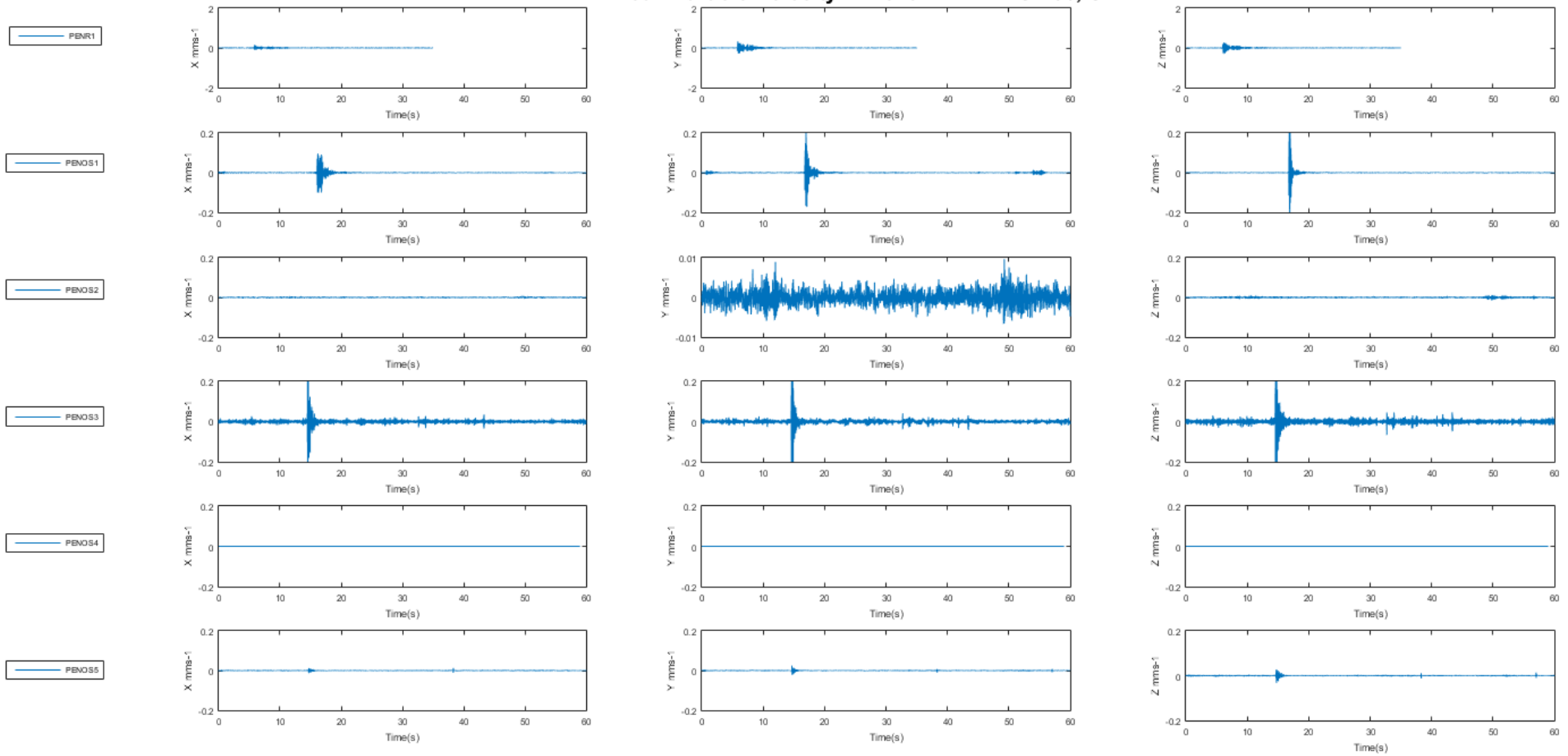


FIGURE 3.43: PEN_OS 1 - 5 14-11-S1-50, S2-122

Peak Particle Velocity - Event ID: 14-11-S1-50, S2-122

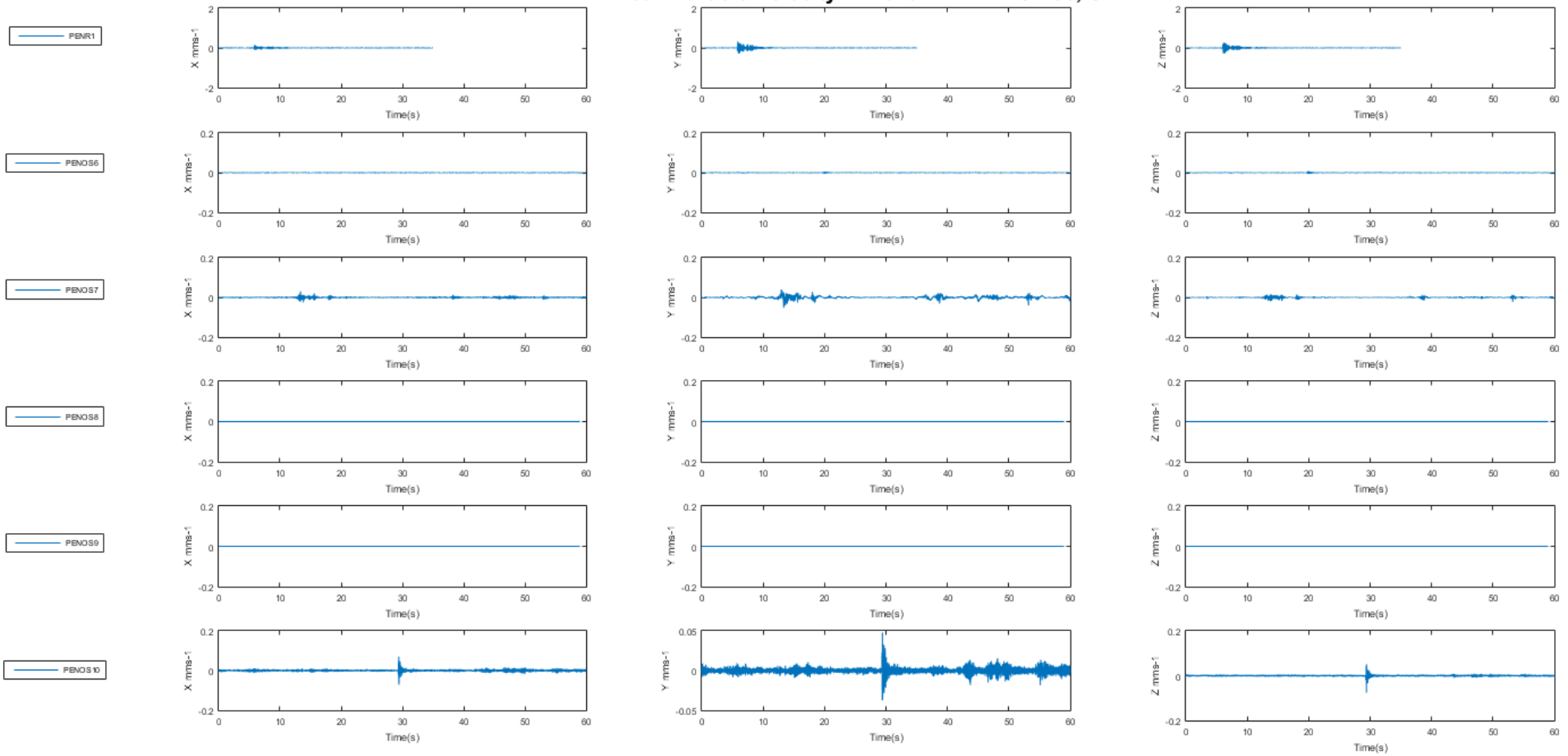


FIGURE 3.44: PEN_OS 6 - 10 14-11-S1-50, S2-122

Event ID: 14-11-S1-50, S2-122

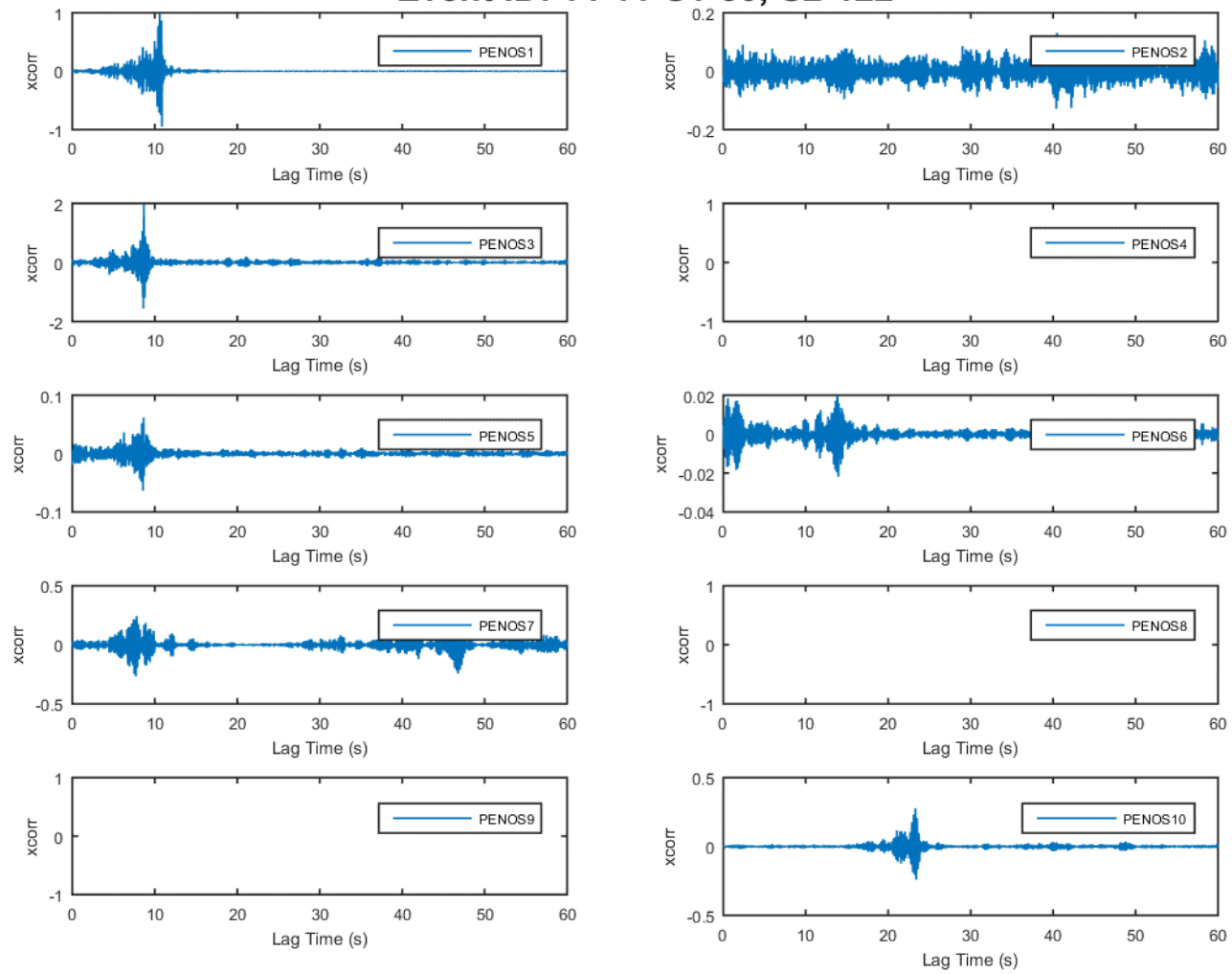


FIGURE 3.45: CROSS CORRELATION PEN_OS 1 - 10 14-11-S1-50, S2-122

Peak Particle Velocity - Event ID: 14-11-S1-50, S2-122

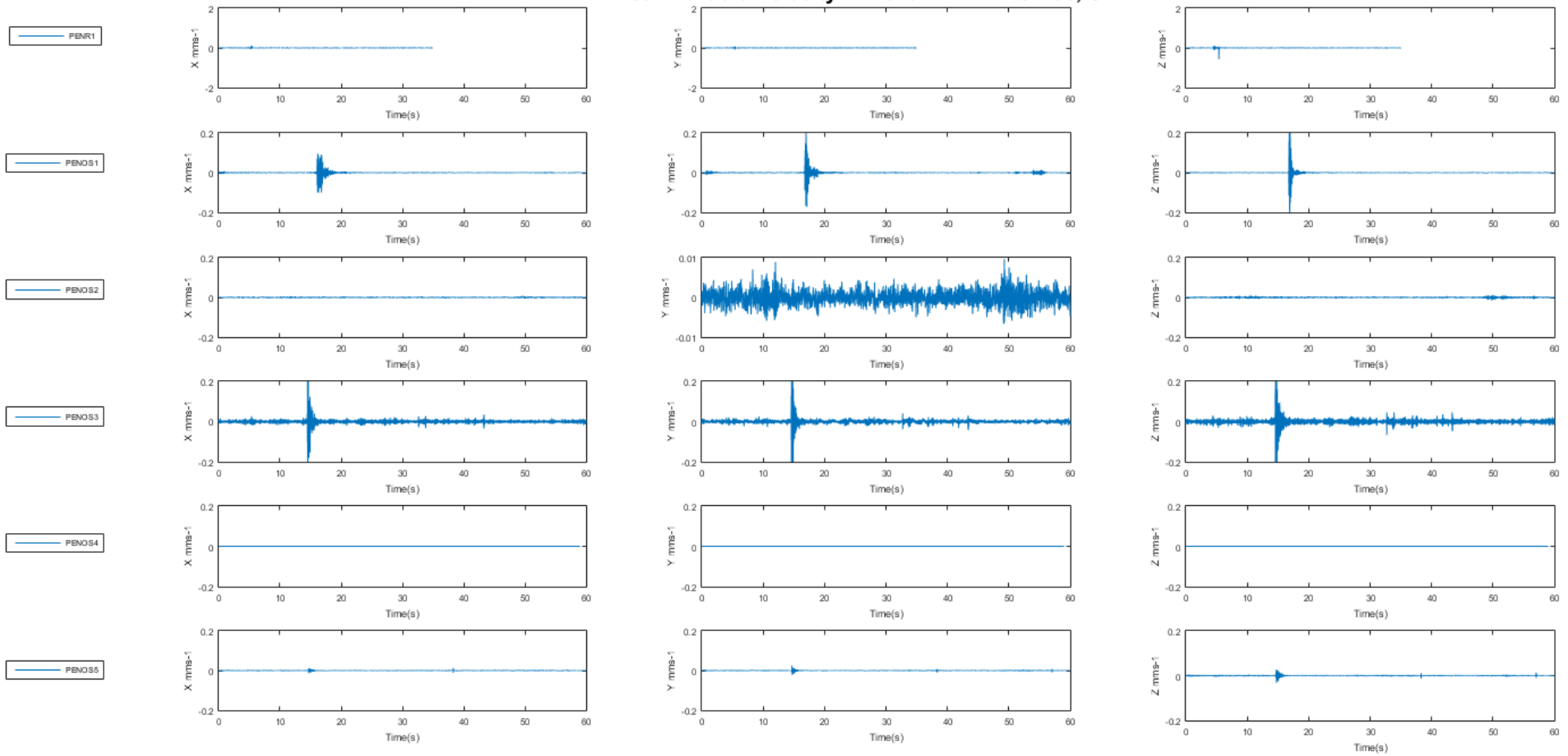


FIGURE 3.46: PEN_OS 1 - 5 14-11-S1-50, S2-122

Peak Particle Velocity - Event ID: 14-11-S1-50, S2-122

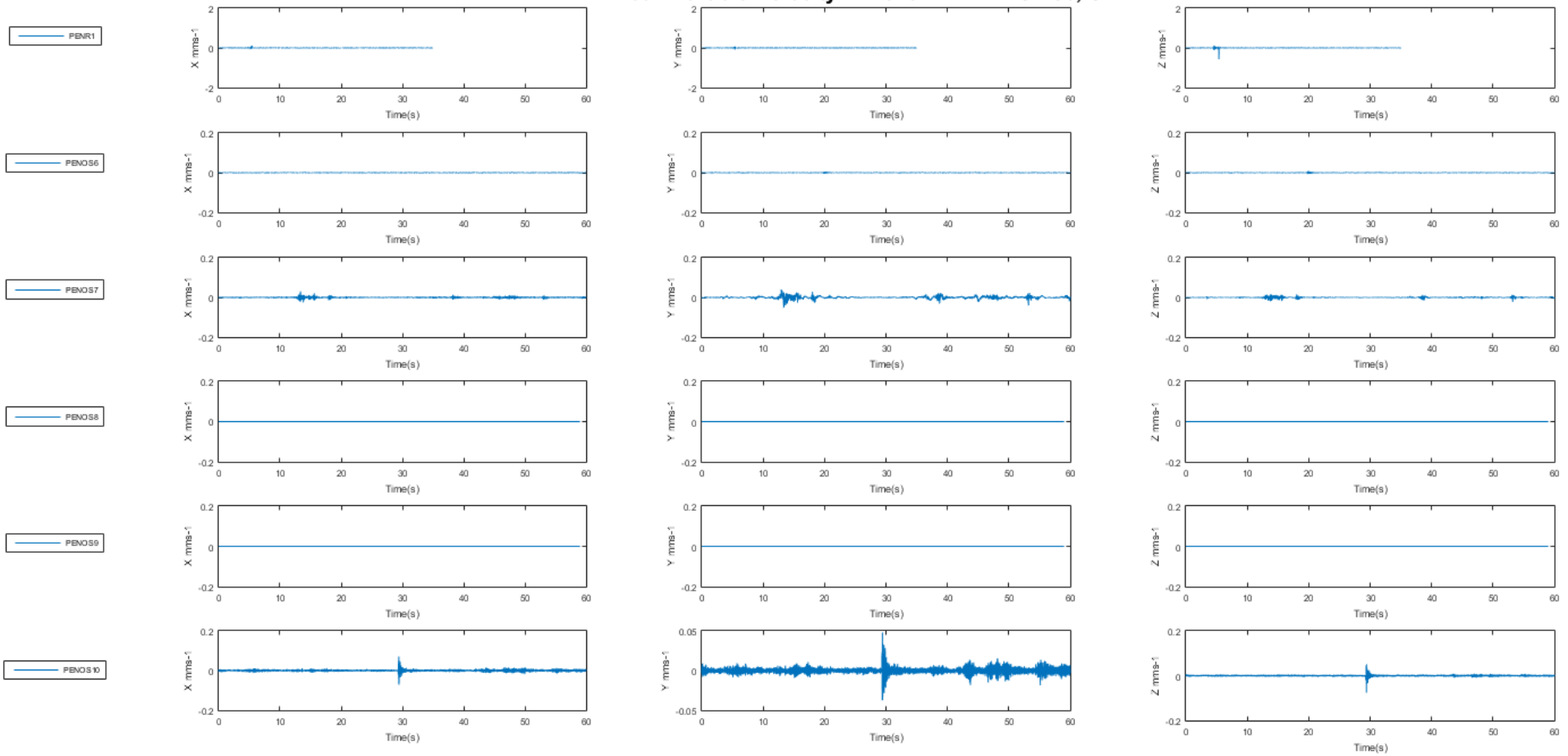


FIGURE 3.47: PEN_OS 6 - 10 14-11-S1-50, S2-122

Event ID: 14-11-S1-50, S2-122

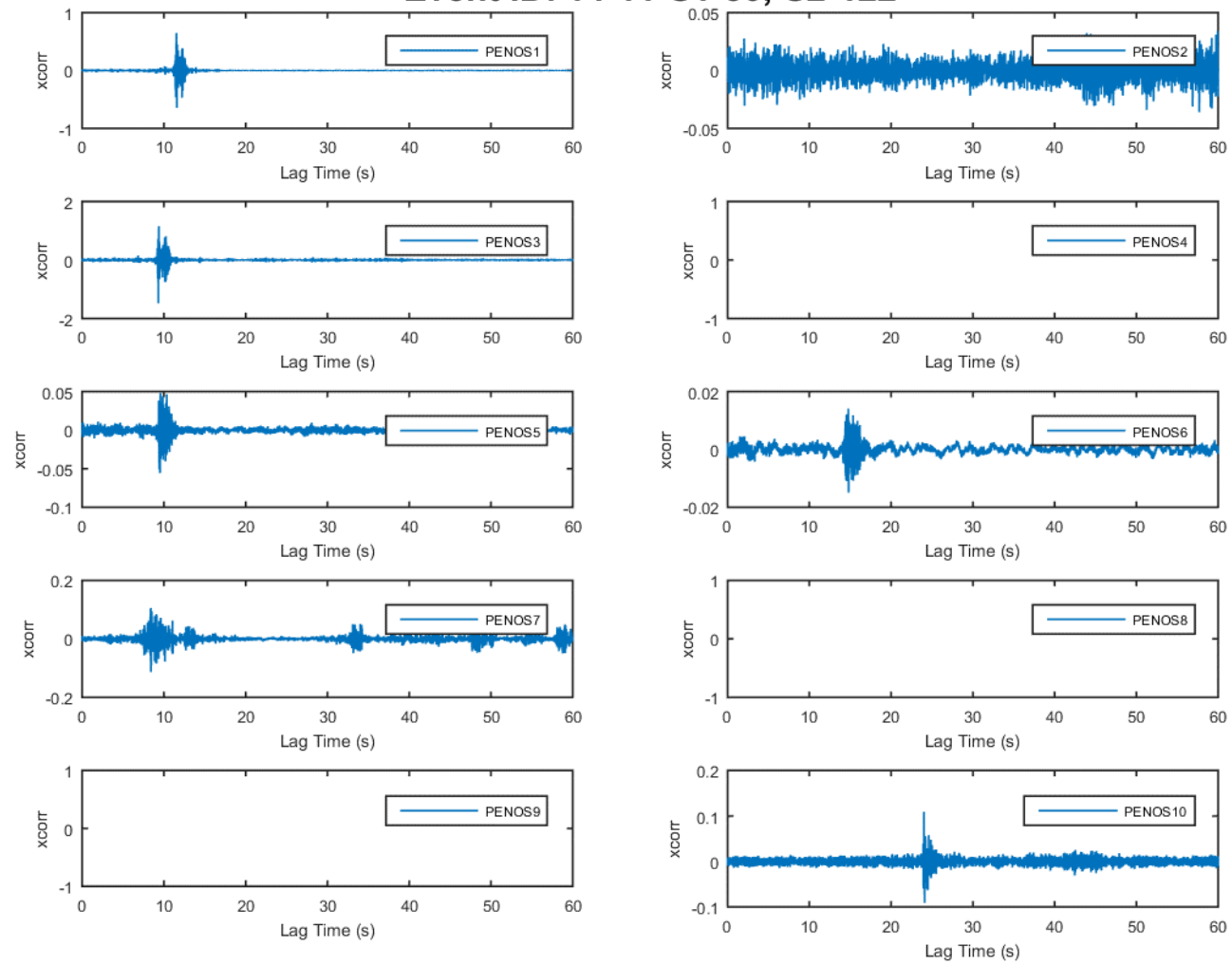


FIGURE 3.48: CROSS CORRELATION PEN_OS 1 - 10 14-11-S1-50, S2-122

Peak Particle Velocity - Event ID: 14-11-S1-65

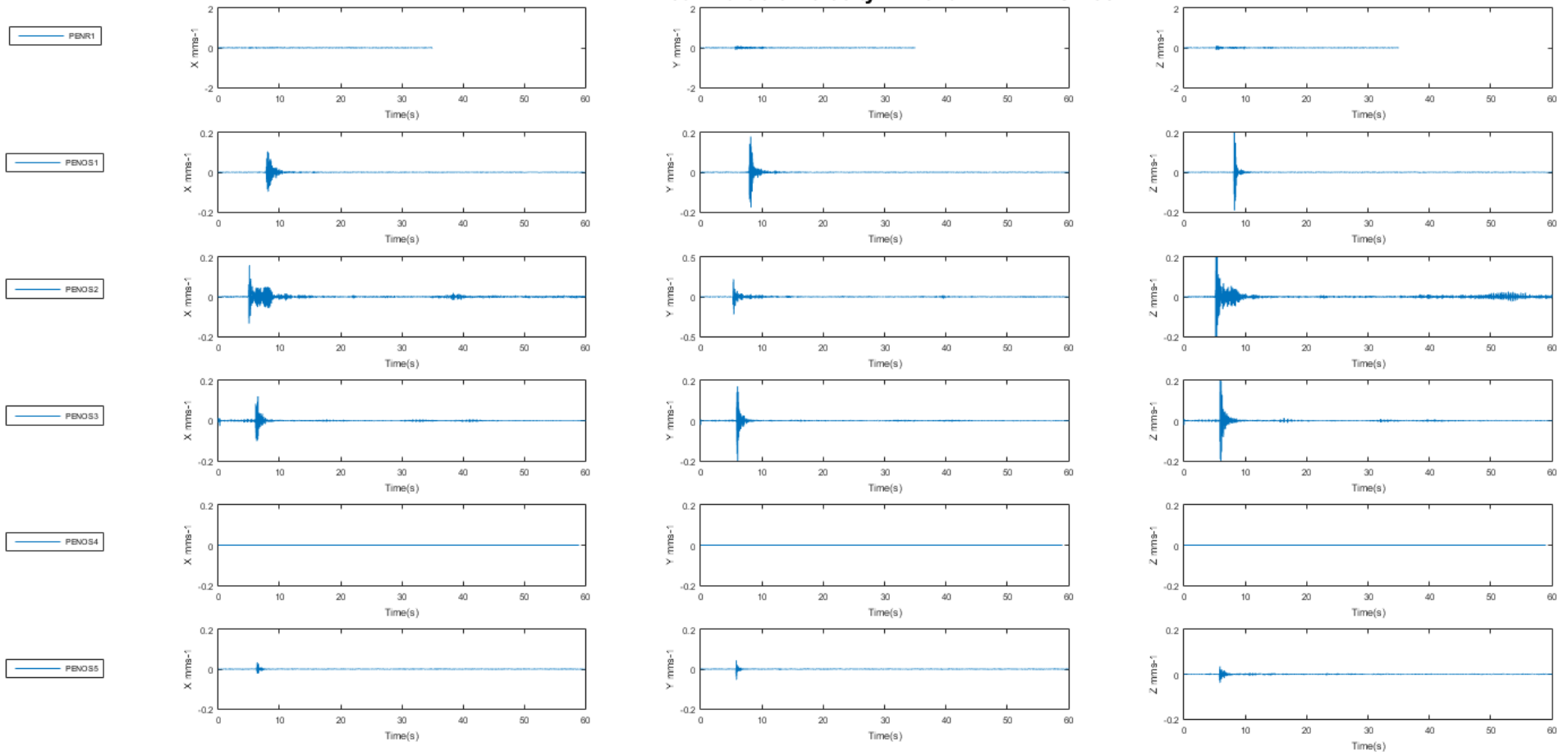


FIGURE 3.49: PEN_OS 1 - 5 14-11-S1-65

Peak Particle Velocity - Event ID: 14-11-S1-65

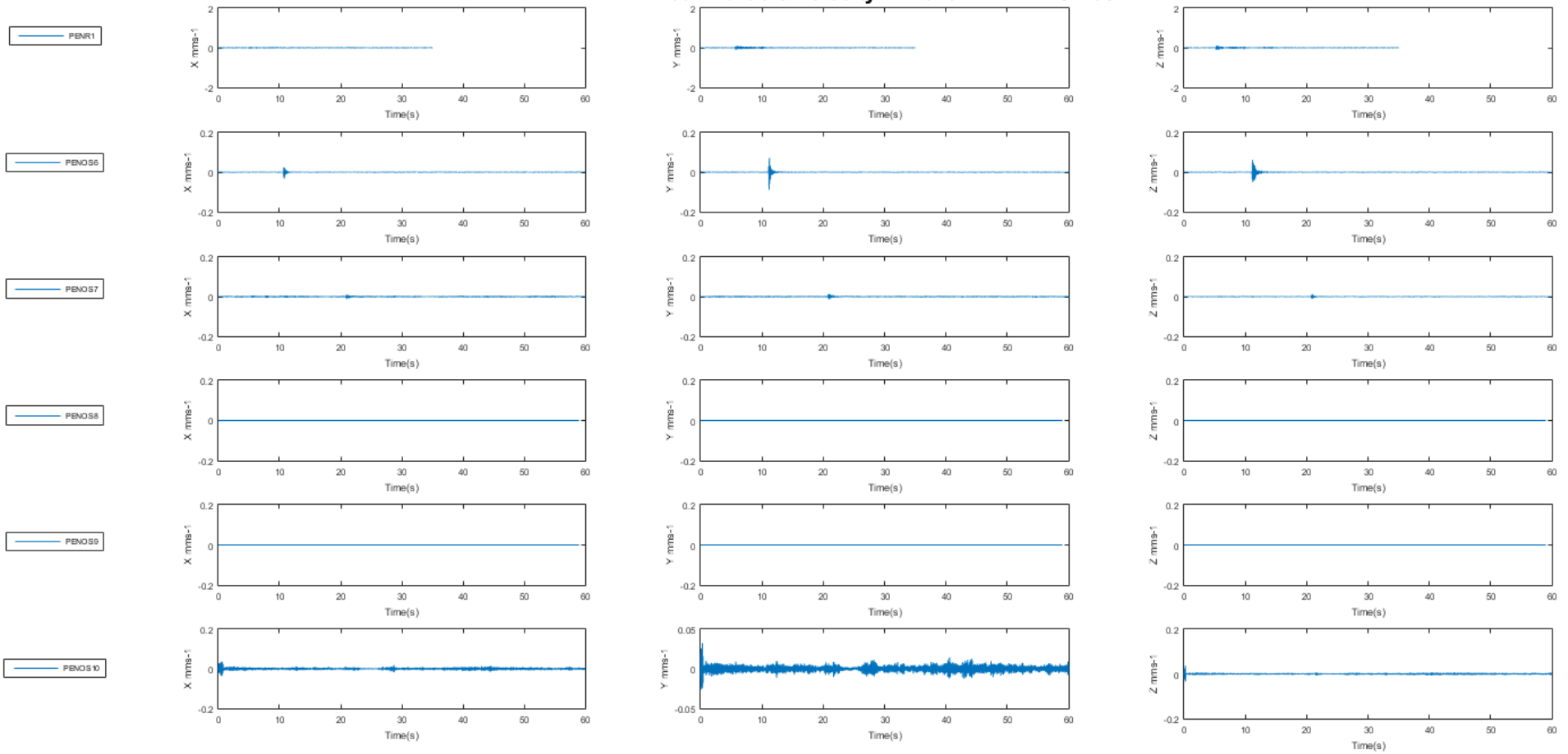


FIGURE 3.50: PEN_OS 6 - 10 14-11-S1-65

Event ID: 14-11-S1-65

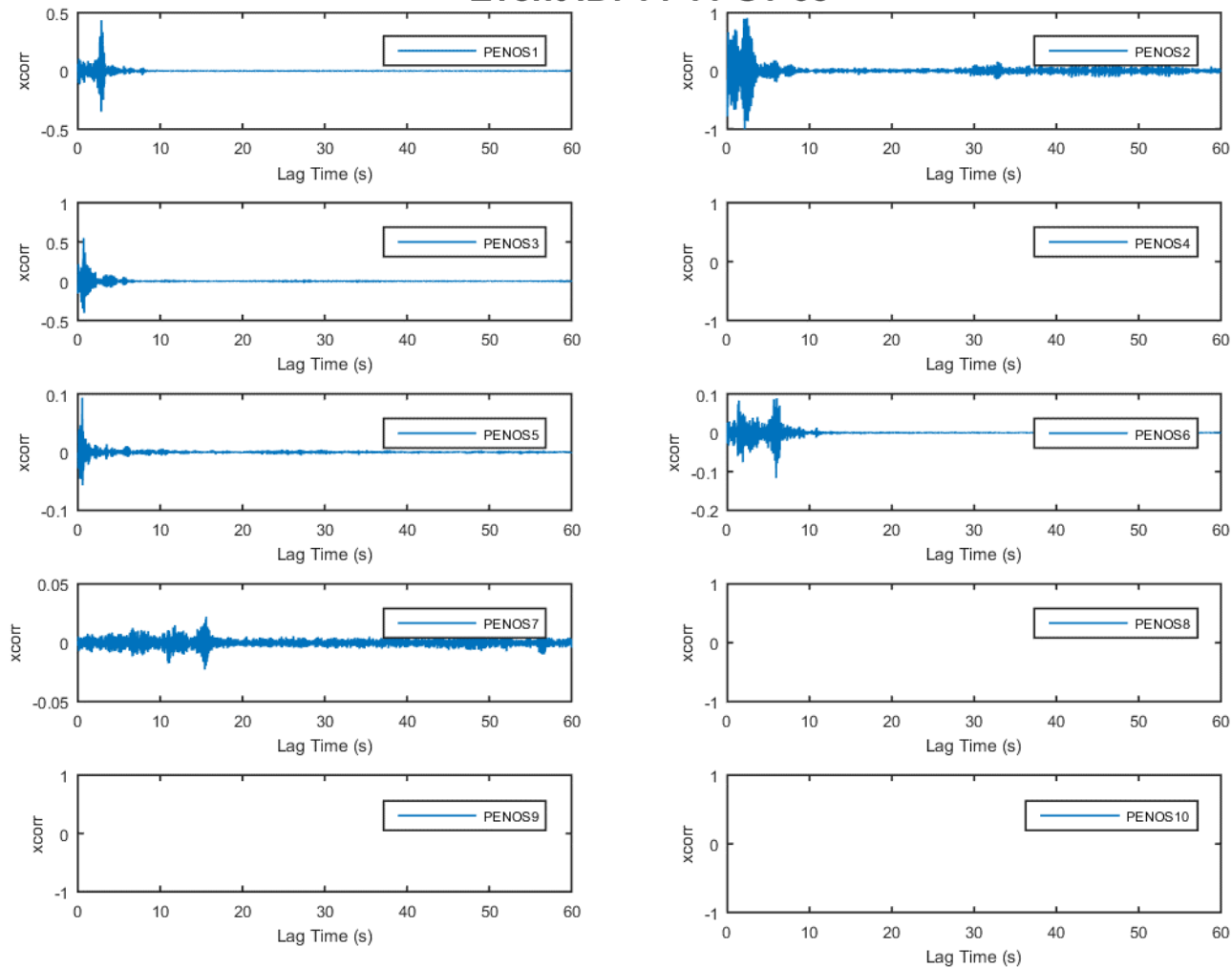


FIGURE 3.51: CROSS CORRELATION PEN_OS 1 - 10 14-11-S1-65

Peak Particle Velocity - Event ID: 14-11-S1-66

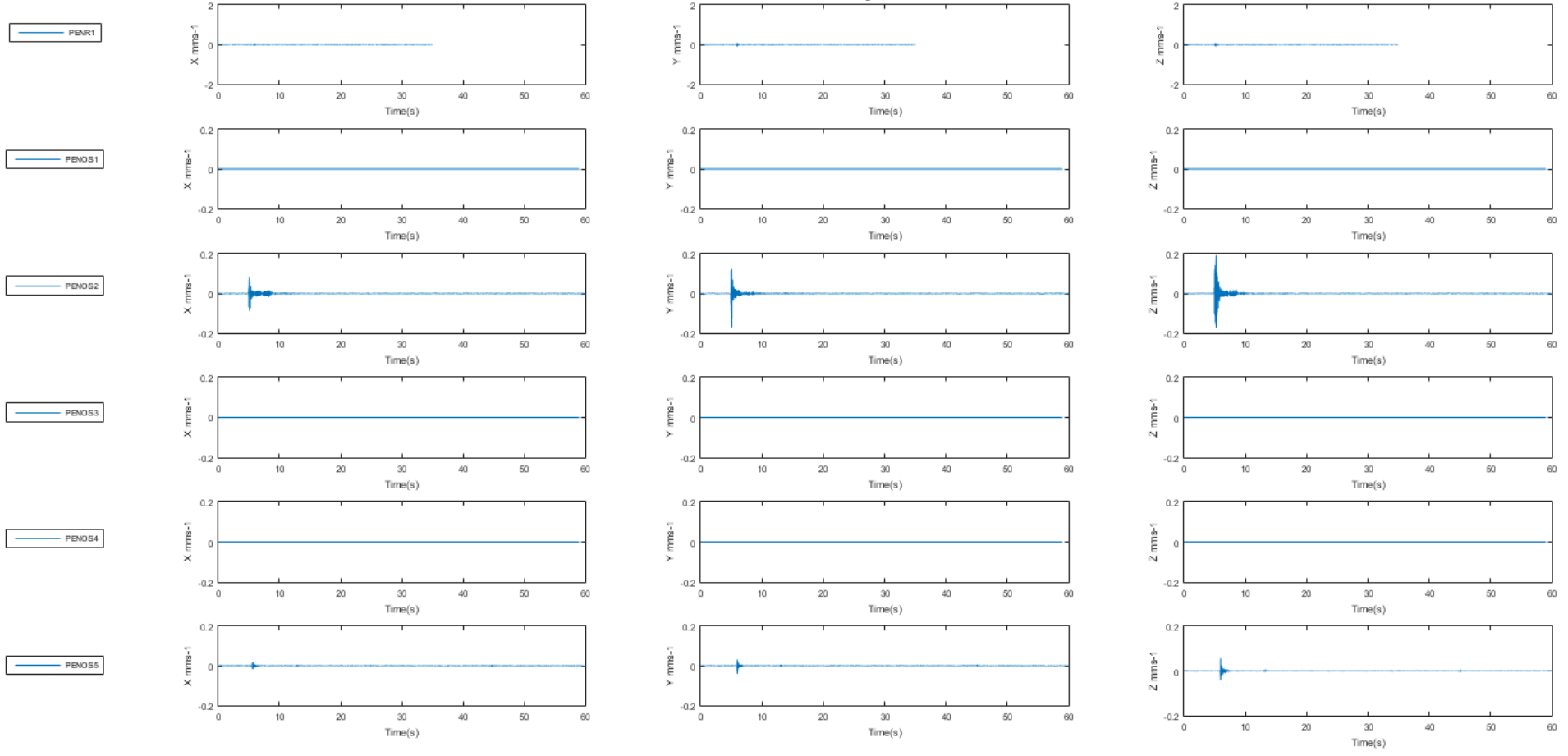


FIGURE 3.52: PEN_OS 1 - 5 14-11-S1-66

Peak Particle Velocity - Event ID: 14-11-S1-66

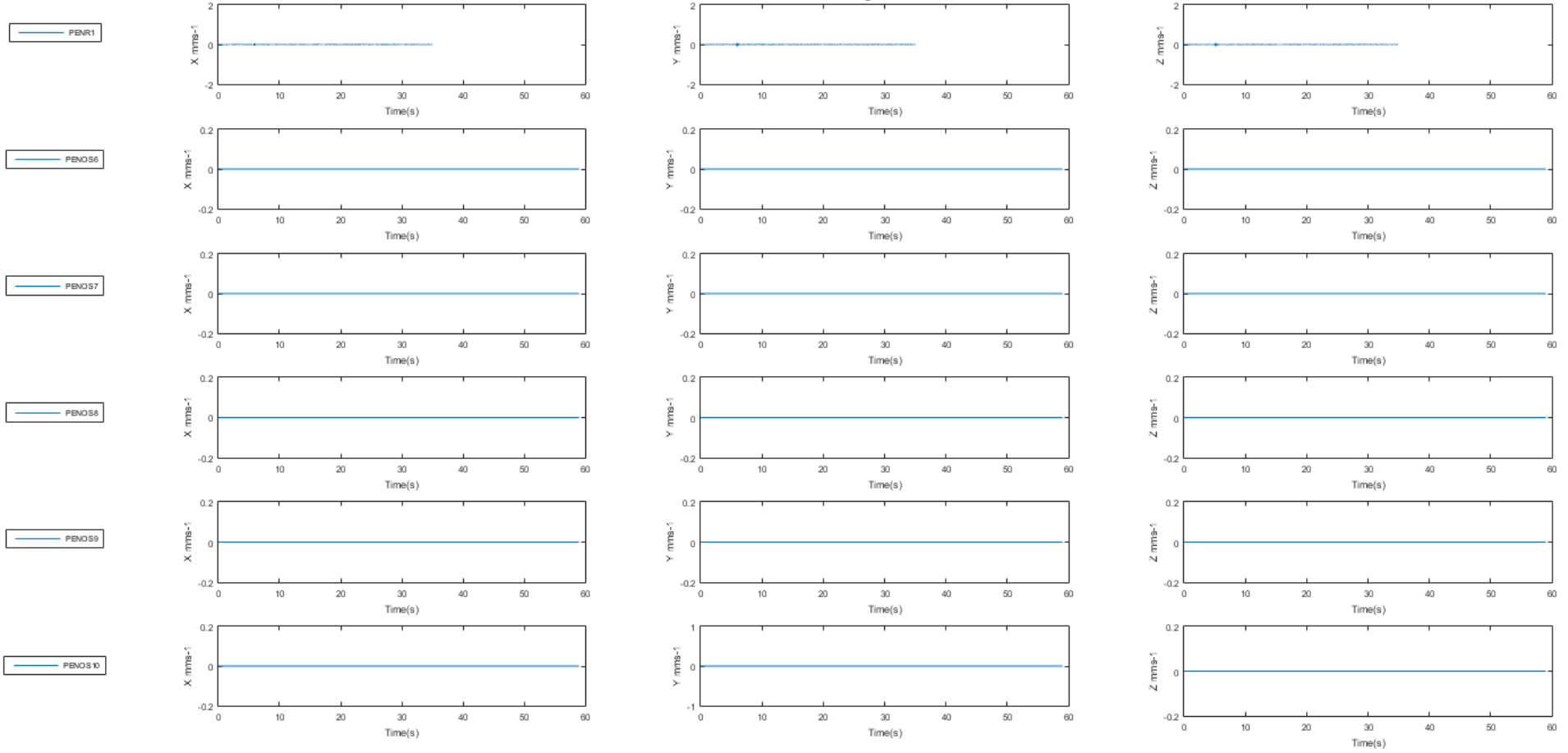


FIGURE 3.53: PEN_OS 6 - 10 14-11-S1-66

Event ID: 14-11-S1-66

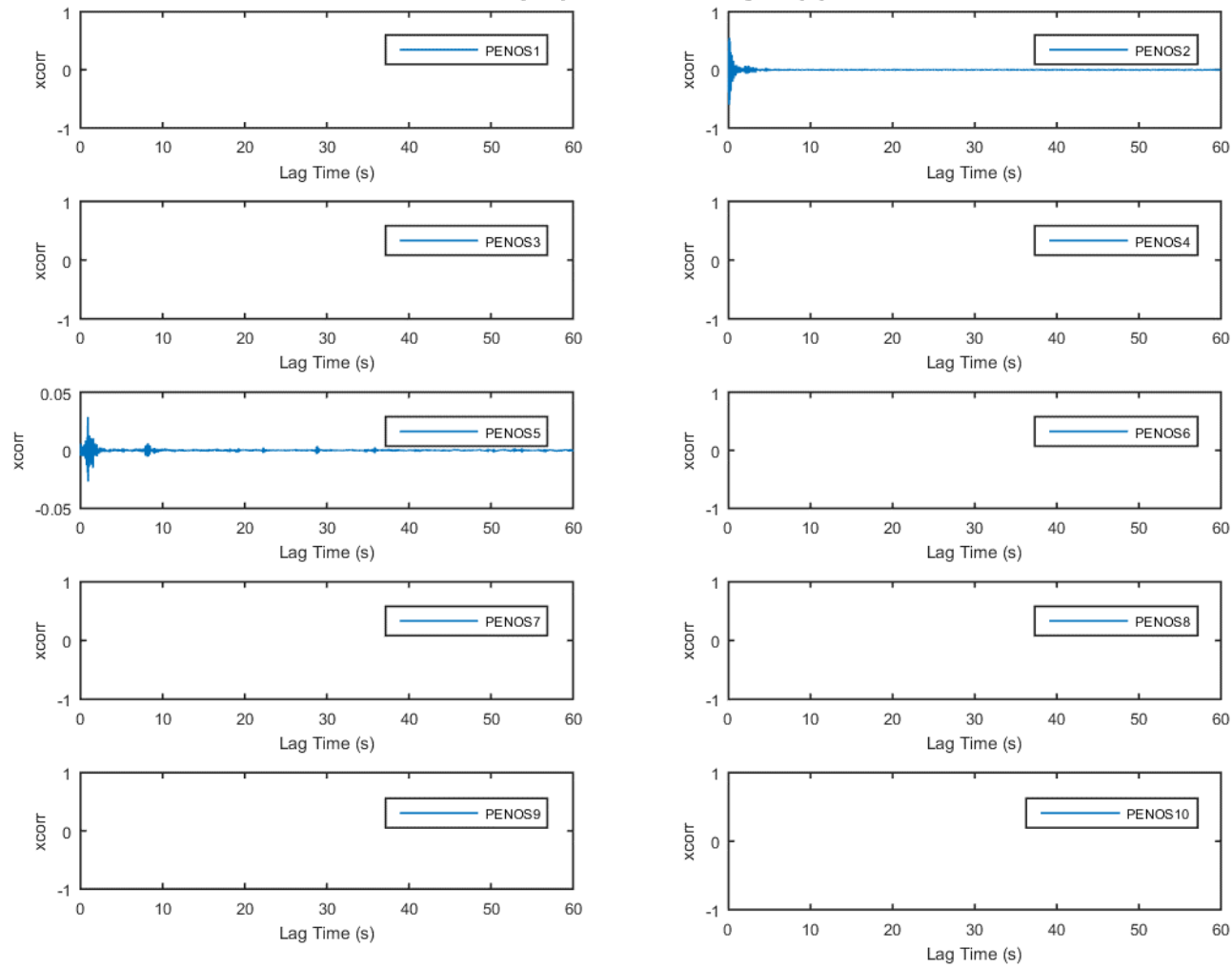


FIGURE 3.54: CROSS CORRELATION PEN_OS 1 - 10 14-11-S1-66

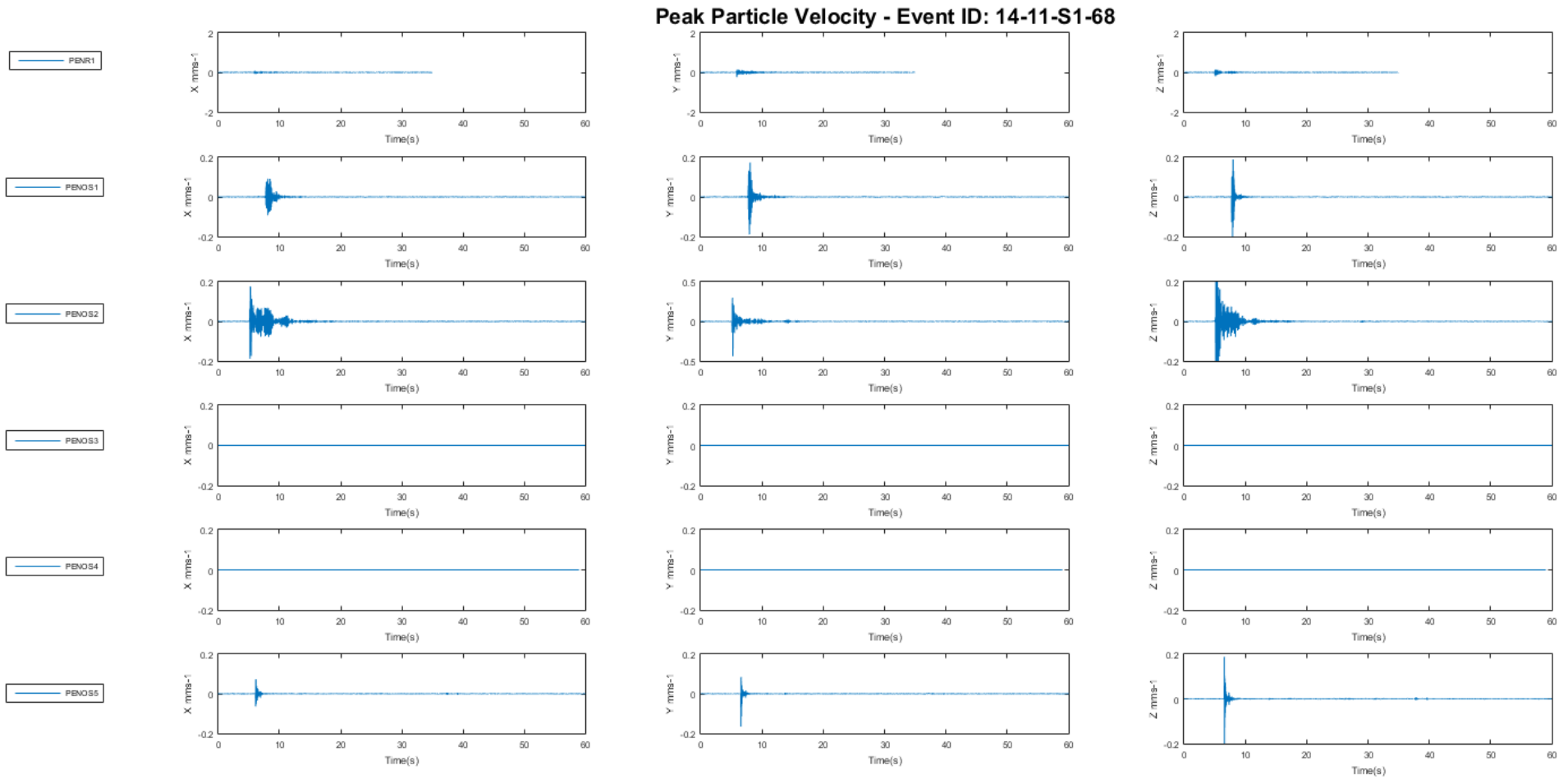


FIGURE 3.55: PEN_OS 1 - 5 14-11-S1-68

Peak Particle Velocity - Event ID: 14-11-S1-68

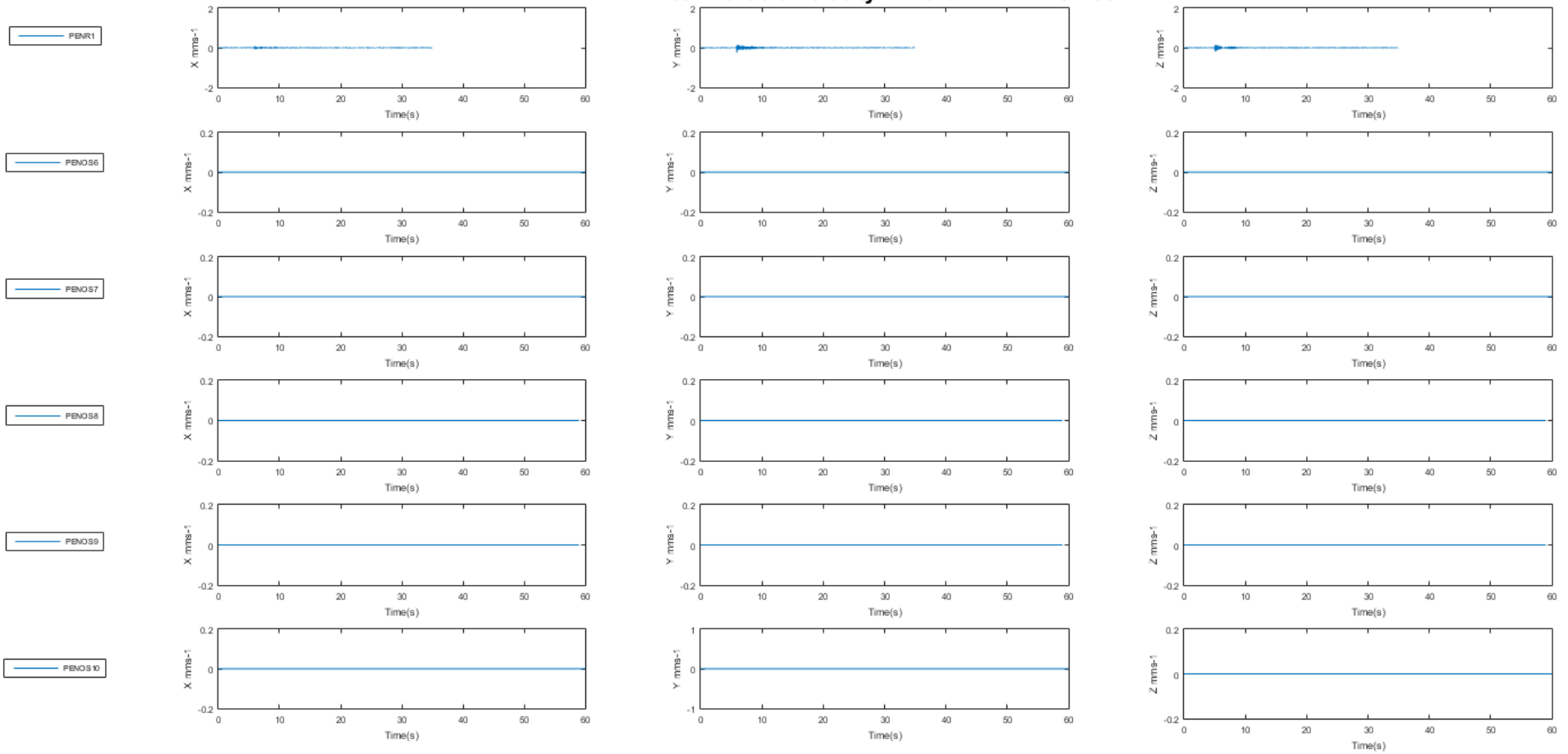


FIGURE 3.56: PEN_OS 6 - 10 14-11-S1-68

Event ID: 14-11-S1-68

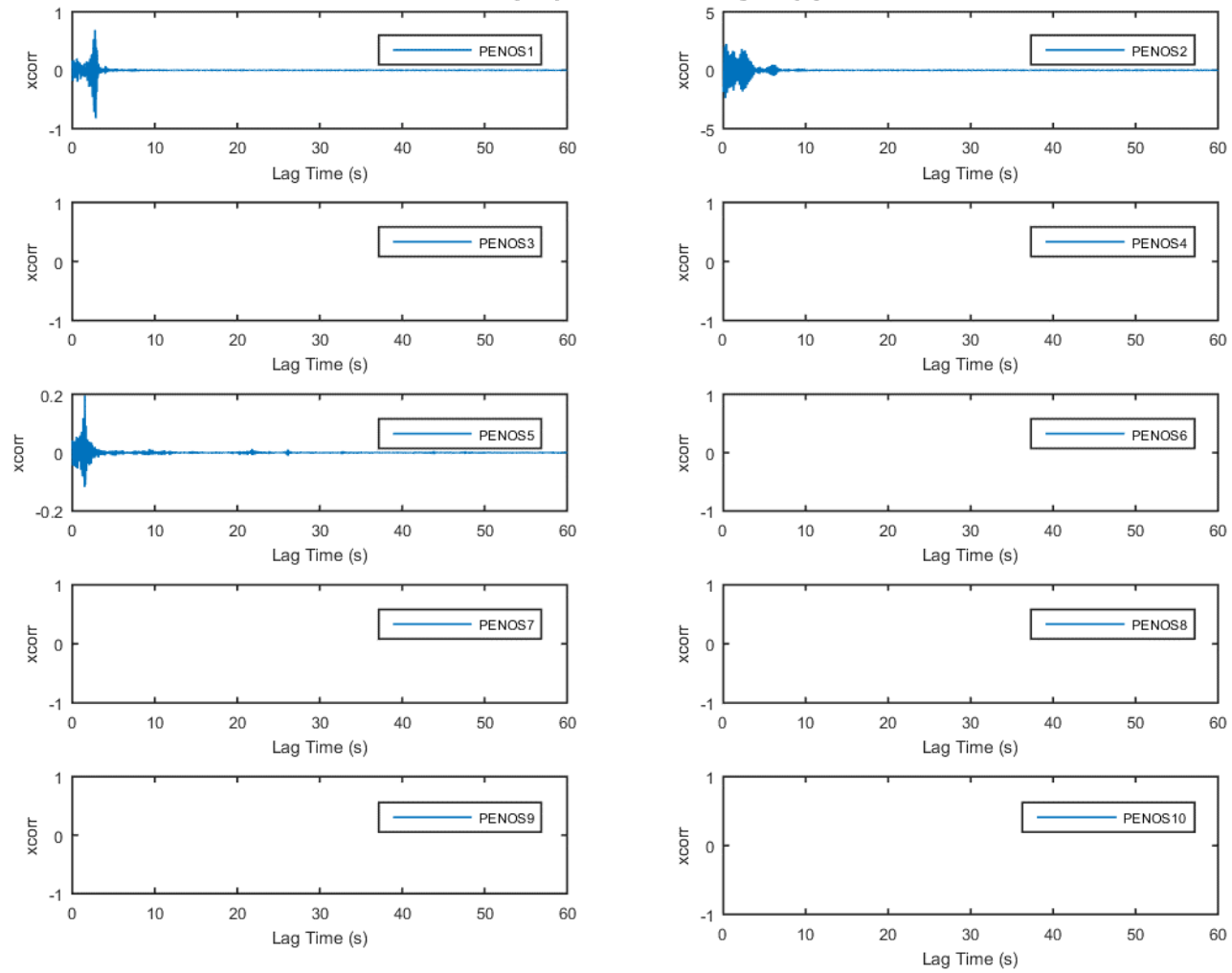


FIGURE 3.57: CROSS CORRELATION PEN_OS 1 - 10 14-11-S1-68

Peak Particle Velocity - Event ID: 14-11-S2-104

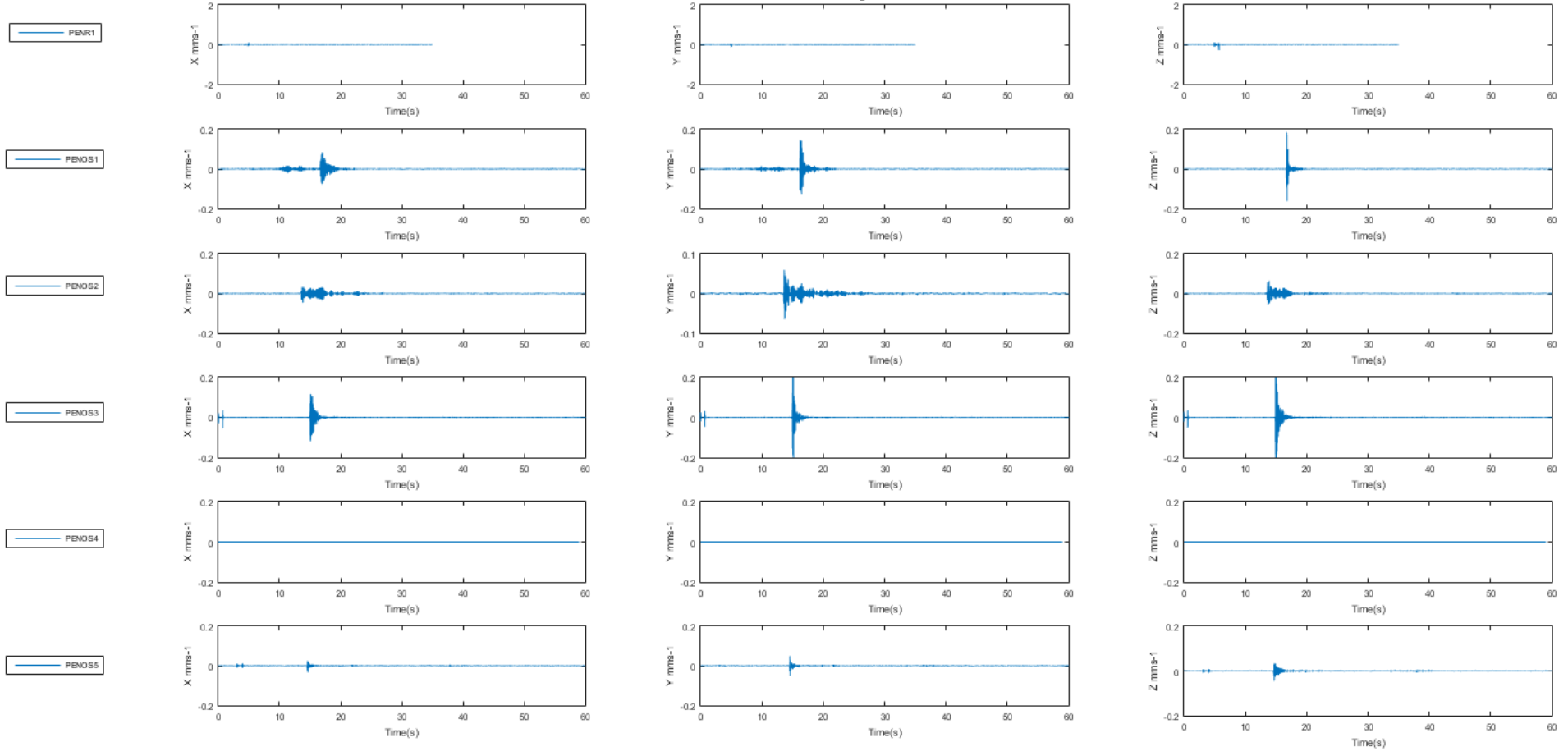


FIGURE 3.58: PEN_OS 1 - 5 14-11-S2-104

Peak Particle Velocity - Event ID: 14-11-S2-104

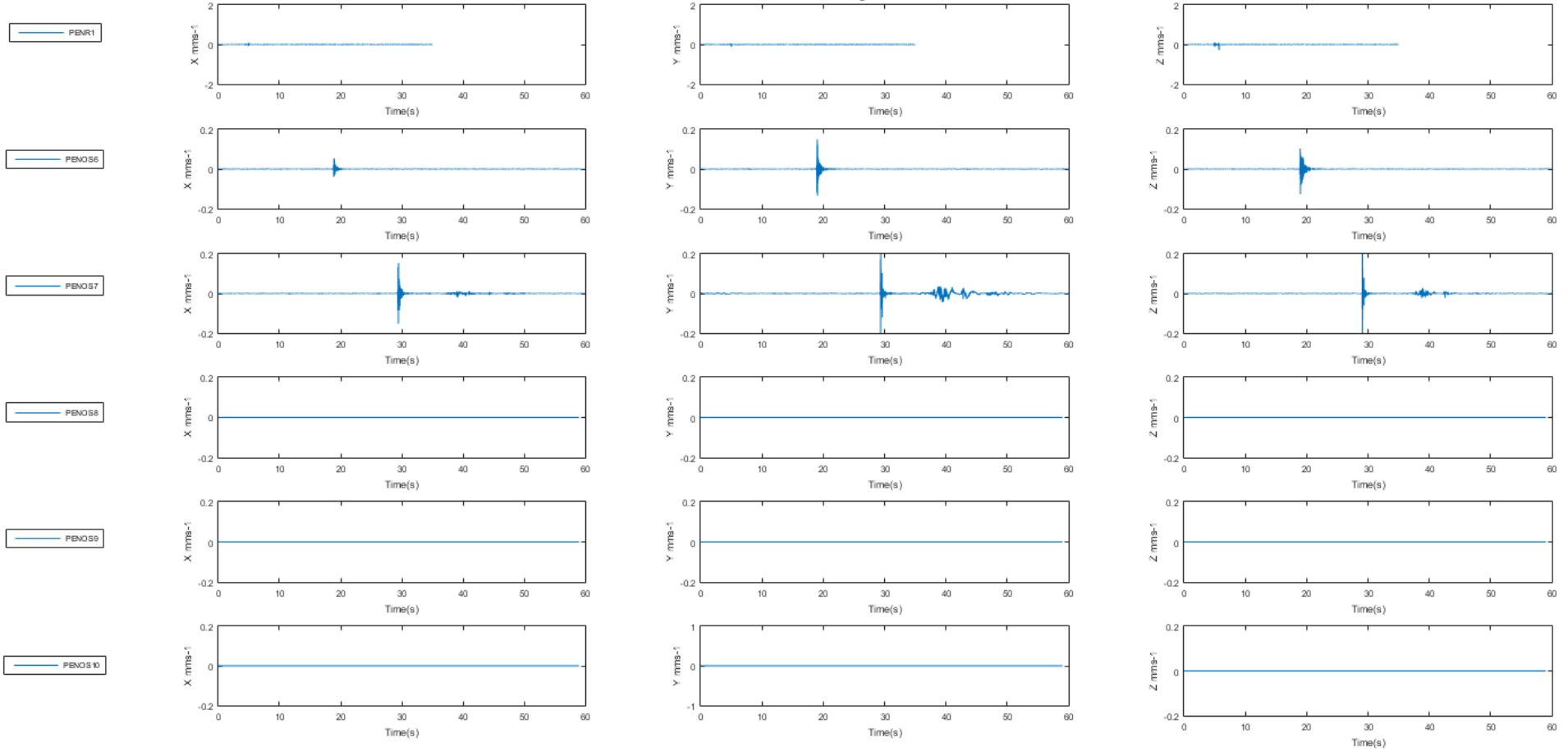


FIGURE 3.59: PEN_OS 6 - 10 14-11-S2-104

Event ID: 14-11-S2-104

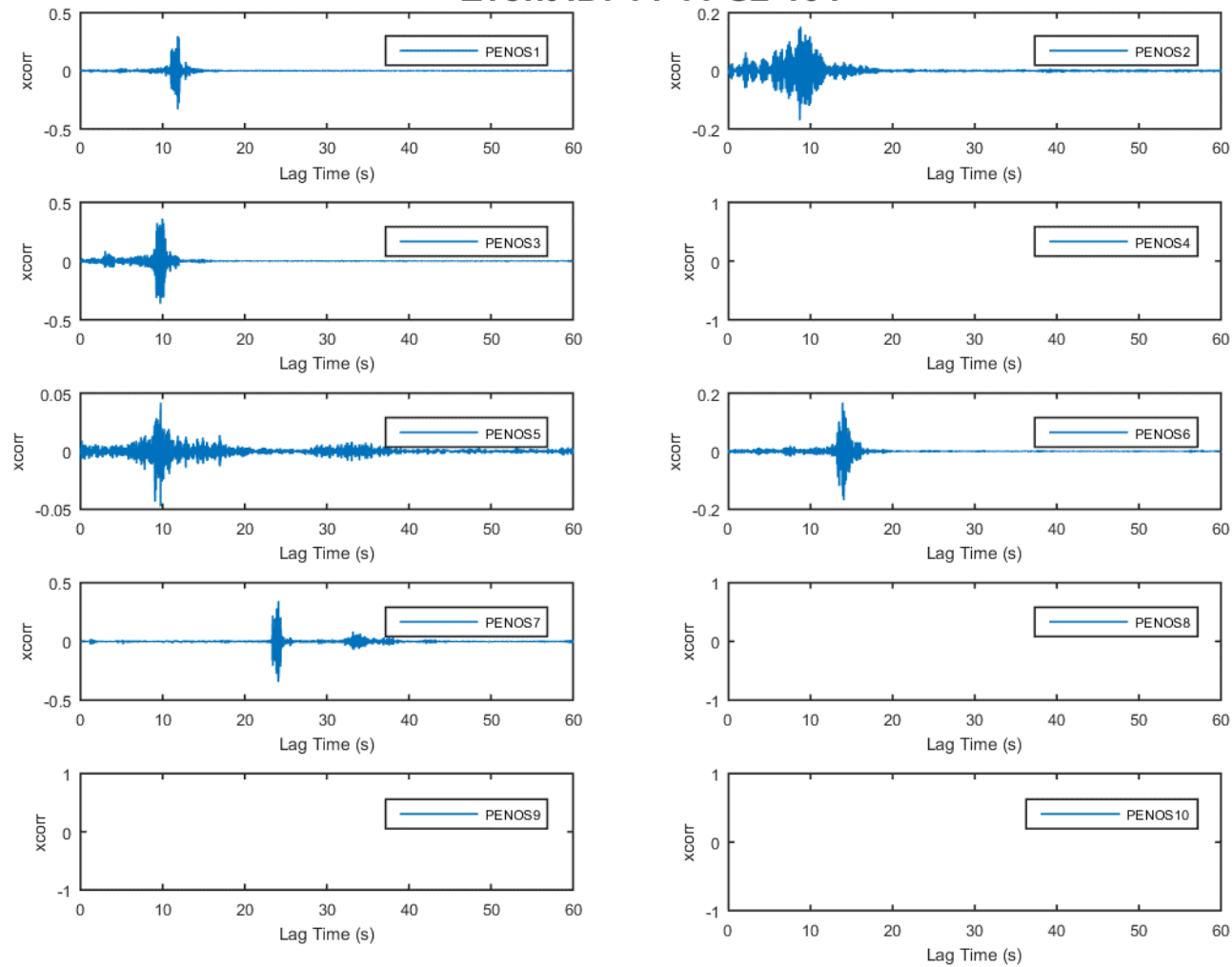


FIGURE 3.60: CROSS CORRELATION PEN_OS 1 - 10 14-11-S2-104

Peak Particle Velocity - Event ID: 14-11-S2-111

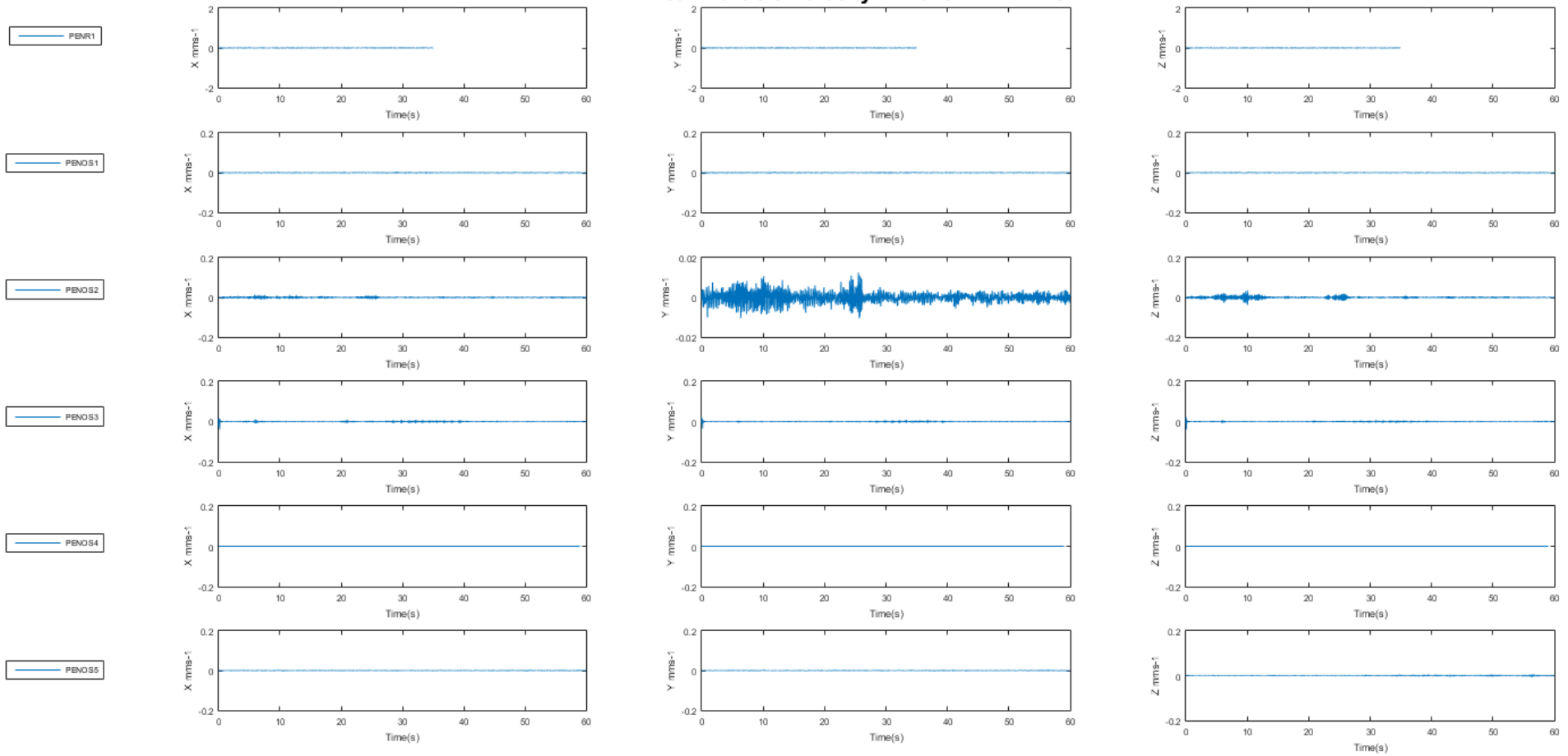


FIGURE 3.61: PEN_OS 1 - 5 14-11-S2-111

Peak Particle Velocity - Event ID: 14-11-S2-111

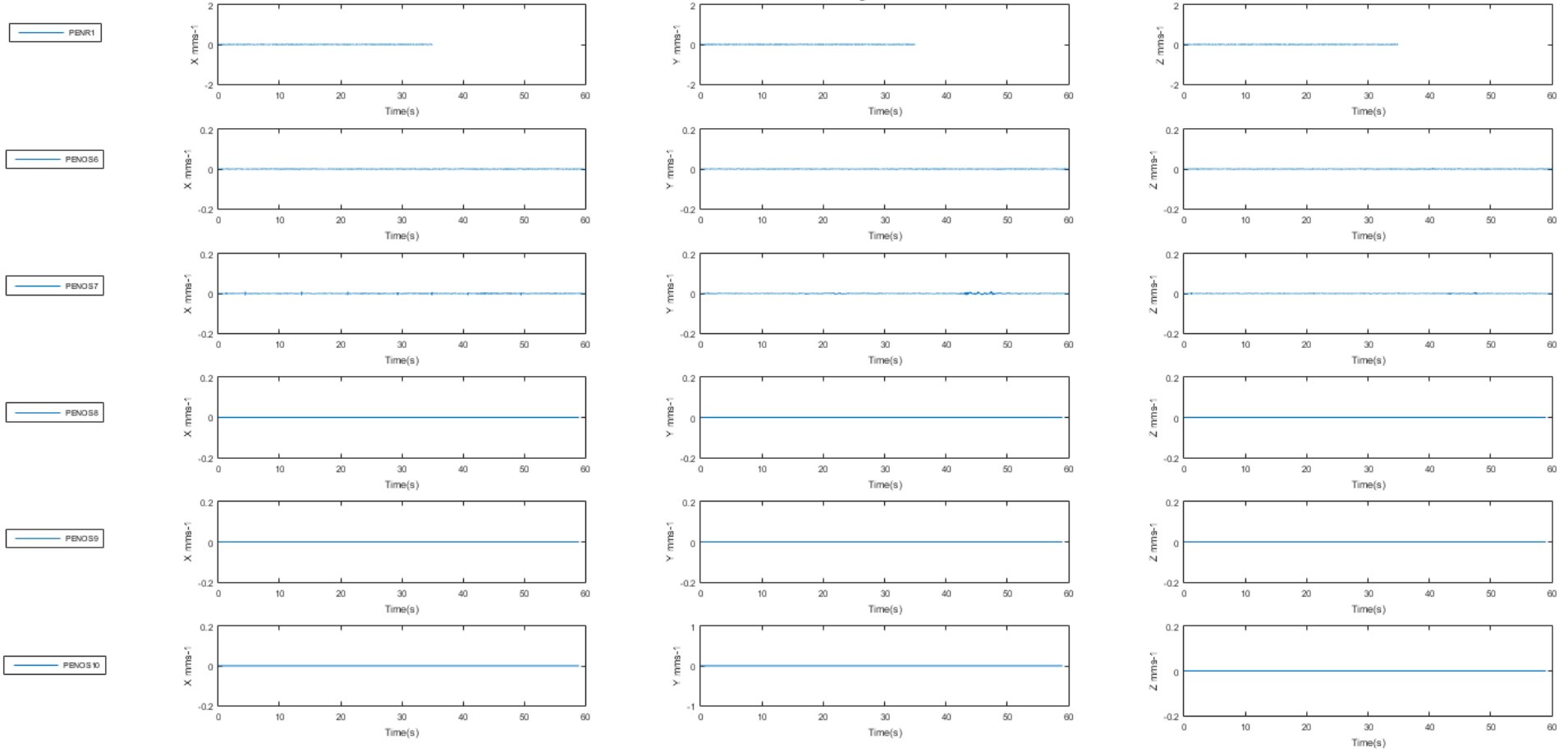


FIGURE 3.62: PEN_OS 6 - 10 14-11-S2-111

Event ID: 14-11-S2-111

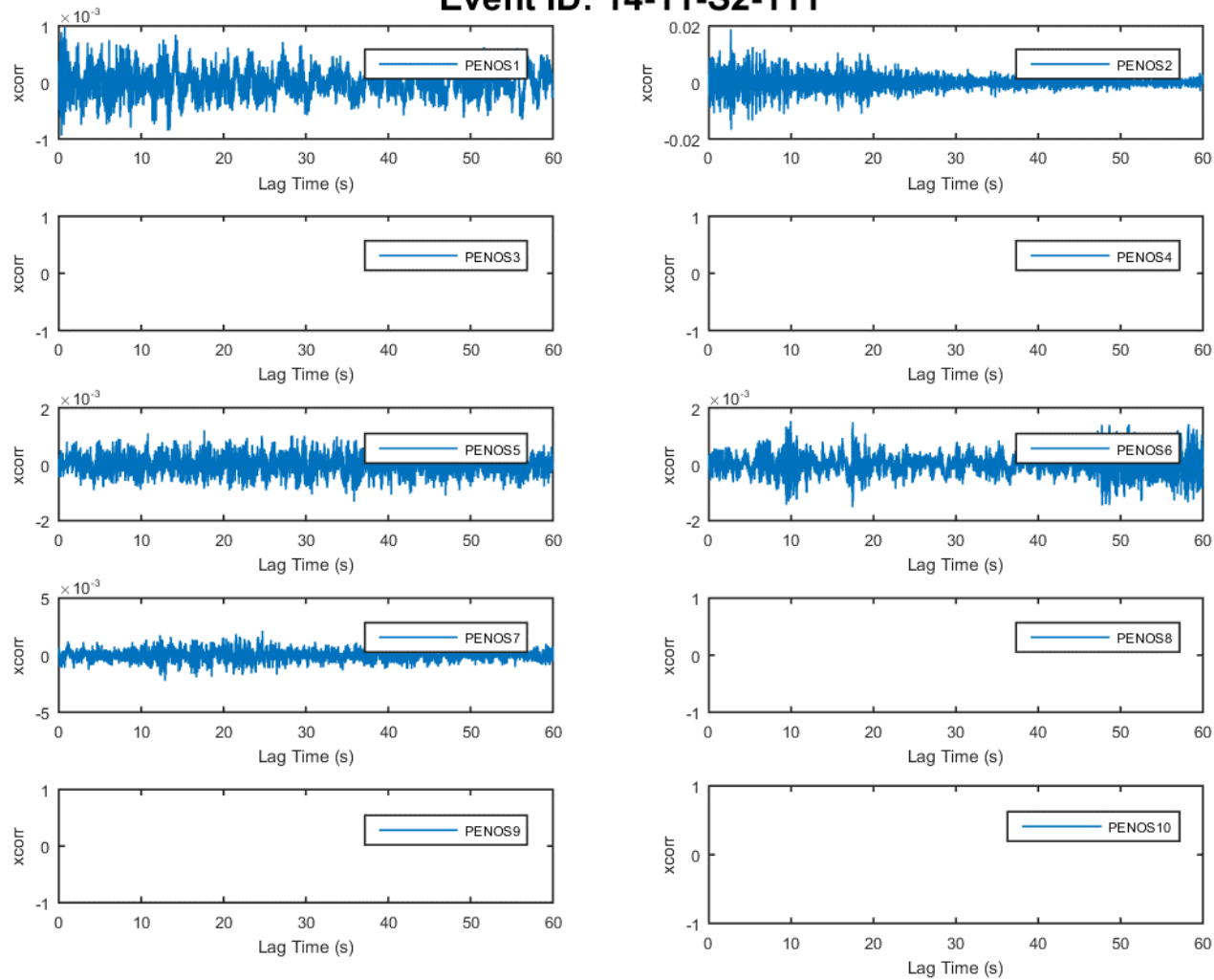


FIGURE 3.63: CROSS CORRELATION PEN_OS 1 - 10 14-11-S2-111

Peak Particle Velocity - Event ID: 14-12-S1-22; S2-45

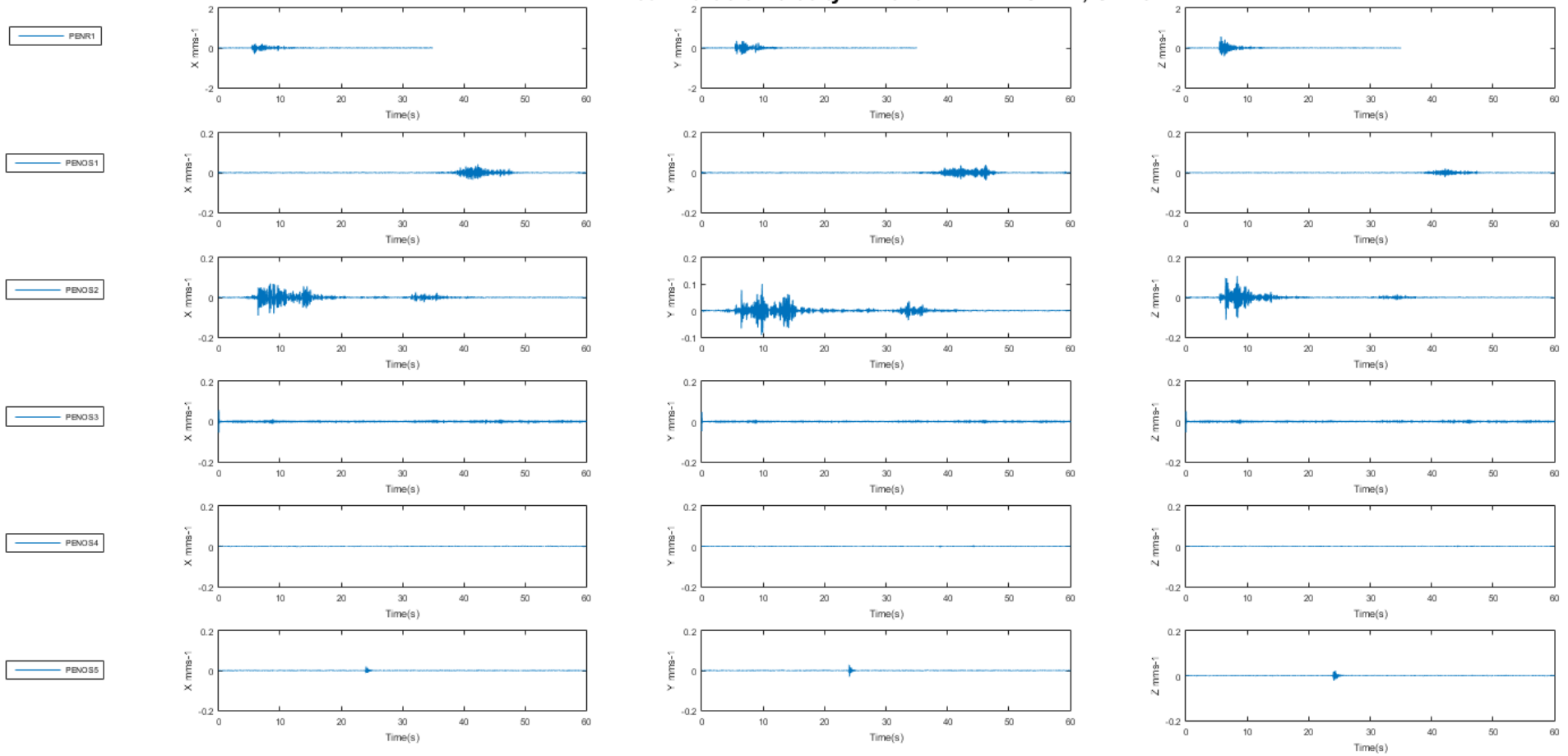


FIGURE 3.64: PEN_OS 1 - 5 14-12-S1-22; S2-45

Peak Particle Velocity - Event ID: 14-12-S1-22; S2-45

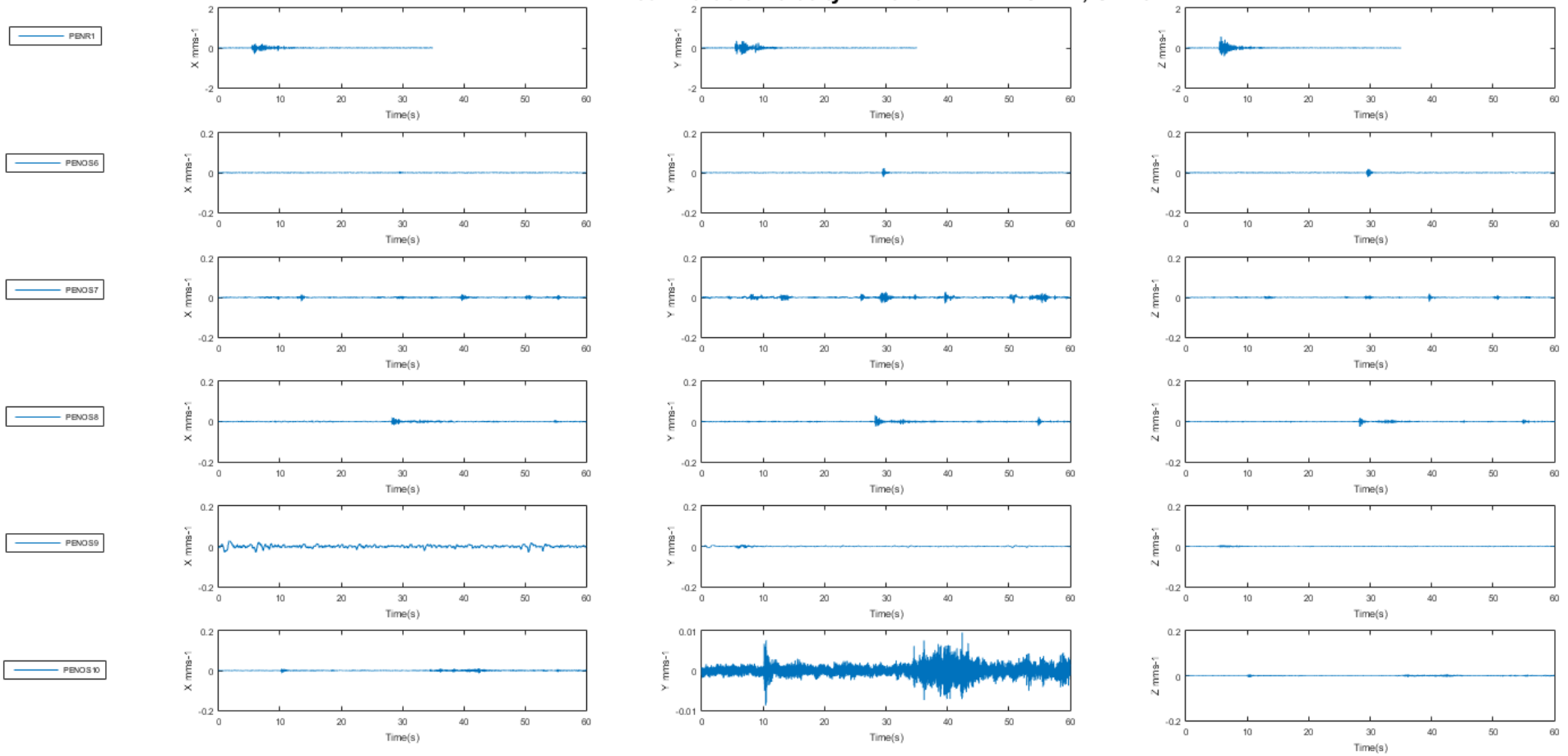


FIGURE 3.65: PEN_OS 6 - 10 14-12-S1-22; S2-45

Event ID: 14-12-S1-22; S2-45

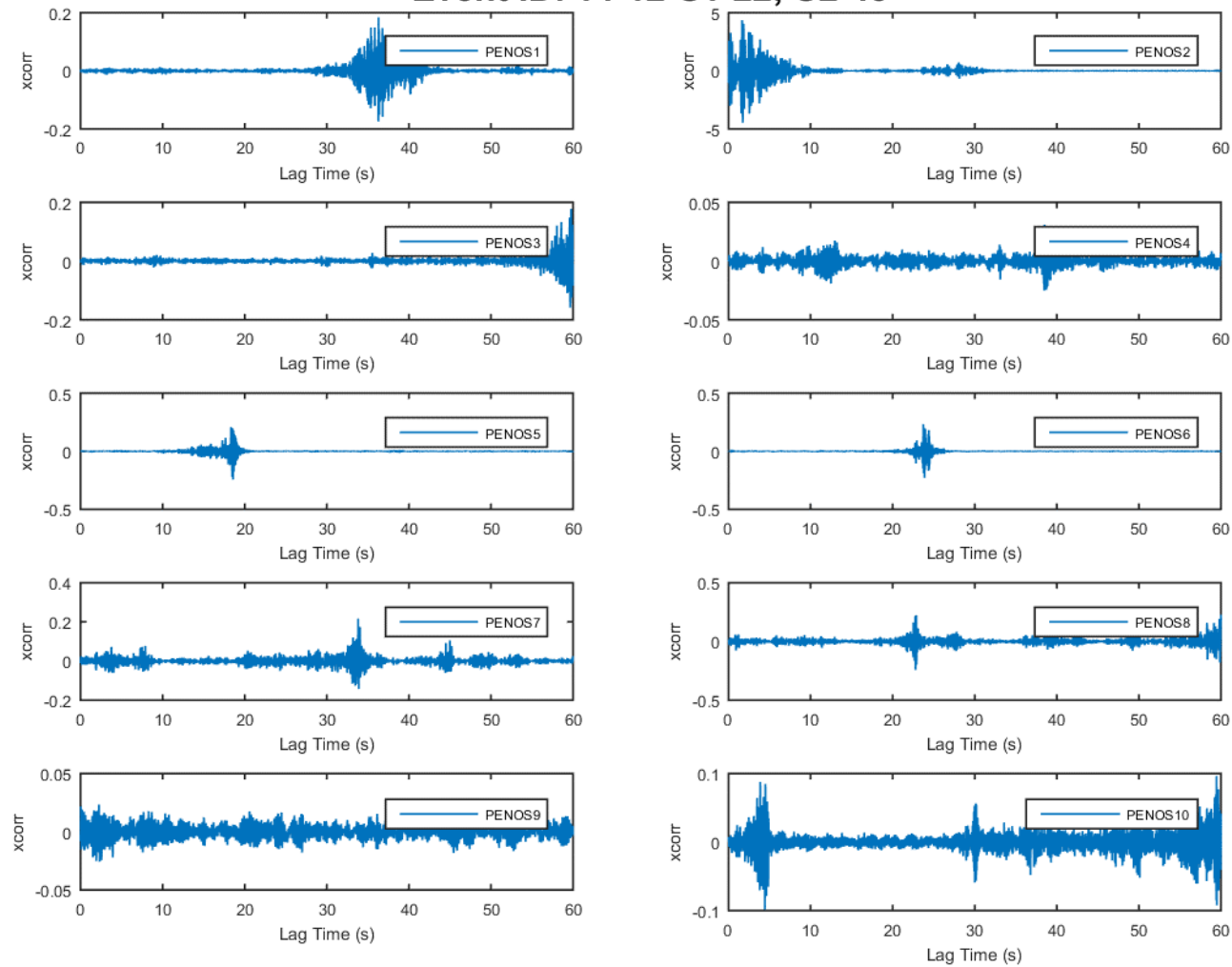


FIGURE 3.66: CROSS CORRELATION PEN_OS 1 - 10 14-12-S1-22; S2-45

Peak Particle Velocity - Event ID: 14-12-S1-22; S2-45

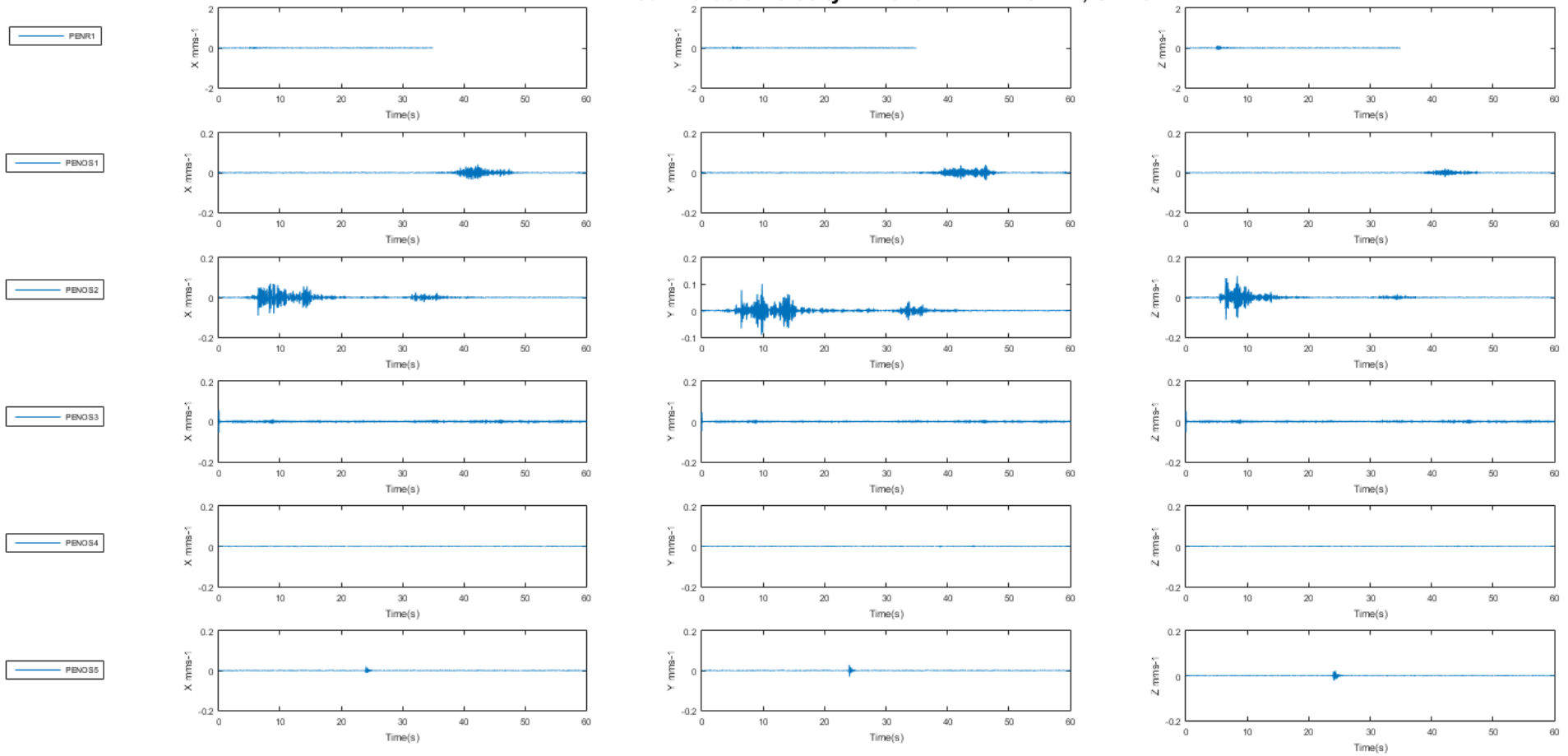


FIGURE 3.67: PEN_OS 1 - 5 14-12-S1-22; S2-45

Peak Particle Velocity - Event ID: 14-12-S1-22; S2-45

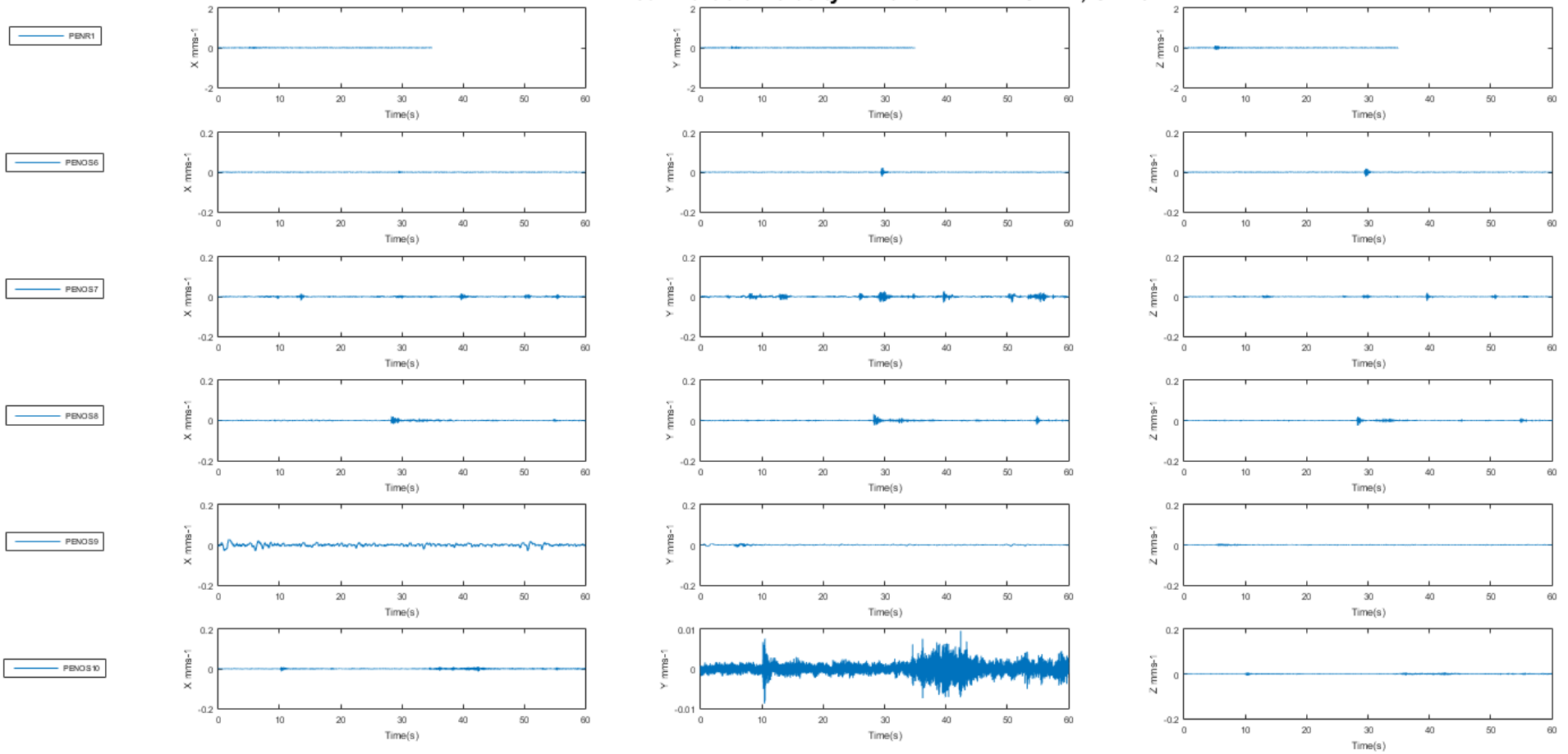


FIGURE 3.68: PEN_OS 6 - 10 14-12-S1-22; S2-45

Event ID: 14-12-S1-22; S2-45

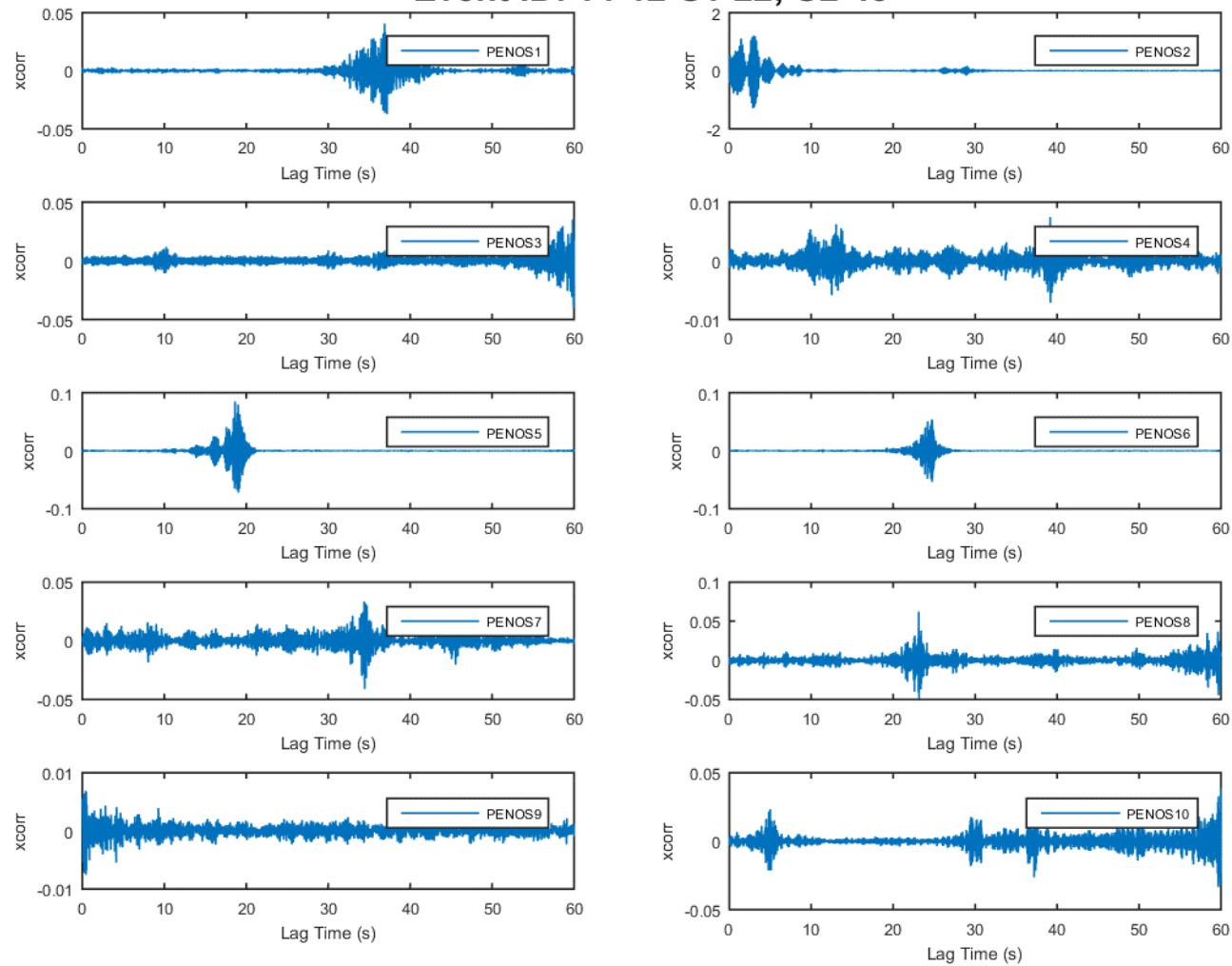


FIGURE 3.69: CROSS CORRELATION PEN_OS 1 - 10 14-12-S1-22; S2-45

Peak Particle Velocity - Event ID: 14-12-S1-2; S2-9

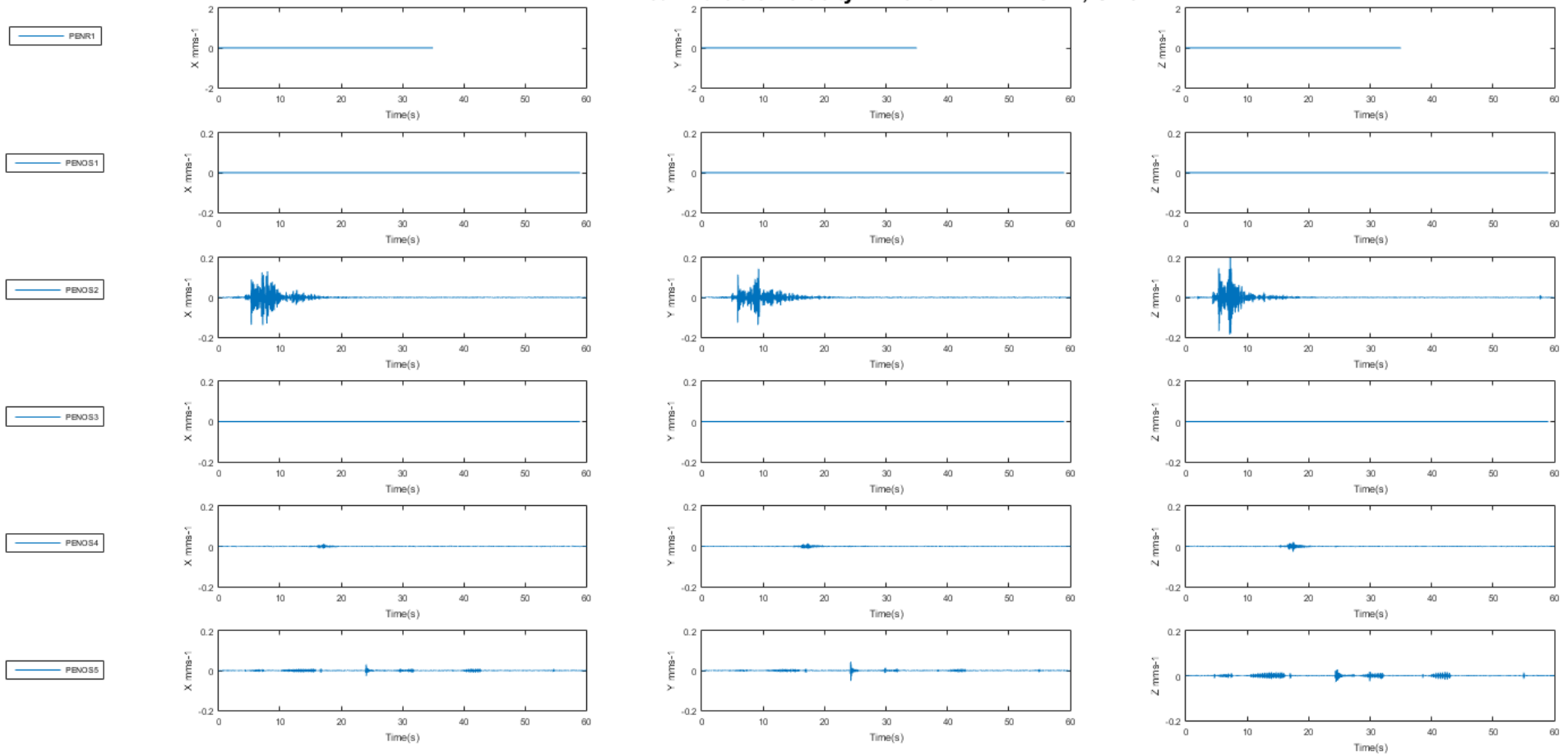


FIGURE 3.70: PEN_OS 1 - 5 14-12-S1-2; S2-9

Peak Particle Velocity - Event ID: 14-12-S1-2; S2-9

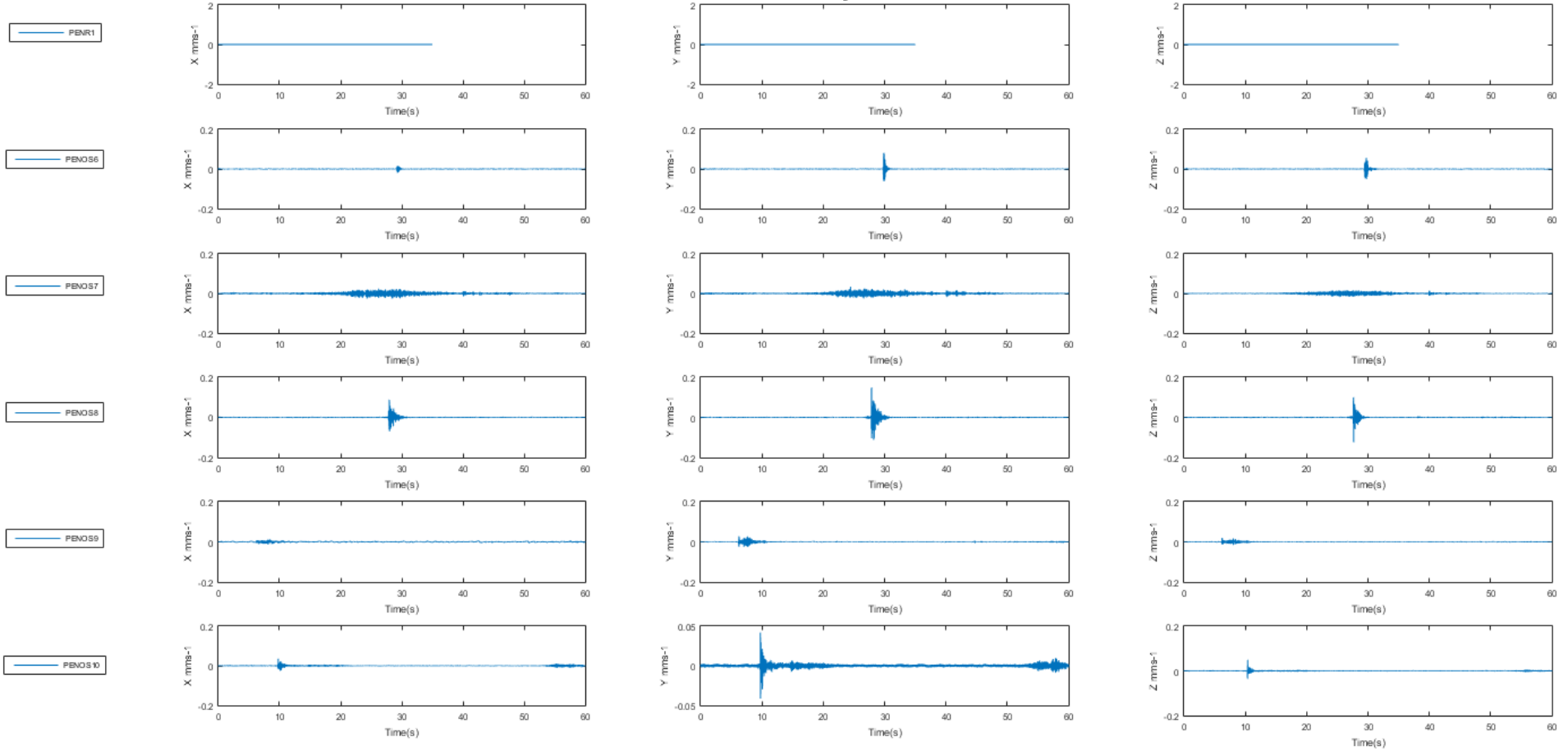


FIGURE 3.71: PEN_OS 6 - 10 14-12-S1-2; S2-9

Event ID: 14-12-S1-2; S2-9

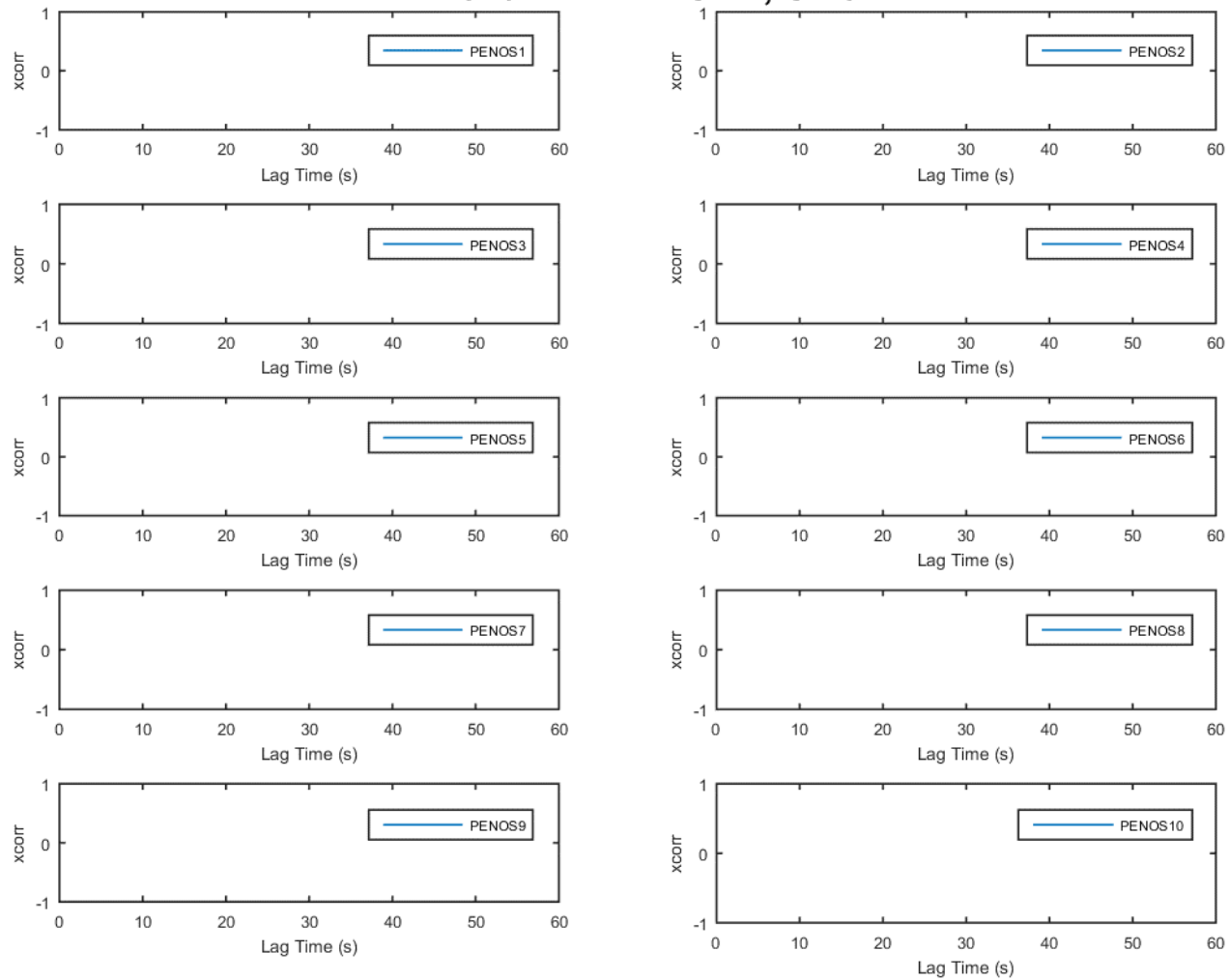


FIGURE 3.72: CROSS CORRELATION PEN_OS 1 - 10 14-12-S1-2; S2-9

Peak Particle Velocity - Event ID: 14-12-S1-2; S2-9

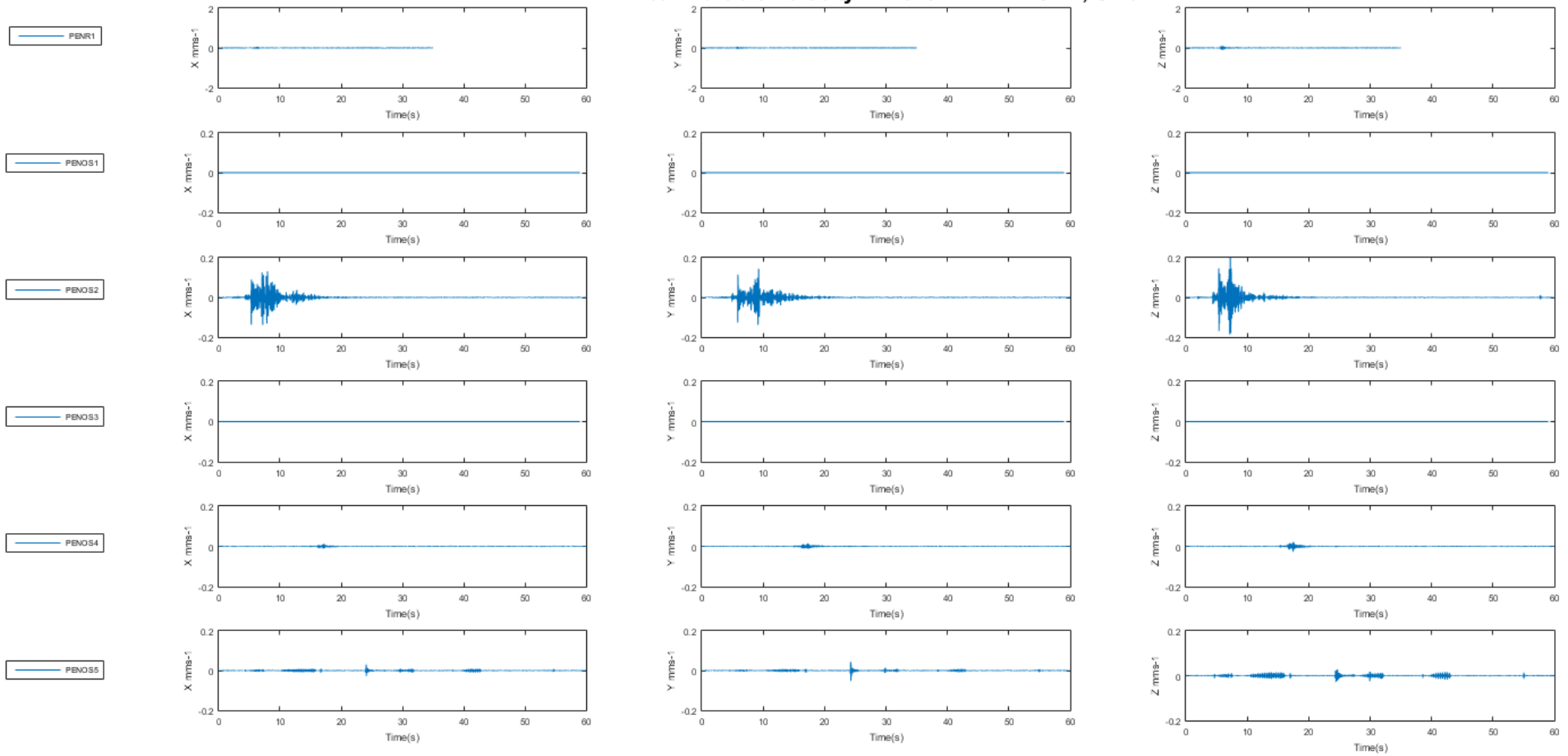


FIGURE 3.73: PEN_OS 1 - 5 14-12-S1-2; S2-9

Peak Particle Velocity - Event ID: 14-12-S1-2; S2-9

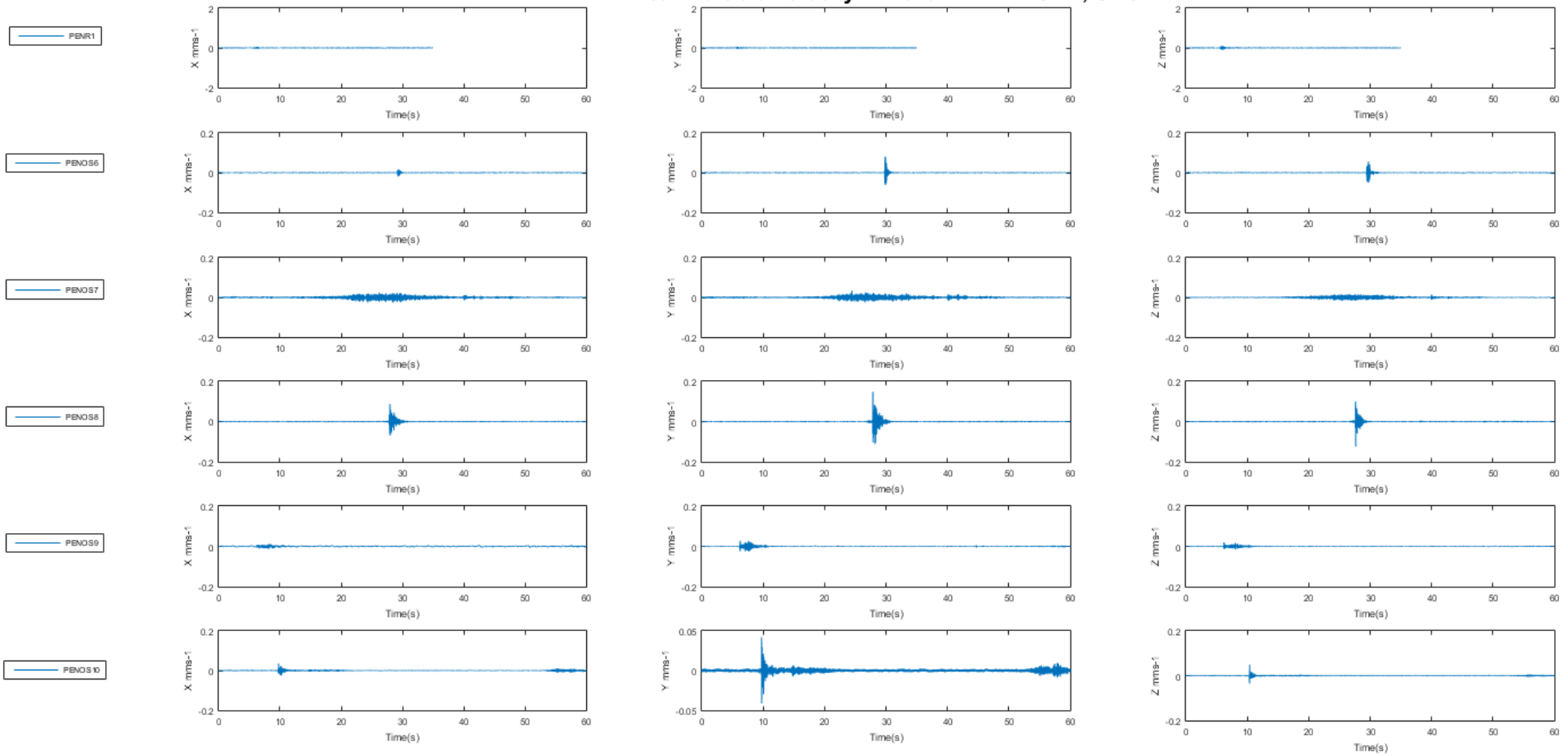


FIGURE 3.74: PEN_OS 6 - 10 14-12-S1-2; S2-9

Event ID: 14-12-S1-2; S2-9

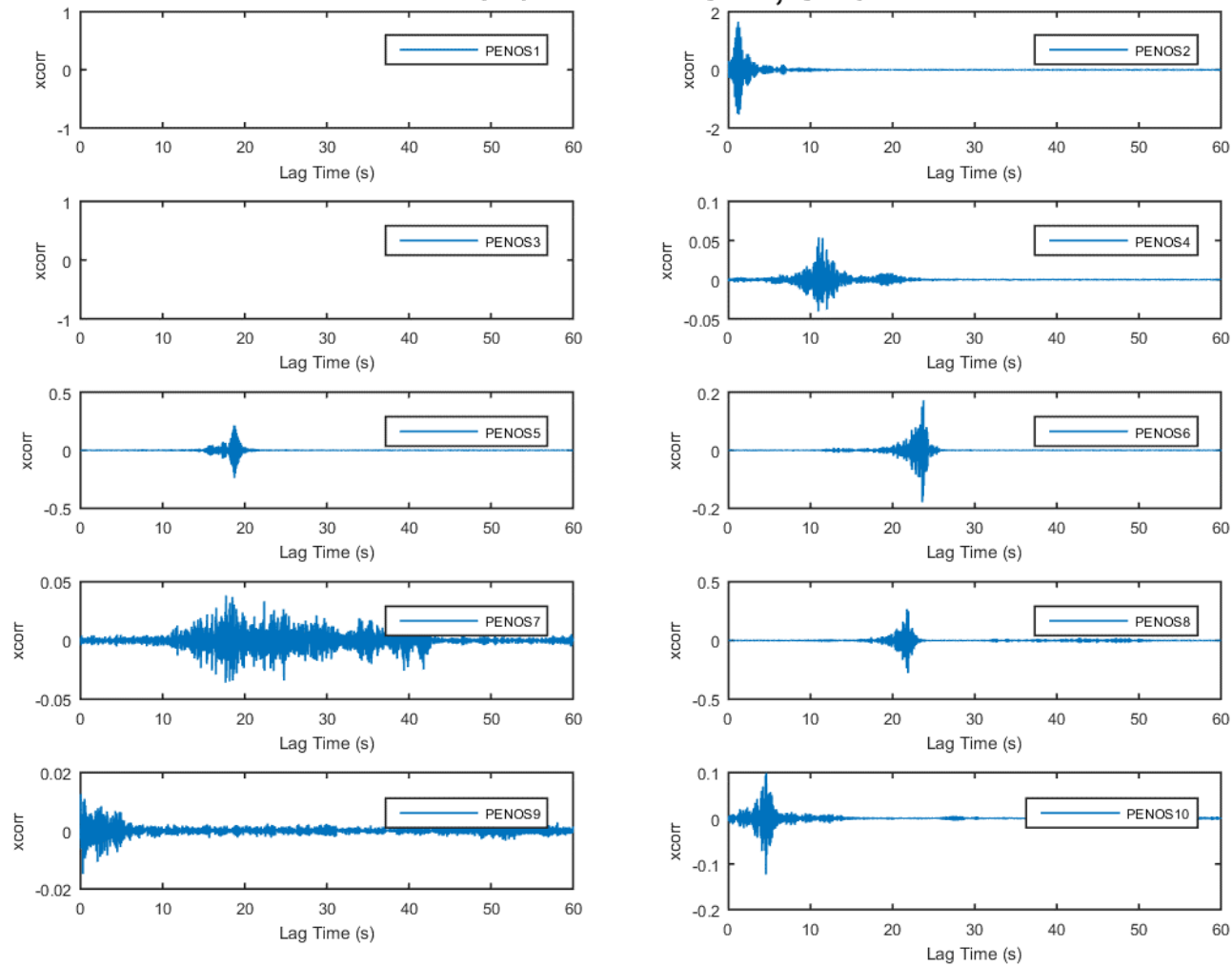


FIGURE 3.75: CROSS CORRELATION PEN_OS 1 - 10 14-12-S1-2; S2-9

Peak Particle Velocity - Event ID: 14-12-S2-110

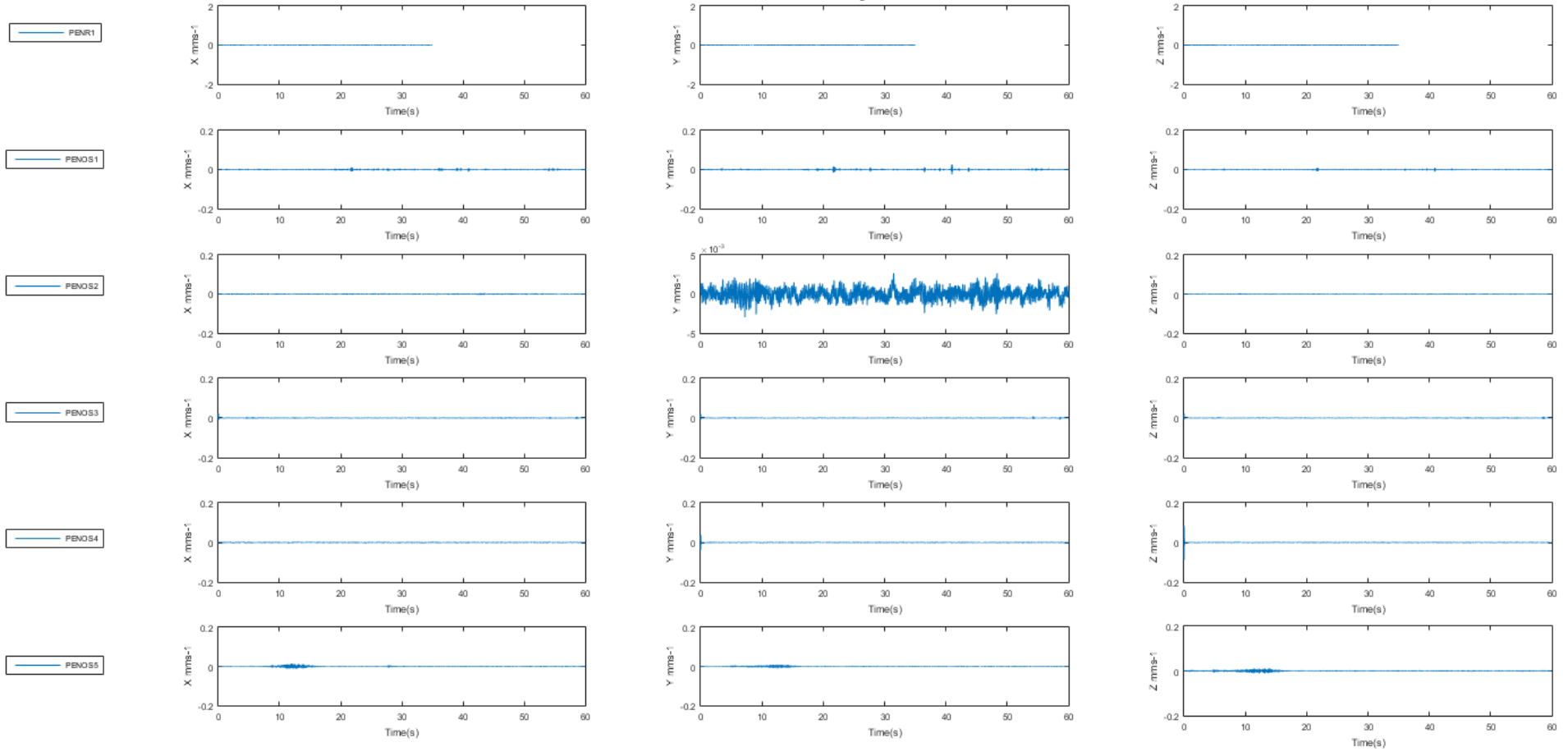


FIGURE 3.76: PEN_OS 1 - 5 14-12-S2-110

Peak Particle Velocity - Event ID: 14-12-S2-110

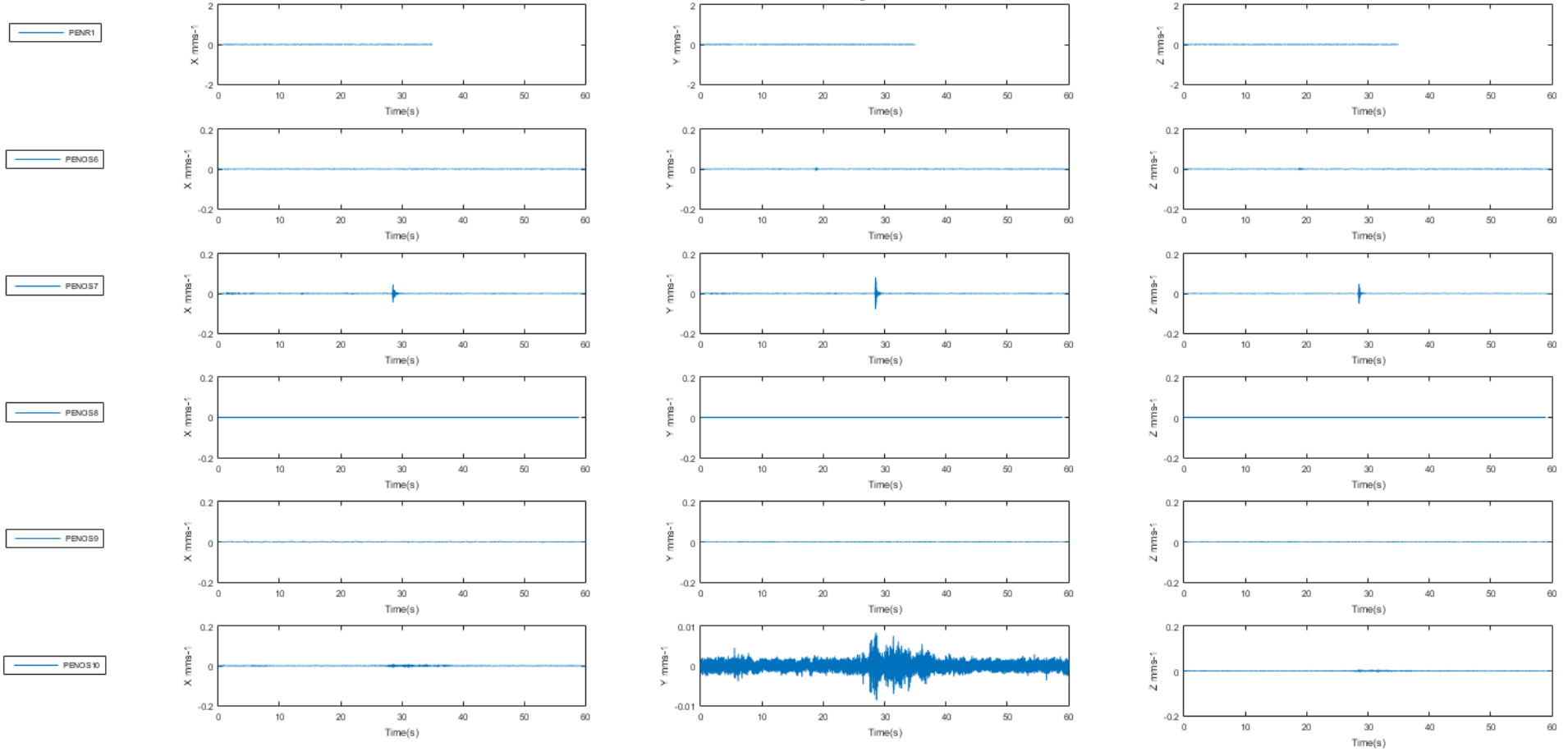


FIGURE 3.77: PEN_OS 6 - 10 14-12-S2-110

Event ID: 14-12-S2-110

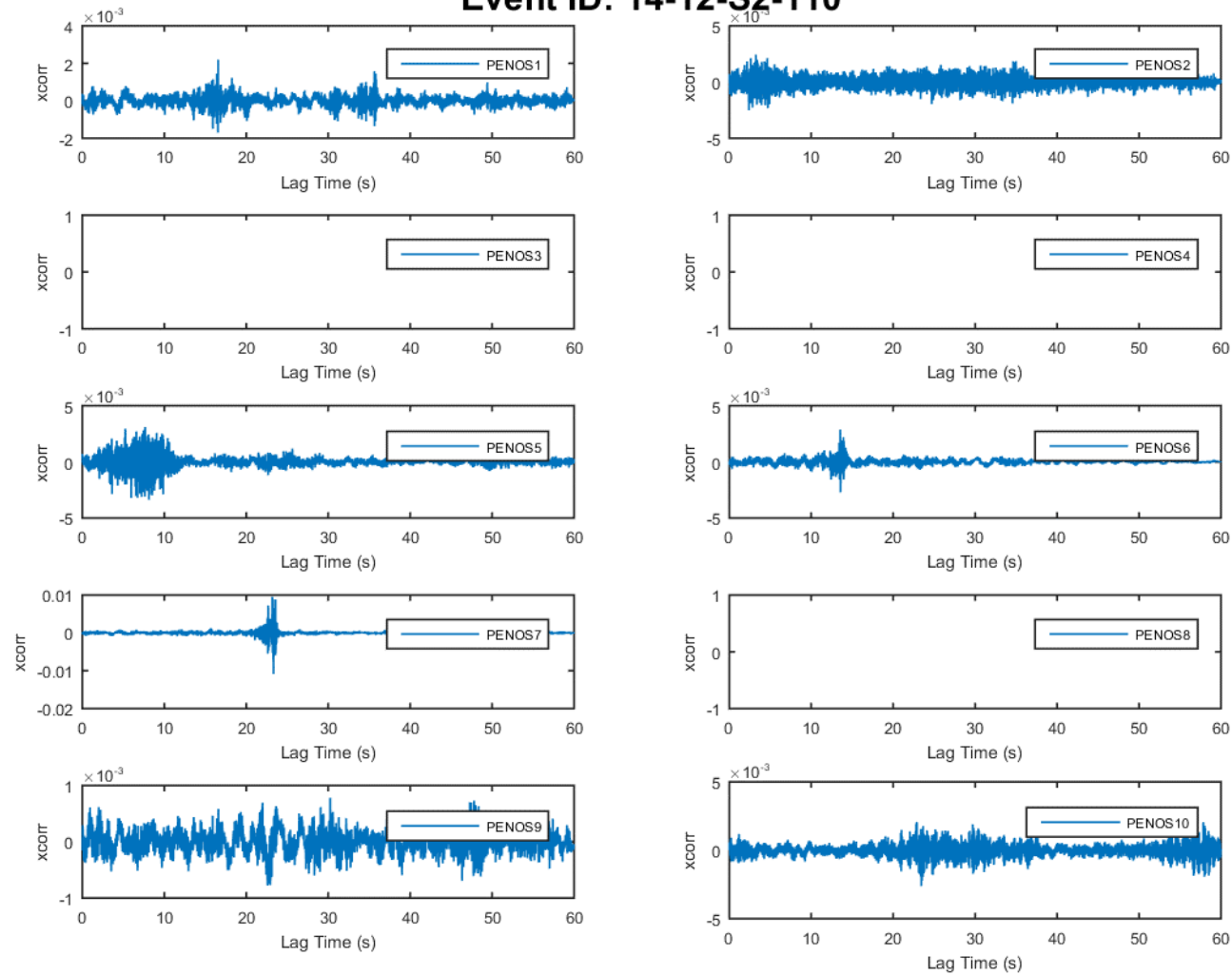


FIGURE 3.78: CROSS CORRELATION PEN_OS 1 - 10 14-12-S2-110

Peak Particle Velocity - Event ID: 14-12-S2-111

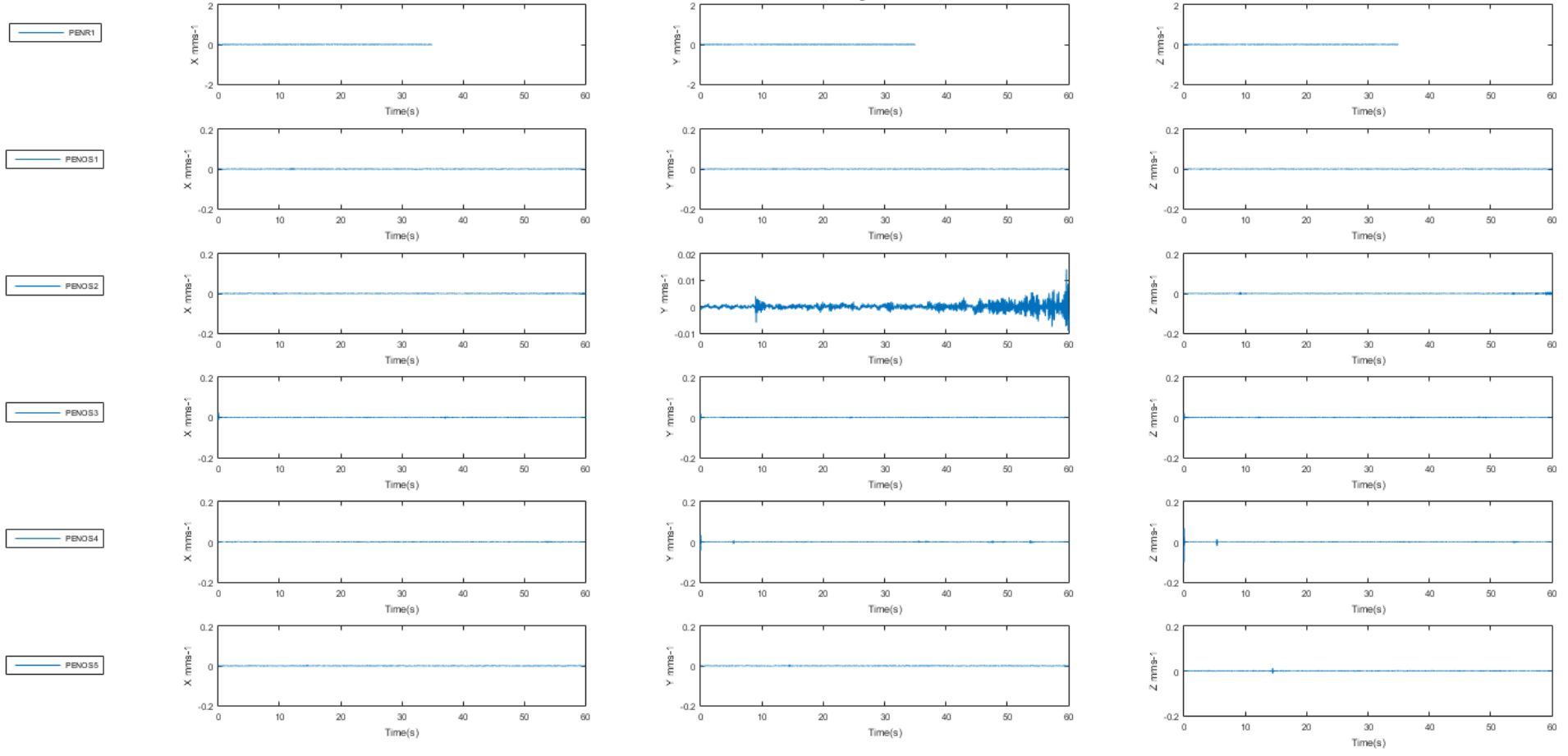


FIGURE 3.79: PEN_OS 1 - 5 14-12-S2-111

Peak Particle Velocity - Event ID: 14-12-S2-111

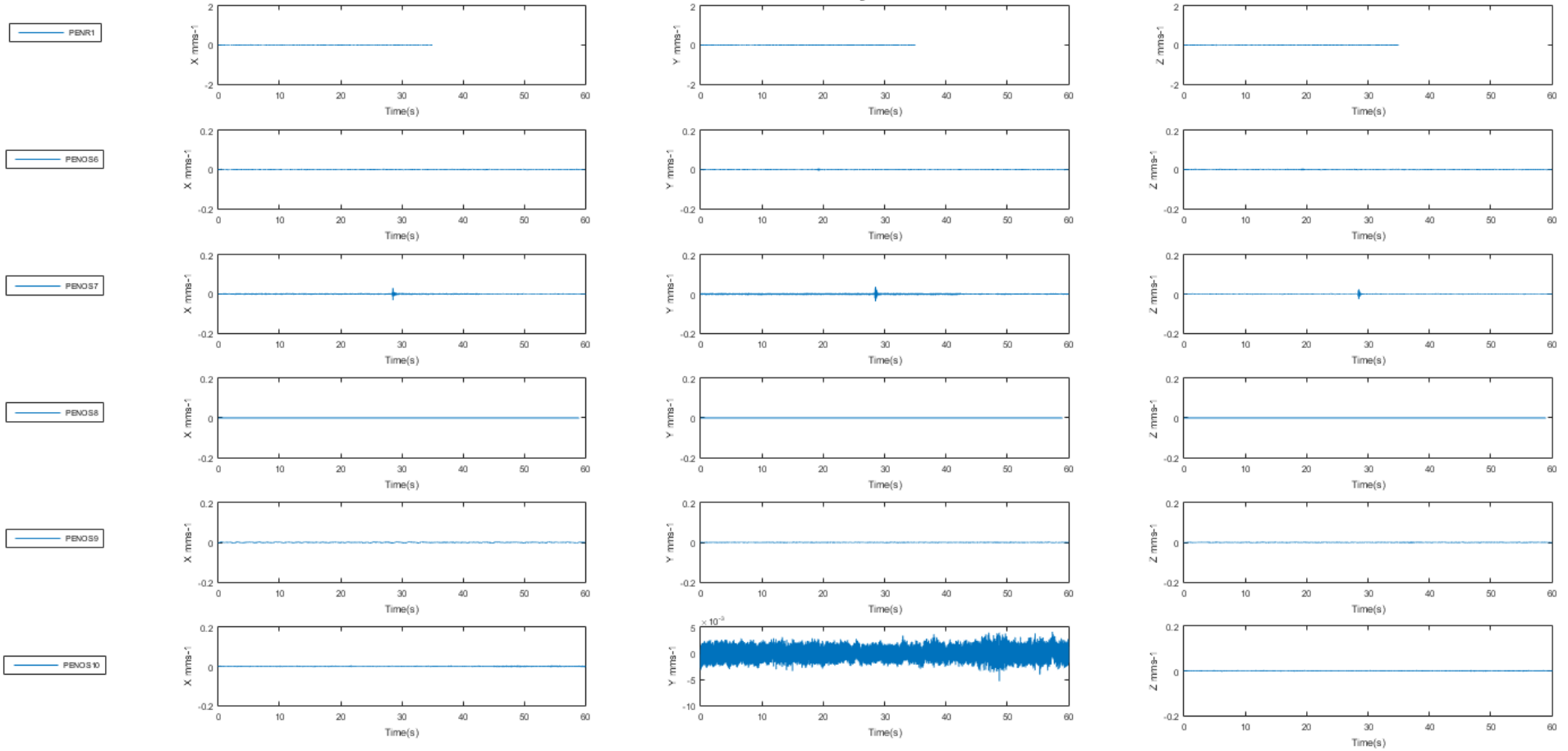


FIGURE 3.80: PEN_OS 6 - 10 14-12-S2-111

Event ID: 14-12-S2-111

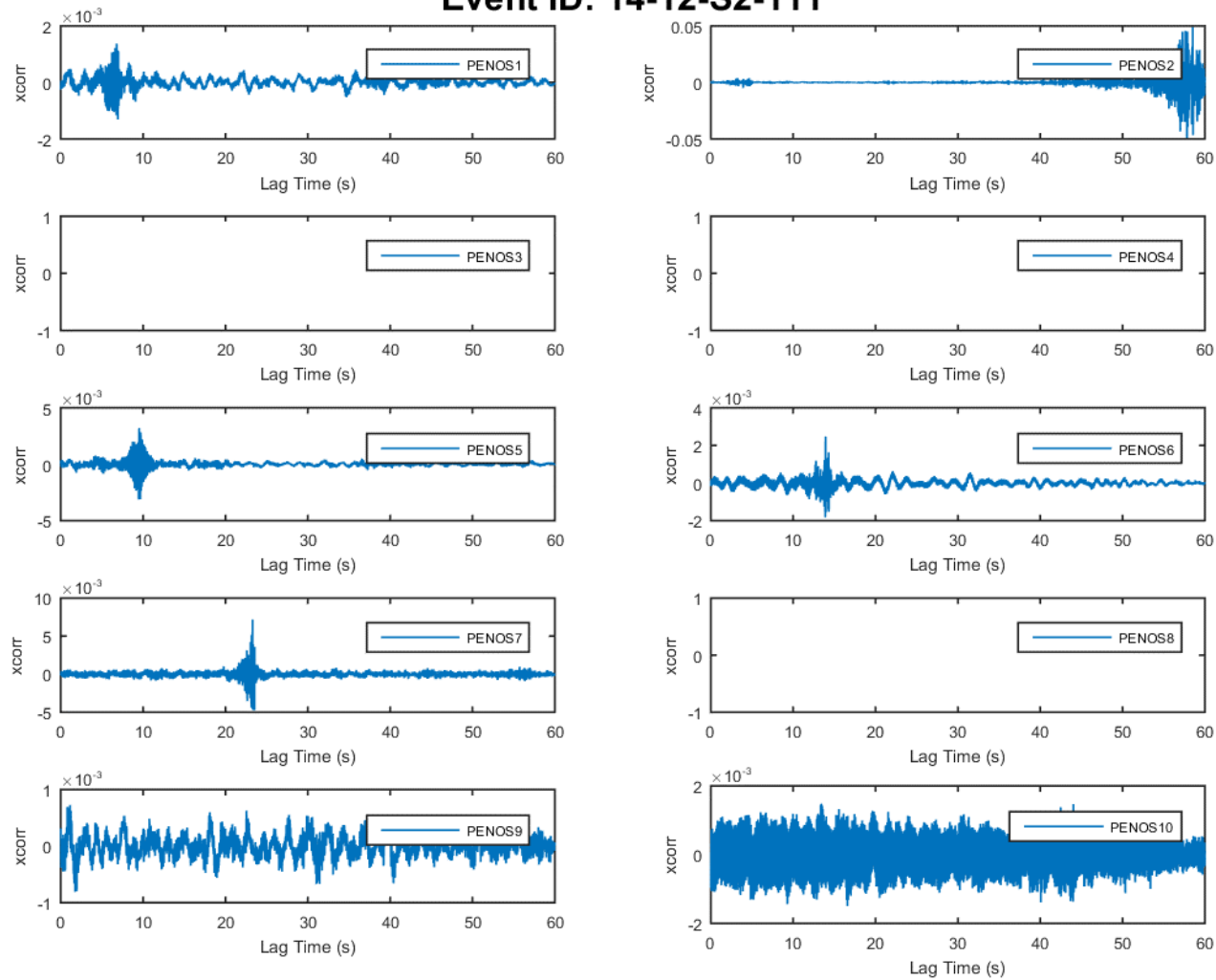


FIGURE 3.81: CROSS CORRELATION PEN_OS 1 - 10 14-12-S2-111

Peak Particle Velocity - Event ID: 14-12-S2-116

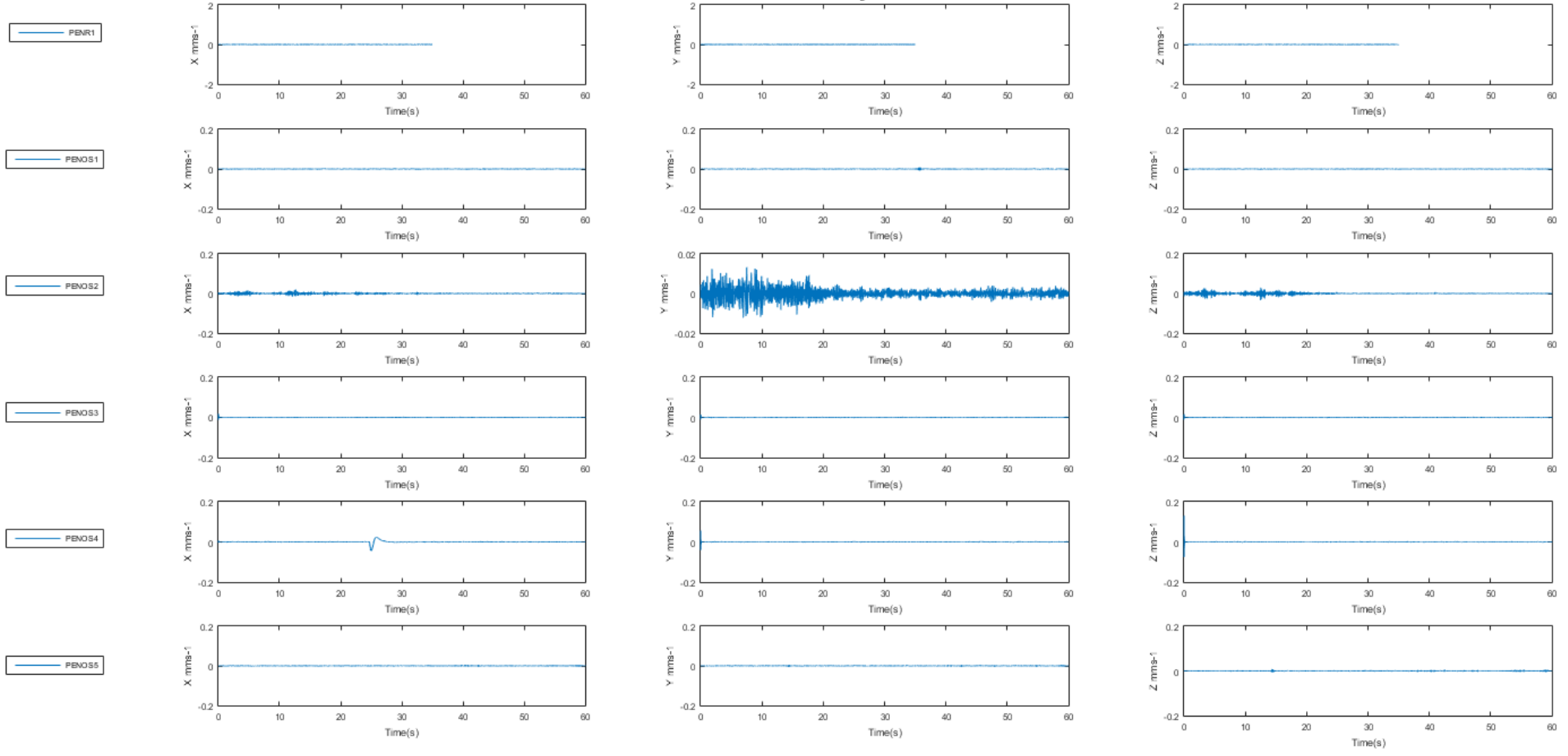


FIGURE 3.82: PEN_OS 1 - 5 14-12-S2-116

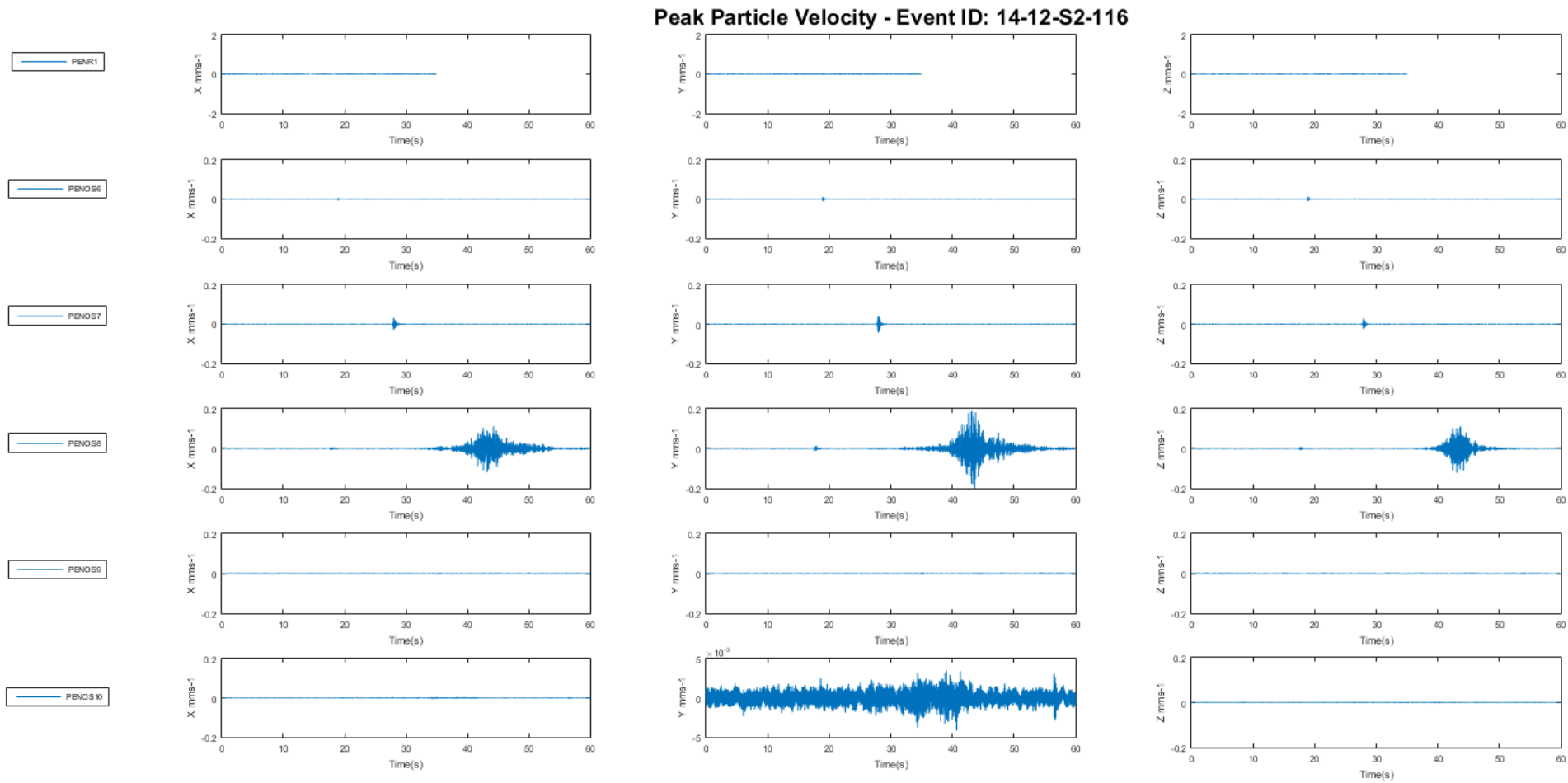


FIGURE 3.83: PEN_OS 6 - 10 14-12-S2-116

Event ID: 14-12-S2-116

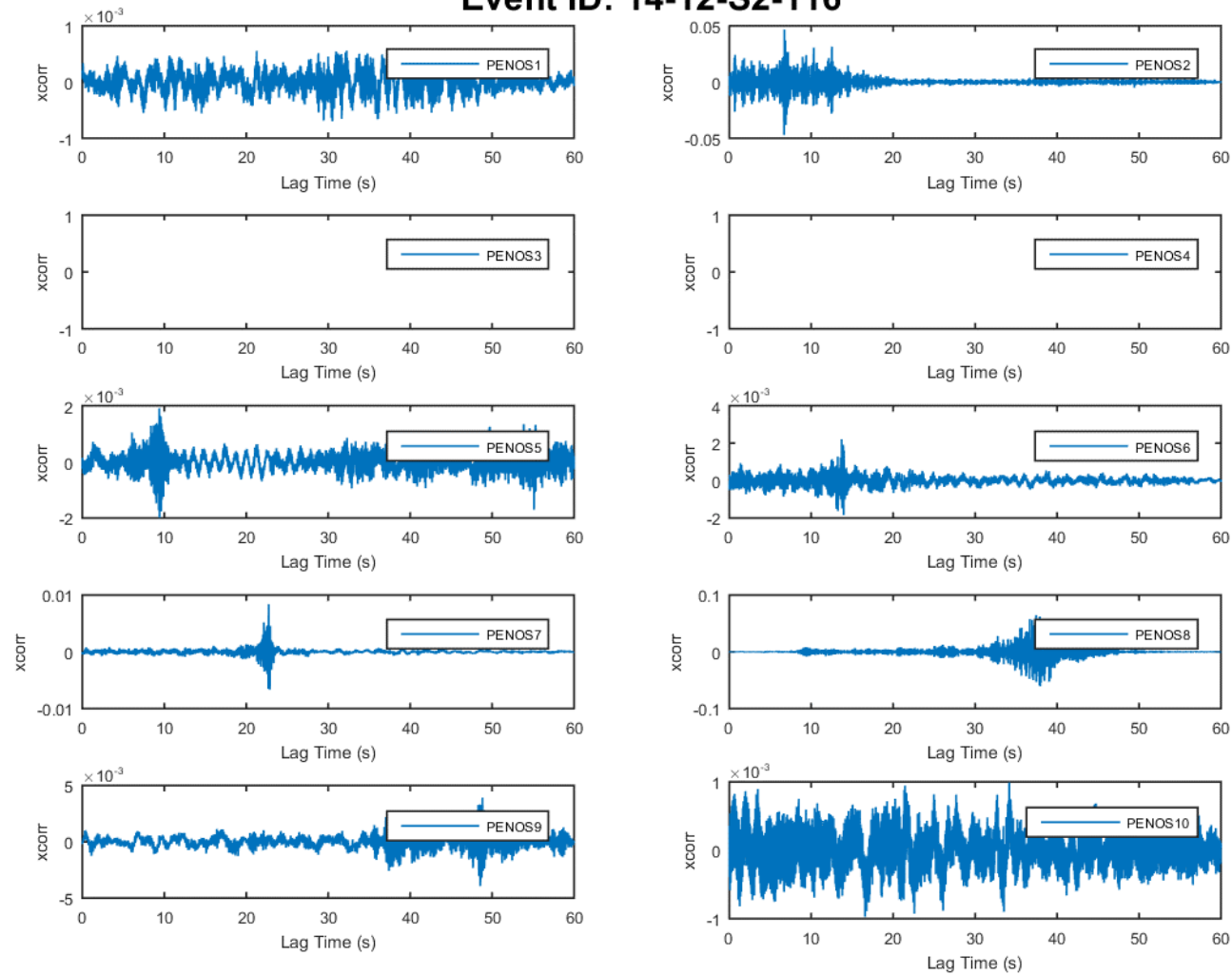


FIGURE 3.84: CROSS CORRELATION PEN_OS 1 - 10 14-12-S2-116

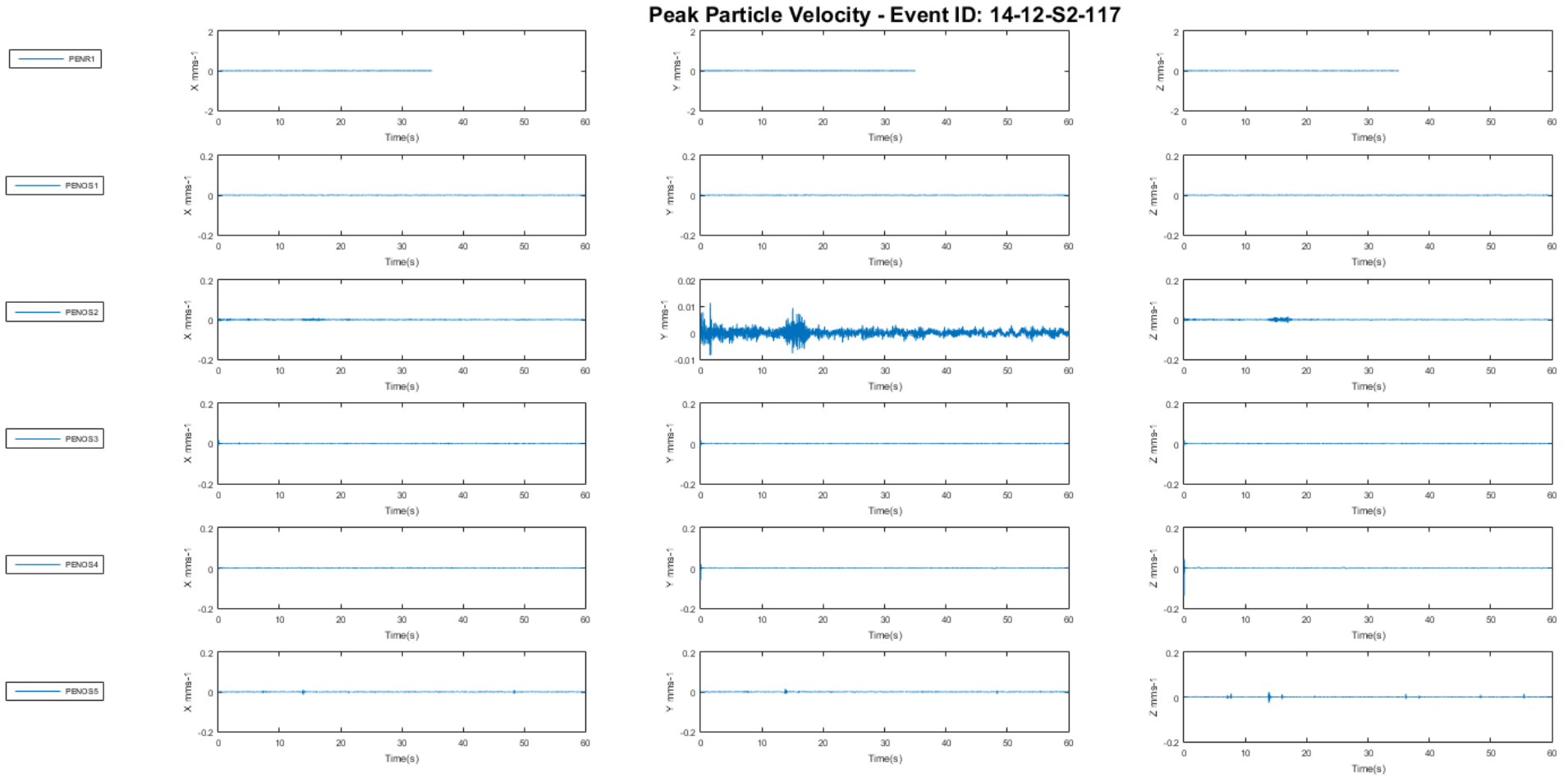


FIGURE 3.85: PEN_OS 1 - 5 14-12-S2-117

Peak Particle Velocity - Event ID: 14-12-S2-117

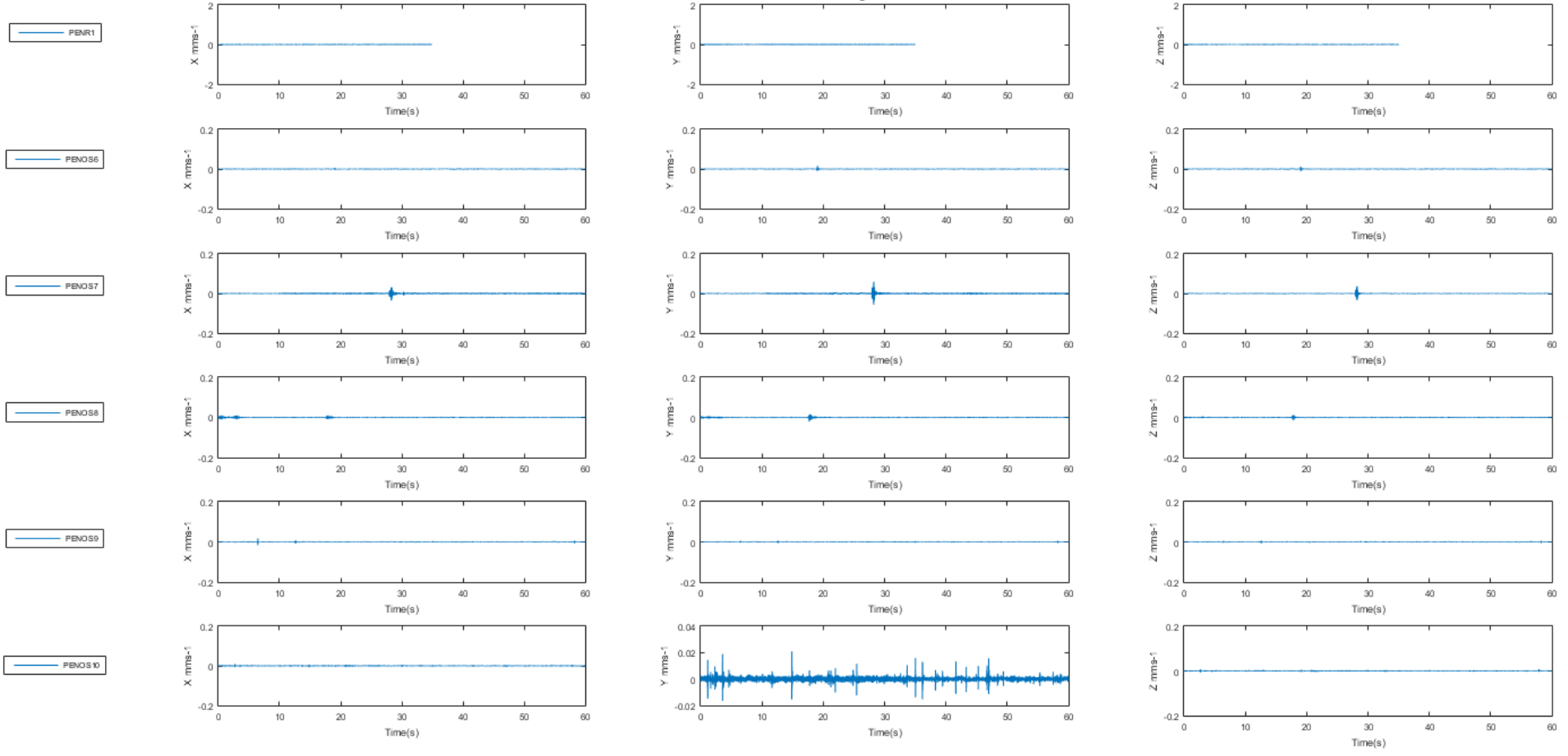


FIGURE 3.86: PEN_OS 6 - 10 14-12-S2-117

Event ID: 14-12-S2-117

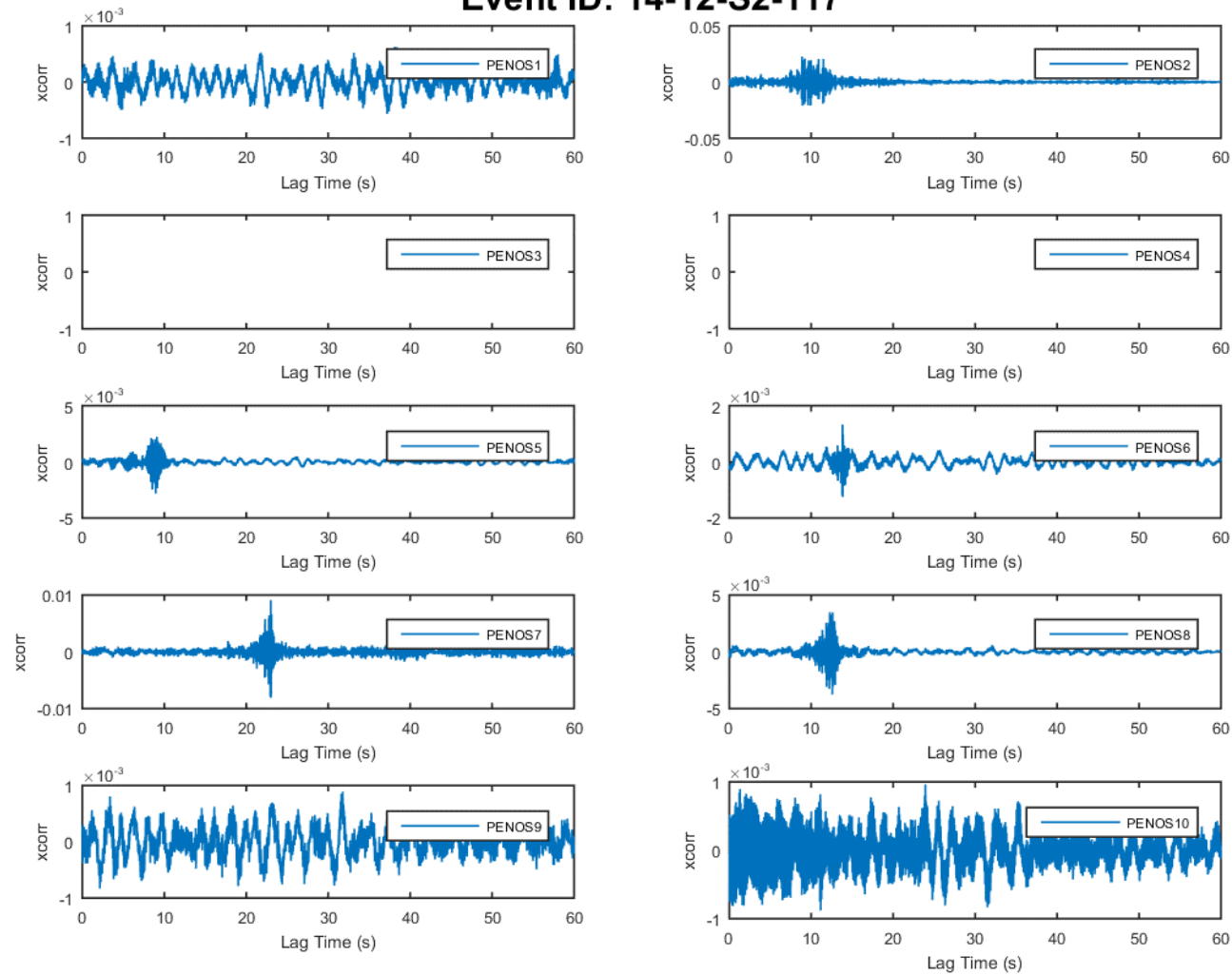


FIGURE 3.87: CROSS CORRELATION PEN_OS 1 - 10 14-12-S2-117

Peak Particle Velocity - Event ID: 14-12-S2-124

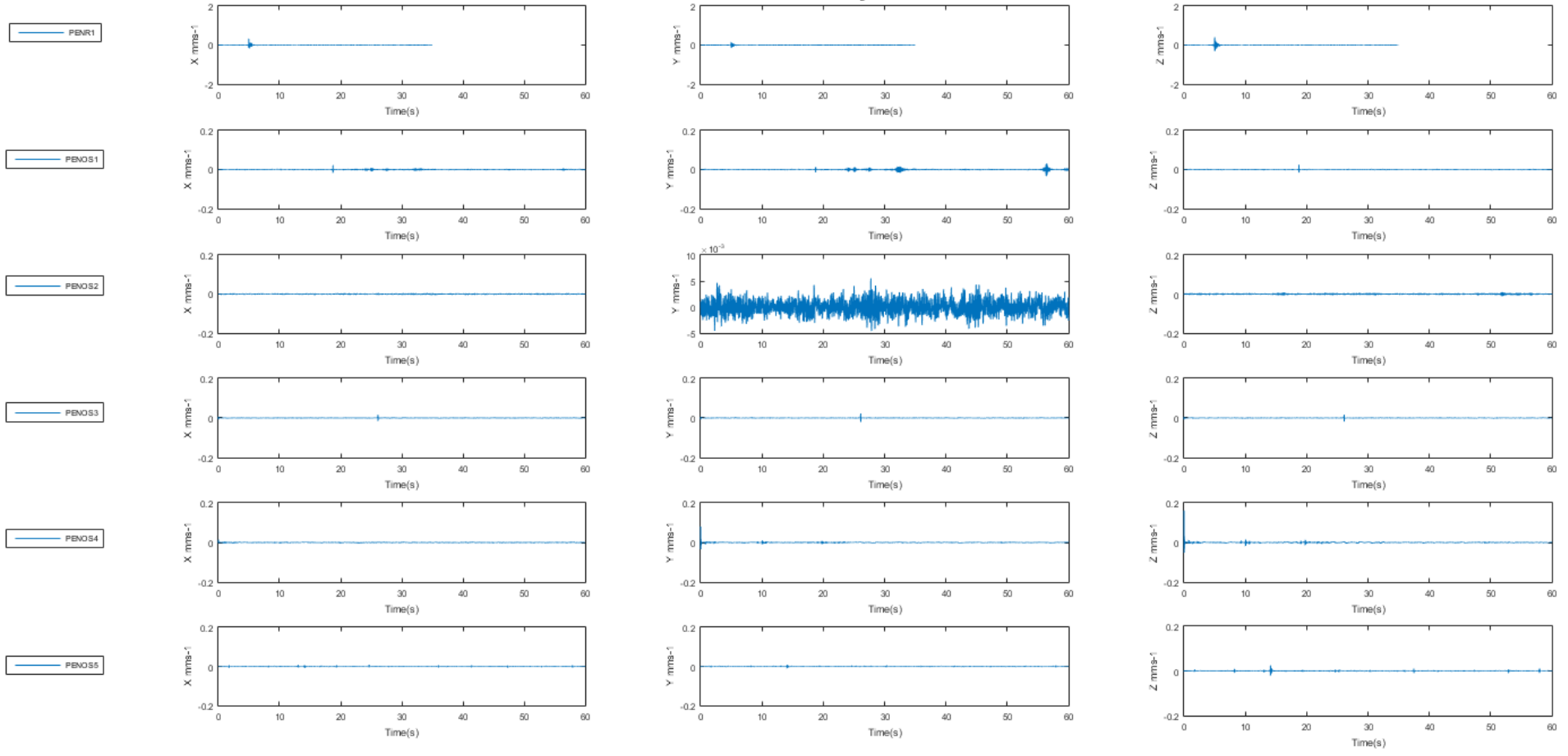


FIGURE 3.88: PEN_OS 1 - 5 14-12-S2-124

Peak Particle Velocity - Event ID: 14-12-S2-124

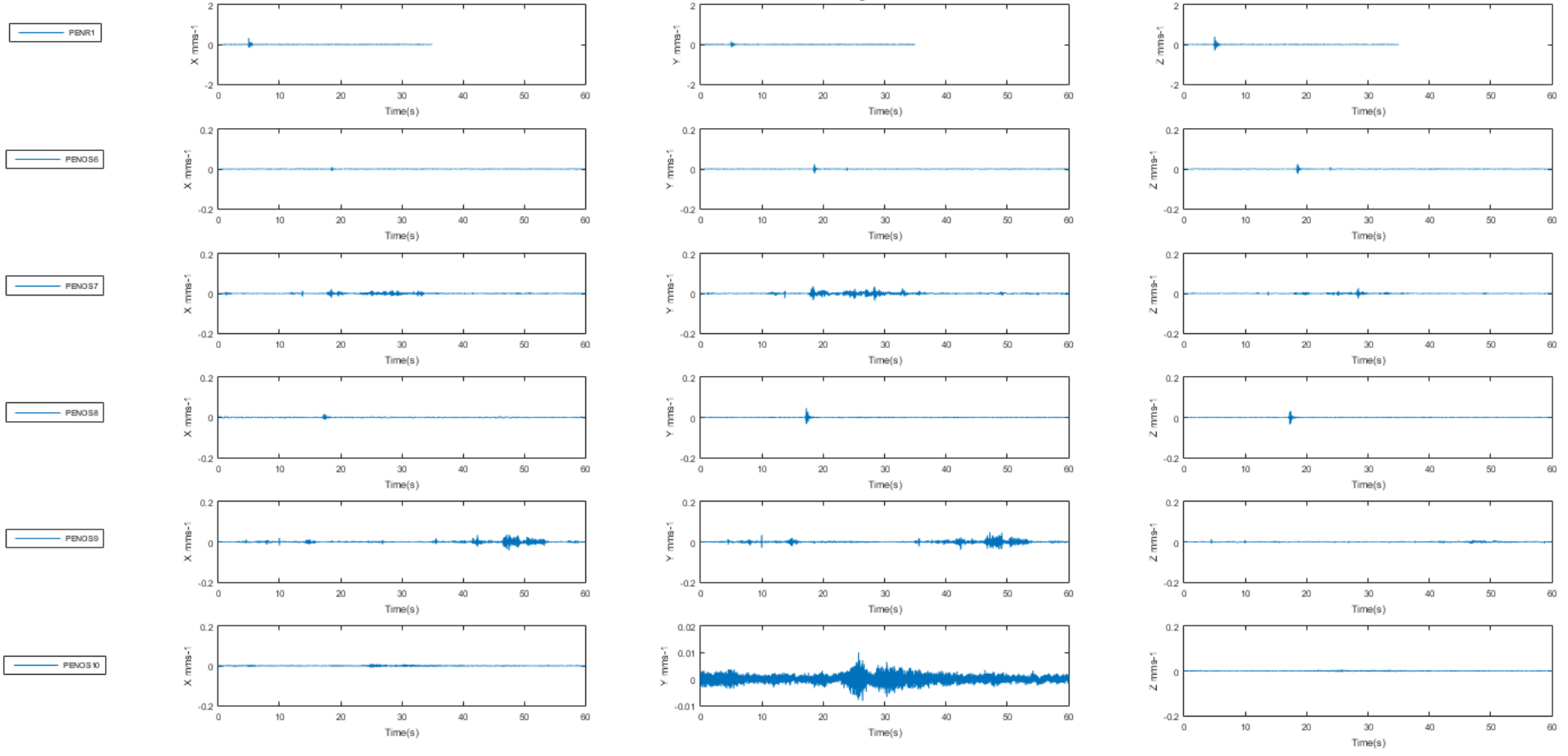


FIGURE 3.89: PEN_OS 6 - 10 14-12-S2-124

Event ID: 14-12-S2-124

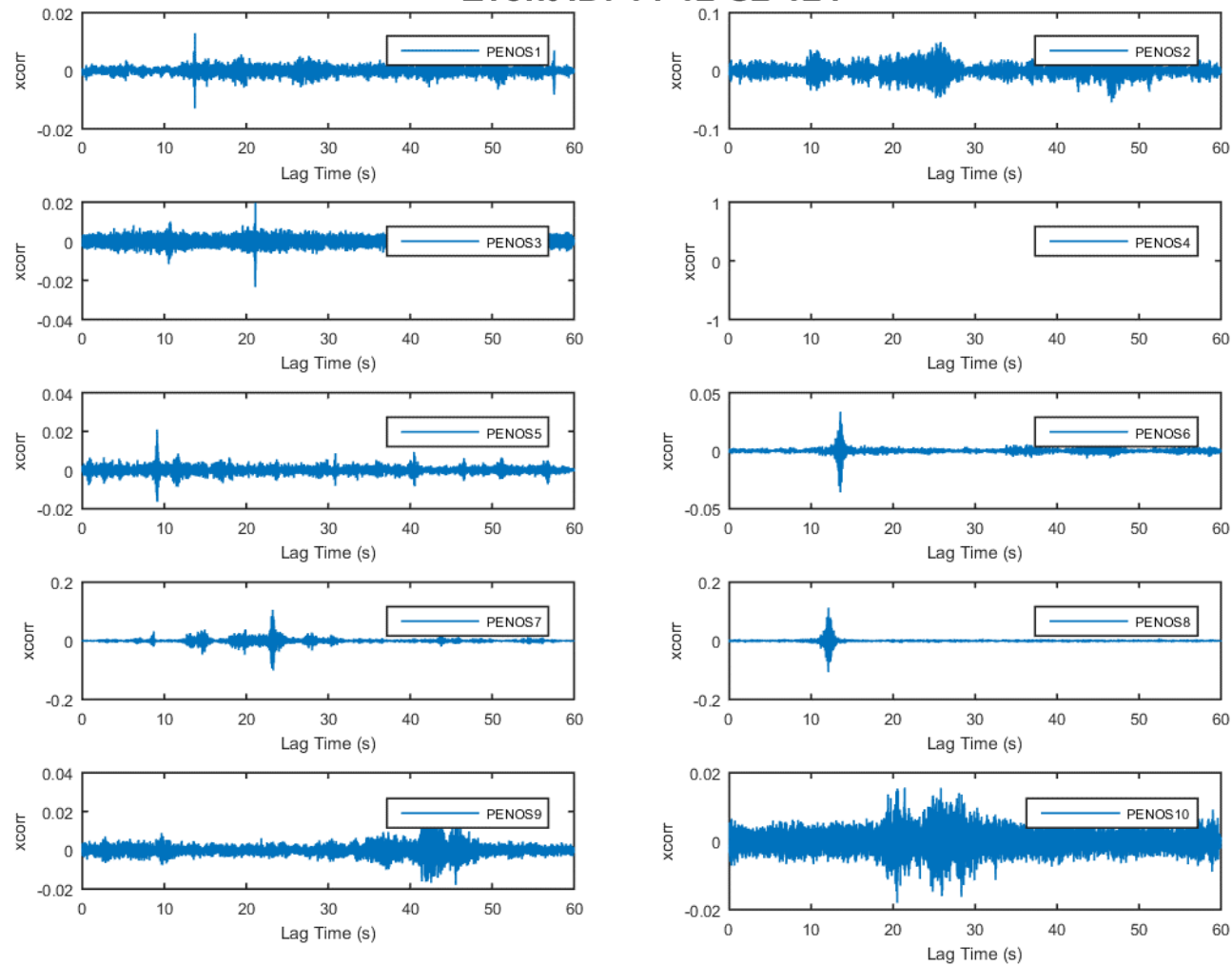


FIGURE 3.90: CROSS CORRELATION PEN_OS 1 - 10 14-12-S2-124

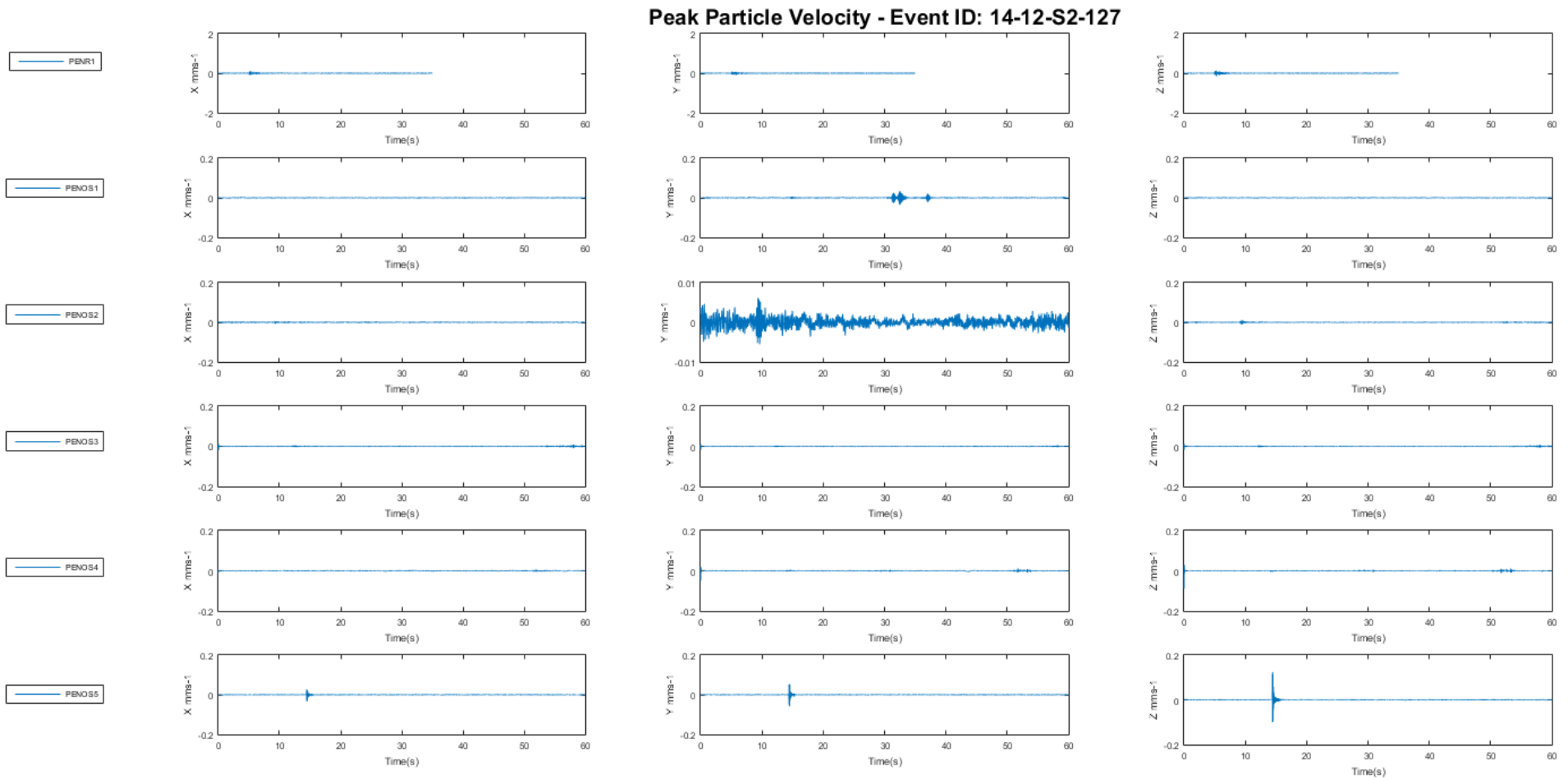


FIGURE 3.91: PEN_OS 1 - 5 14-12-S2-127

Peak Particle Velocity - Event ID: 14-12-S2-127

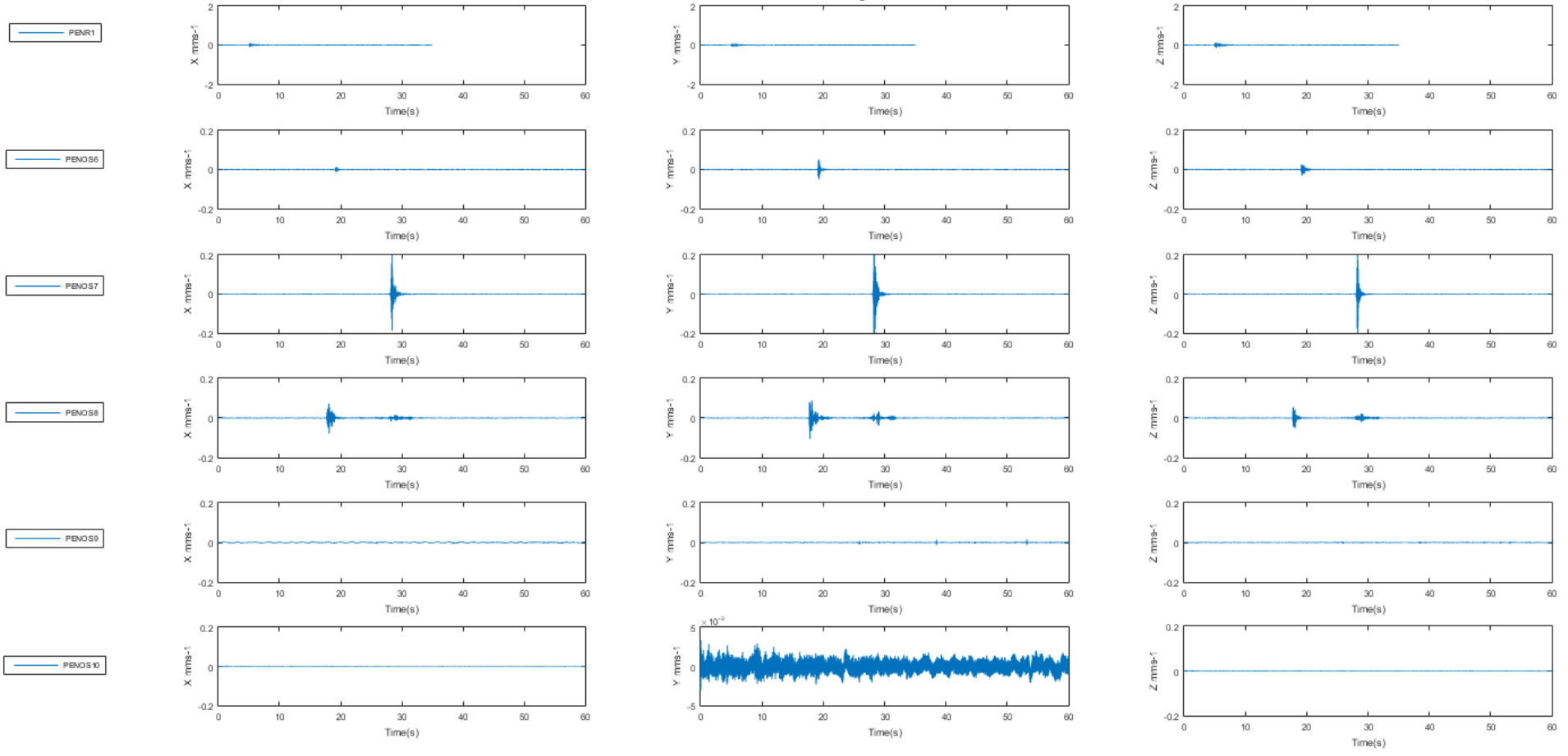


FIGURE 3.92: PEN_OS 6 - 10 14-12-S2-127

Event ID: 14-12-S2-127

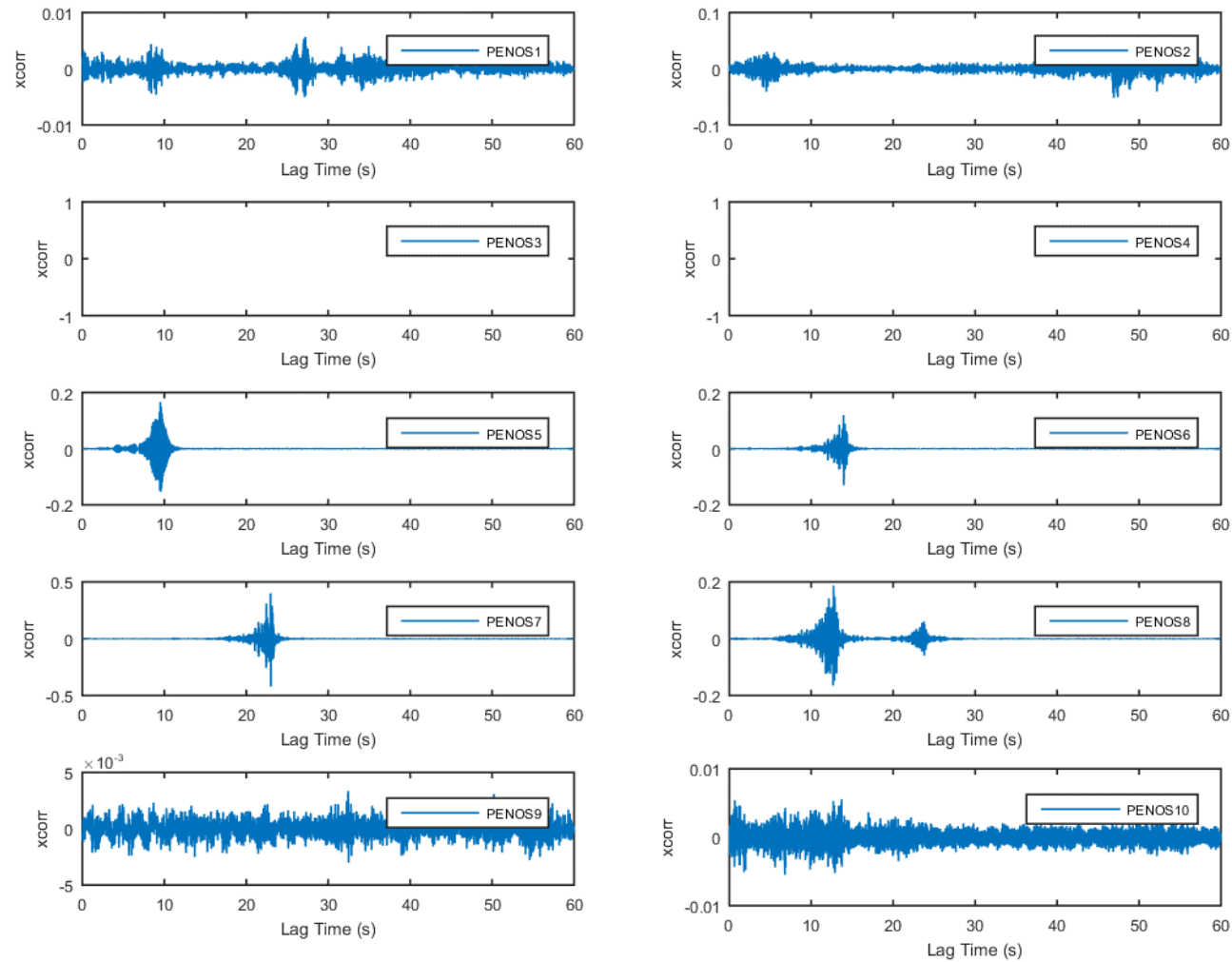


FIGURE 3.93: CROSS CORRELATION PEN_OS 1 - 10 14-12-S2-127

Peak Particle Velocity - Event ID: 14-12-S2-204

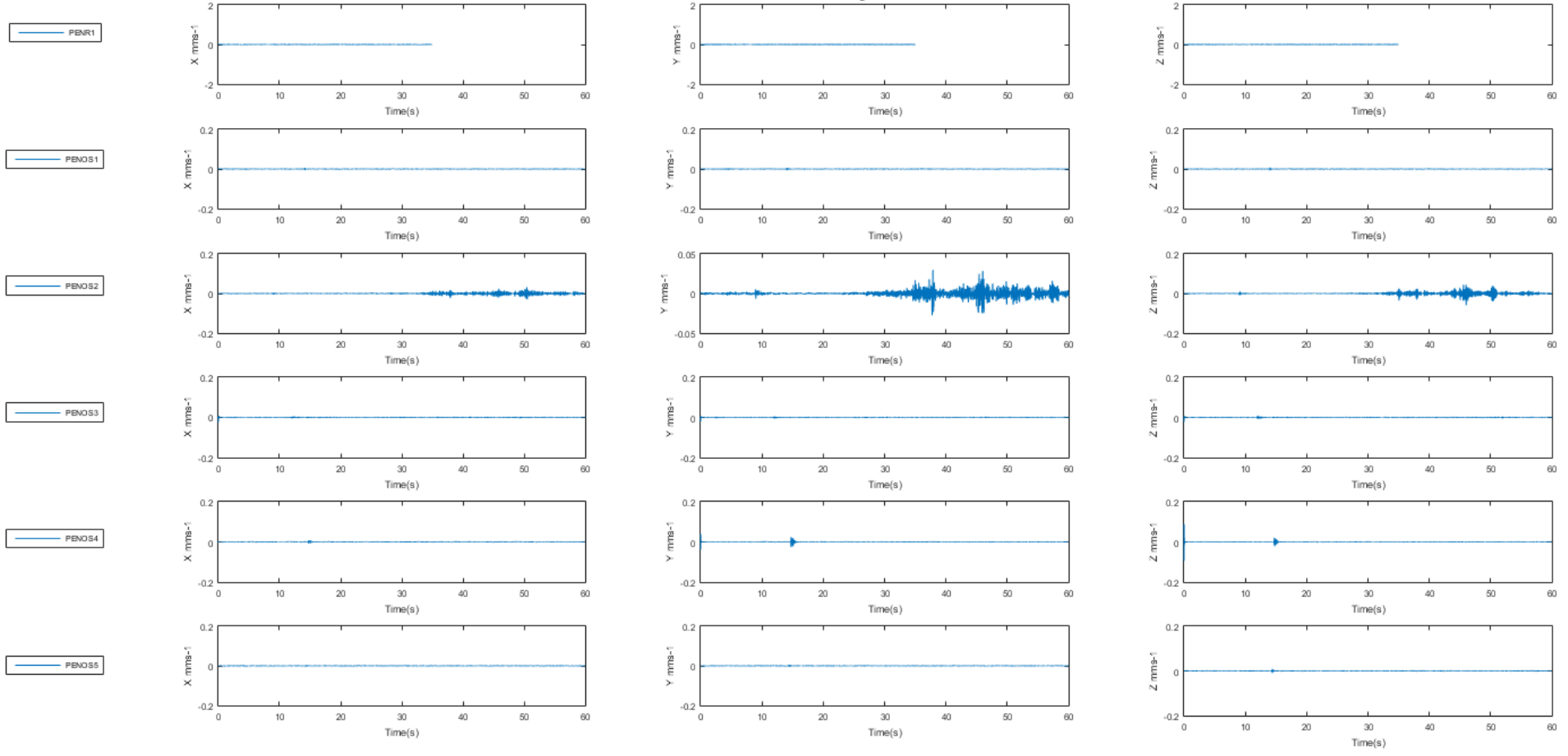


FIGURE 3.94: PEN_OS 1 - 5 14-12-S2-204

Peak Particle Velocity - Event ID: 14-12-S2-204

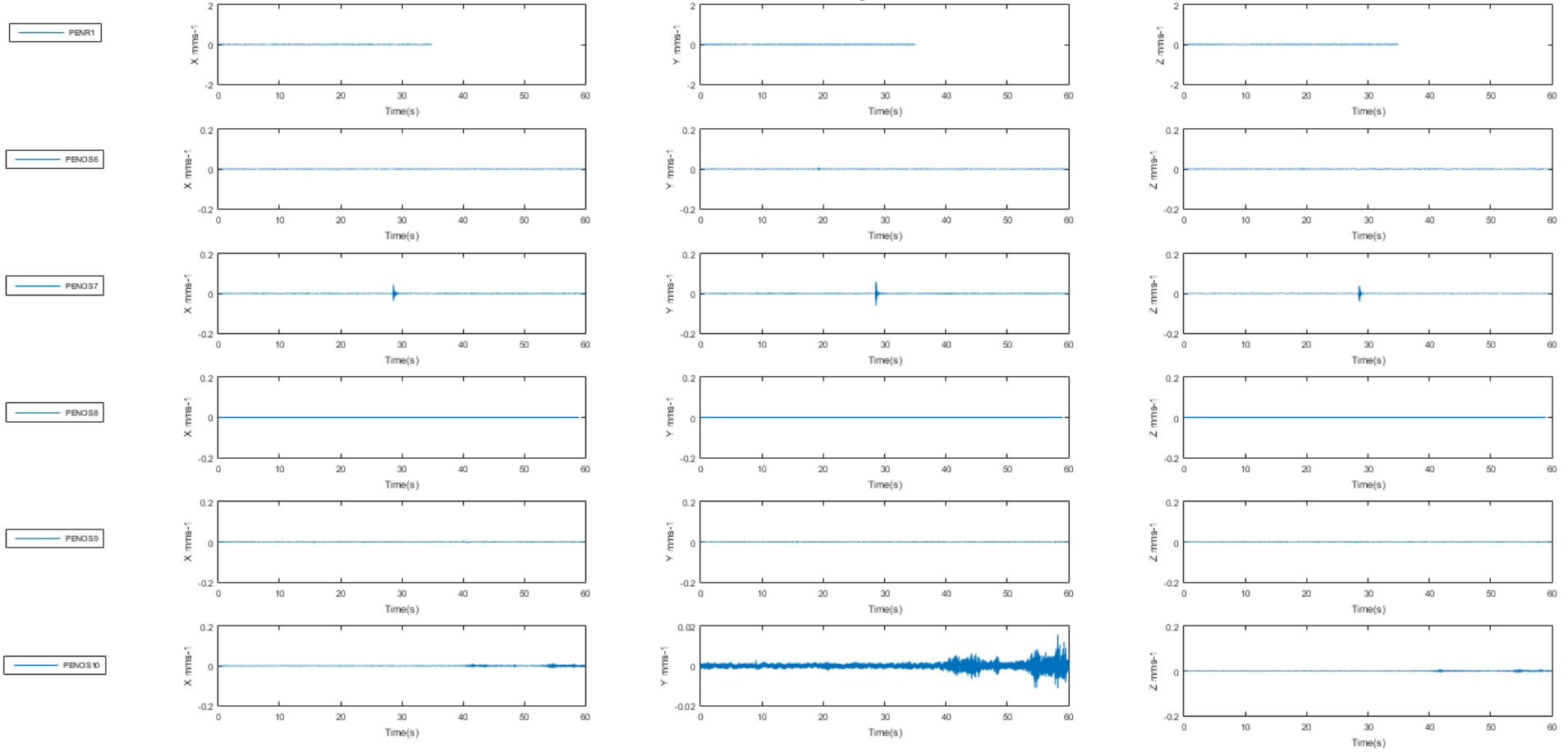


FIGURE 3.95: PEN_OS 6 - 10 14-12-S2-204

Event ID: 14-12-S2-204

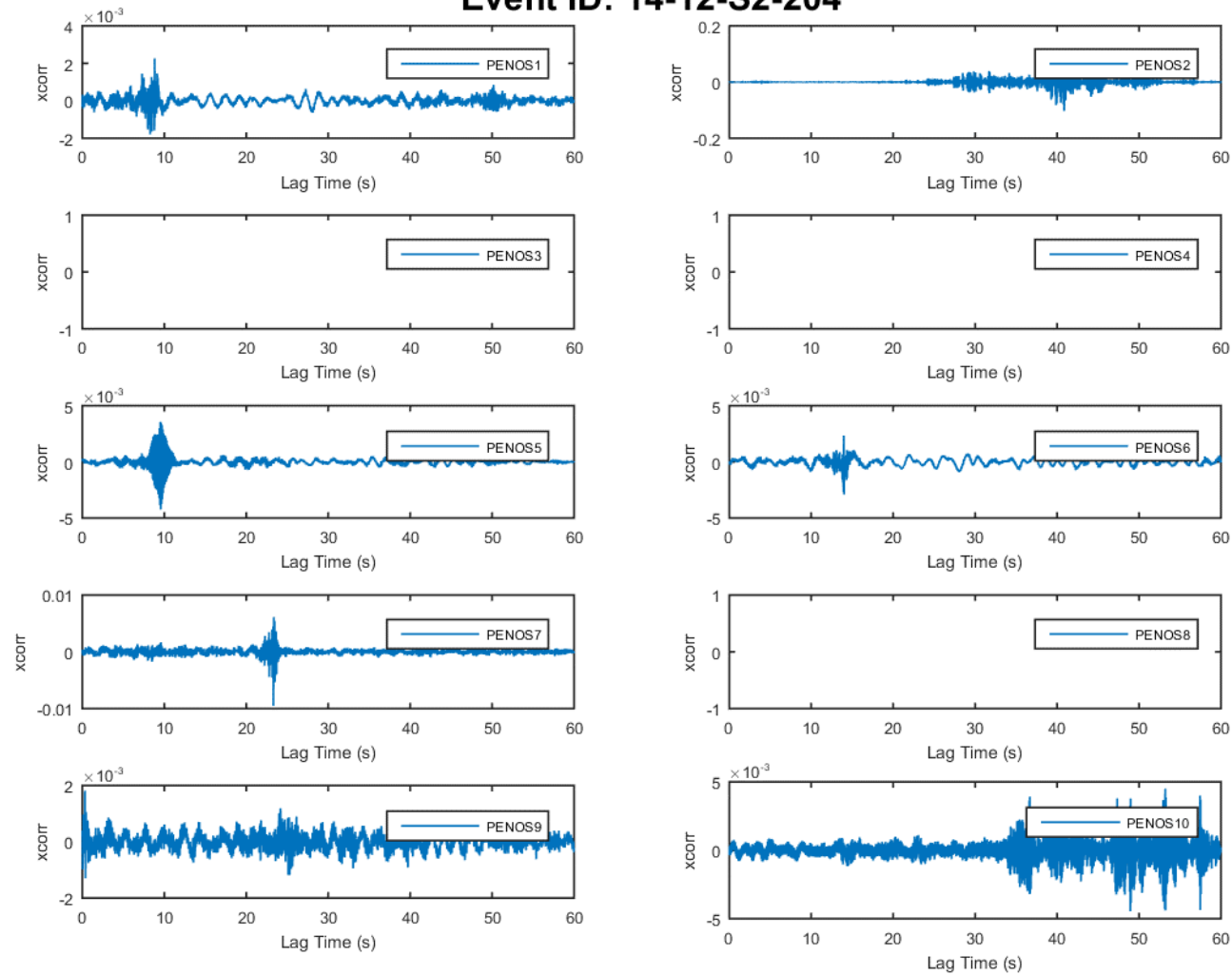


FIGURE 3.96: CROSS CORRELATION PEN_OS 1 - 10 14-12-S2-204

Peak Particle Velocity - Event ID: 14-12-S2-61

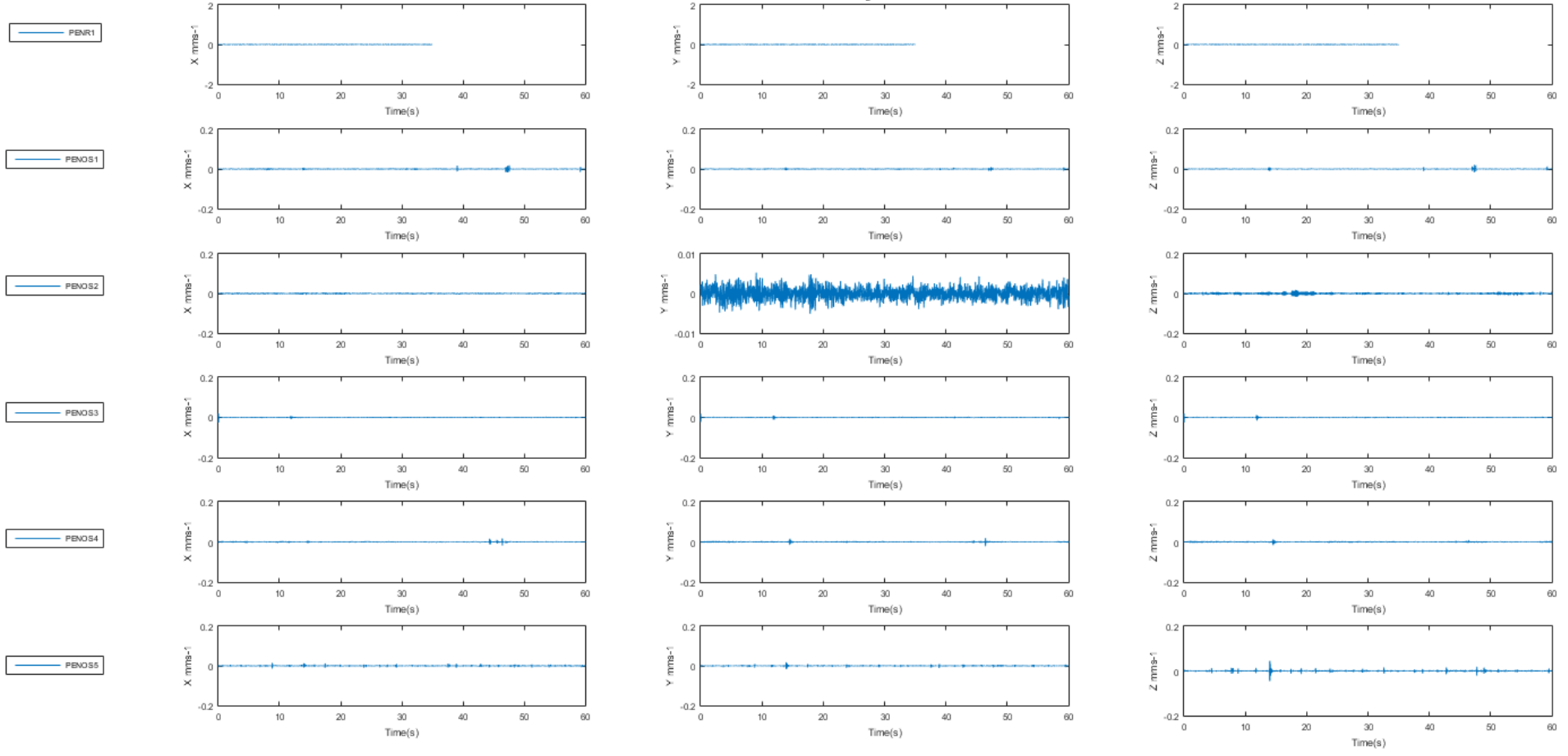


FIGURE 3.97: PEN_OS 1 - 5 14-12-S2-61

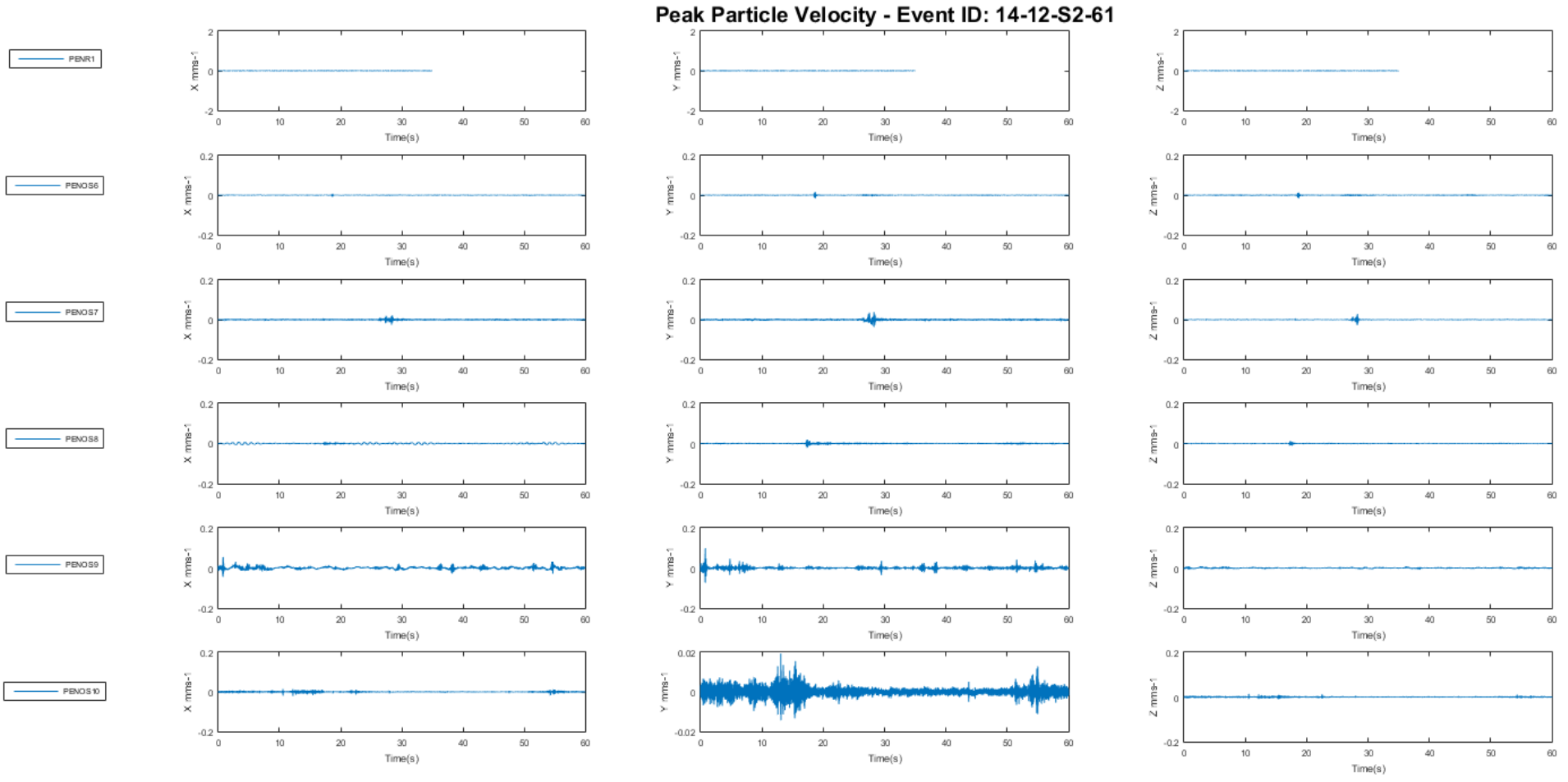


FIGURE 3.98: PEN_OS 6 - 10 14-12-S2-61

Event ID: 14-12-S2-61

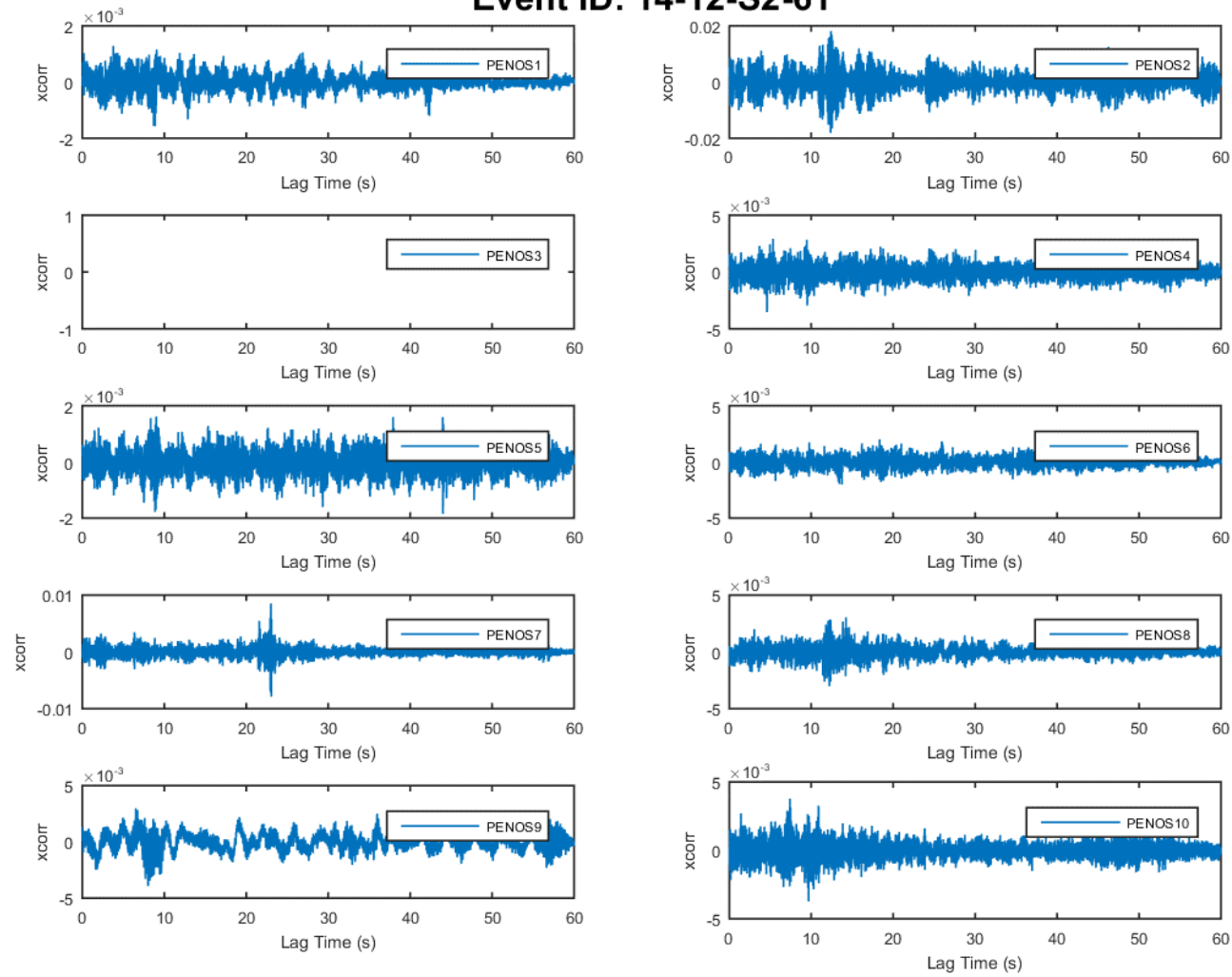


FIGURE 3.99: CROSS CORRELATION PEN_OS 1 - 10 14-12-S2-61

Peak Particle Velocity - Event ID: 14-12-S2-82

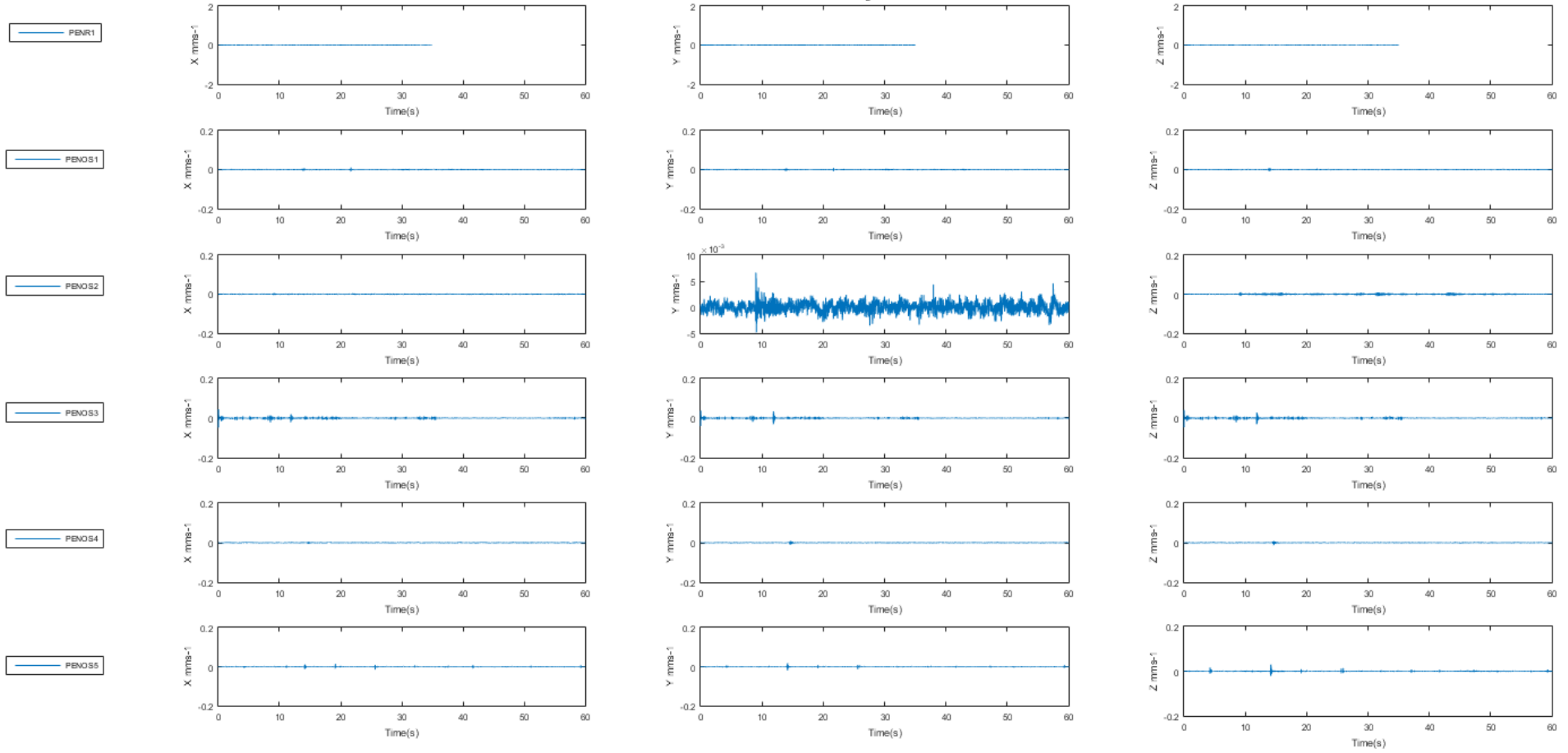


FIGURE 3.100: PEN_OS 1 - 5 14-12-S2-82

Peak Particle Velocity - Event ID: 14-12-S2-82

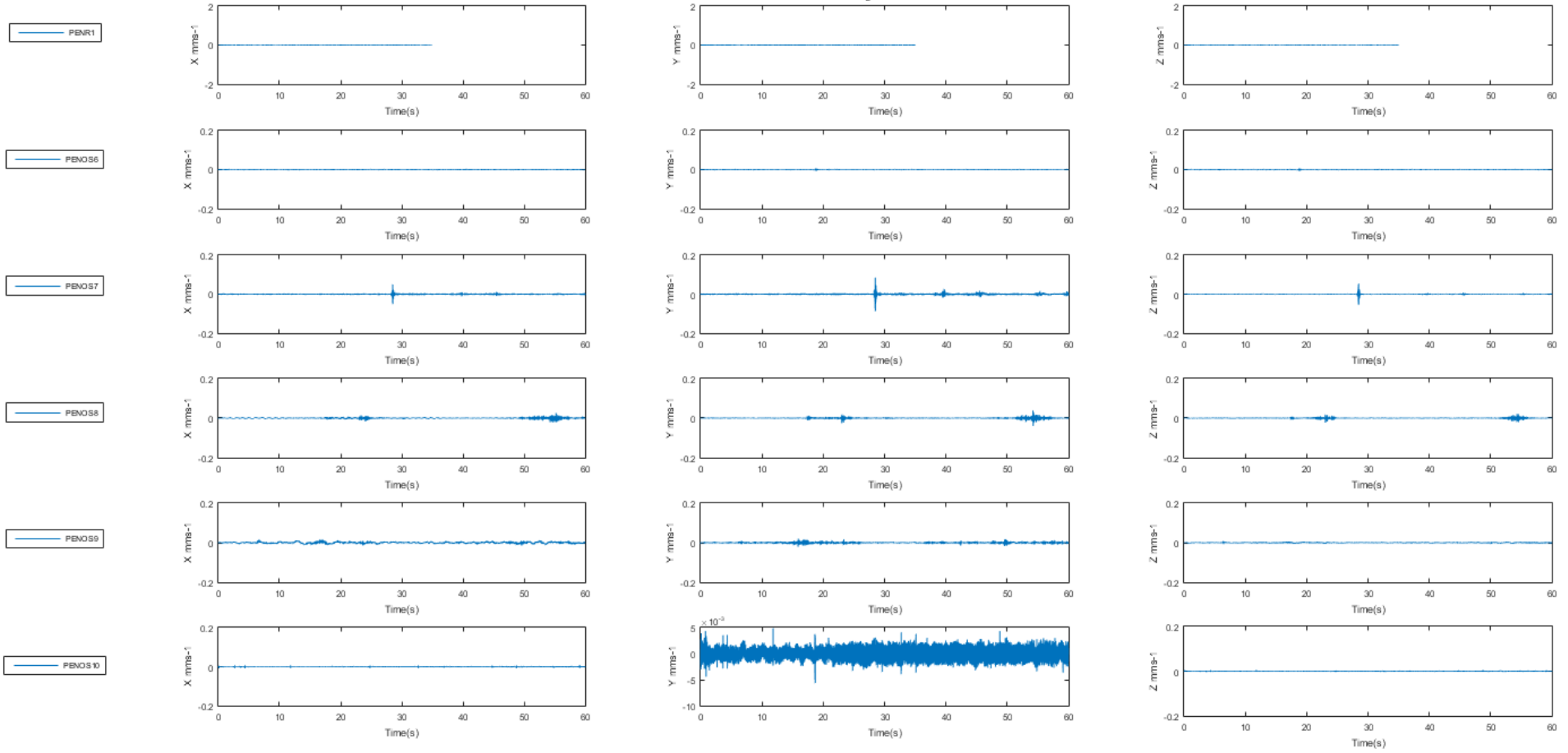


FIGURE 3.101: PEN_OS 6 - 10 14-12-S2-82

Event ID: 14-12-S2-82

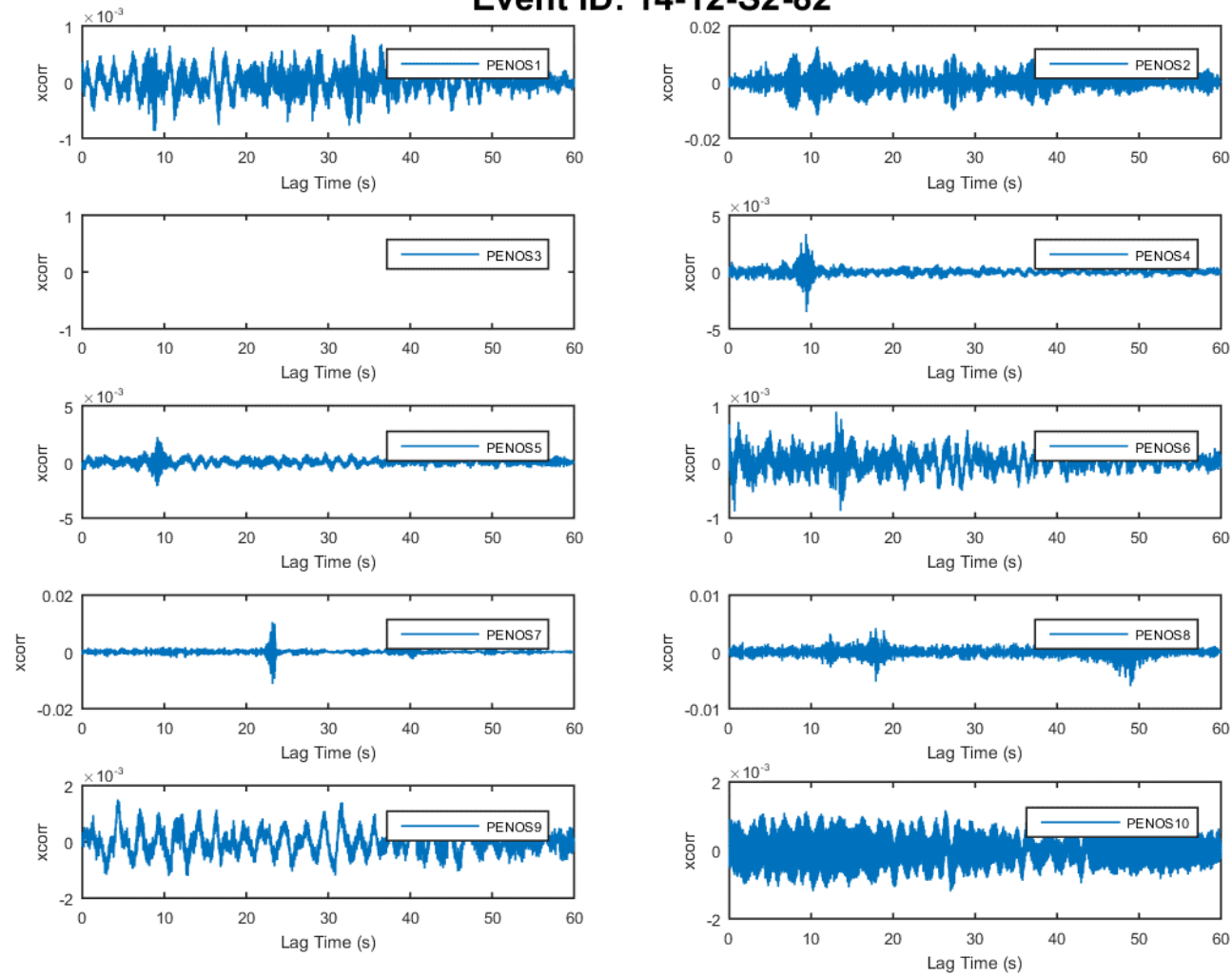


FIGURE 3.102: CROSS CORRELATION PEN_OS 1 - 10 14-12-S2-82

Peak Particle Velocity - Event ID: 15-01-S1-124

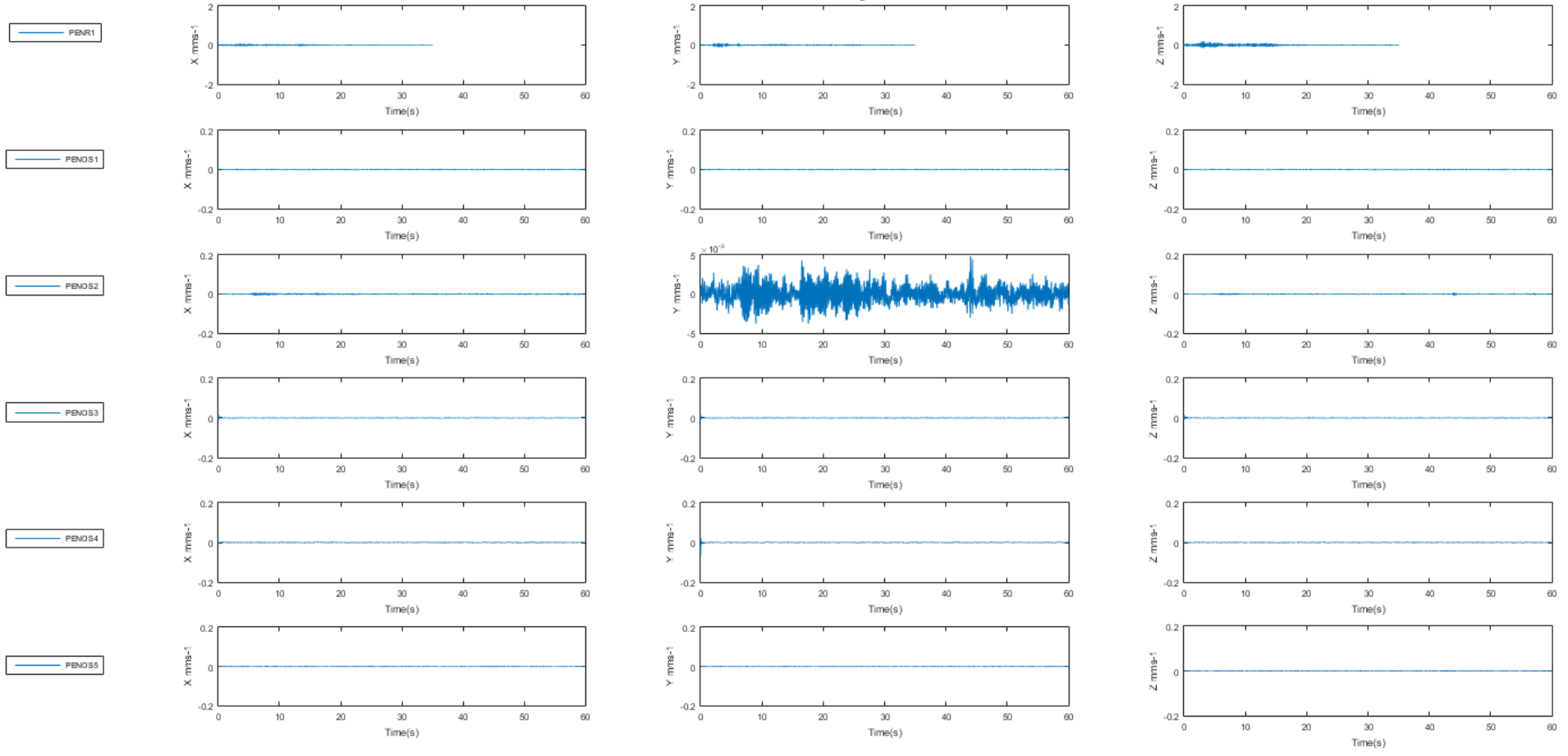


FIGURE 3.103: PEN_OS 1 - 5 15-01-S1-124

Peak Particle Velocity - Event ID: 15-01-S1-124

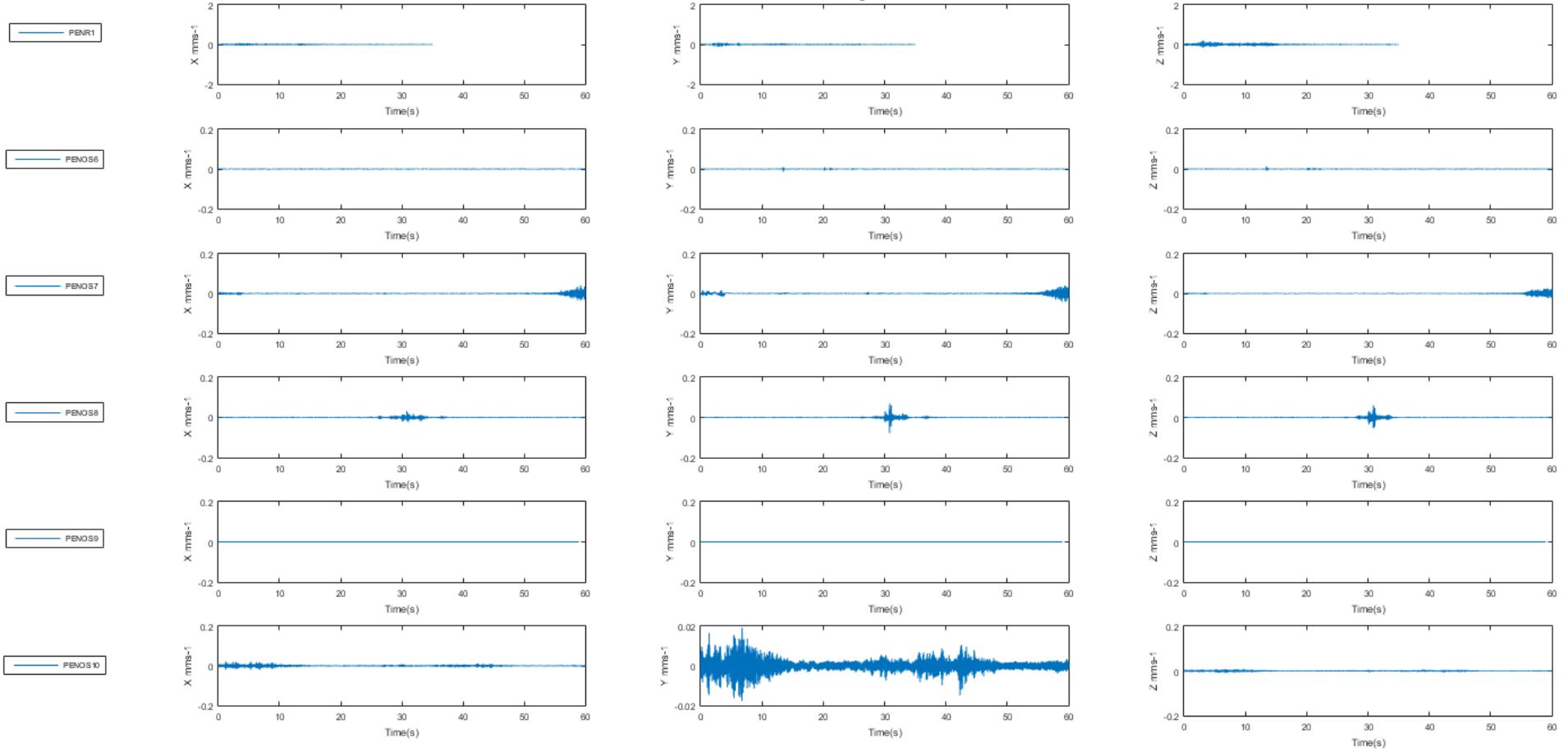


FIGURE 3.104: PEN_OS 6 - 10 15-01-S1-124

Event ID: 15-01-S1-124

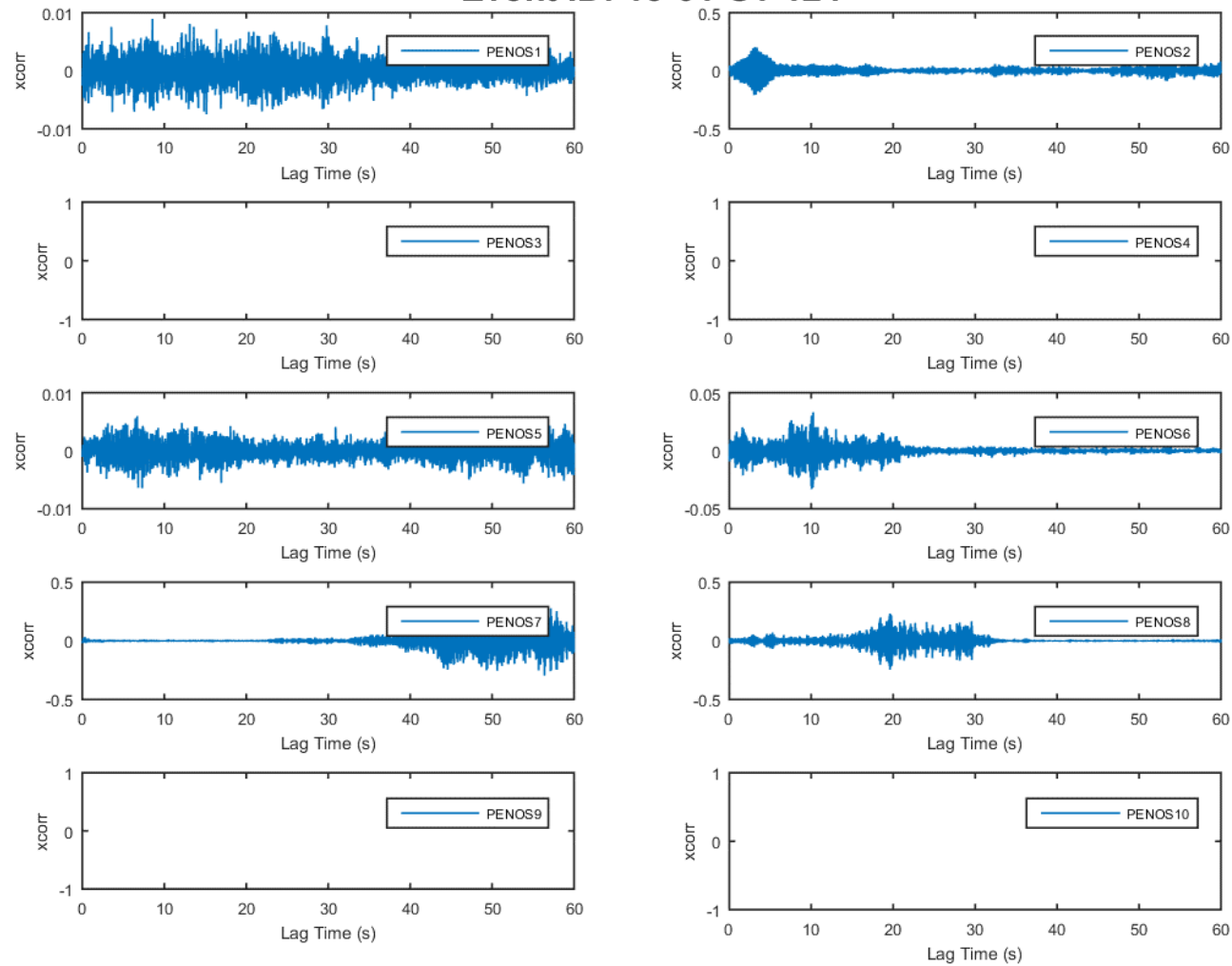


FIGURE 3.105: CROSS CORRELATION PEN_OS 1 - 10 15-01-S1-124

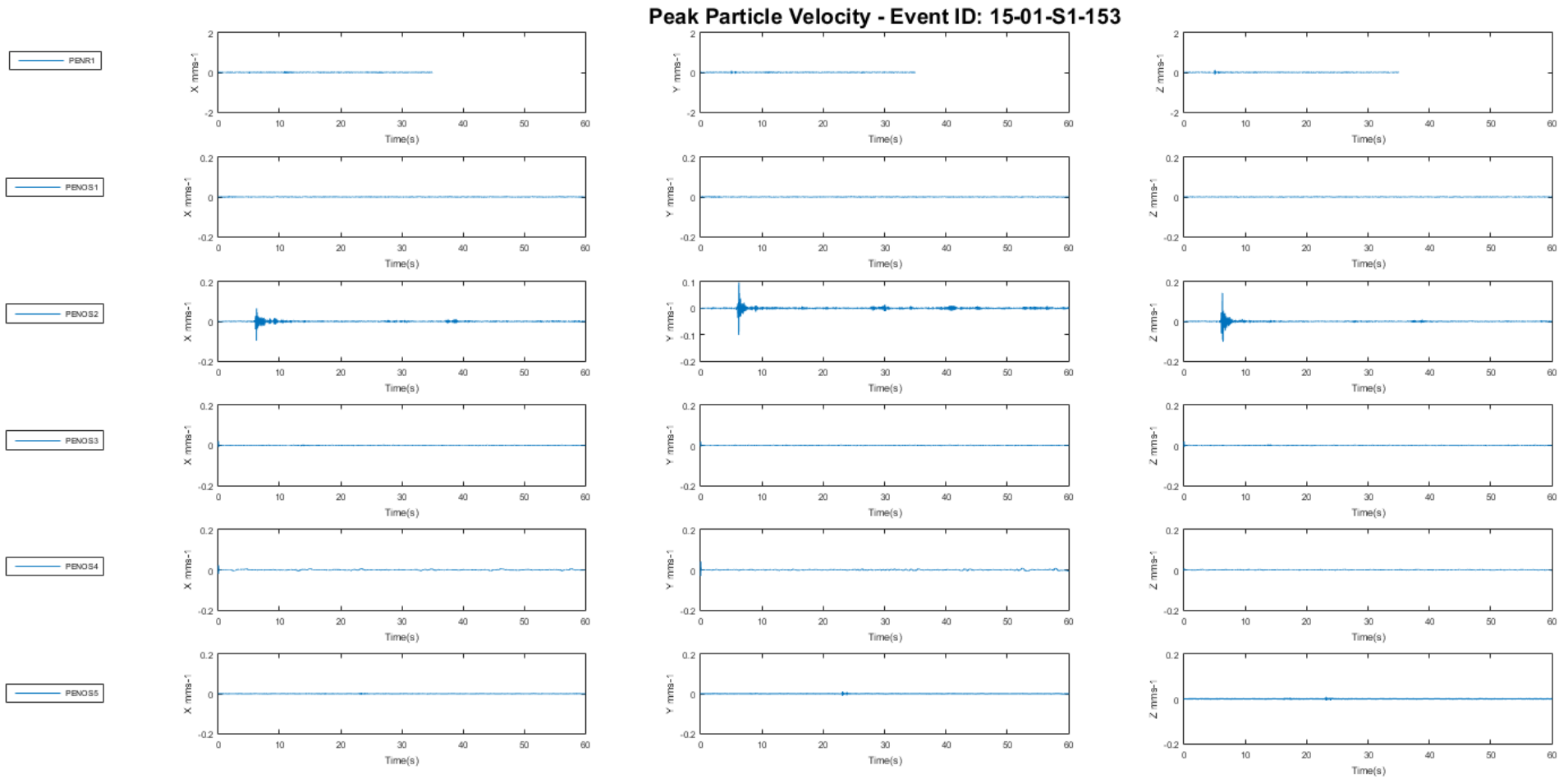


FIGURE 3.106: PEN_OS 1 - 5 15-01-S1-153

Peak Particle Velocity - Event ID: 15-01-S1-153

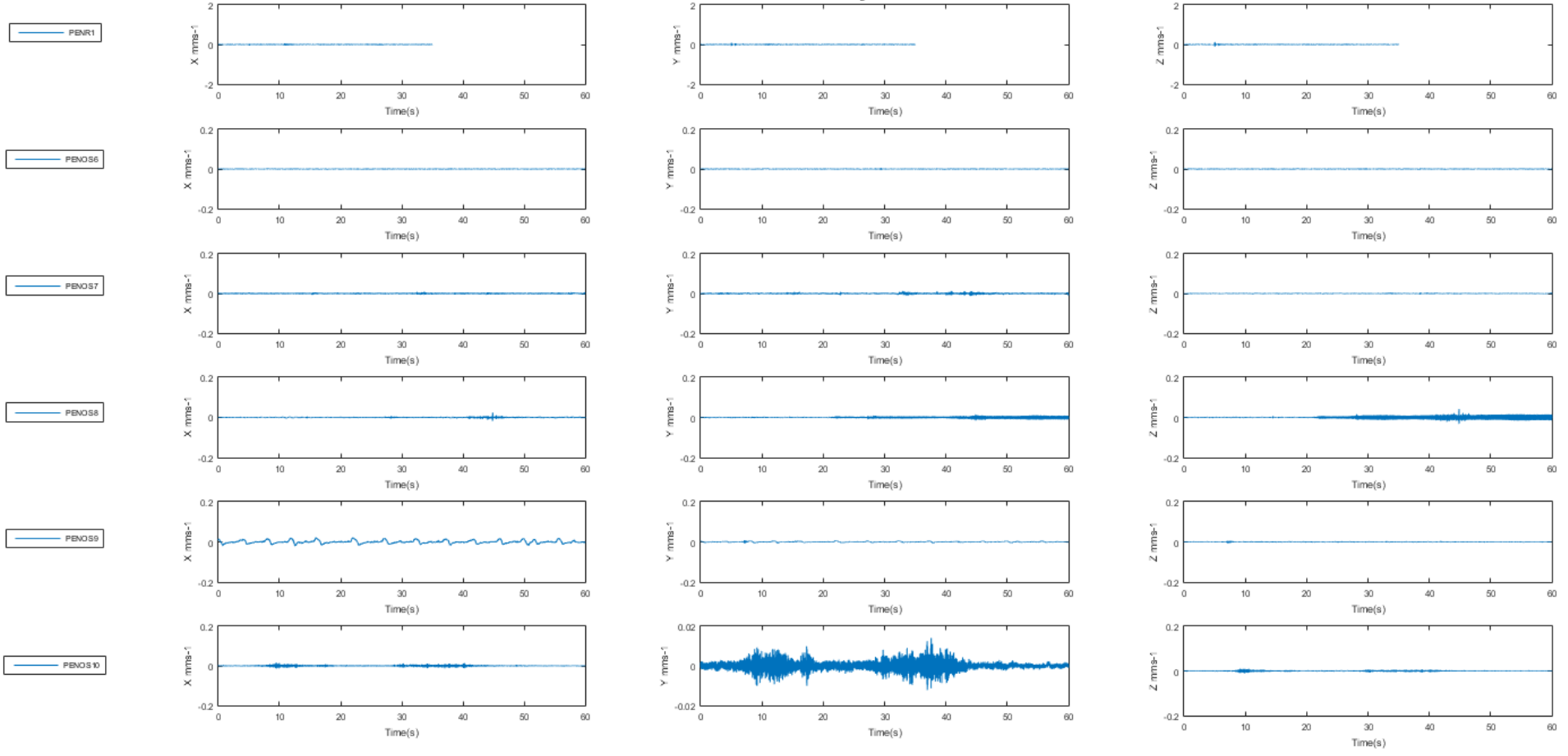


FIGURE 3.107: PEN_OS 6 - 10 15-01-S1-153

Event ID: 15-01-S1-153

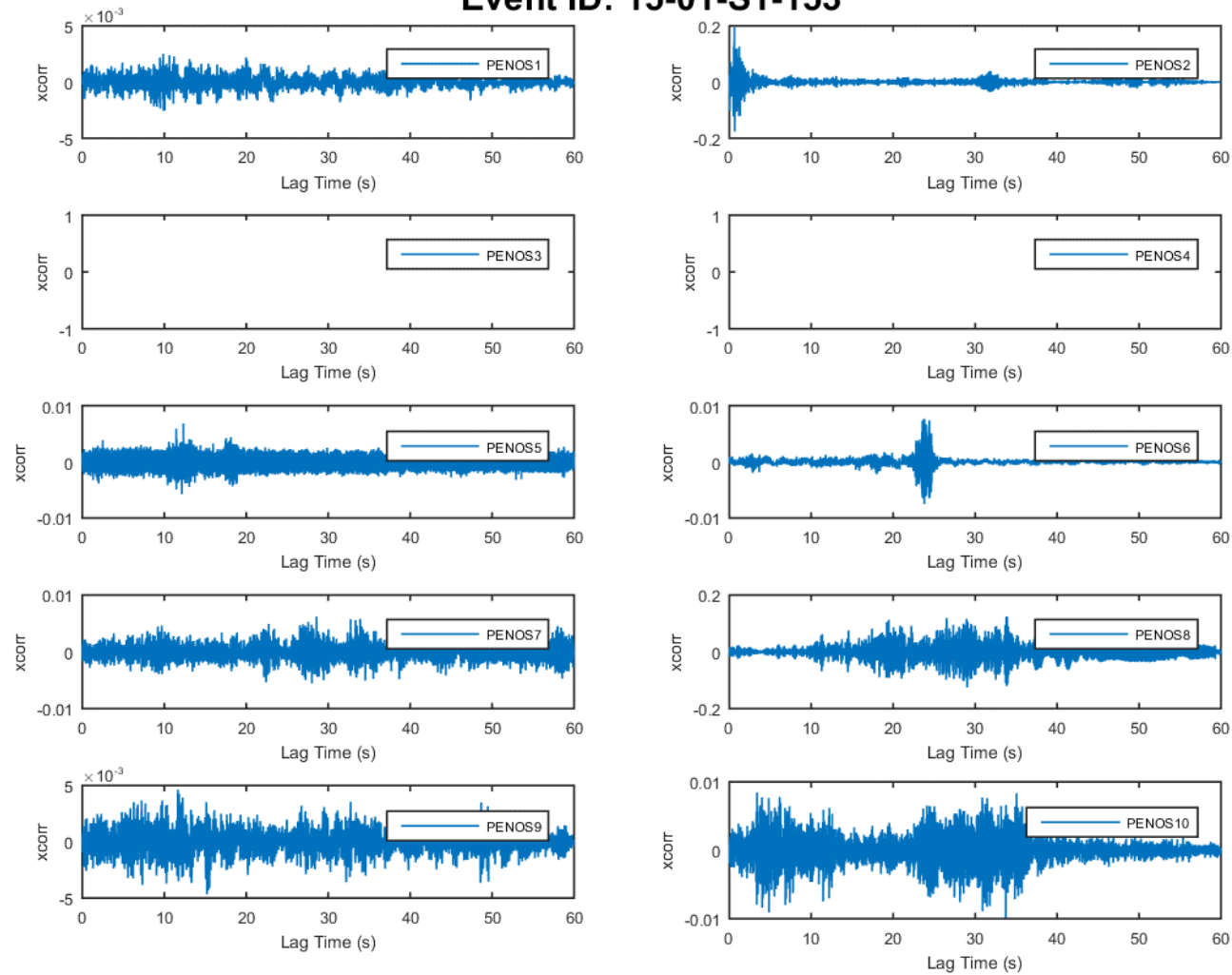


FIGURE 3.108: CROSS CORRELATION PEN_OS 1 - 10 15-01-S1-153

Peak Particle Velocity - Event ID: 15-01-S2-100

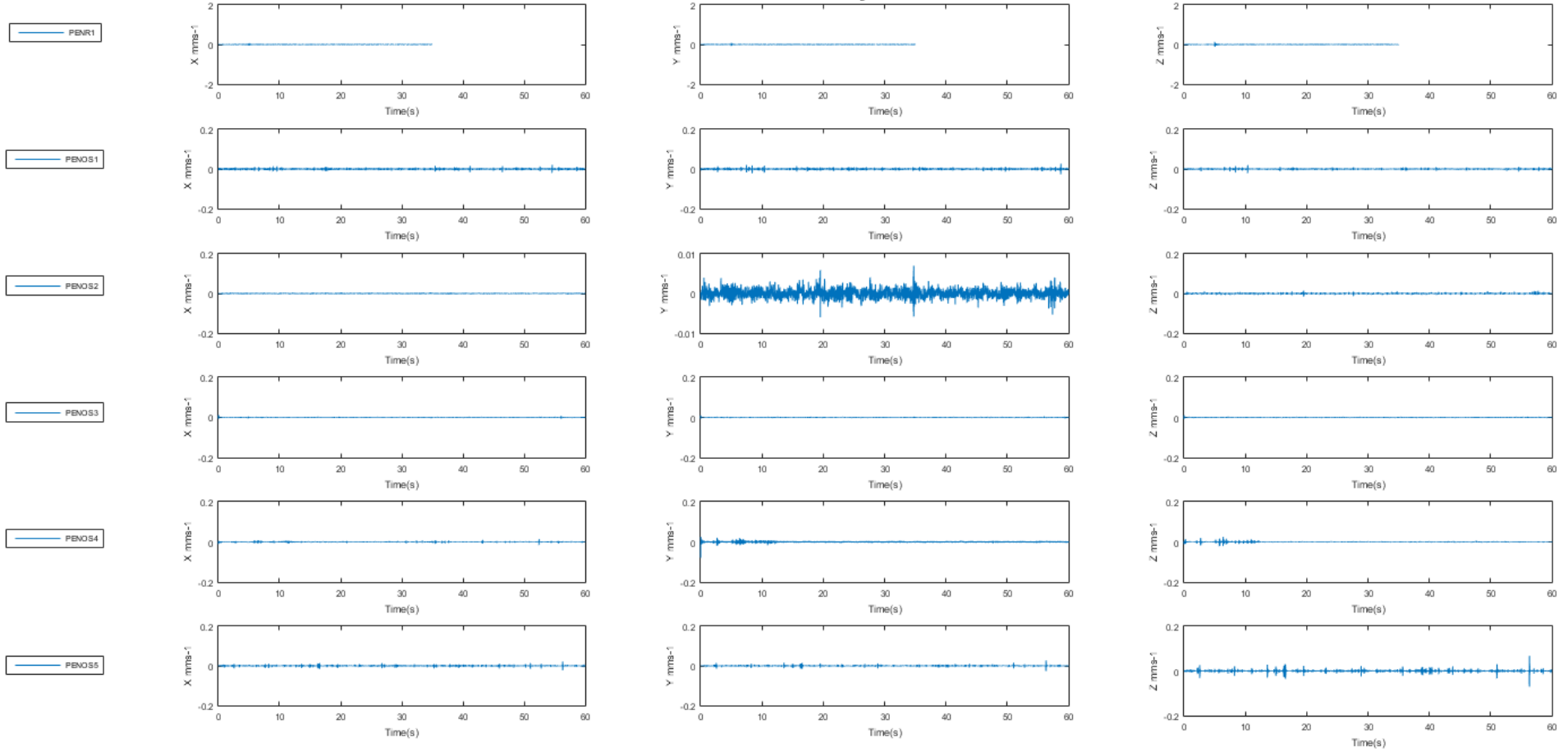


FIGURE 3.109: PEN_OS 1 - 5 15-01-S2-100

Peak Particle Velocity - Event ID: 15-01-S2-100

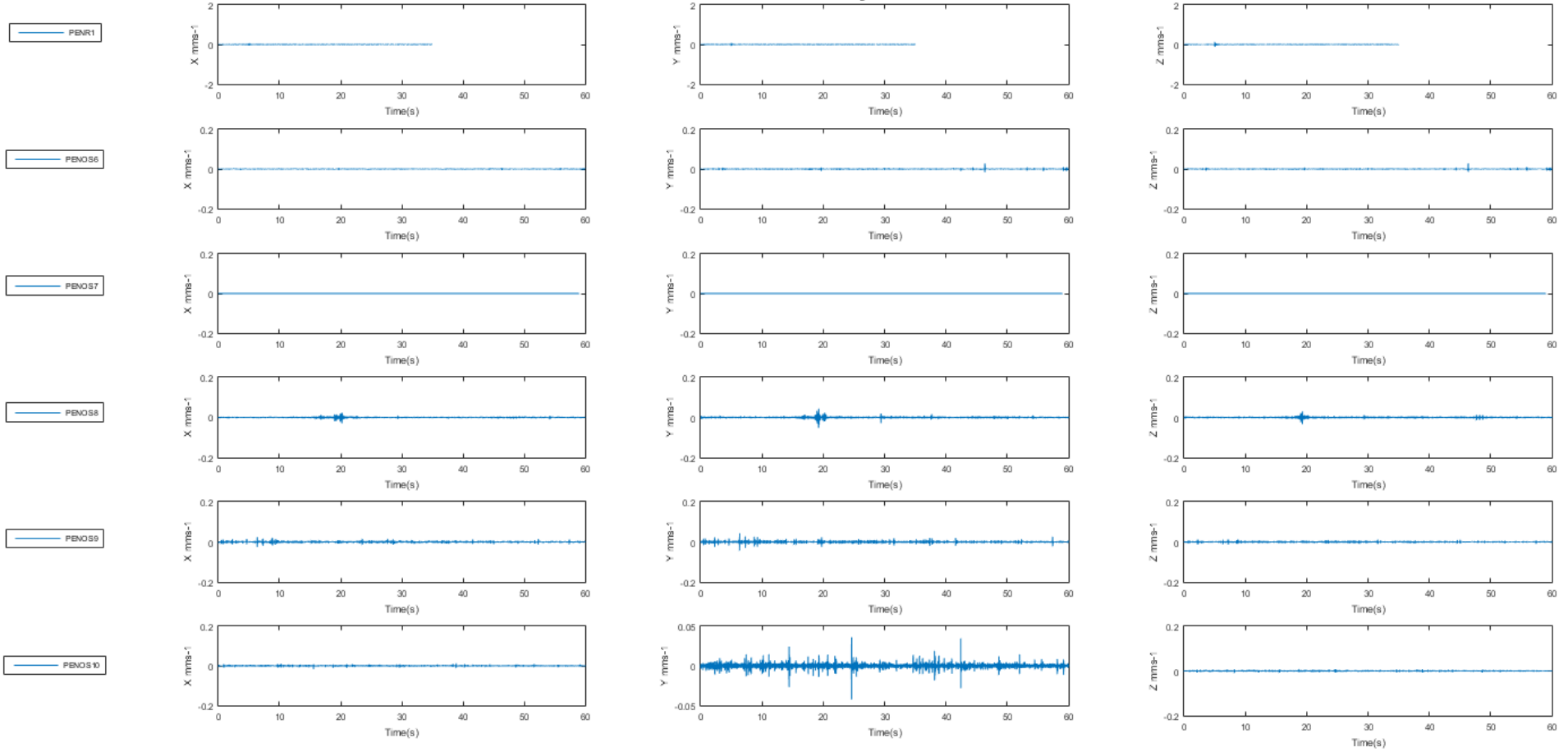


FIGURE 3.110: PEN_OS 6 - 10 15-01-S2-100

Event ID: 15-01-S2-100

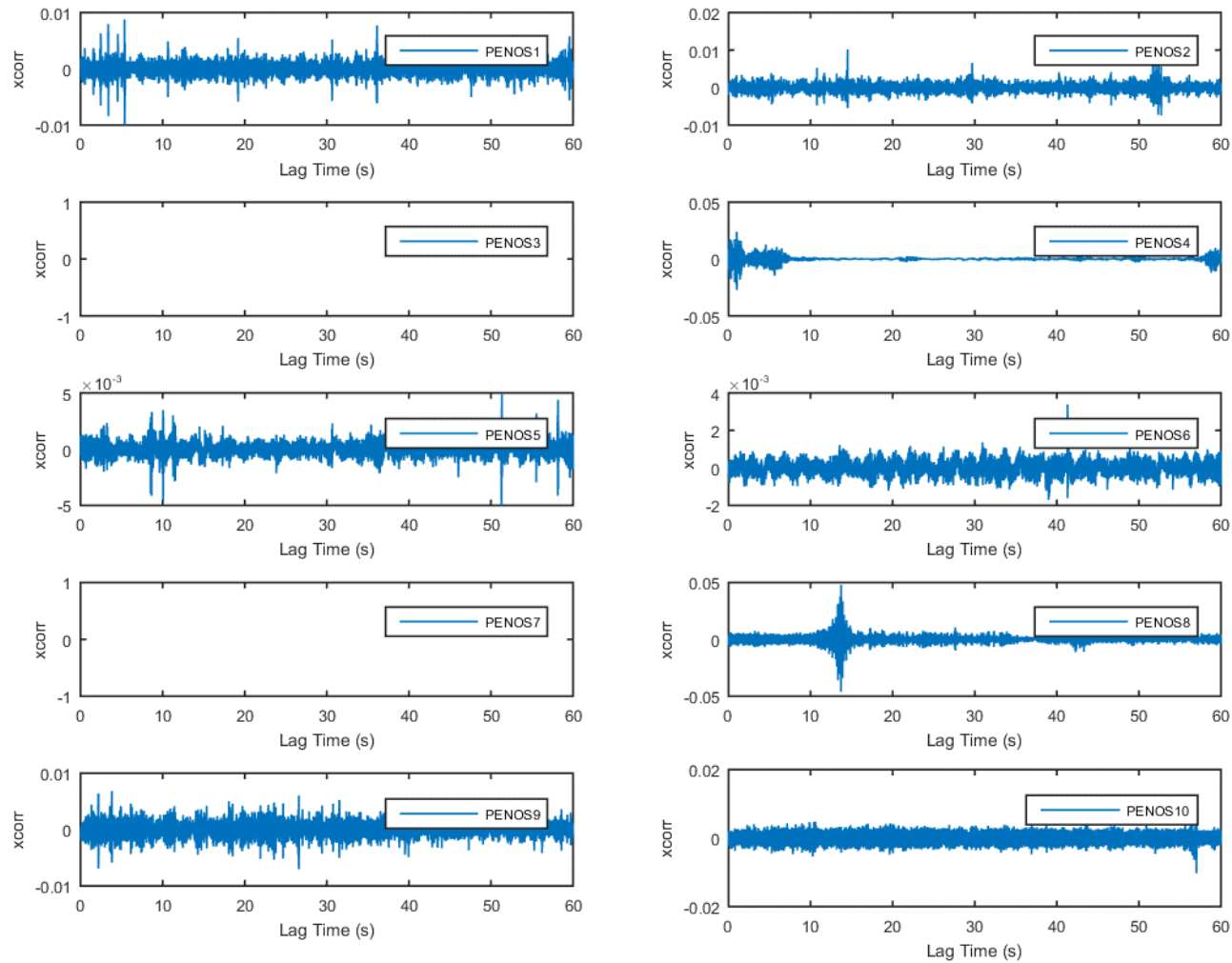


FIGURE 3.111: CROSS CORRELATION PEN_OS 1 - 10 15-01-S2-100

Peak Particle Velocity - Event ID: 15-01-S2-101

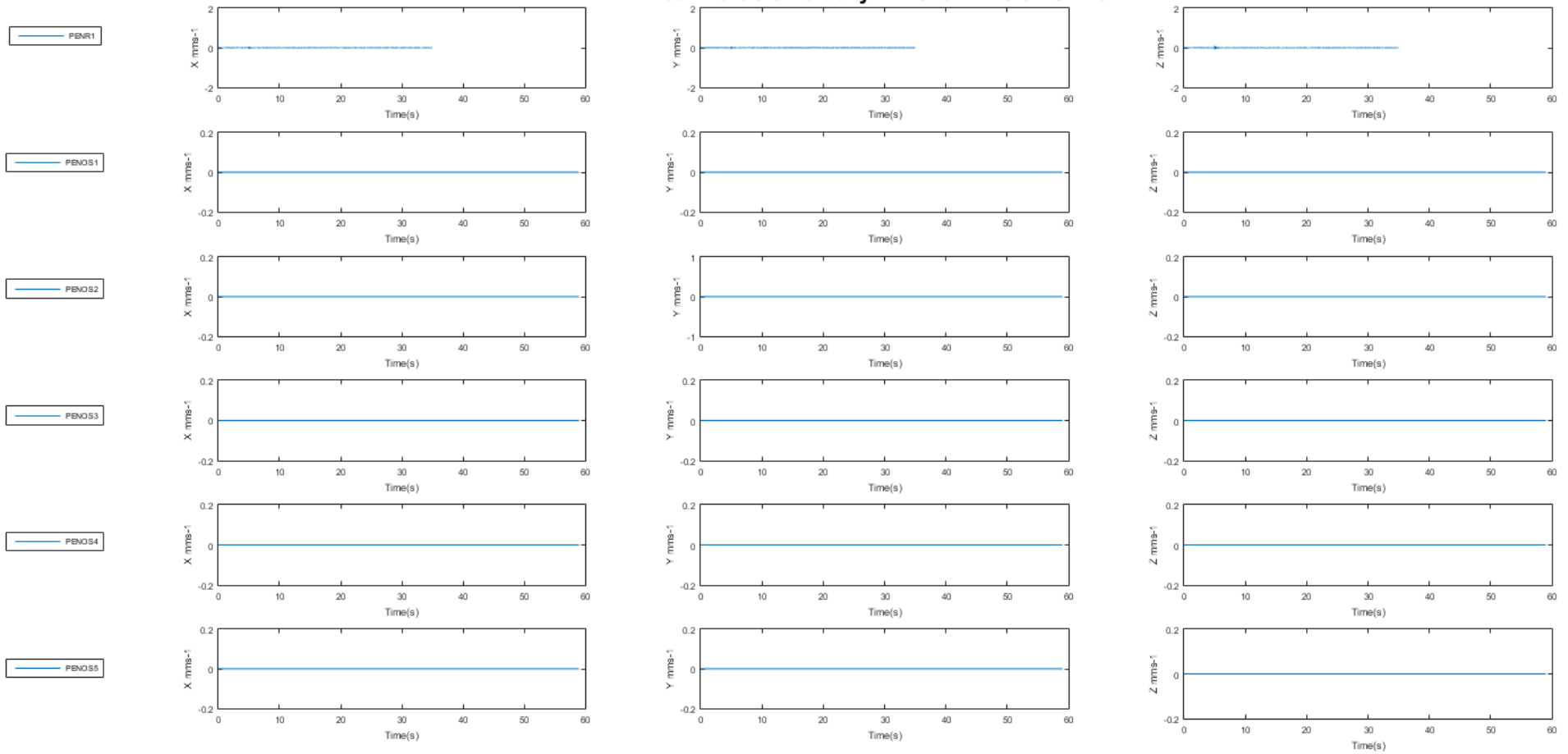


FIGURE 3.112: PEN_OS 1 - 5 15-01-S2-101

Peak Particle Velocity - Event ID: 15-01-S2-101

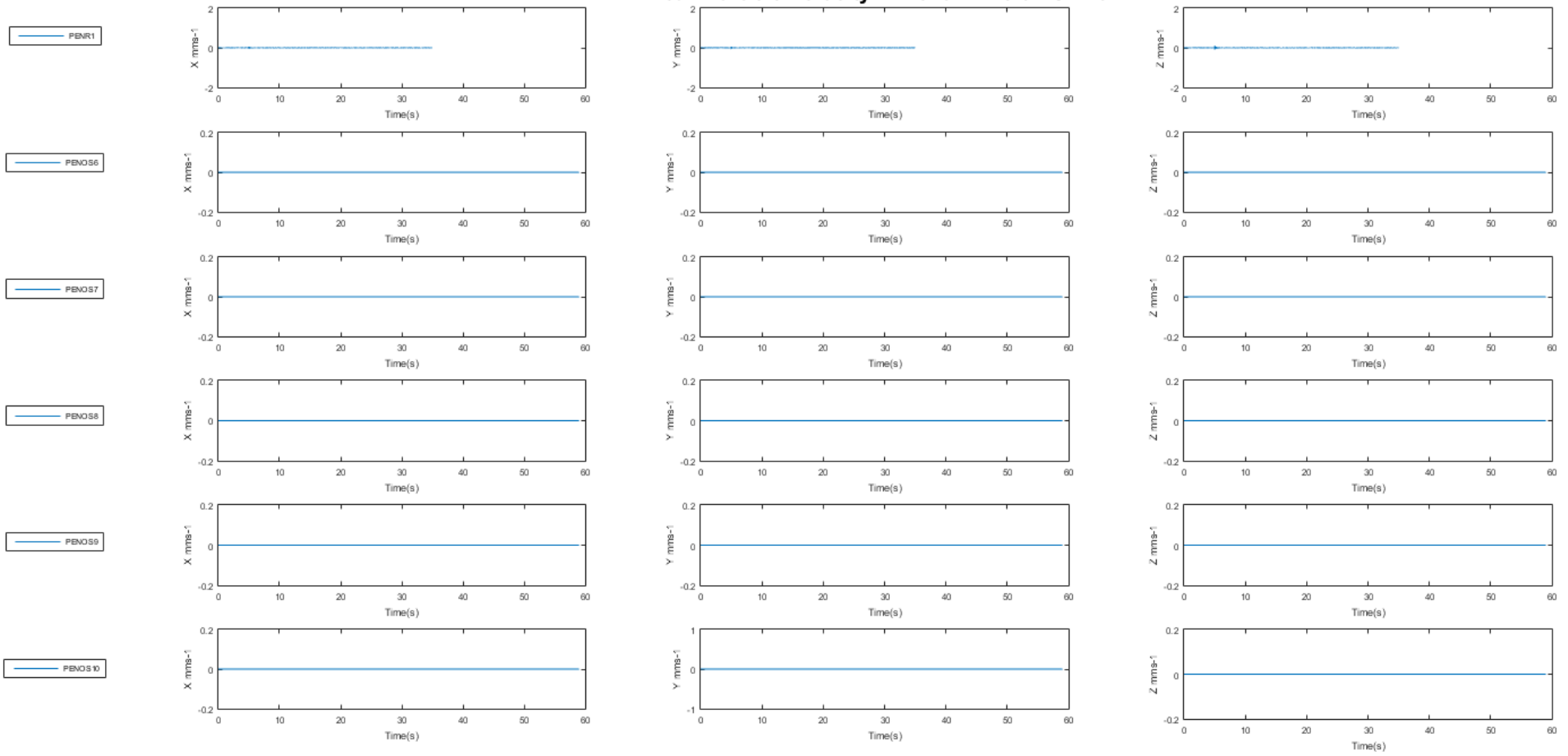


FIGURE 3.113: PEN_OS 6 - 10 15-01-S2-101

Event ID: 15-01-S2-101

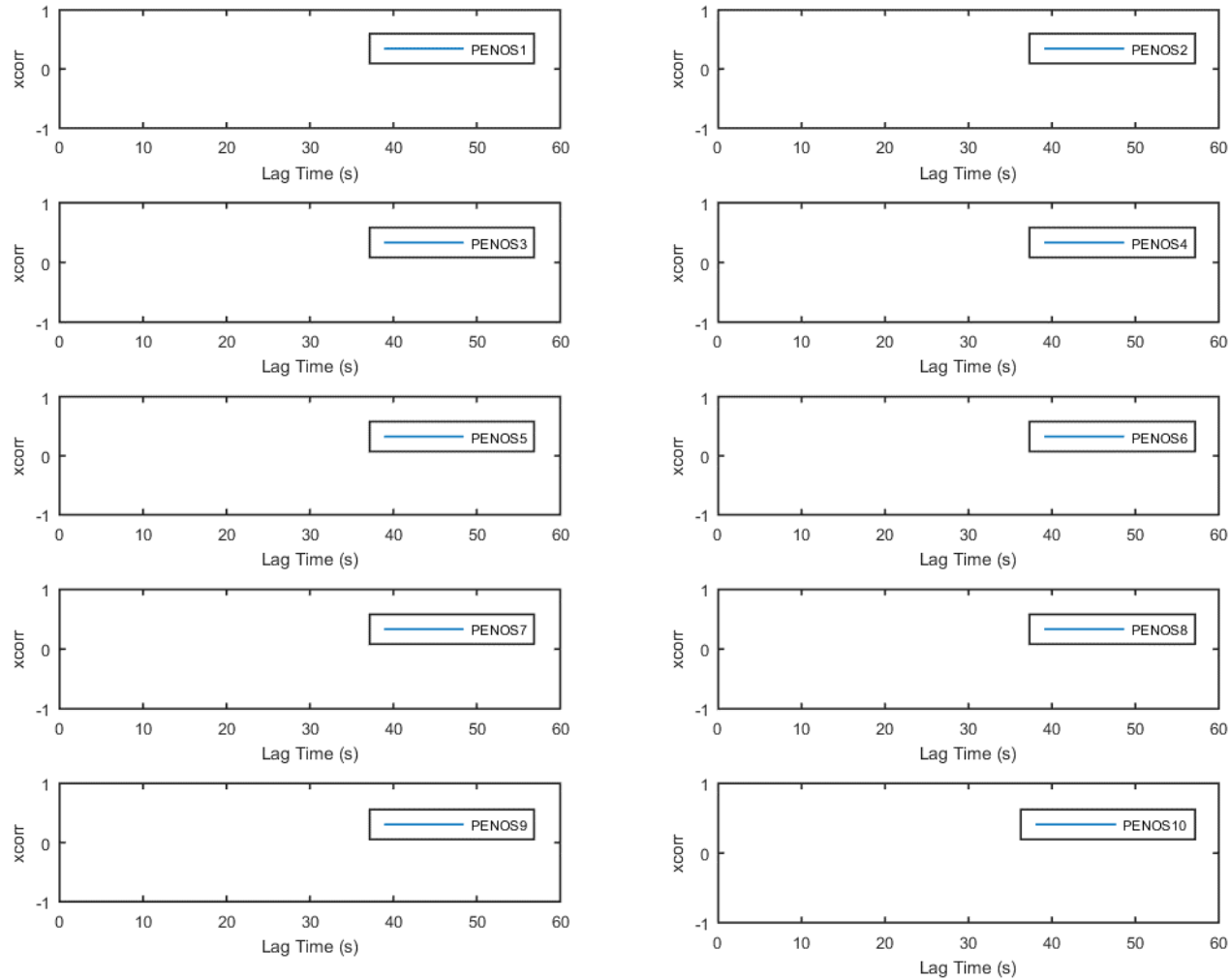


FIGURE 3.114: CROSS CORRELATION PEN_OS 1 - 10 15-01-S2-101

Peak Particle Velocity - Event ID: 15-01-S2-102

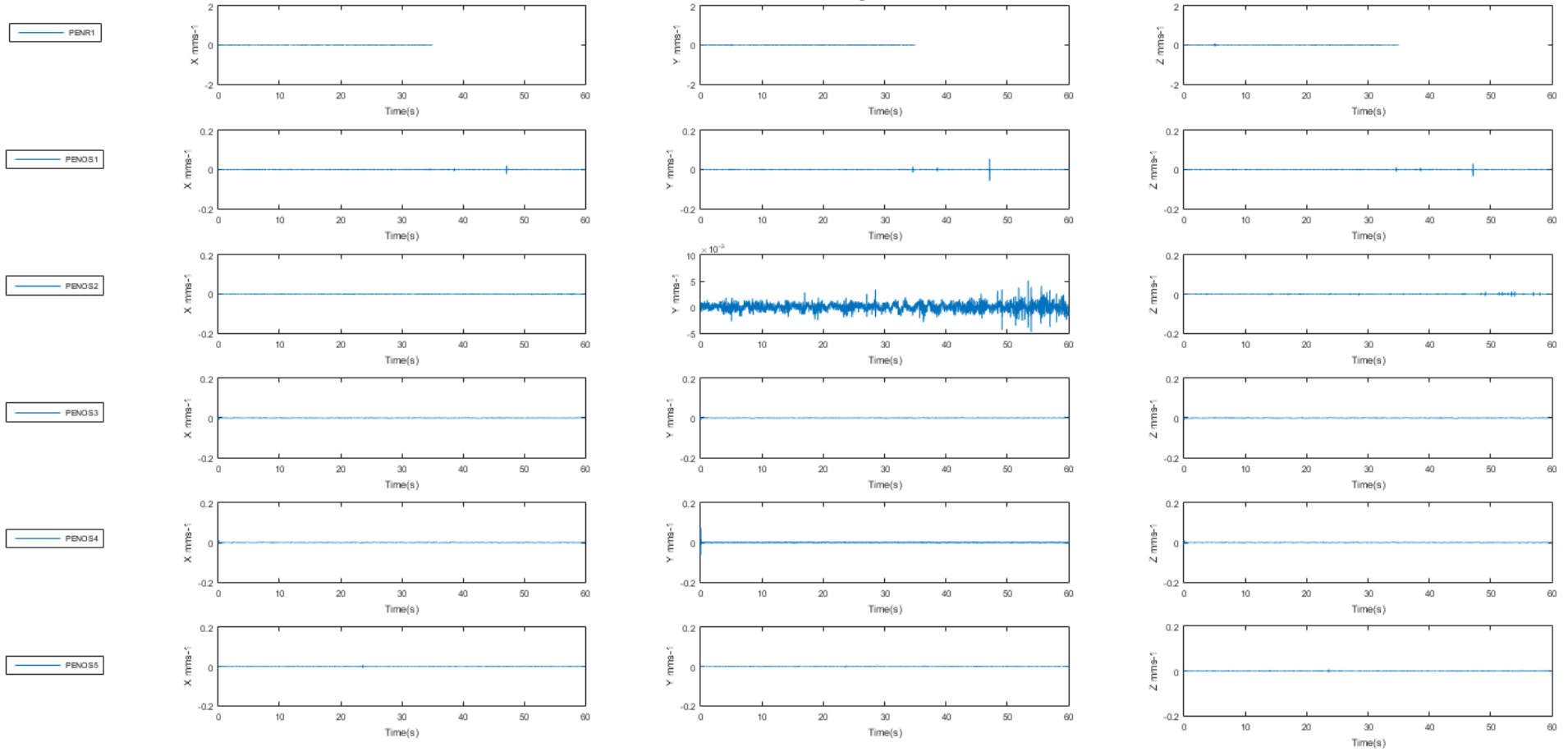


FIGURE 3.115: PEN_OS 1 - 5 15-01-S2-102

Peak Particle Velocity - Event ID: 15-01-S2-102

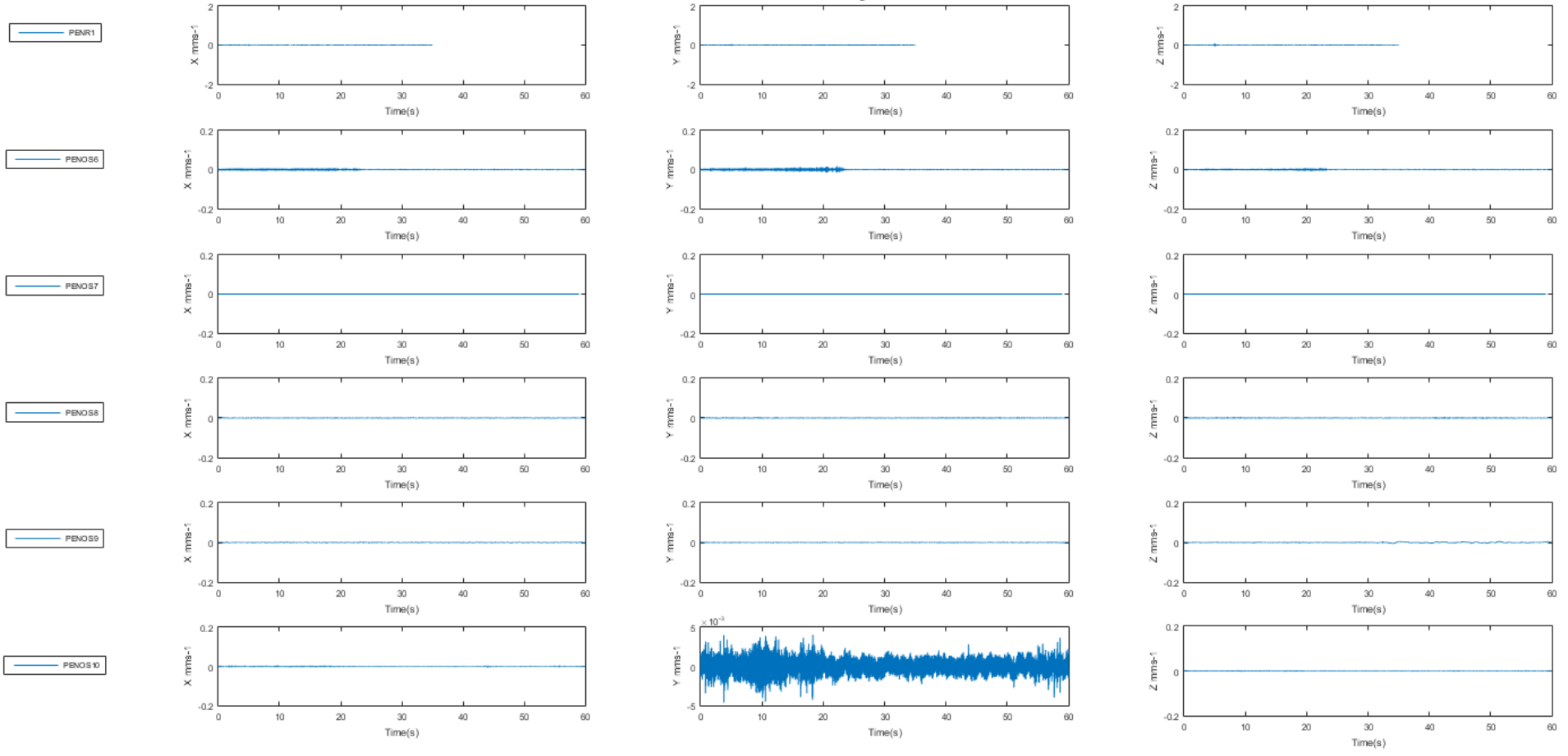


FIGURE 3.116: PEN_OS 6 - 10 15-01-S2-102

Event ID: 15-01-S2-102

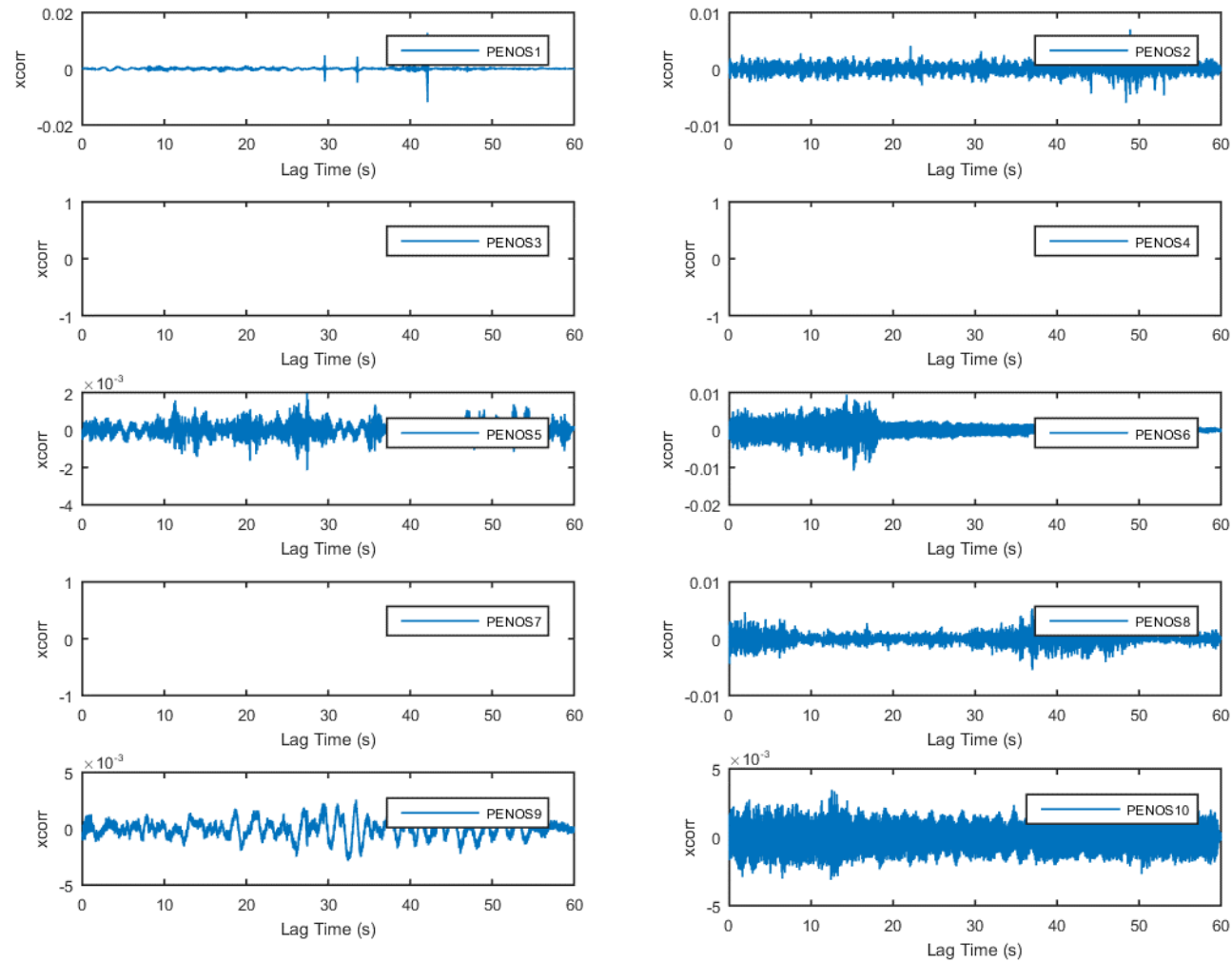


FIGURE 3.117: CROSS CORRELATION PEN_OS 1 - 10 15-01-S2-102

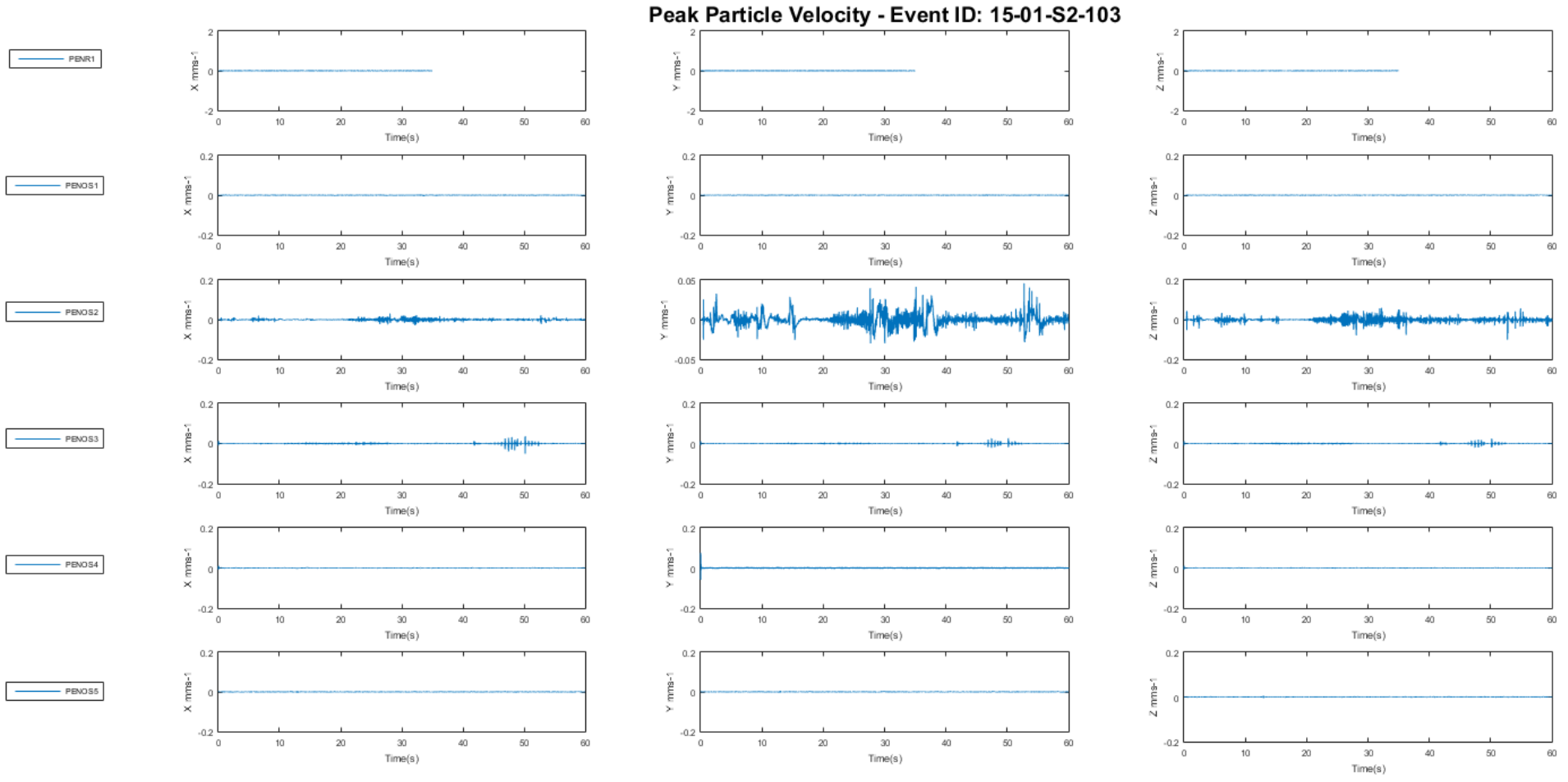


FIGURE 3.118: PEN_OS 1 - 5 15-01-S2-103

Peak Particle Velocity - Event ID: 15-01-S2-103

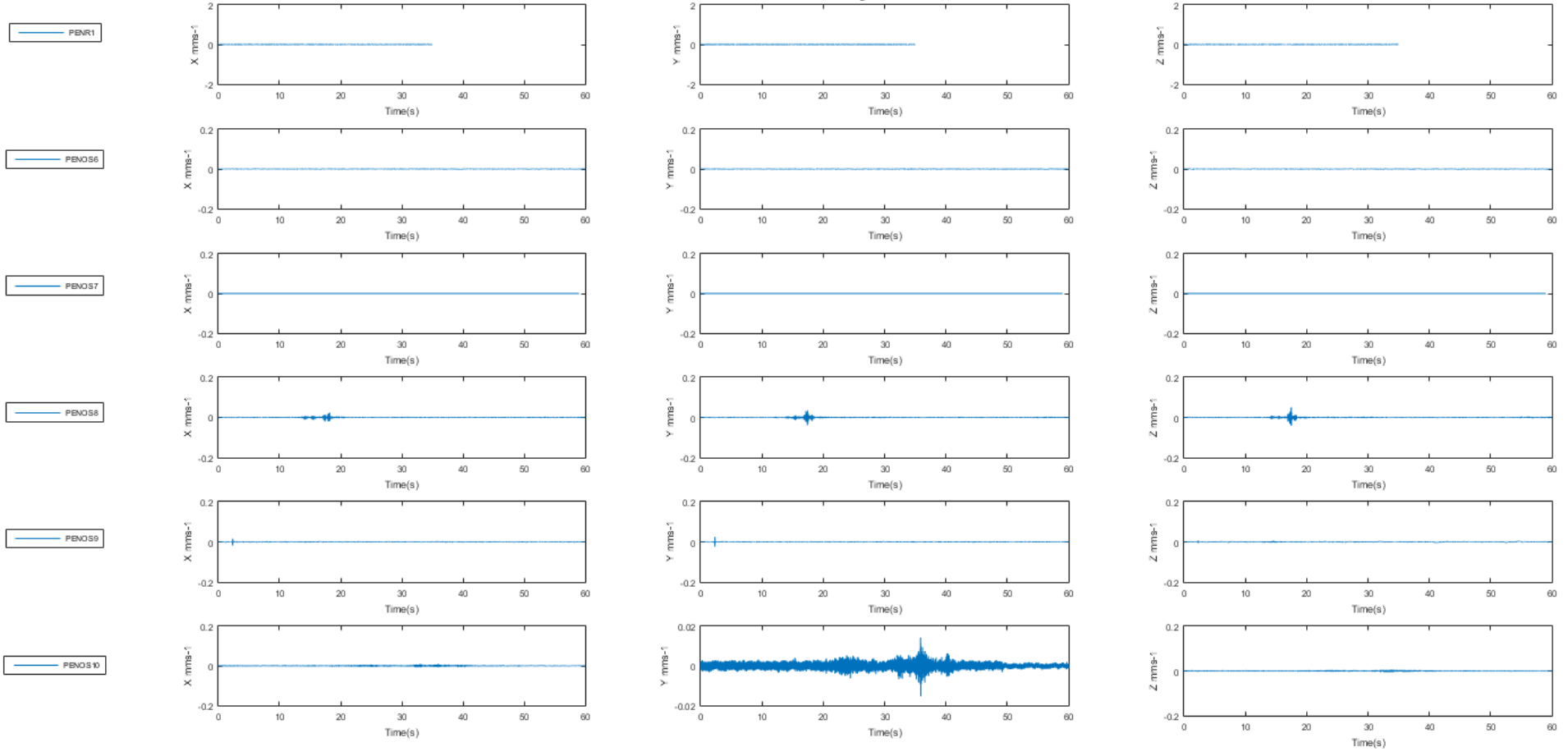


FIGURE 3.119: PEN_OS 6 - 10 15-01-S2-103

Event ID: 15-01-S2-103

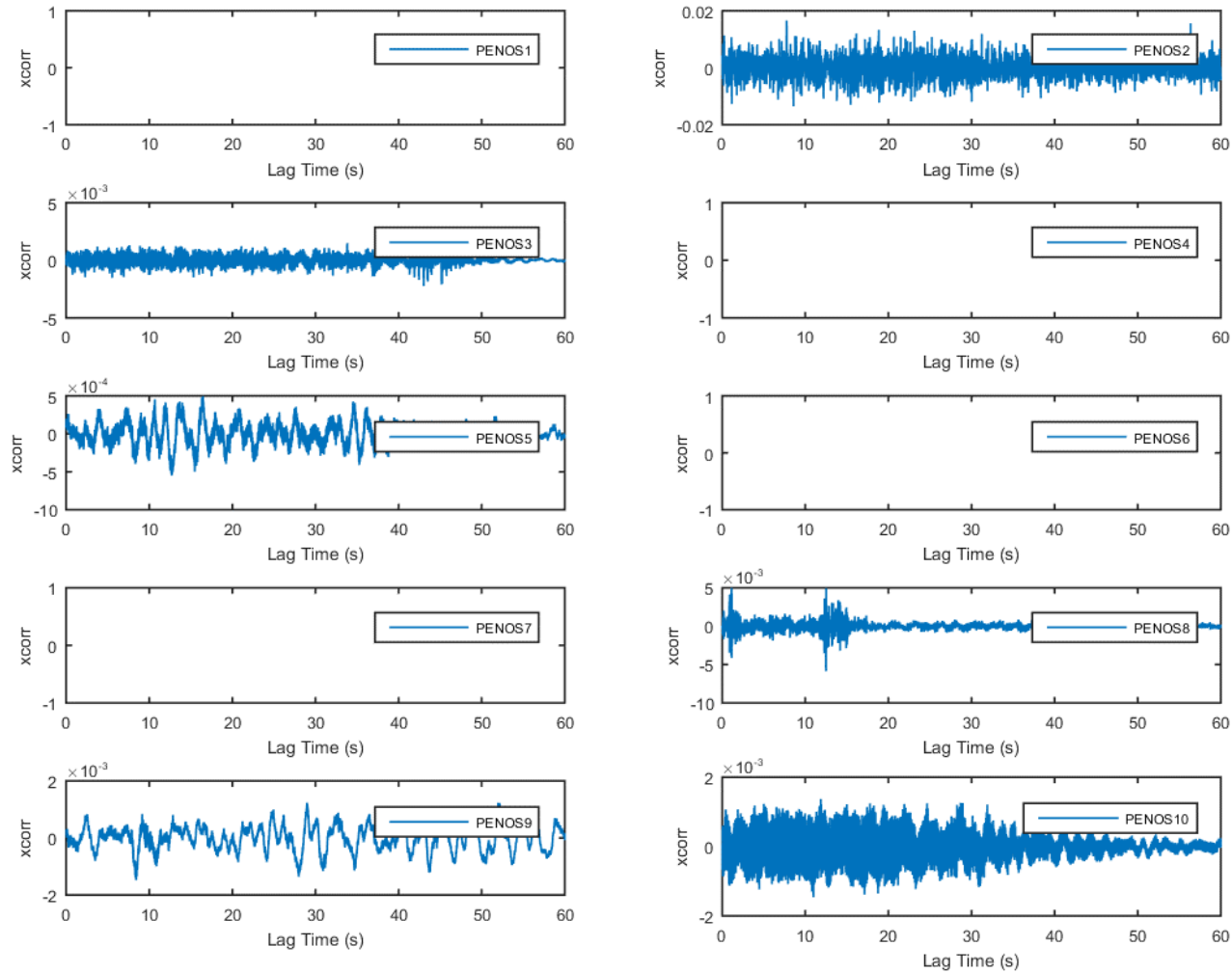


FIGURE 3.120: CROSS CORRELATION PEN_OS 1 - 10 15-01-S2-103

Peak Particle Velocity - Event ID: 15-01-S2-104

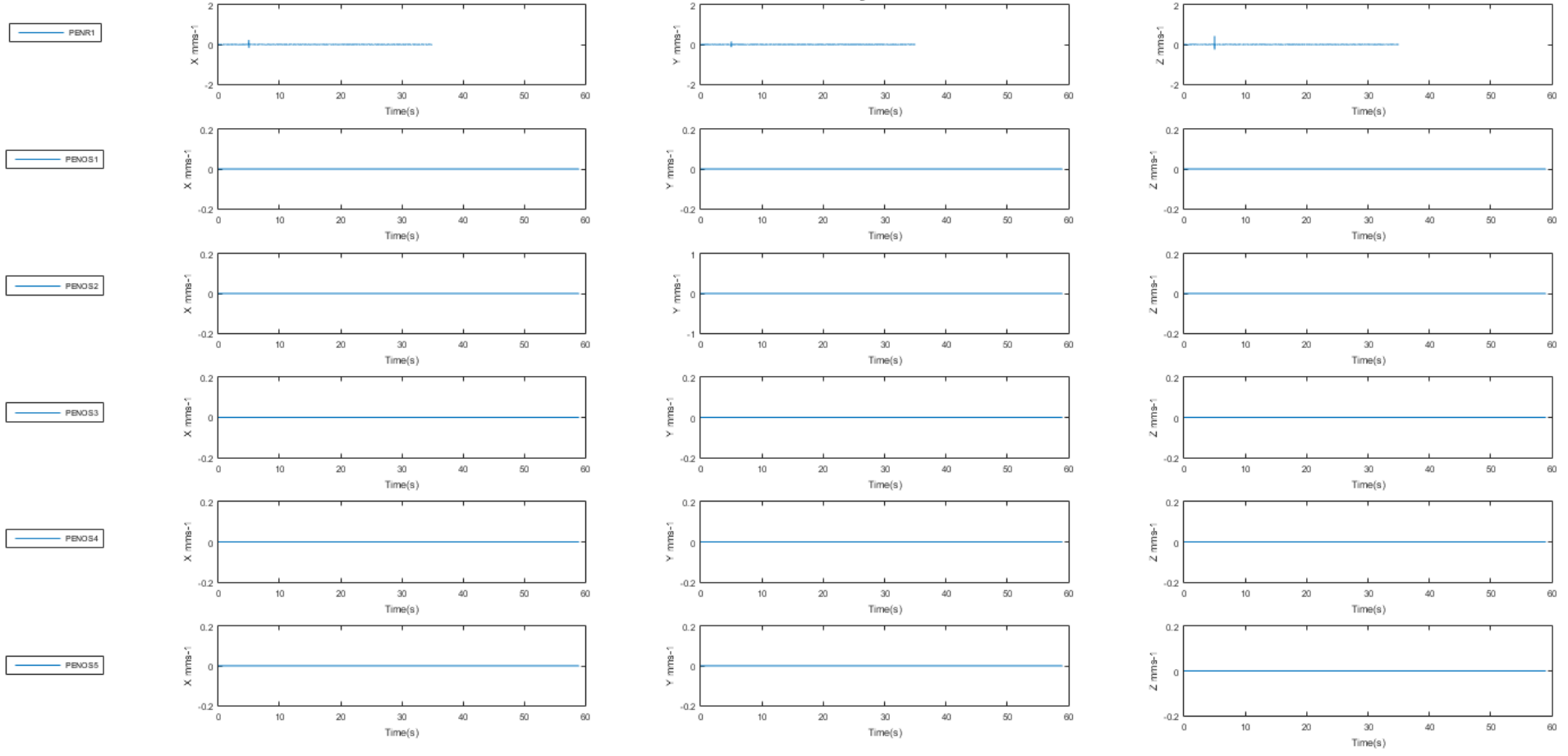


FIGURE 3.121: PEN_OS 1 - 5 15-01-S2-104

Peak Particle Velocity - Event ID: 15-01-S2-104

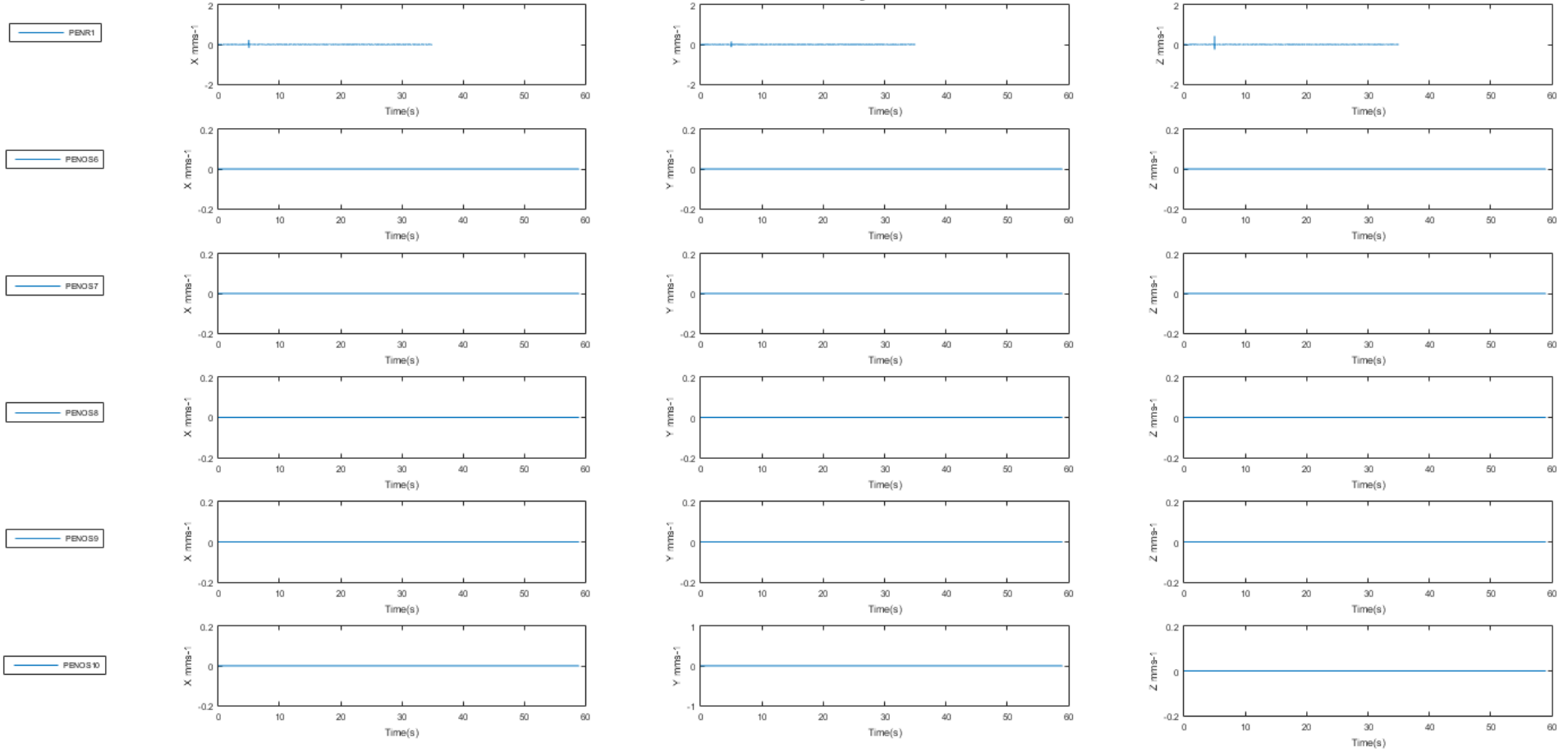


FIGURE 3.122: PEN_OS 6 - 10 15-01-S2-104

Event ID: 15-01-S2-104

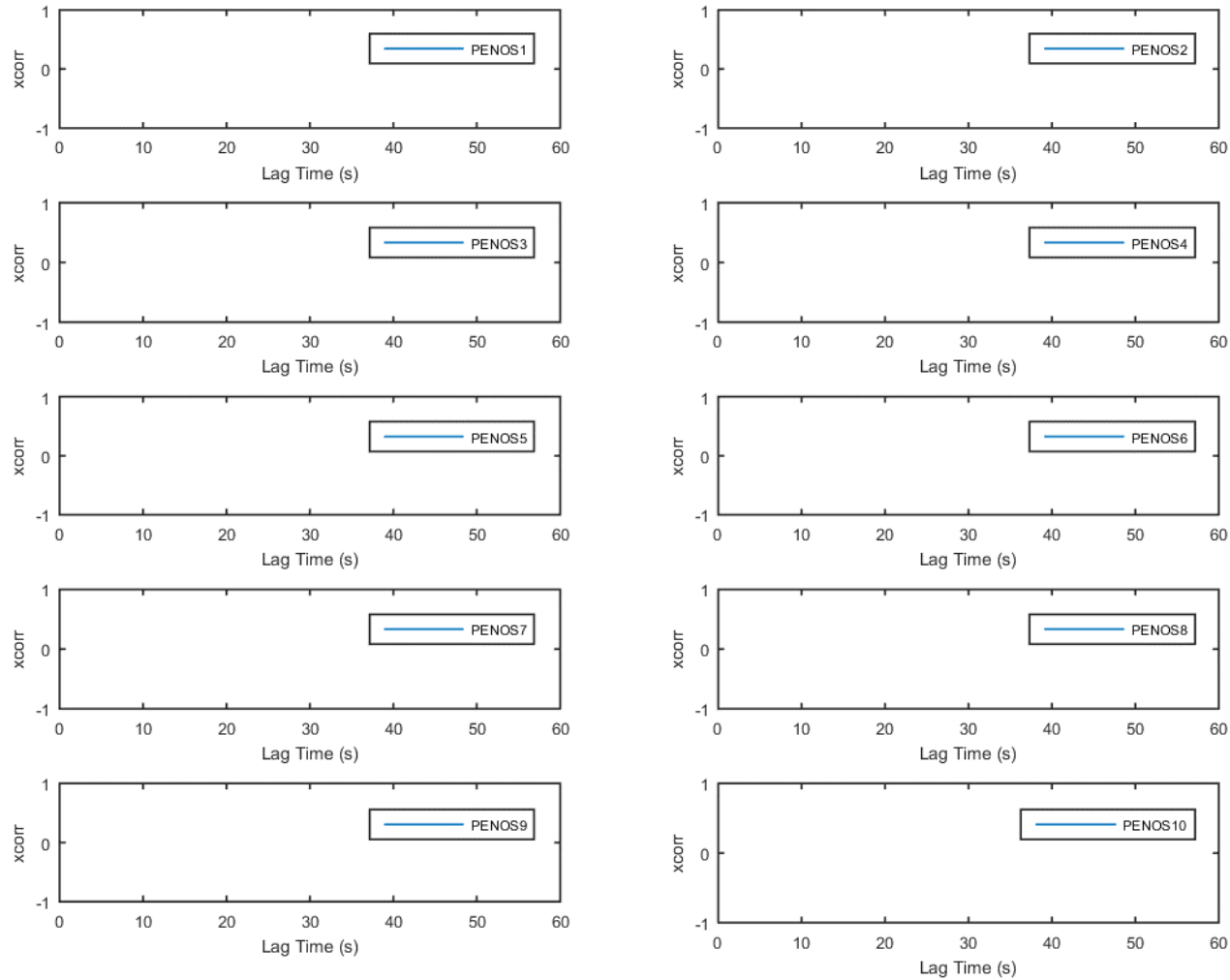


FIGURE 3.123: CROSS CORRELATION PEN_OS 1 - 10 15-01-S2-104

Peak Particle Velocity - Event ID: 15-01-S2-105

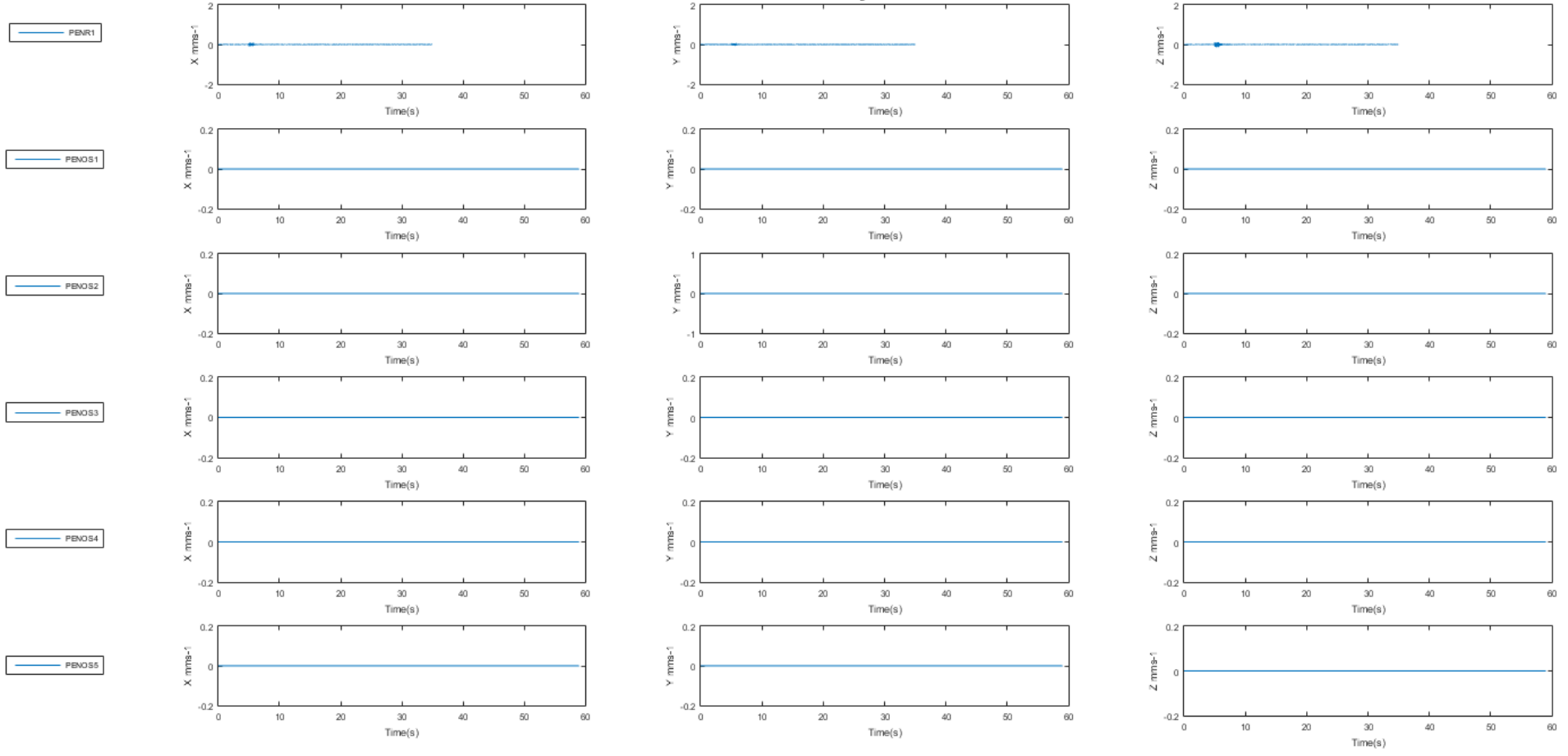


FIGURE 3.124: PEN_OS 1 - 5 15-01-S2-105

Peak Particle Velocity - Event ID: 15-01-S2-105

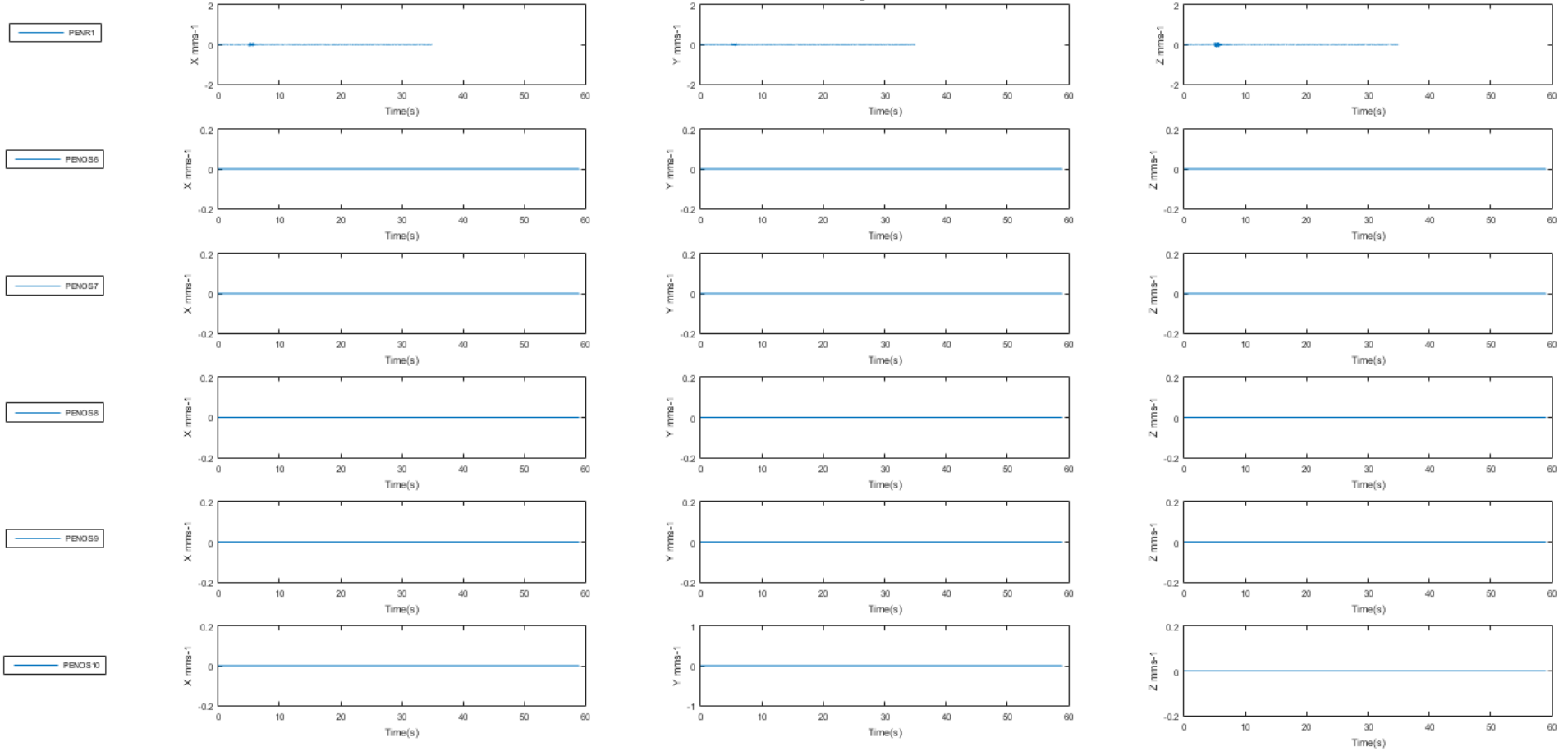


FIGURE 3.125: PEN_OS 6 - 10 15-01-S2-105

Event ID: 15-01-S2-105

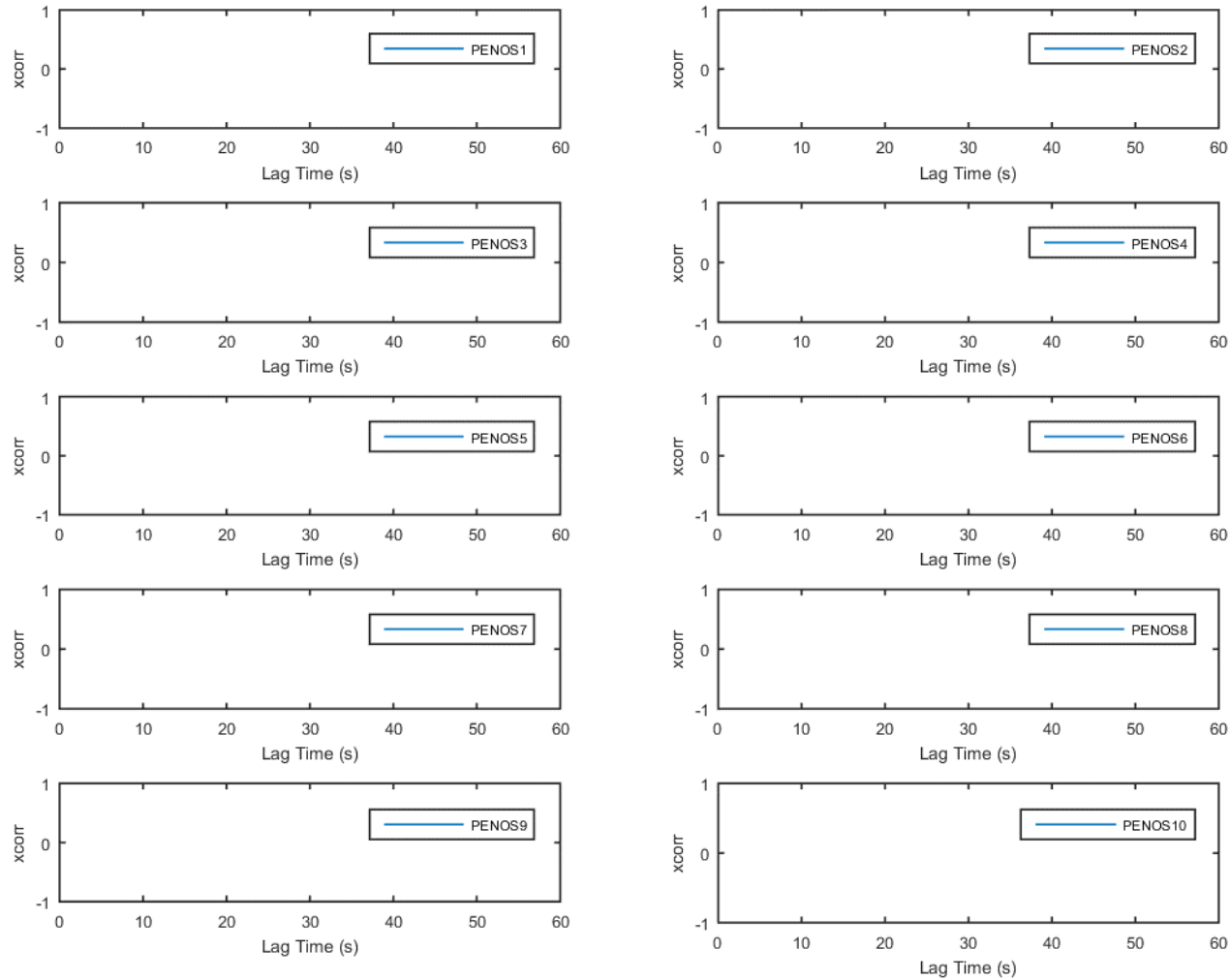


FIGURE 3.126: CROSS CORRELATION PEN_OS 1 - 10 15-01-S2-105

Peak Particle Velocity - Event ID: 15-01-S2-123

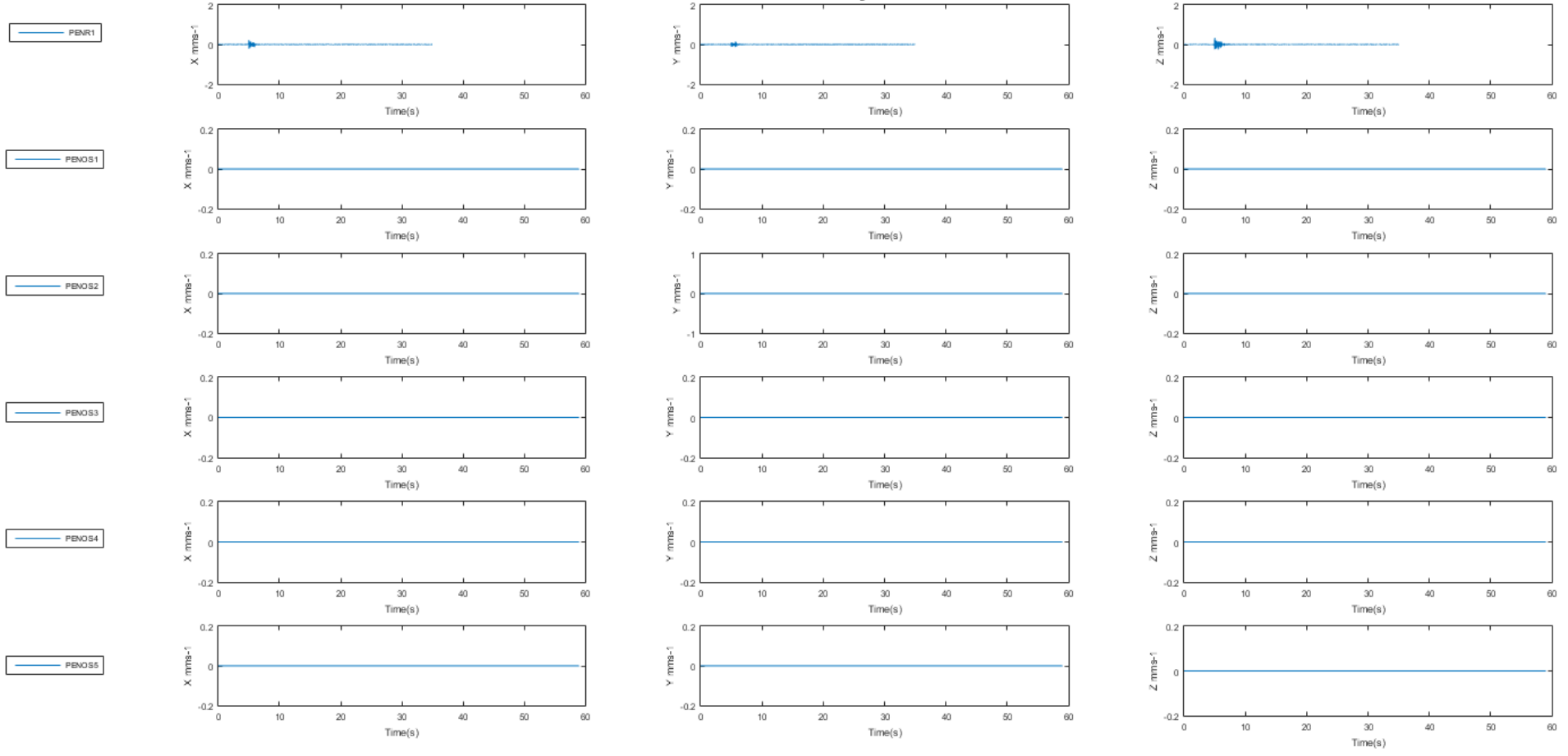


FIGURE 3.127: PEN_OS 1 - 5 15-01-S2-123

Peak Particle Velocity - Event ID: 15-01-S2-123

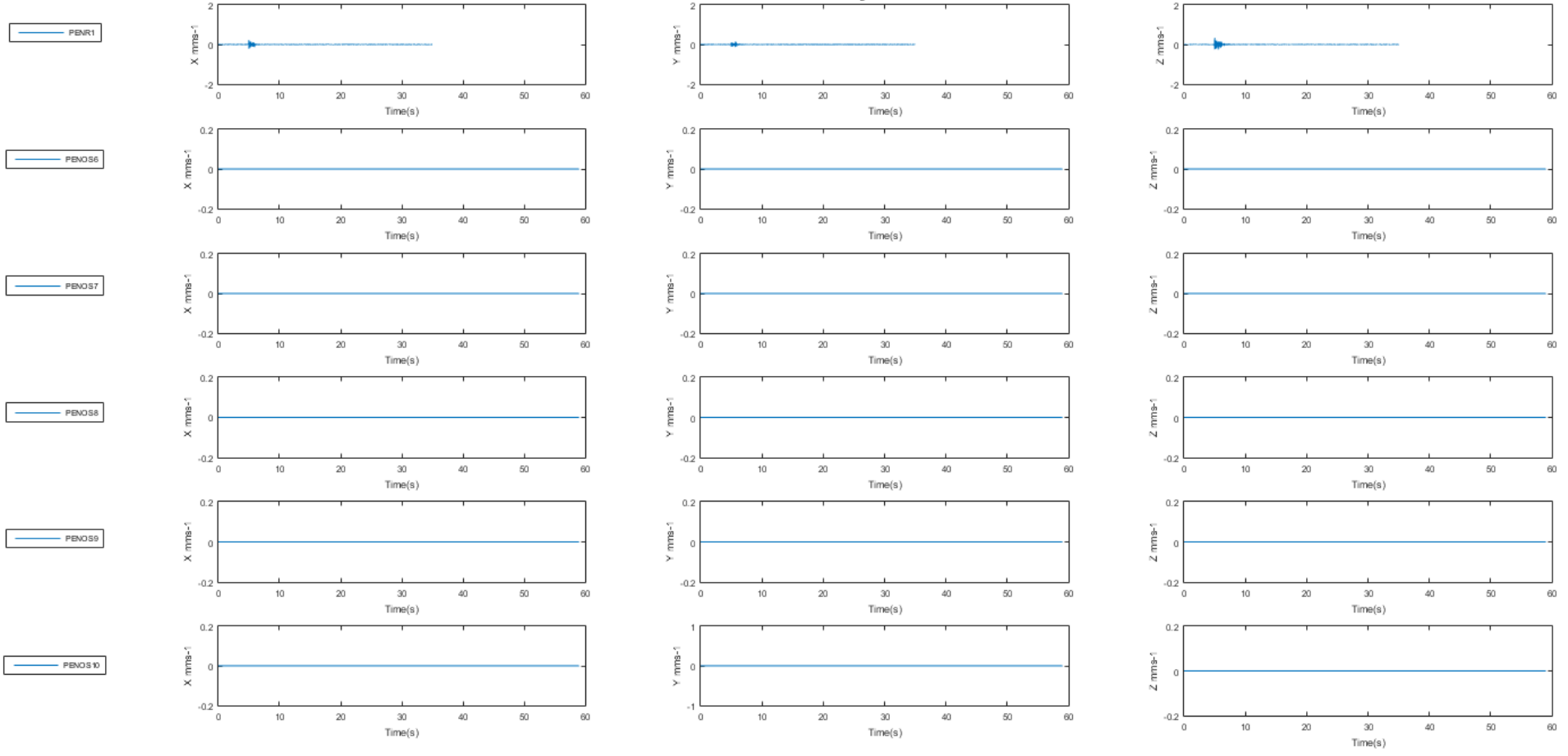


FIGURE 3.128: PEN_OS 6 - 10 15-01-S2-123

Event ID: 15-01-S2-123

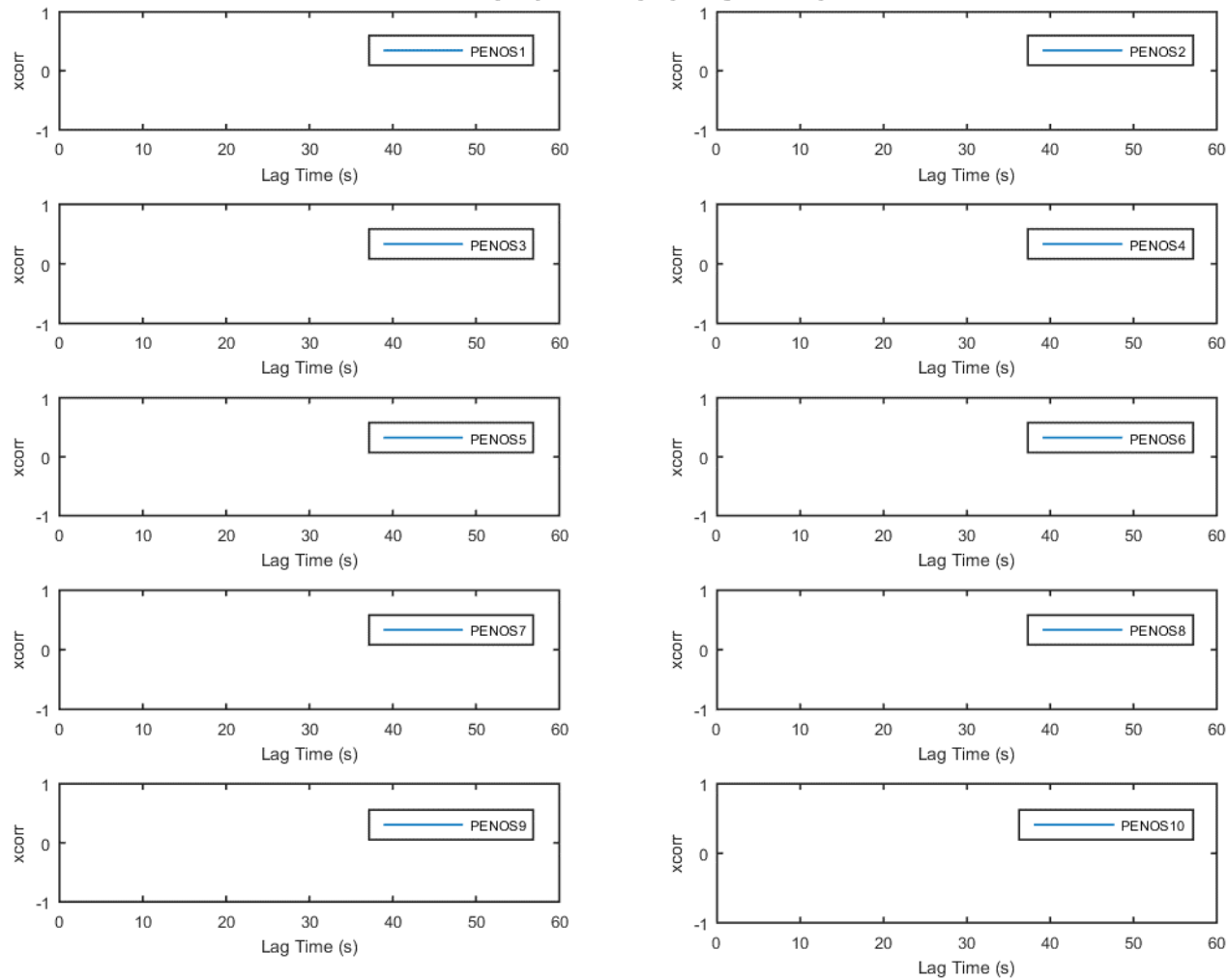


FIGURE 3.129: CROSS CORRELATION PEN_OS 1 - 10 15-01-S2-123

Peak Particle Velocity - Event ID: 15-01-S2-126

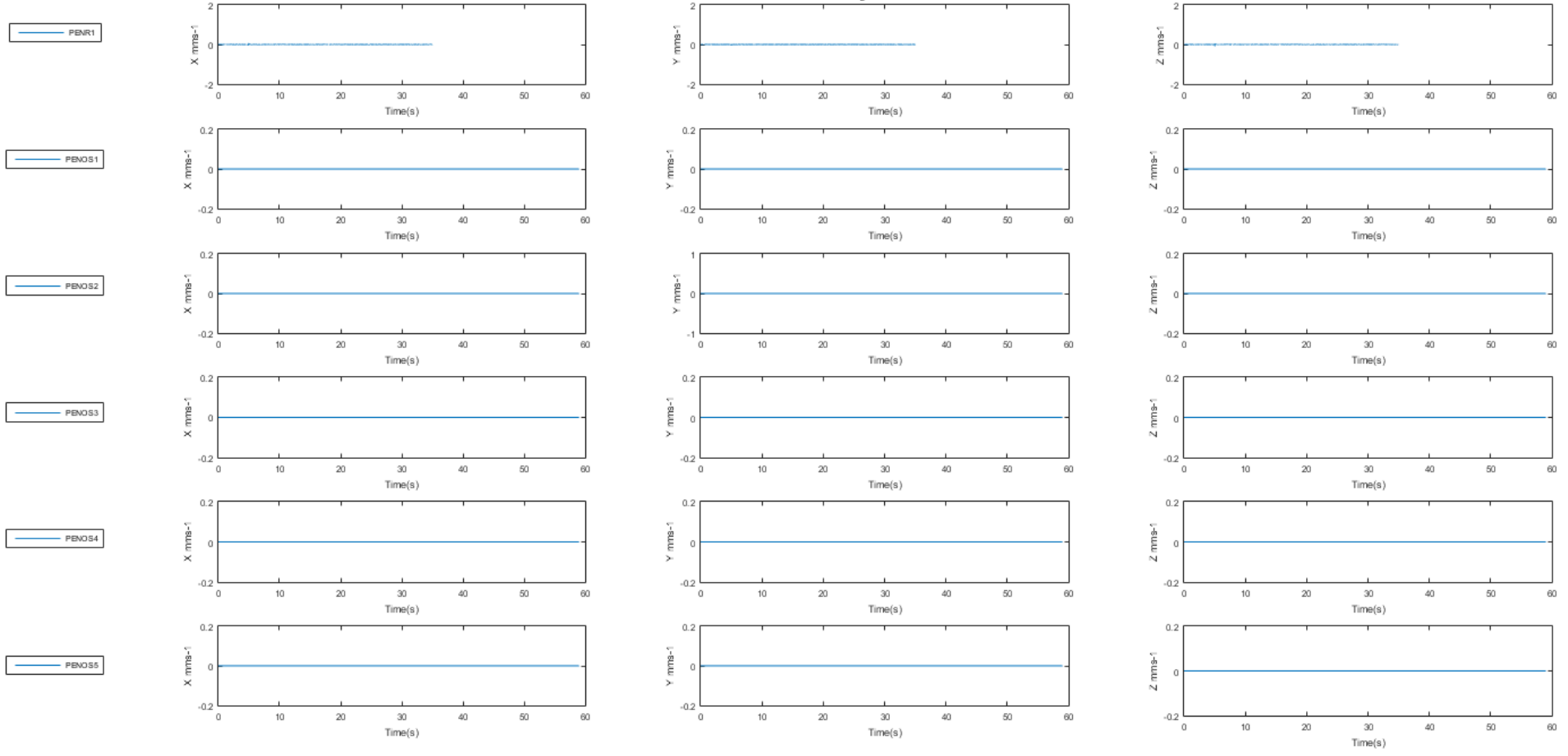


FIGURE 3.130: PEN_OS 1 - 5 15-01-S2-126

Peak Particle Velocity - Event ID: 15-01-S2-126

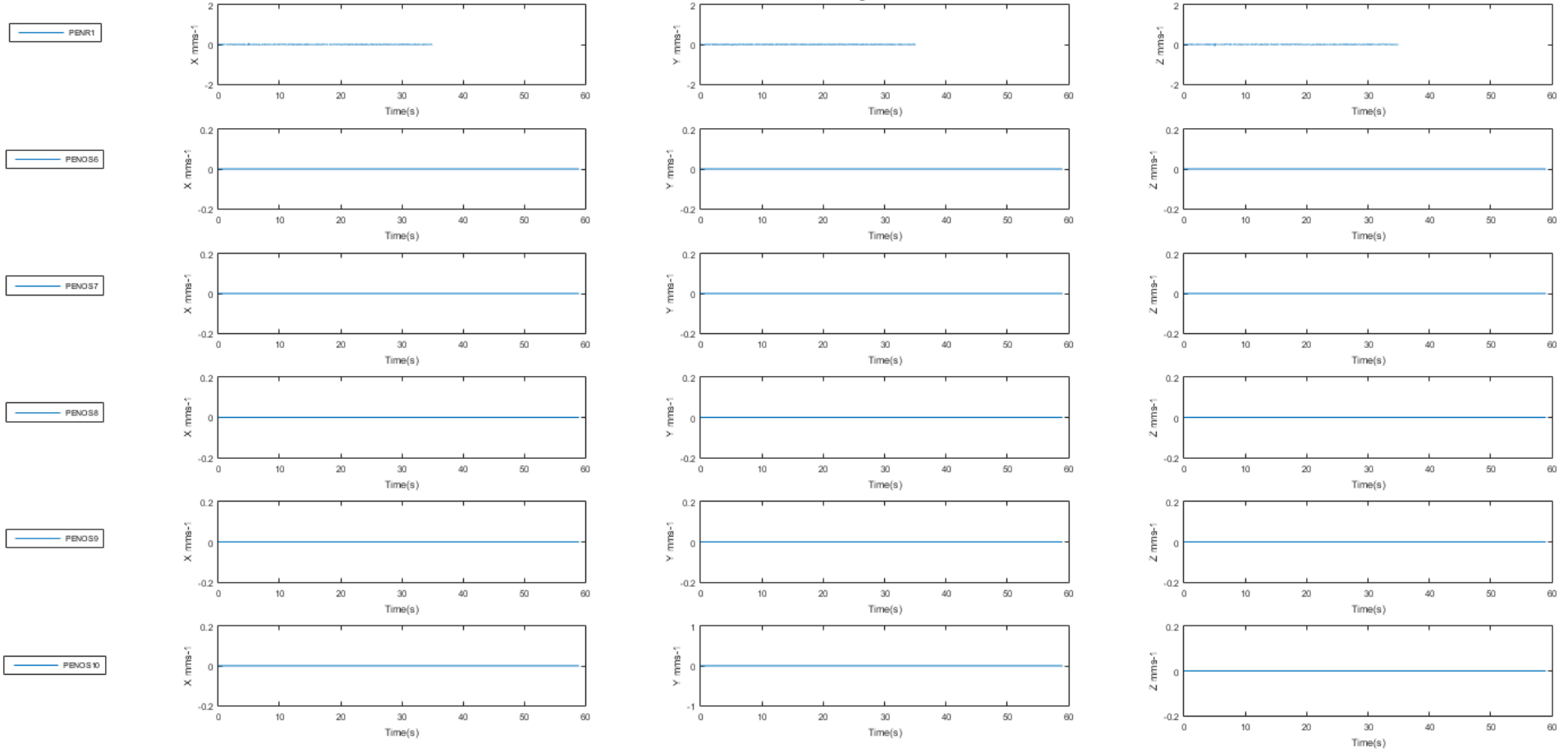


FIGURE 3.131: PEN_OS 6 - 10 15-01-S2-126

Event ID: 15-01-S2-126

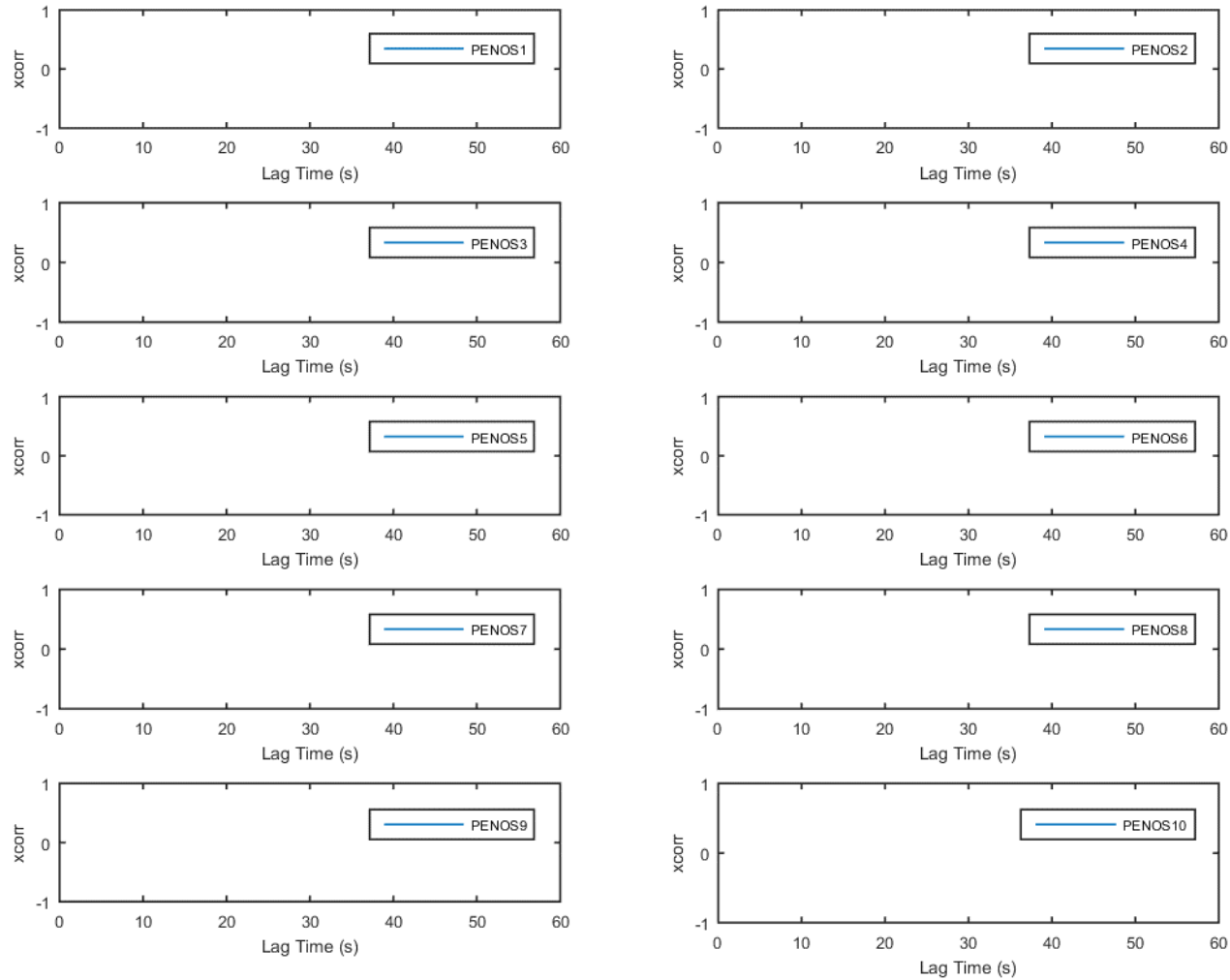


FIGURE 3.132: CROSS CORRELATION PEN_OS 1 - 10 15-01-S2-126

Peak Particle Velocity - Event ID: 15-01-S2-127

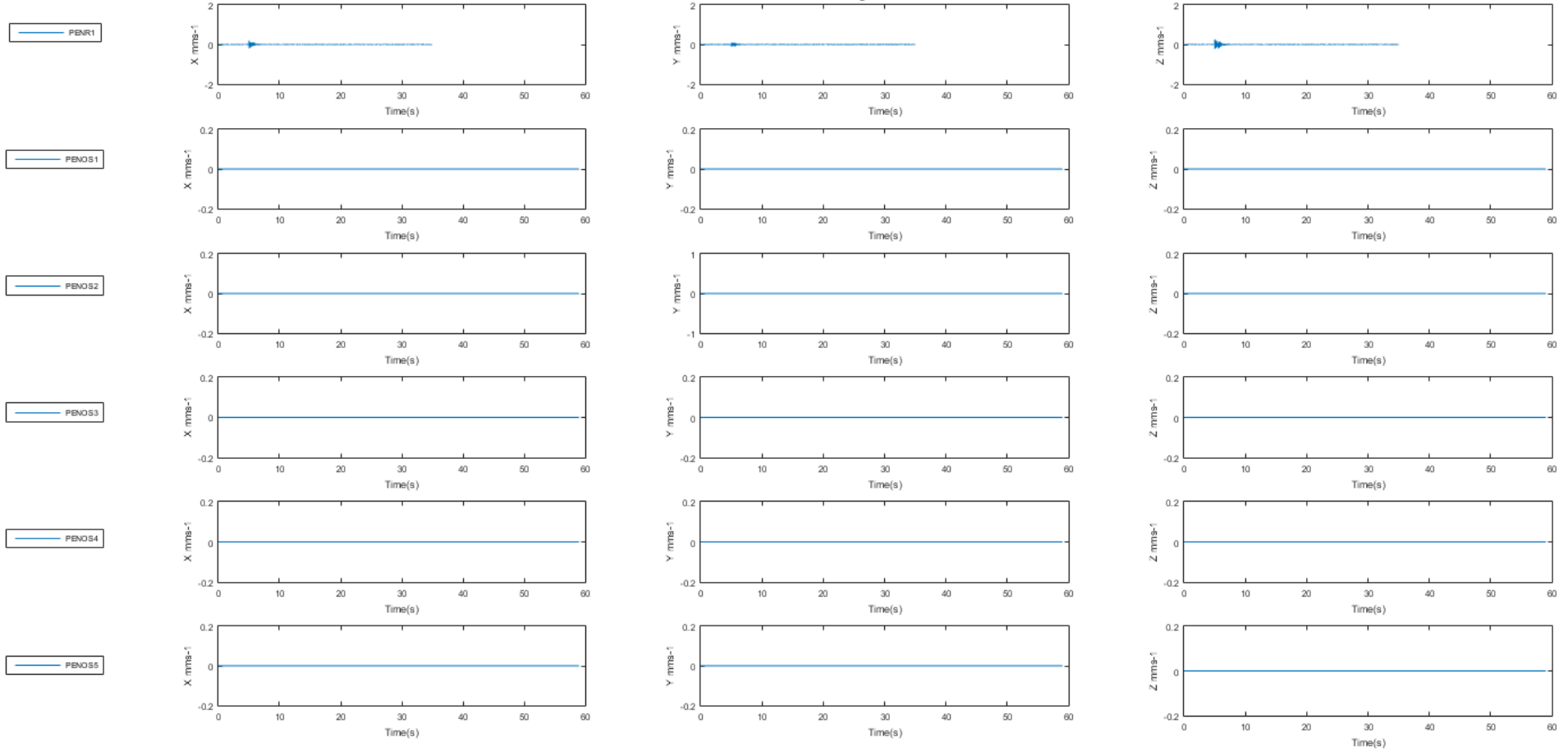


FIGURE 3.133: PEN_OS 1 - 5 15-01-S2-127

Peak Particle Velocity - Event ID: 15-01-S2-127

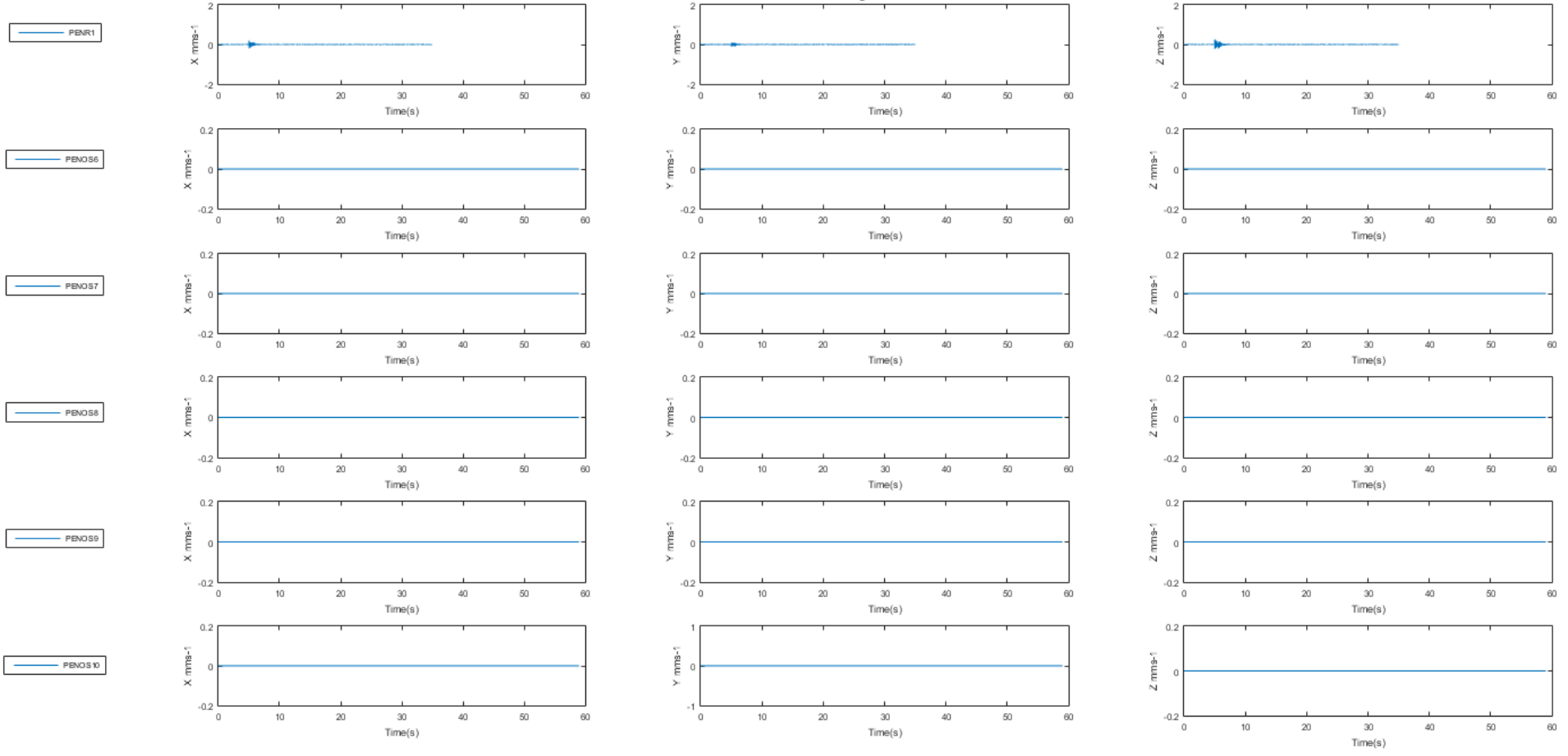


FIGURE 3.134: PEN_OS 6 - 10 15-01-S2-127

Event ID: 15-01-S2-127

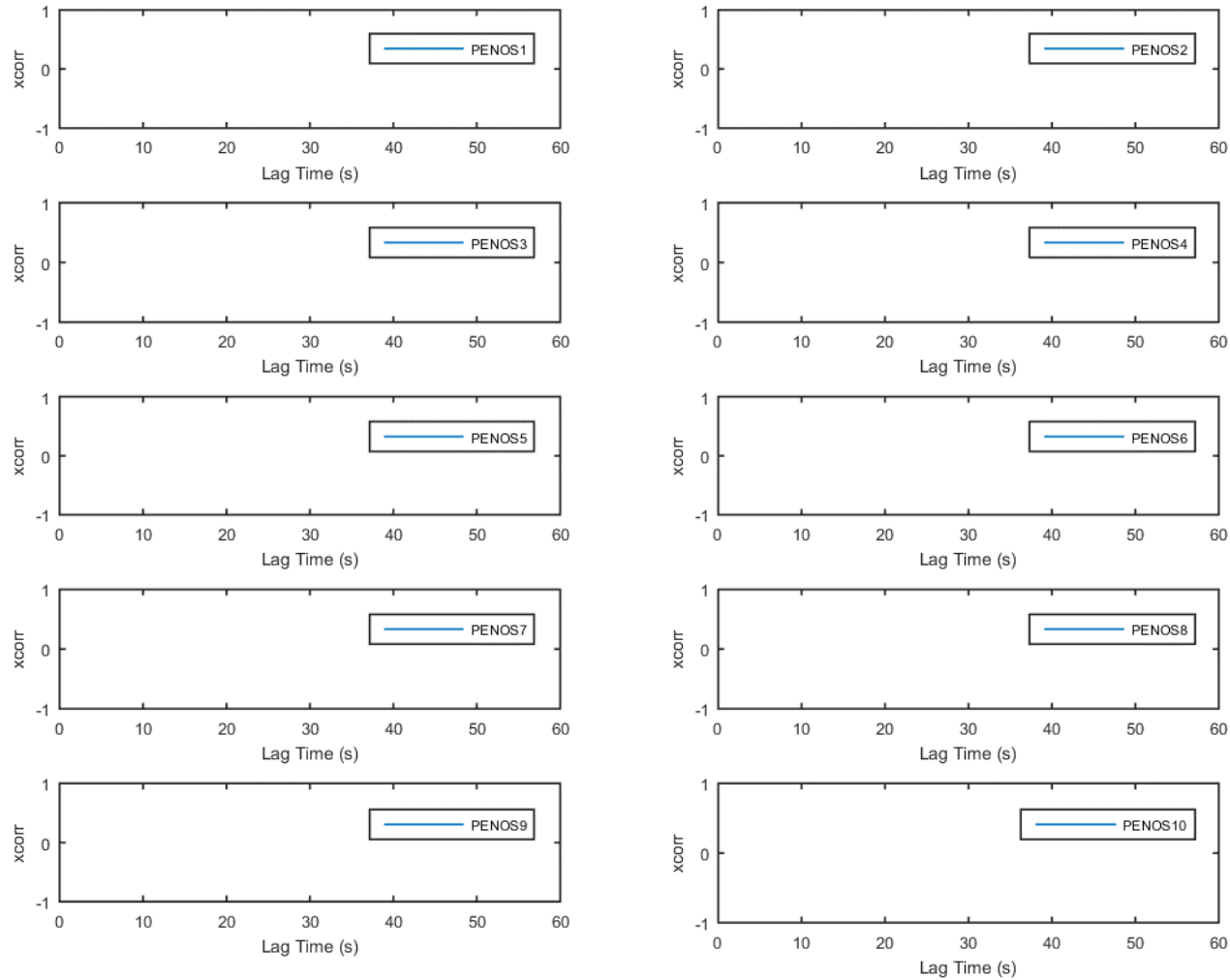


FIGURE 3.135: CROSS CORRELATION PEN_OS 1 - 10 15-01-S2-127

Peak Particle Velocity - Event ID: 15-01-S2-130

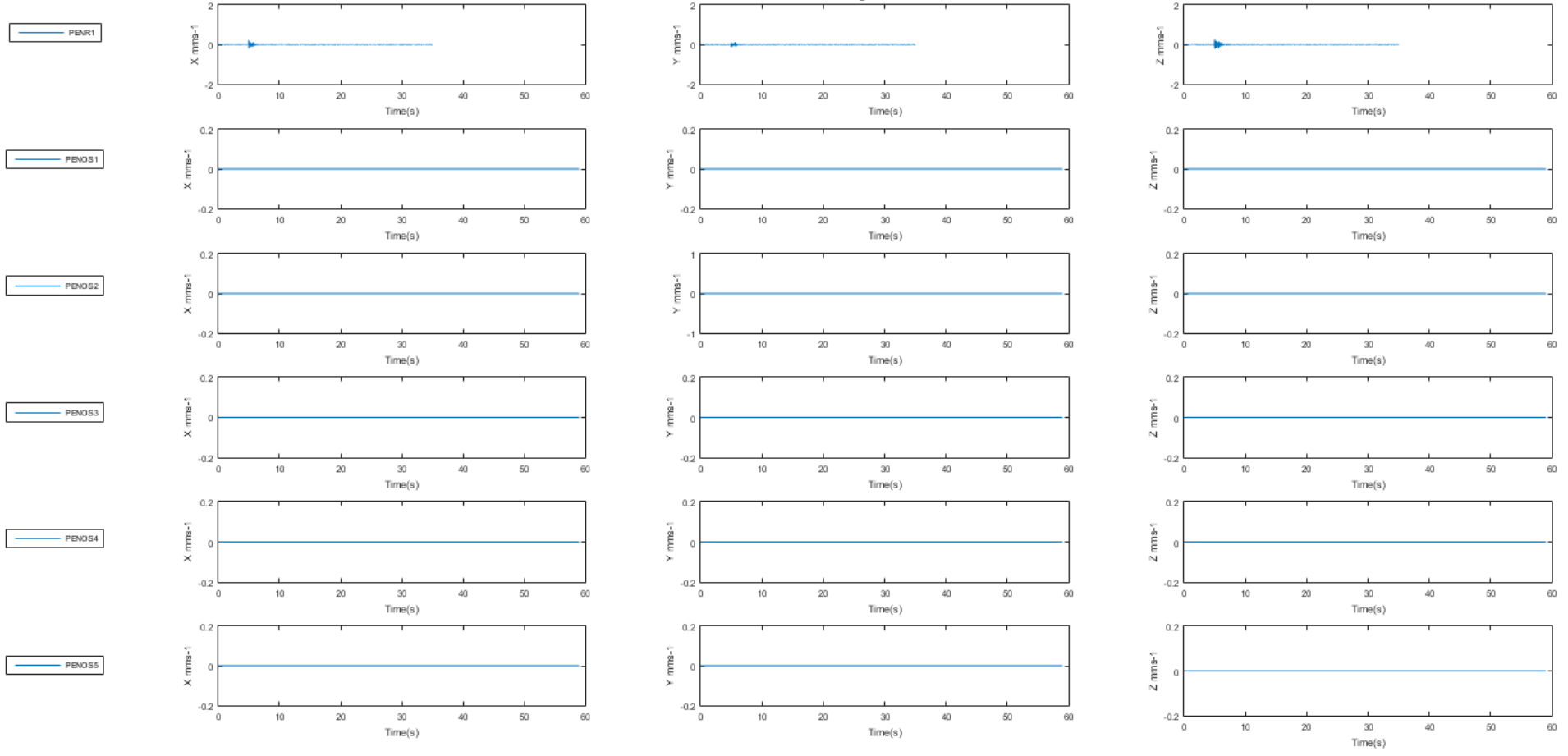


FIGURE 3.136: PEN_OS 1 - 5 15-01-S2-130

Peak Particle Velocity - Event ID: 15-01-S2-130

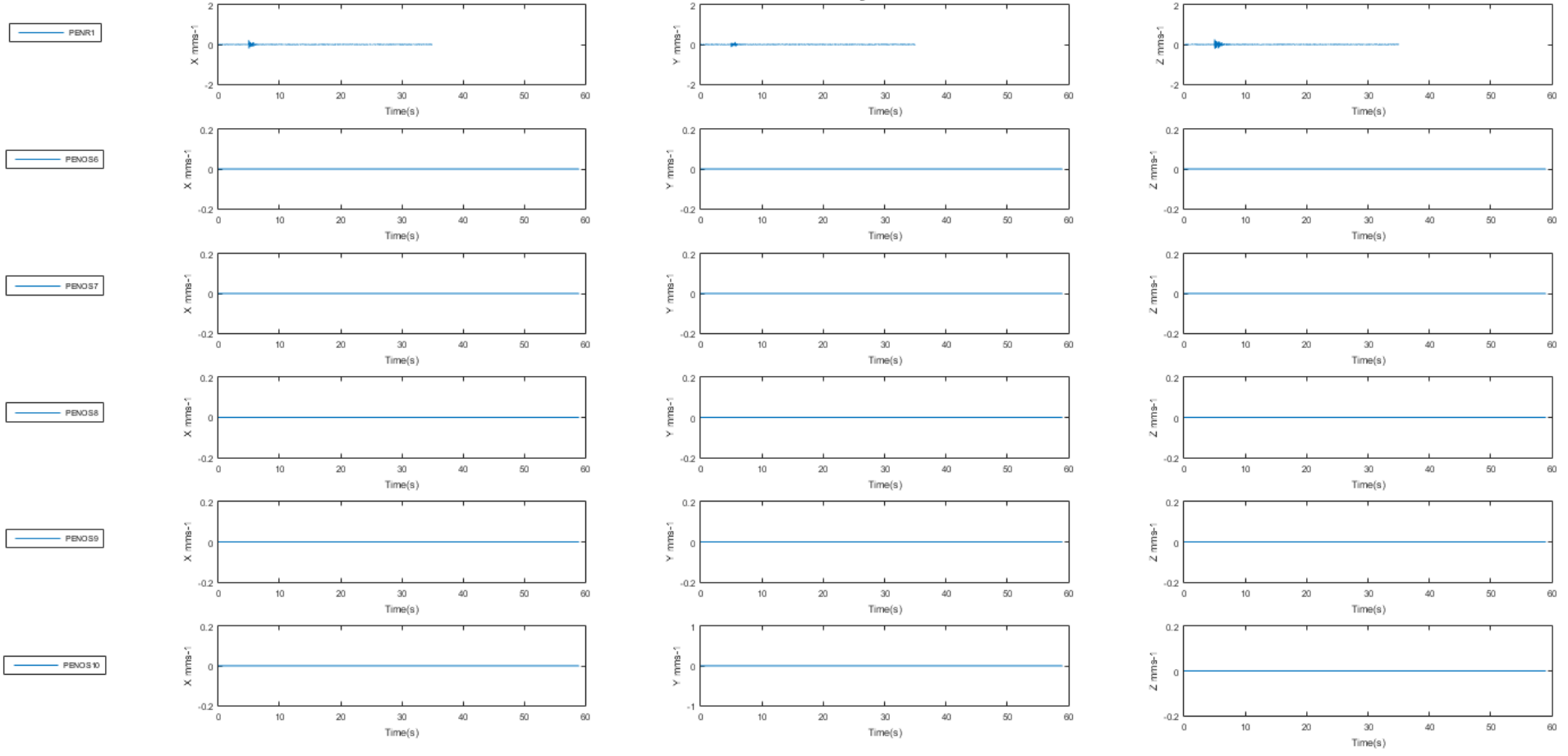


FIGURE 3.137: PEN_OS 6 - 10 15-01-S2-130

Event ID: 15-01-S2-130

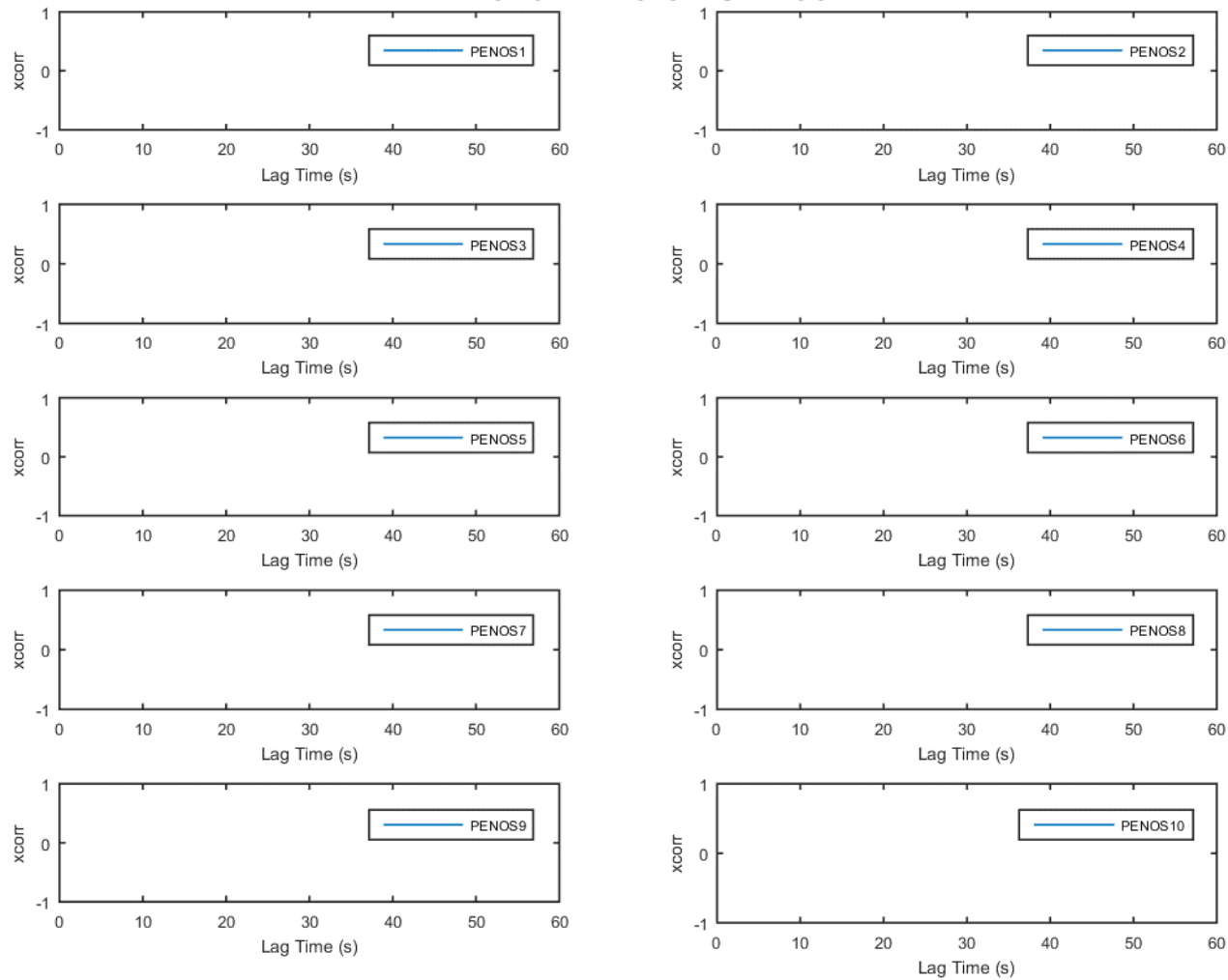


FIGURE 3.138: CROSS CORRELATION PEN_OS 1 - 10 15-01-S2-130

Peak Particle Velocity - Event ID: 15-01-S2-138

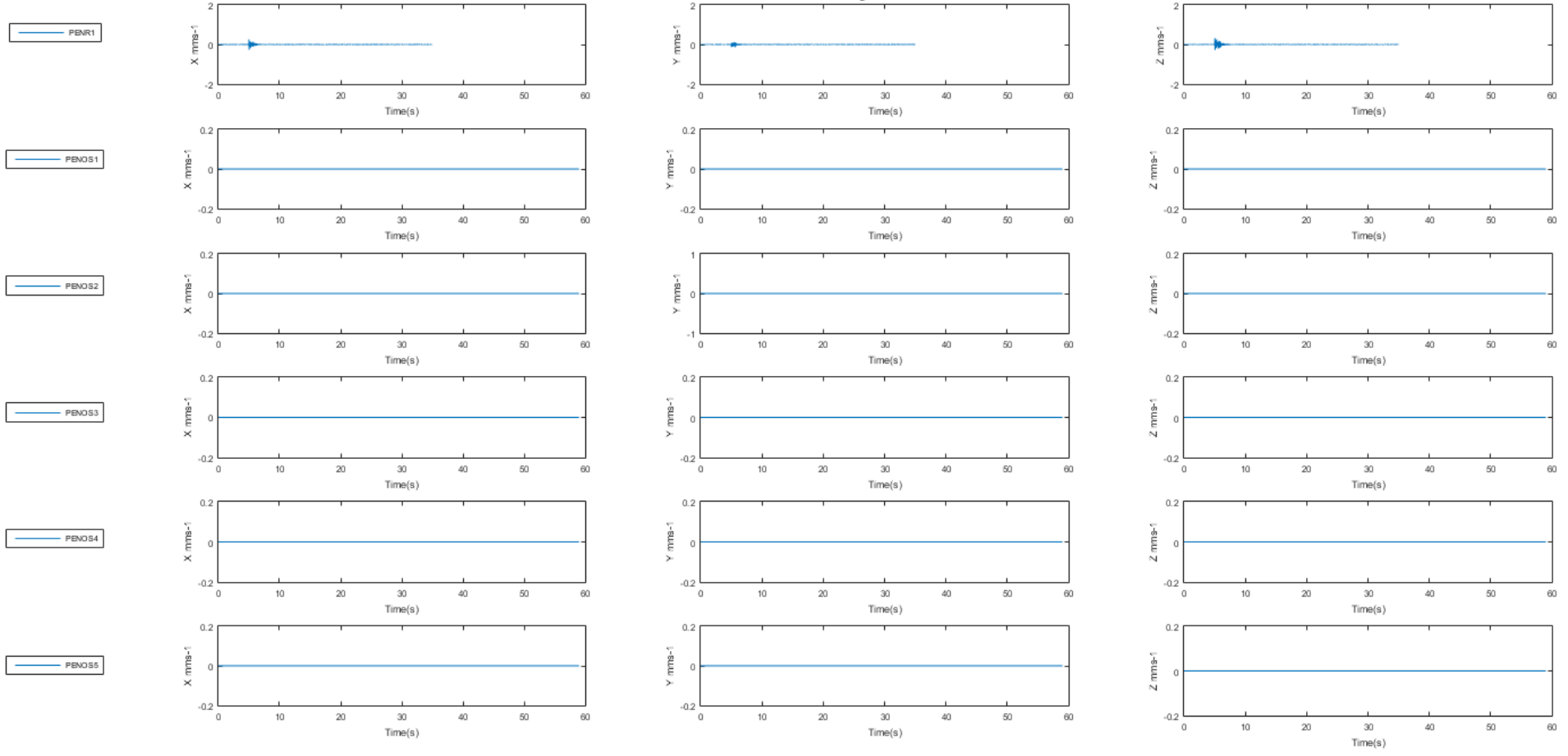


FIGURE 3.139: PEN_OS 1 - 5 15-01-S2-138

Peak Particle Velocity - Event ID: 15-01-S2-138

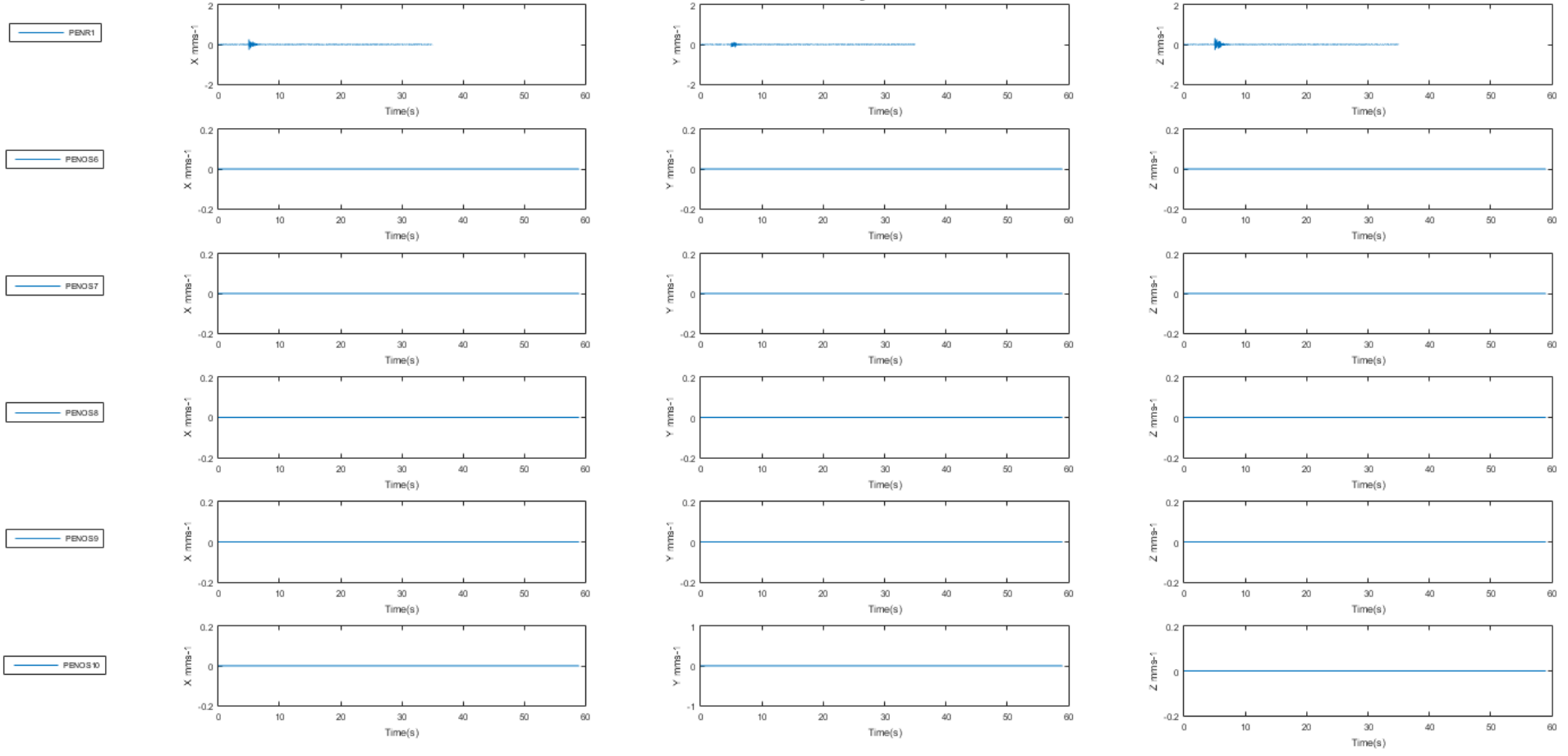


FIGURE 3.140: PEN_OS 6 - 10 15-01-S2-138

Event ID: 15-01-S2-138

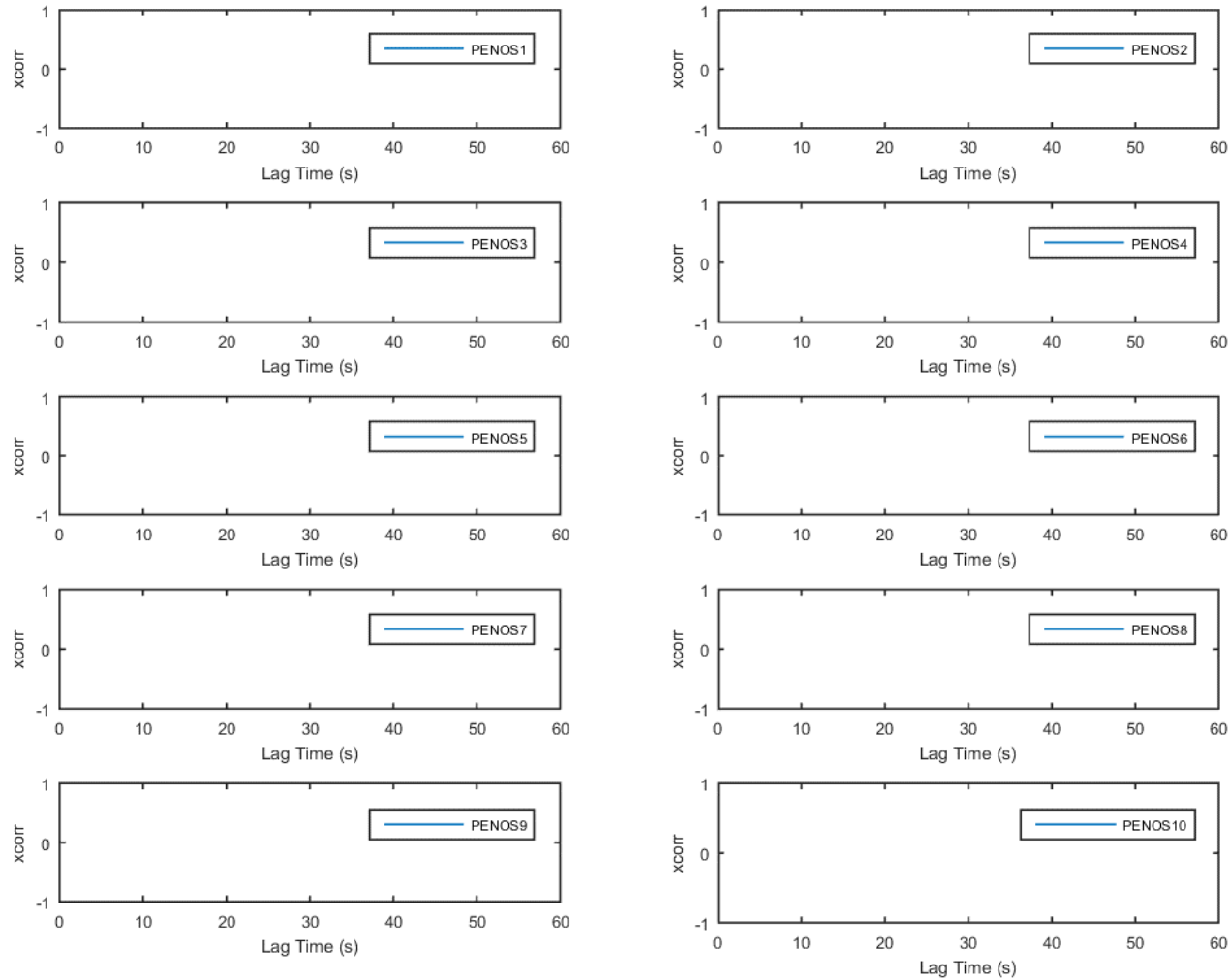


FIGURE 3.141: CROSS CORRELATION PEN_OS 1 - 10 15-01-S2-138

Peak Particle Velocity - Event ID: 15-01-S2-143

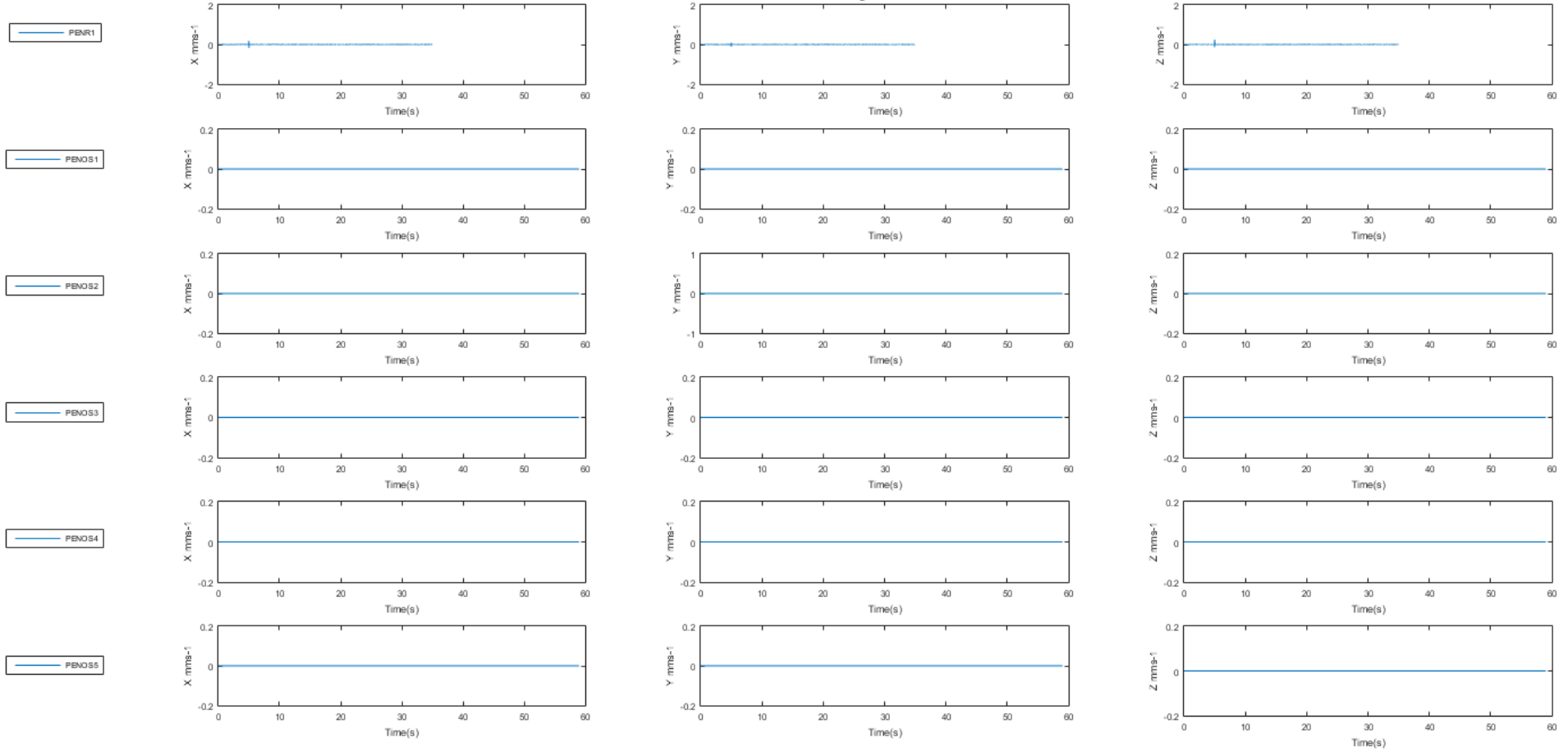


FIGURE 3.142: PEN_OS 1 - 5 15-01-S2-143

Peak Particle Velocity - Event ID: 15-01-S2-143

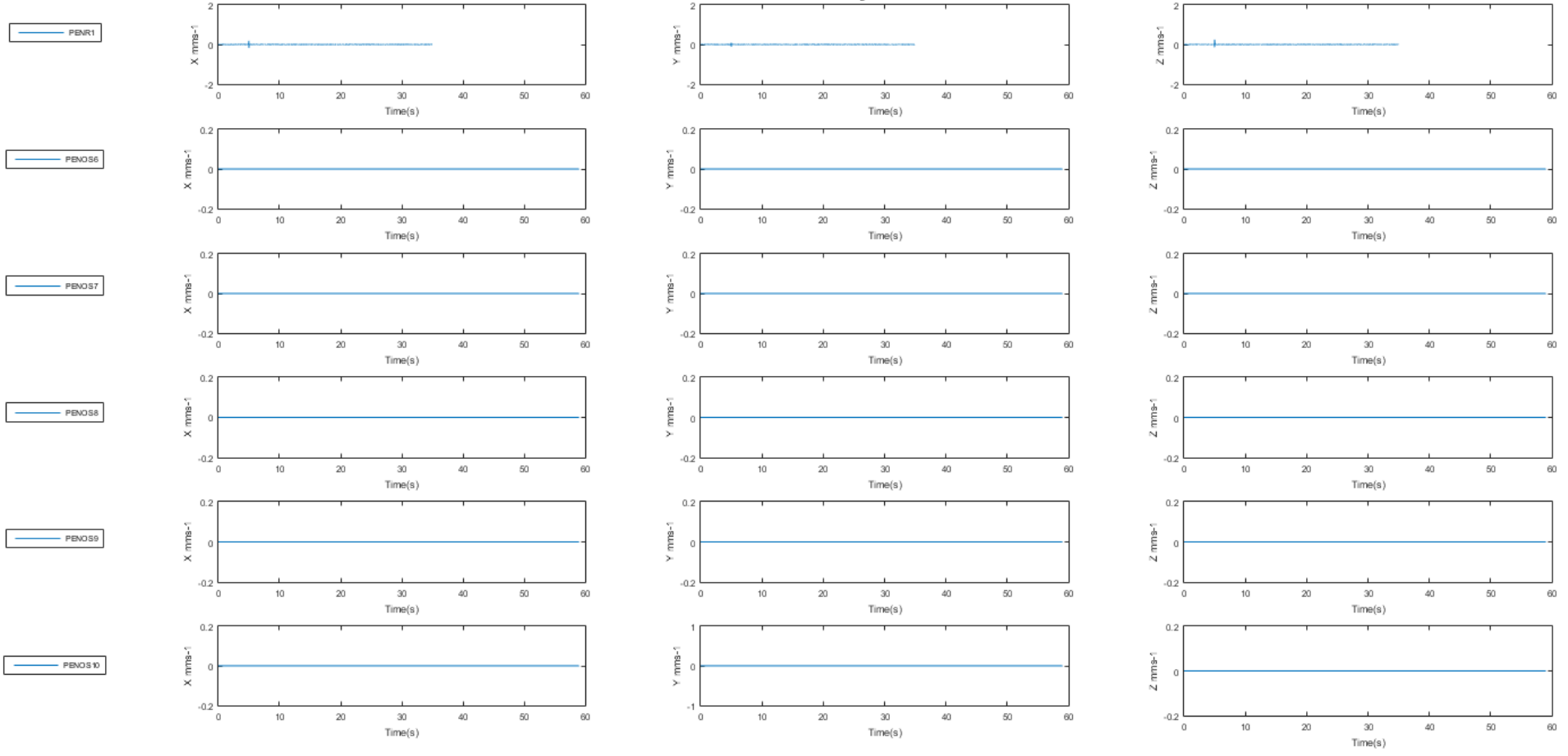


FIGURE 3.143: PEN_OS 6 - 10 15-01-S2-143

Event ID: 15-01-S2-143

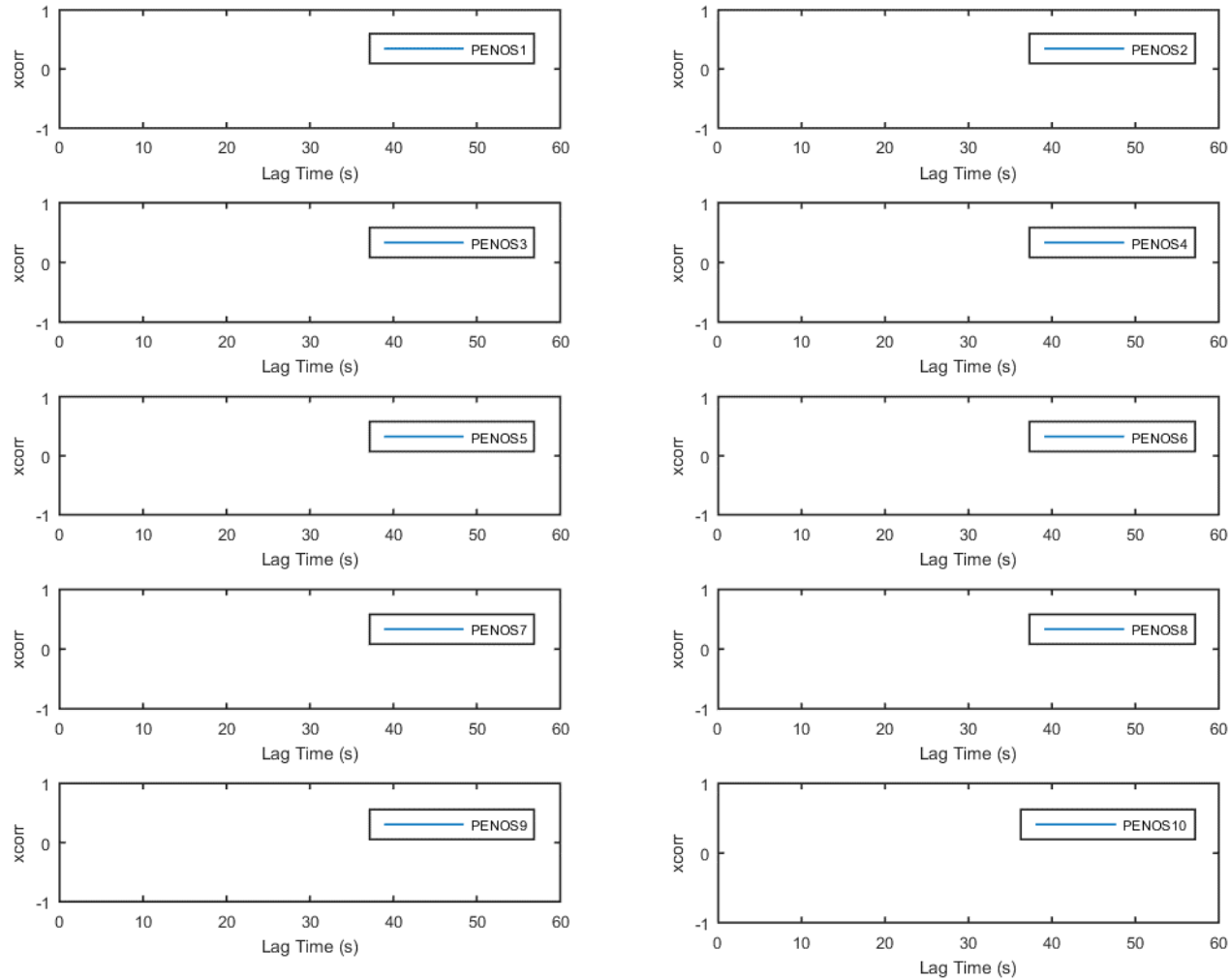


FIGURE 3.144: CROSS CORRELATION PEN_OS 1 - 10 15-01-S2-143

Peak Particle Velocity - Event ID: 15-01-S2-144

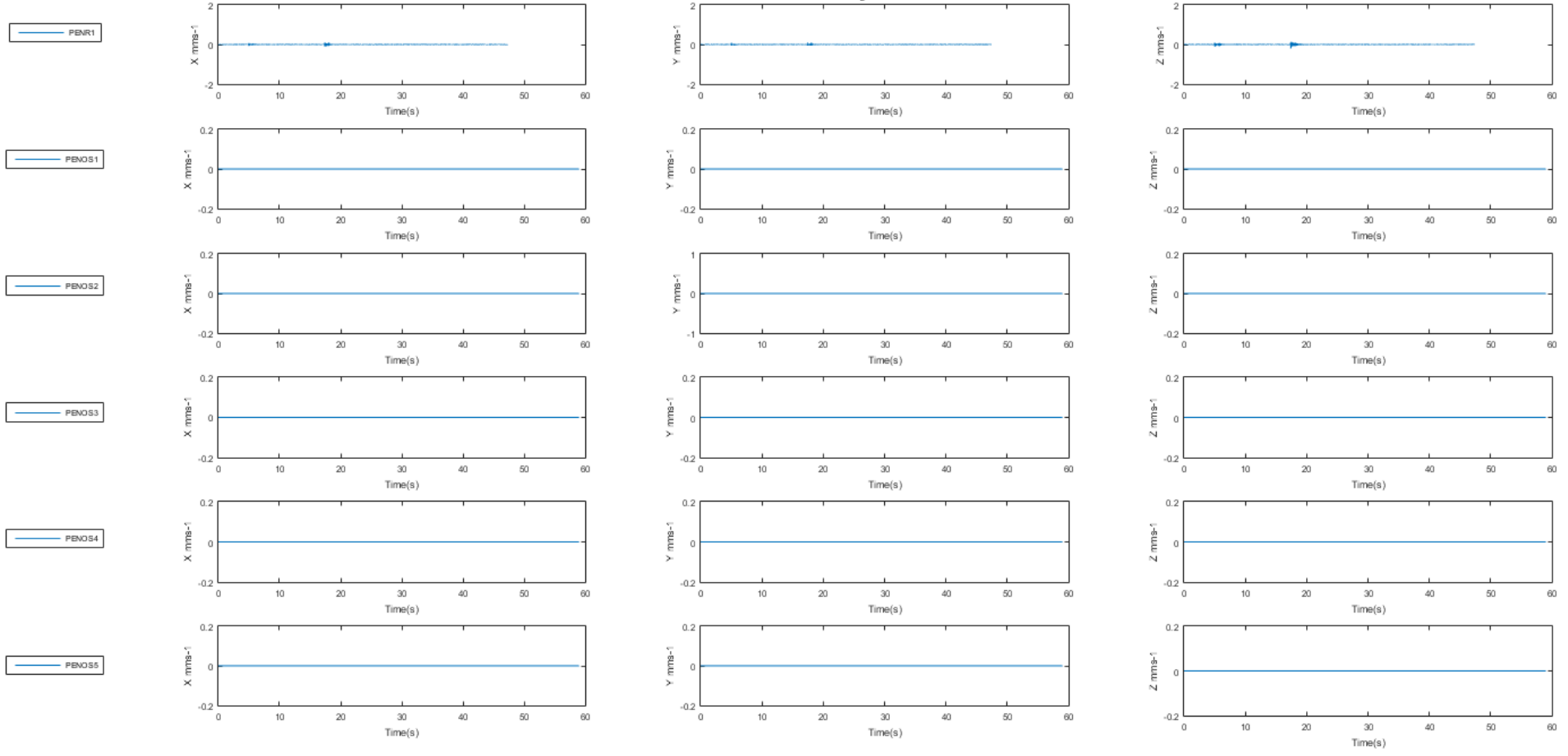


FIGURE 3.145: PEN_OS 1 - 5 15-01-S2-144

Peak Particle Velocity - Event ID: 15-01-S2-144

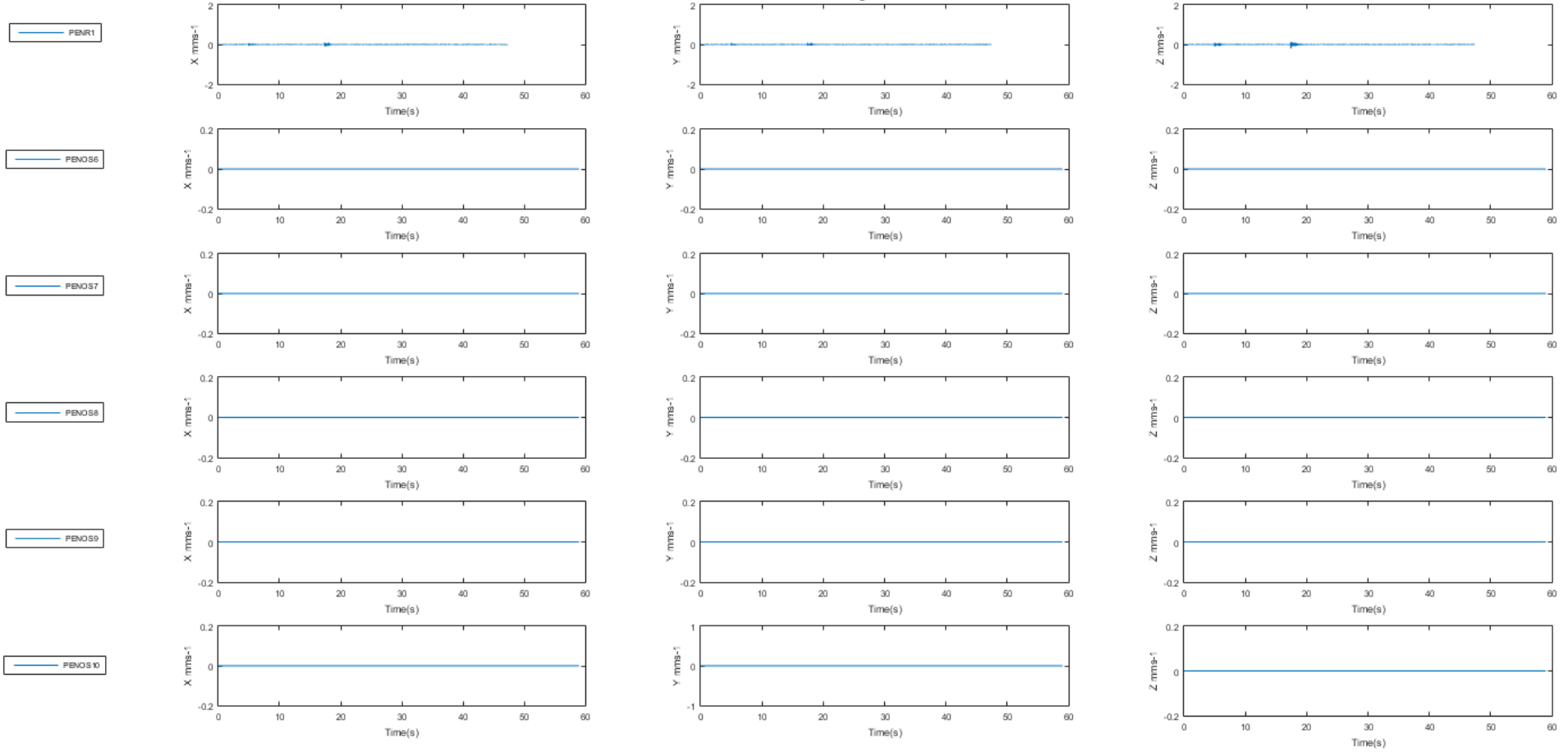


FIGURE 3.146: PEN_OS 6 - 10 15-01-S2-144

Event ID: 15-01-S2-144

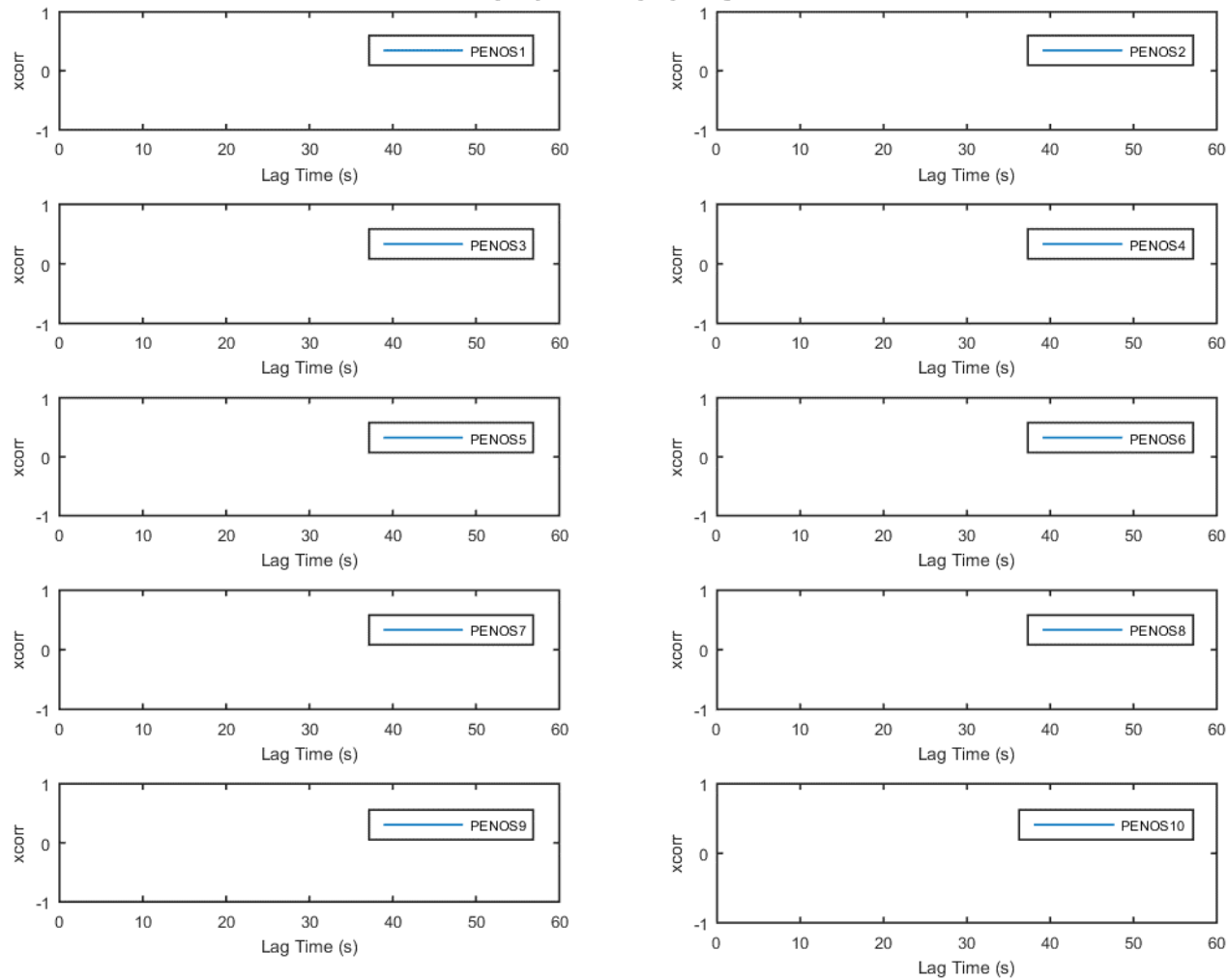


FIGURE 3.147: CROSS CORRELATION PEN_OS 1 - 10 15-01-S2-144

Peak Particle Velocity - Event ID: 15-01-S2-214

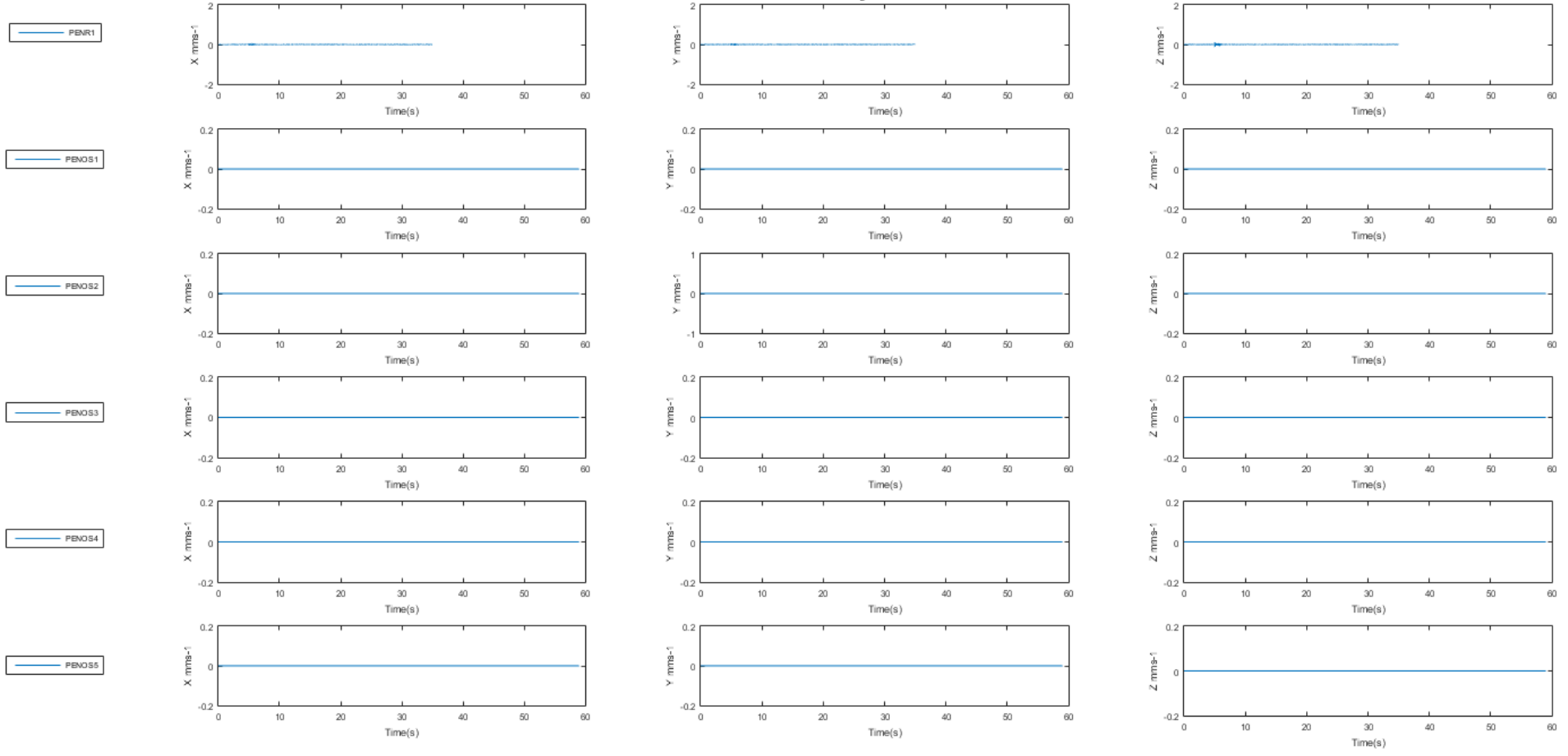


FIGURE 3.148: PEN_OS 1 - 5 15-01-S2-214

Peak Particle Velocity - Event ID: 15-01-S2-214

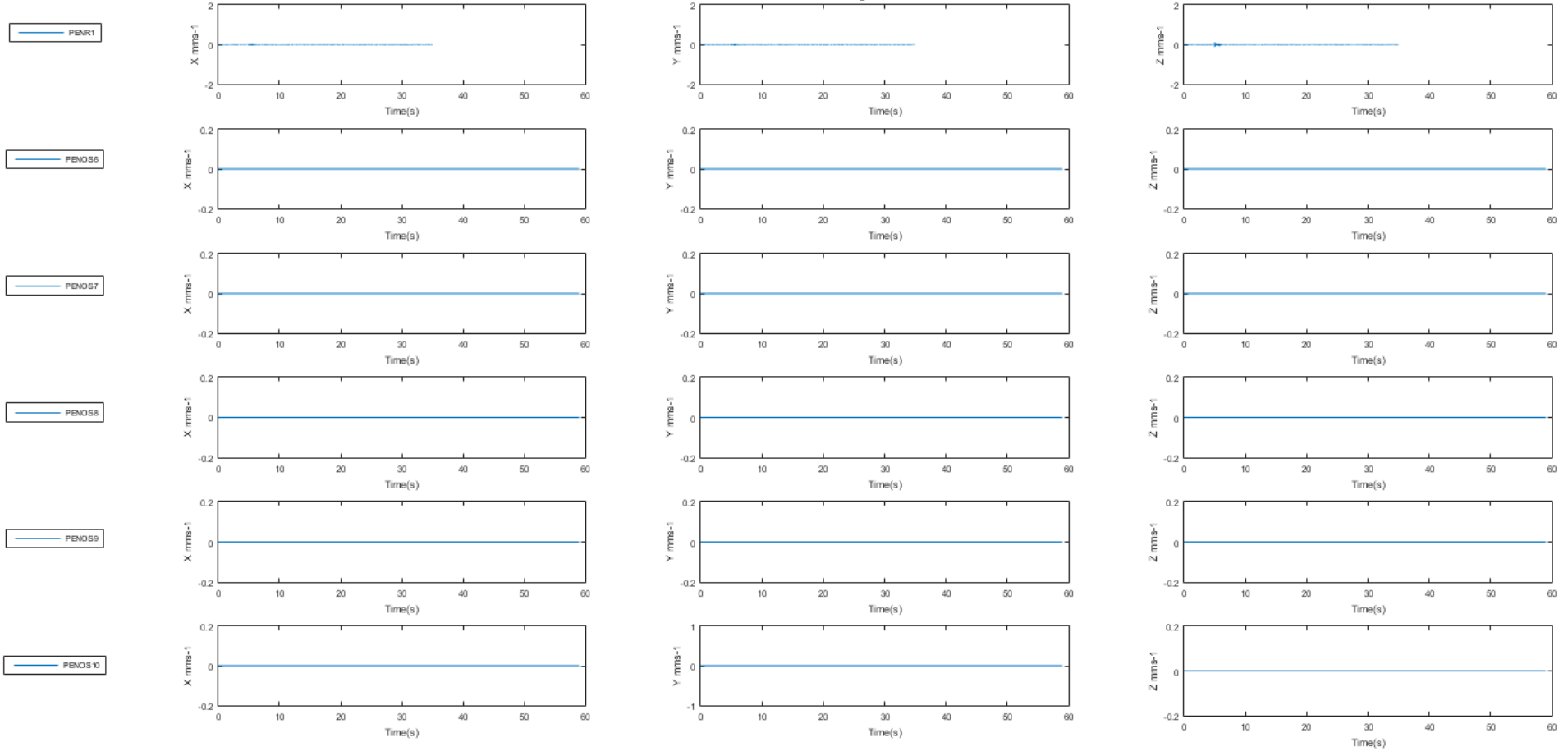


FIGURE 3.149: PEN_OS 6 - 10 15-01-S2-214

Event ID: 15-01-S2-214

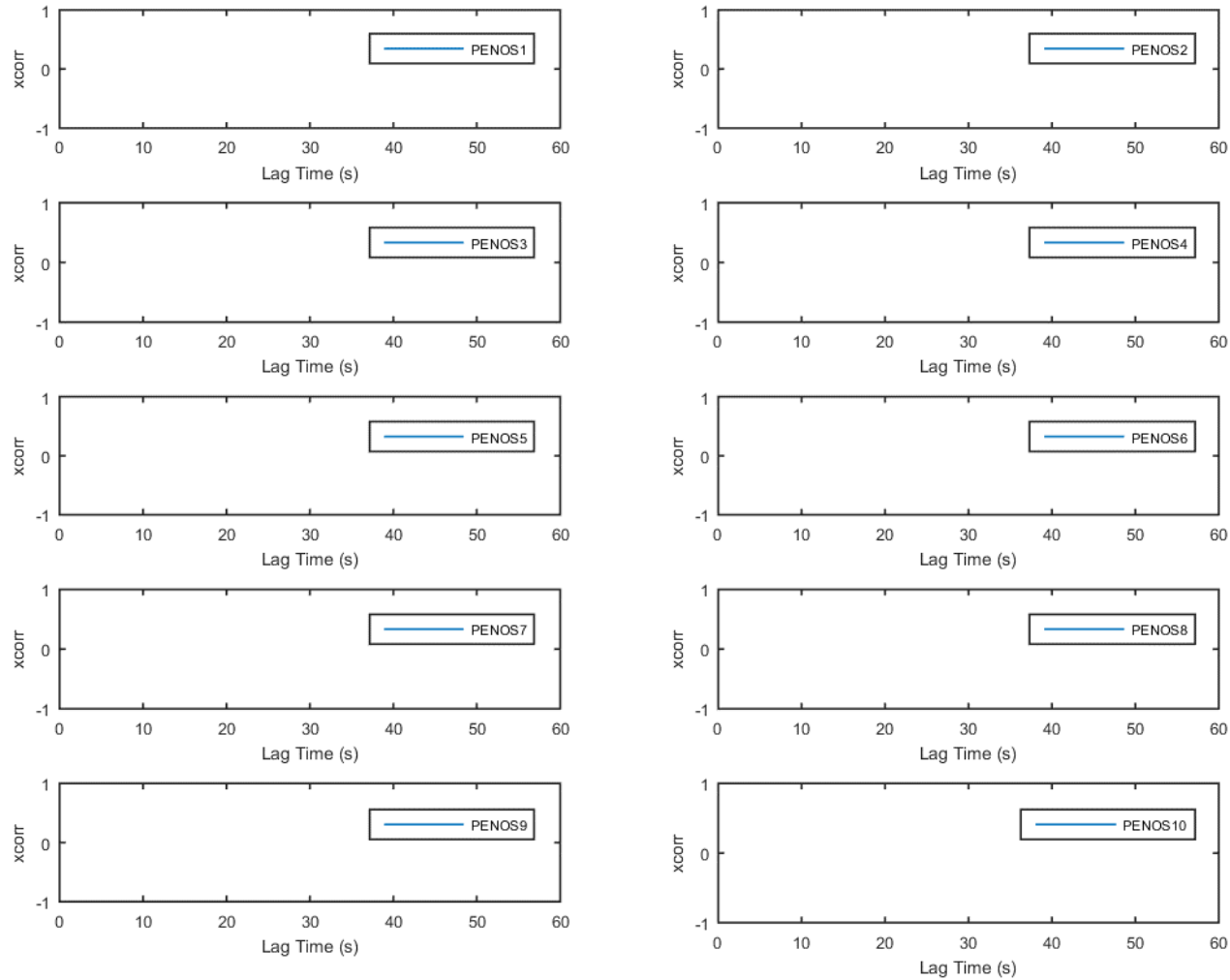


FIGURE 3.150: CROSS CORRELATION PEN_OS 1 - 10 15-01-S2-214

Peak Particle Velocity - Event ID: 15-01-S2-223

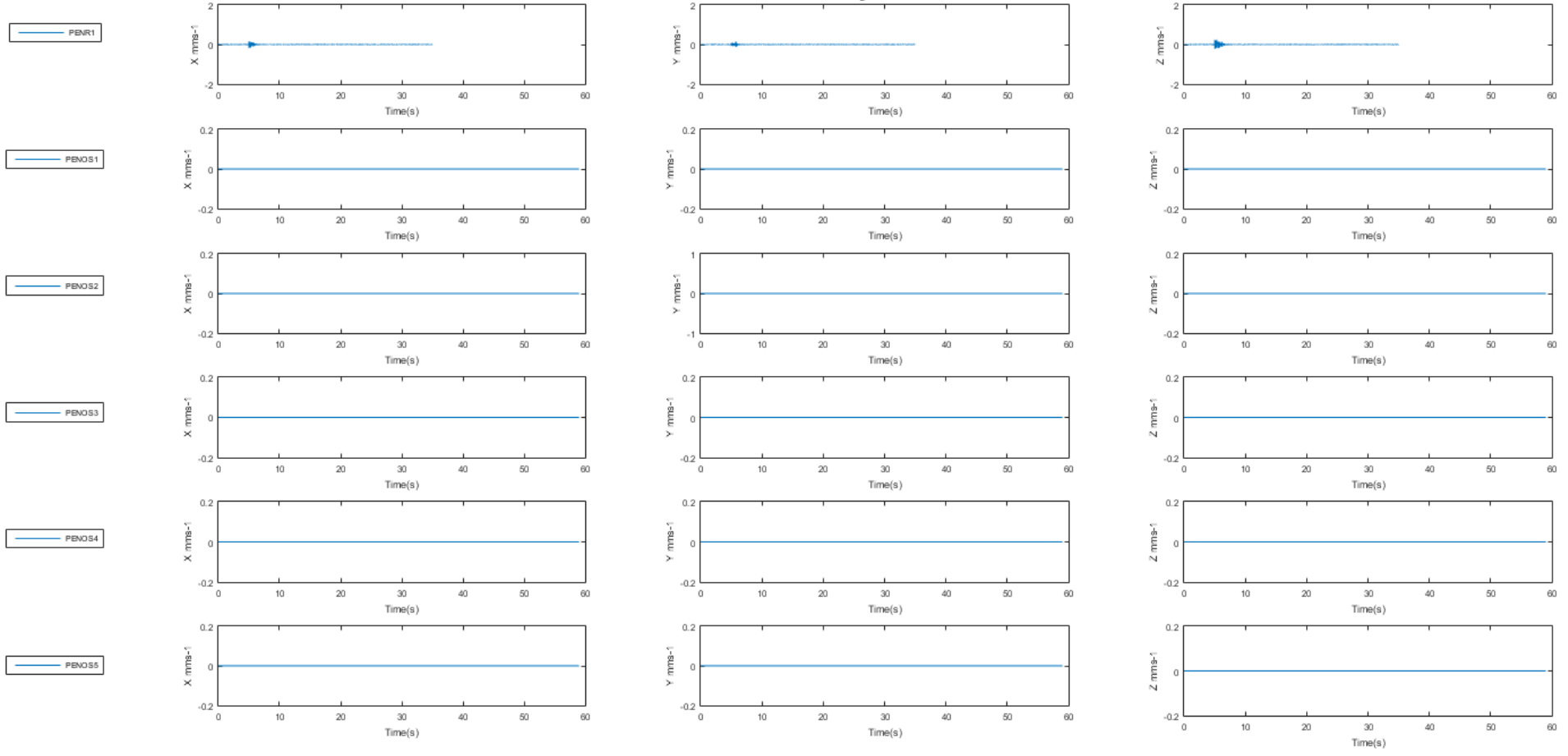


FIGURE 3.151: PEN_OS 1 - 5 15-01-S2-223

Peak Particle Velocity - Event ID: 15-01-S2-223

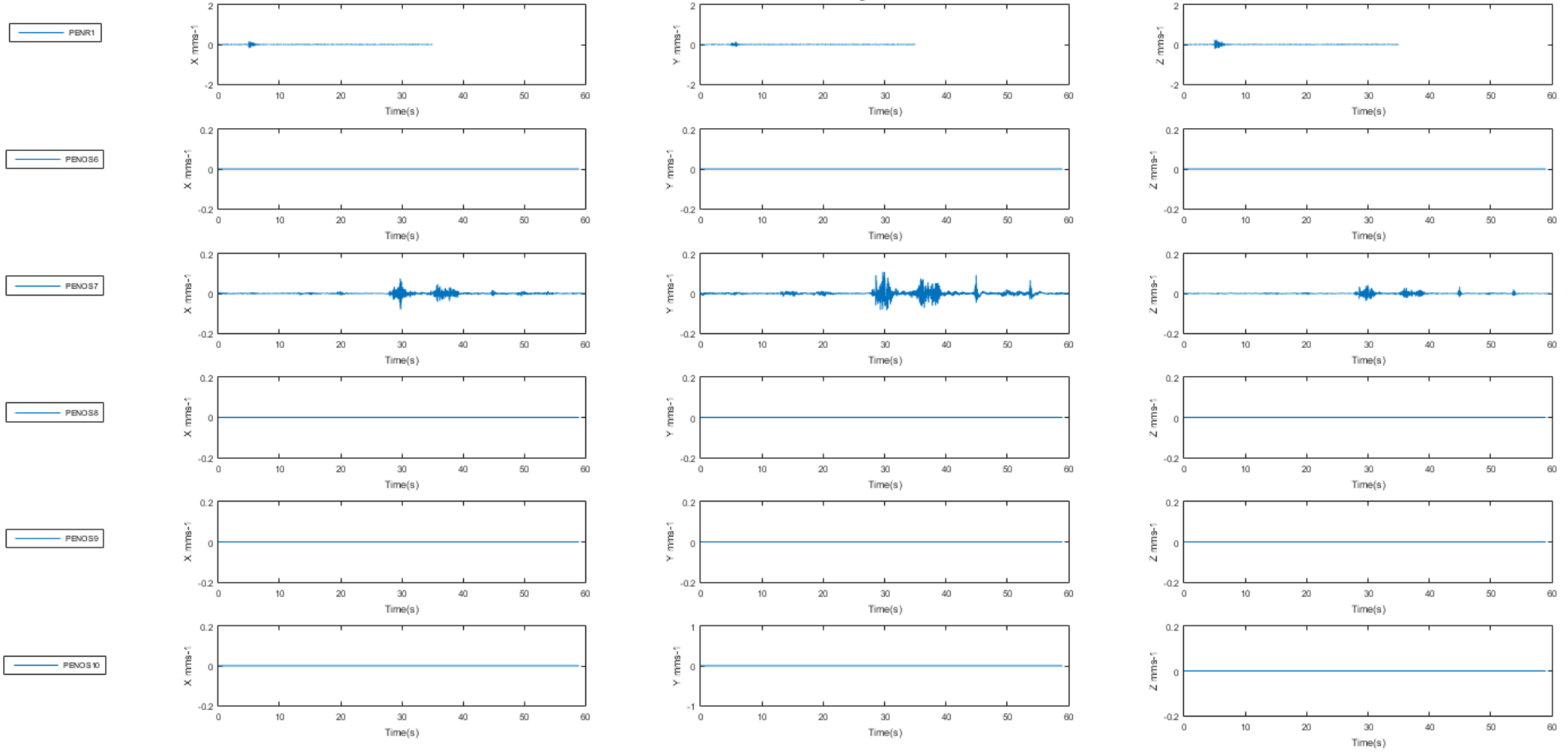


FIGURE 3.152: PEN_OS 6 - 10 15-01-S2-223

Event ID: 15-01-S2-223

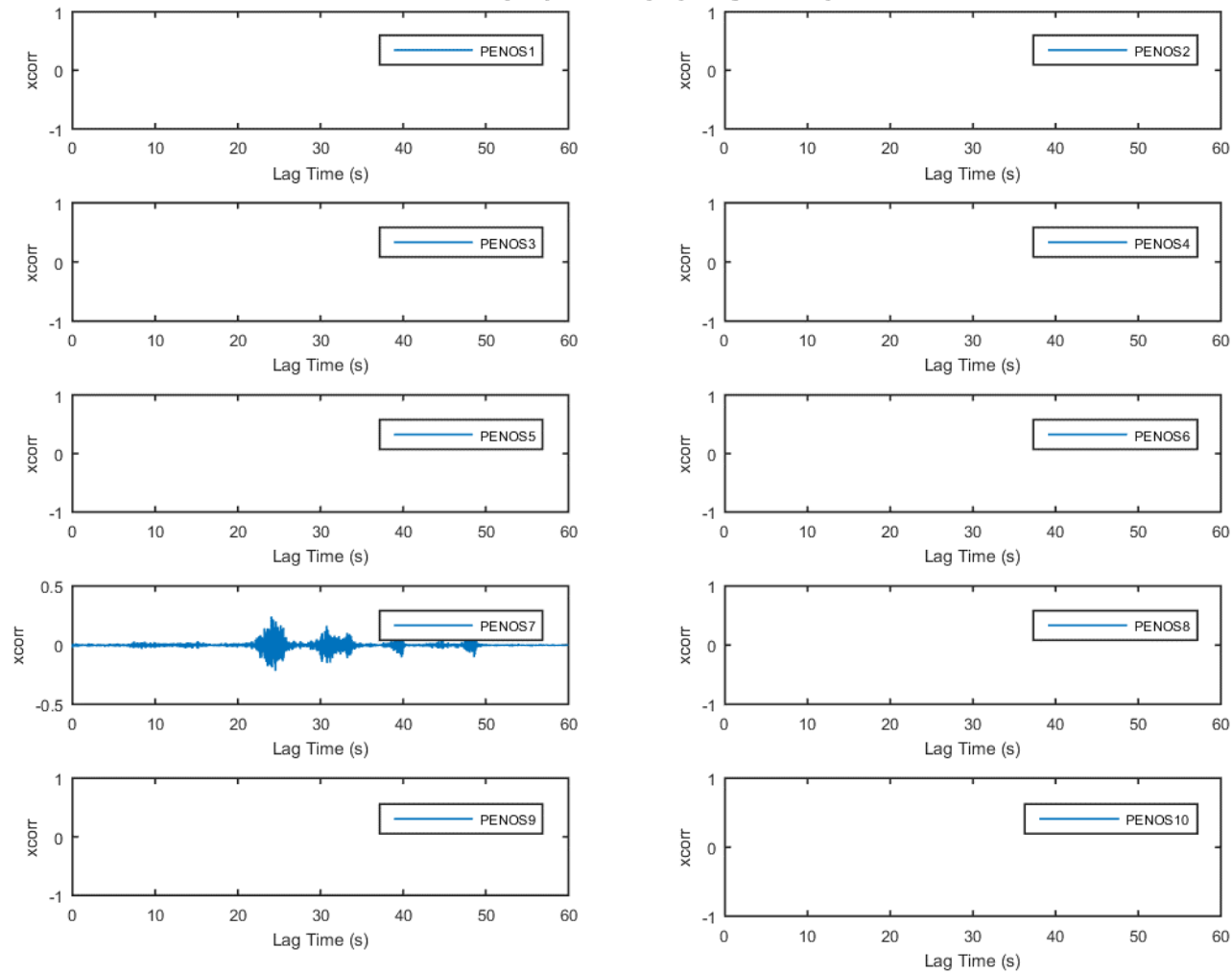


FIGURE 3.153: CROSS CORRELATION PEN_OS 1 - 10 15-01-S2-223

Peak Particle Velocity - Event ID: 15-01-S2-243

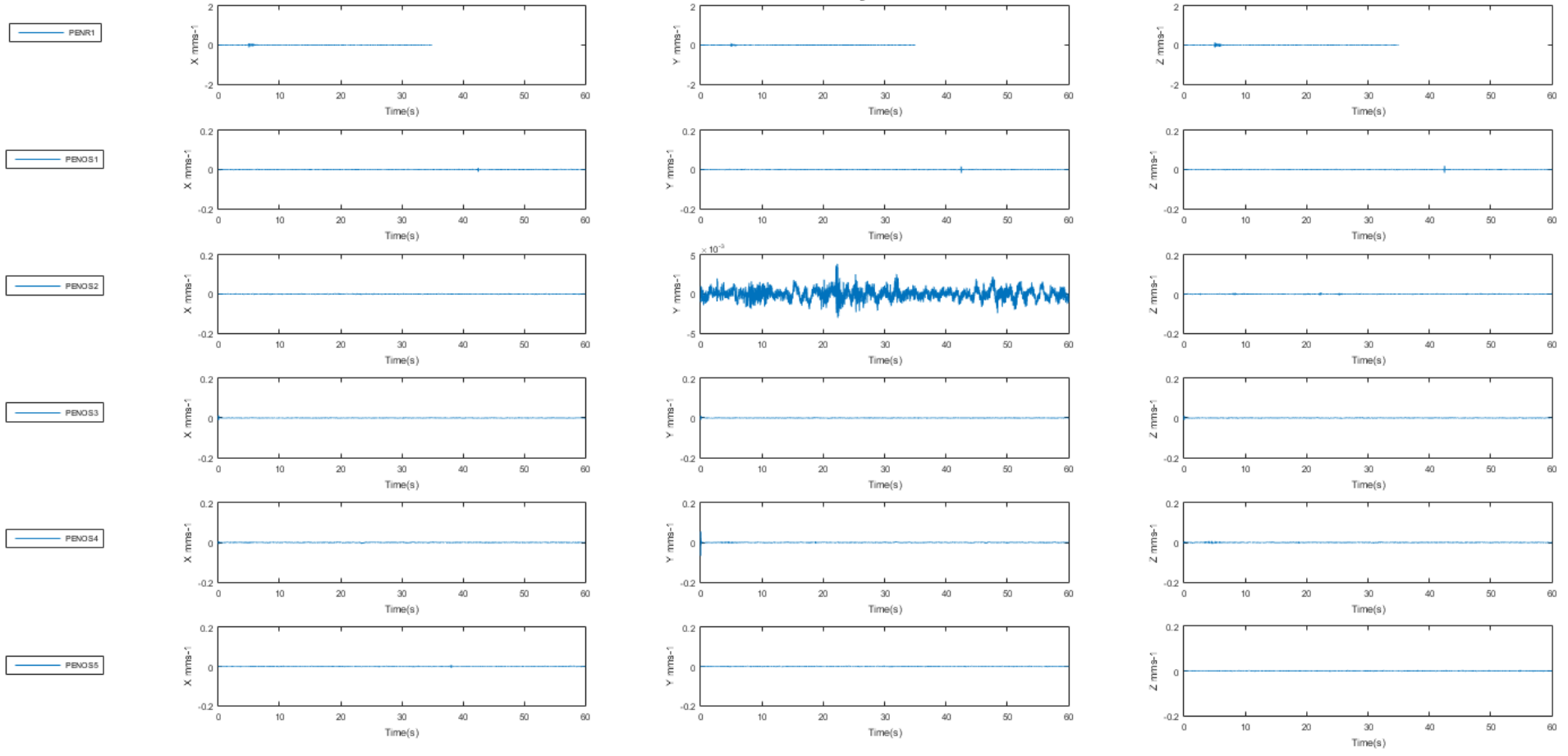


FIGURE 3.154: PEN_OS 1 - 5 15-01-S2-243

Peak Particle Velocity - Event ID: 15-01-S2-243

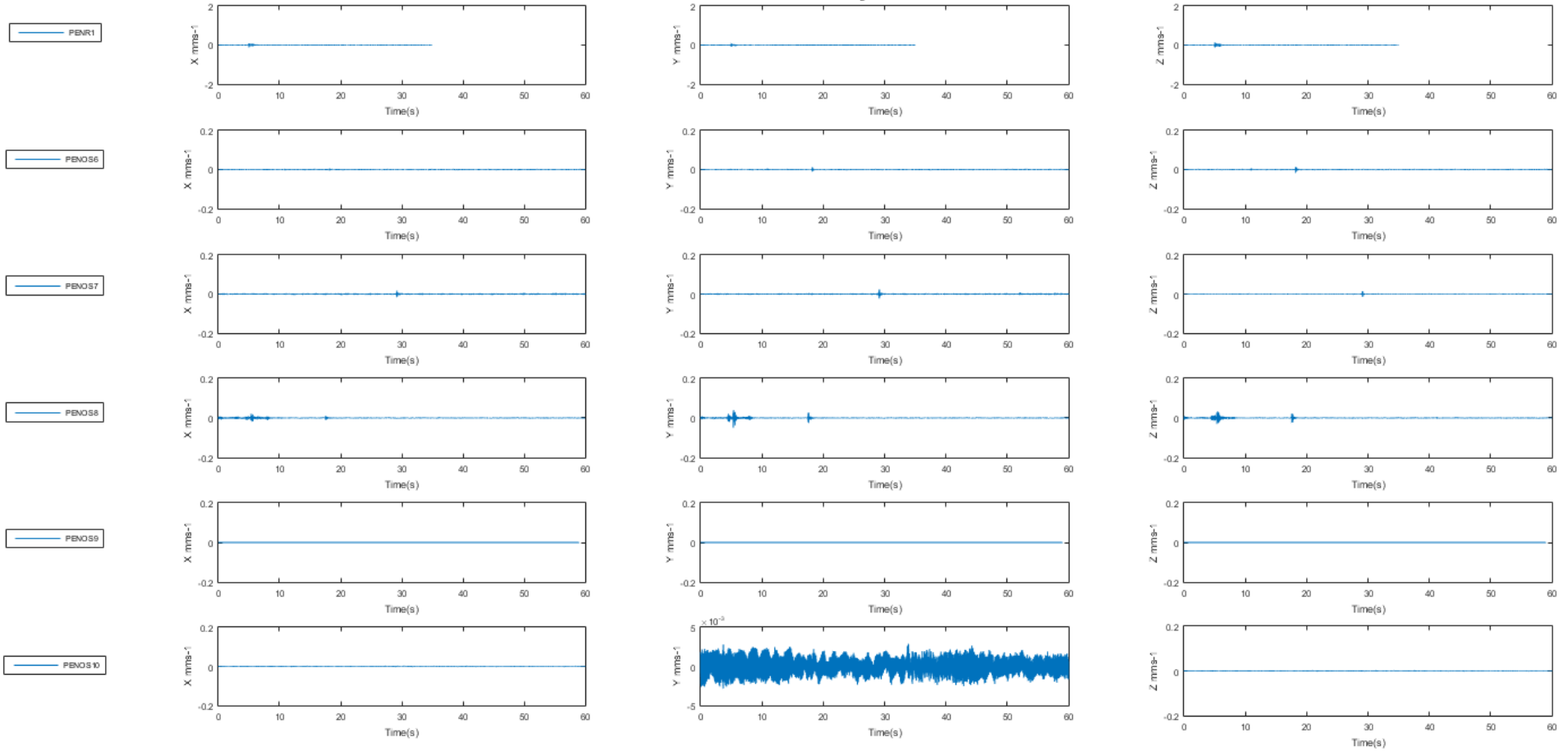


FIGURE 3.155: PEN_OS 6 - 10 15-01-S2-243

Event ID: 15-01-S2-243

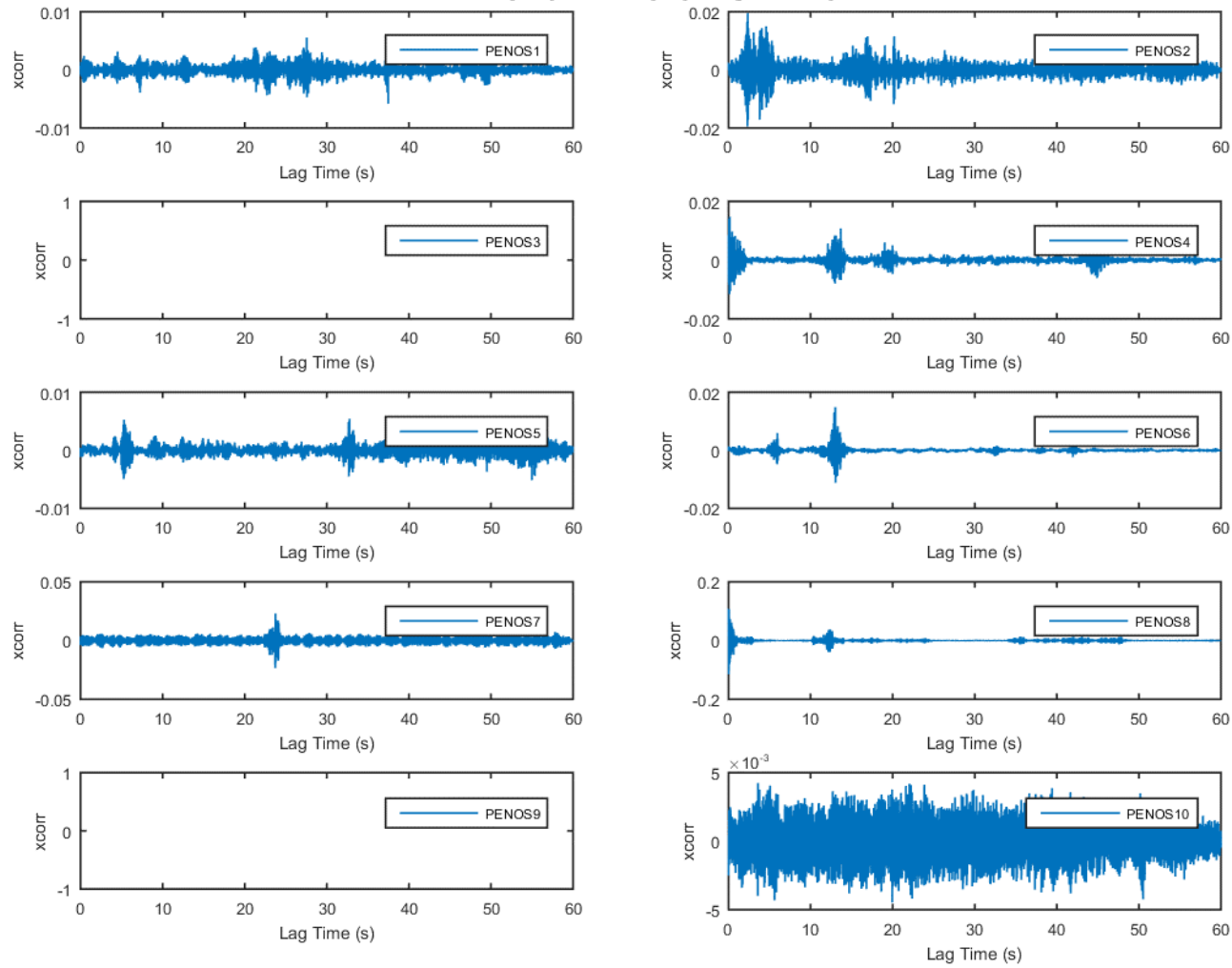


FIGURE 3.156: CROSS CORRELATION PEN_OS 1 - 10 15-01-S2-243

Peak Particle Velocity - Event ID: 15-01-S2-244

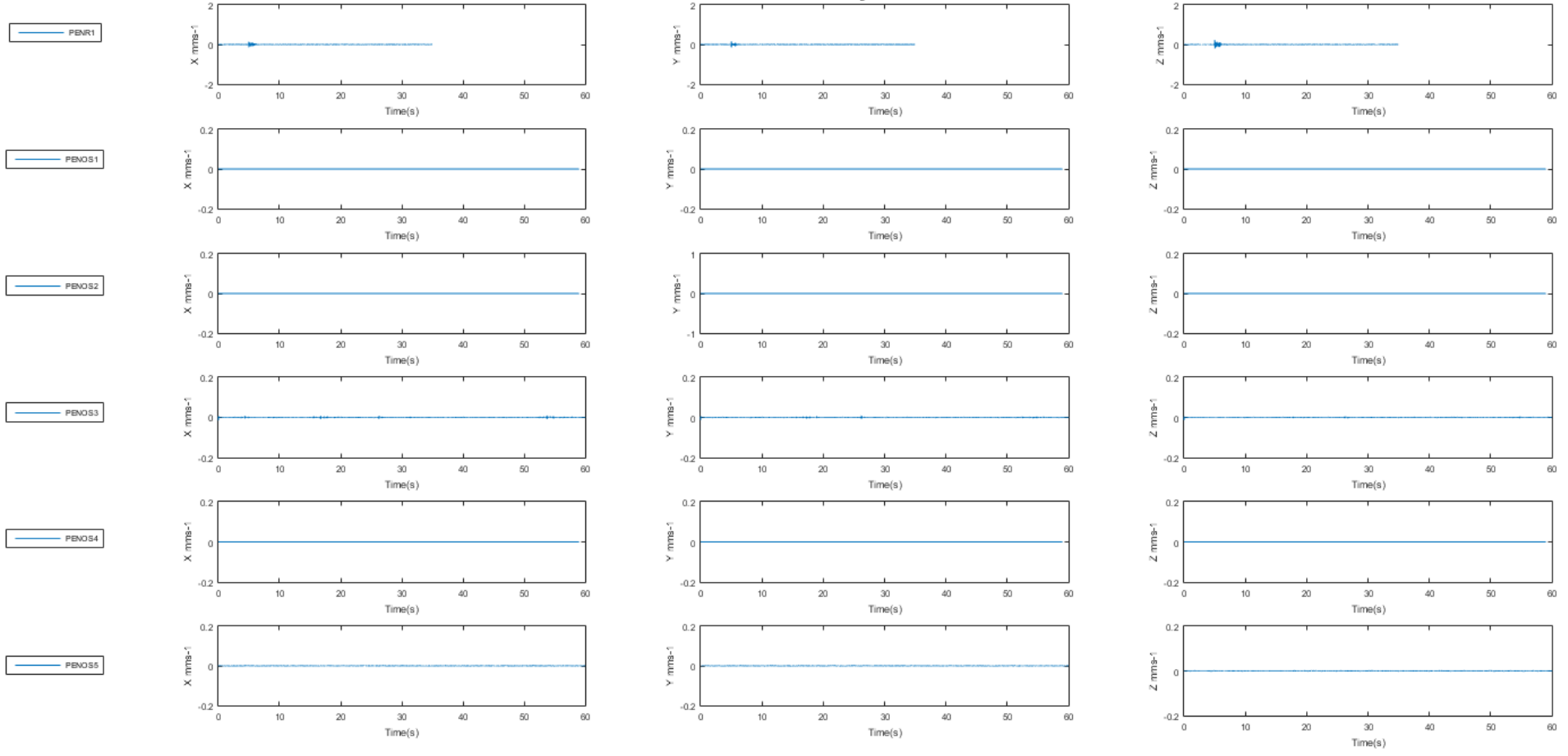


FIGURE 3.157: PEN_OS 1 - 5 15-01-S2-244

Peak Particle Velocity - Event ID: 15-01-S2-244

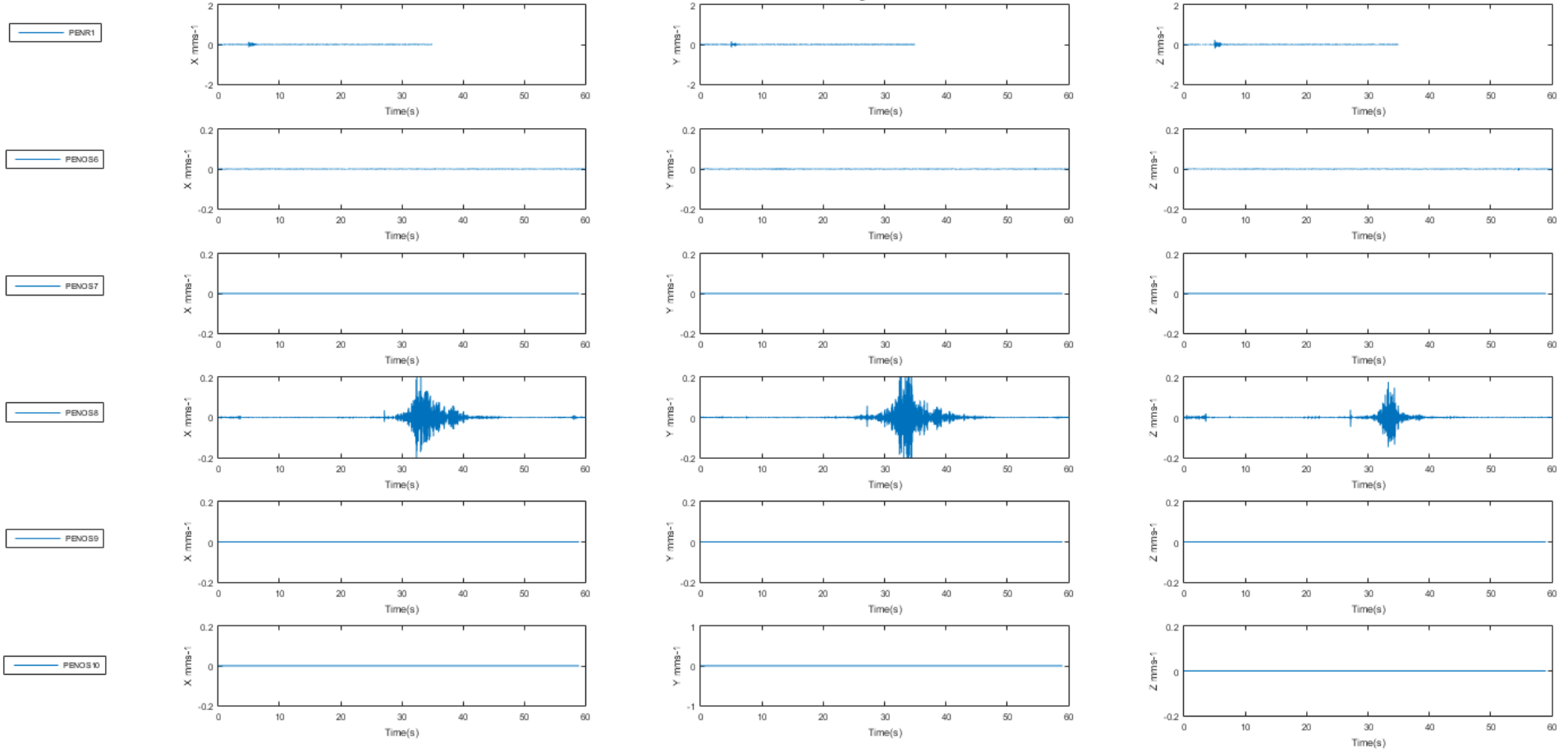


FIGURE 3.158: PEN_OS 6 - 10 15-01-S2-244

Event ID: 15-01-S2-244

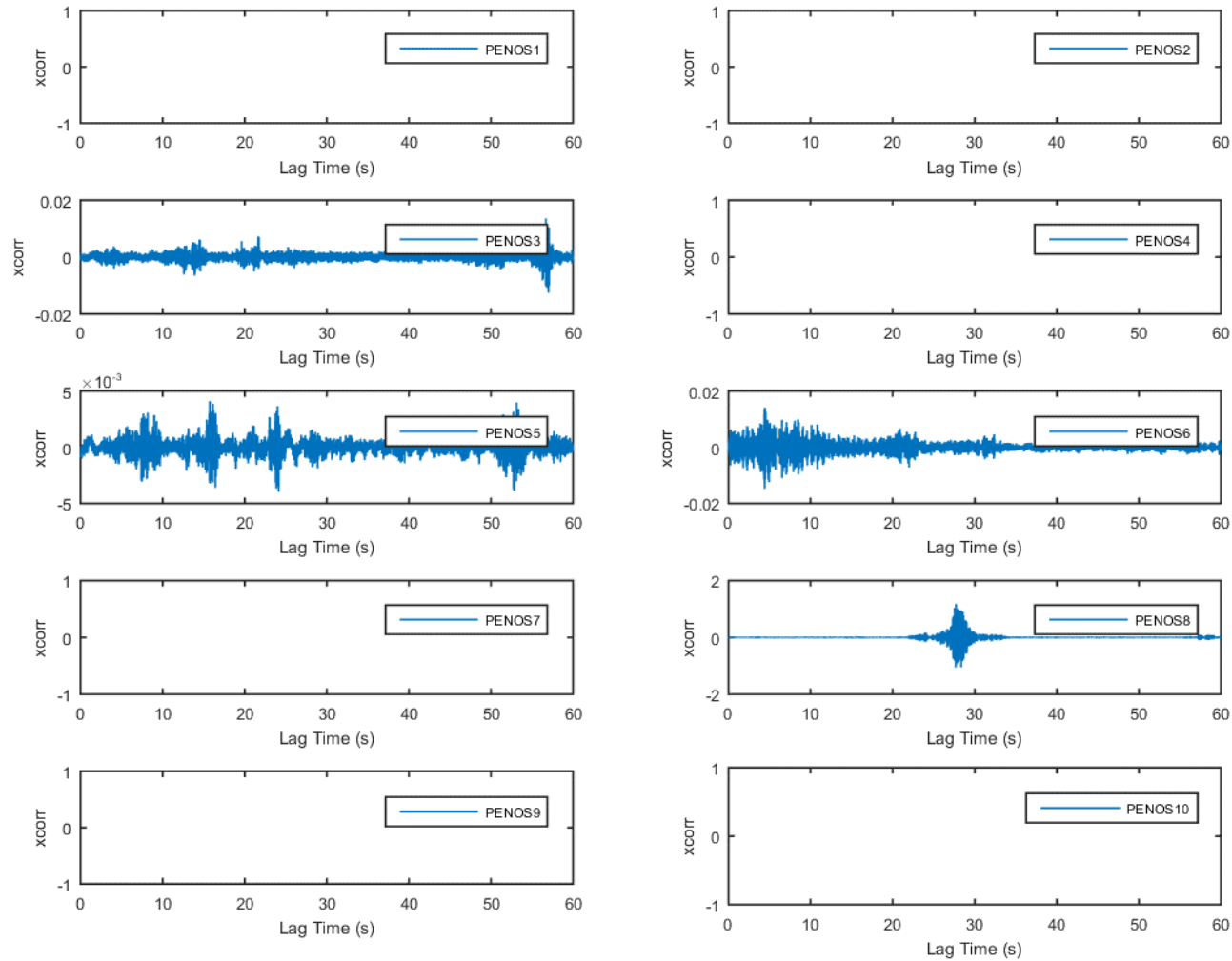


FIGURE 3.159: CROSS CORRELATION PEN_OS 1 - 10 15-01-S2-244

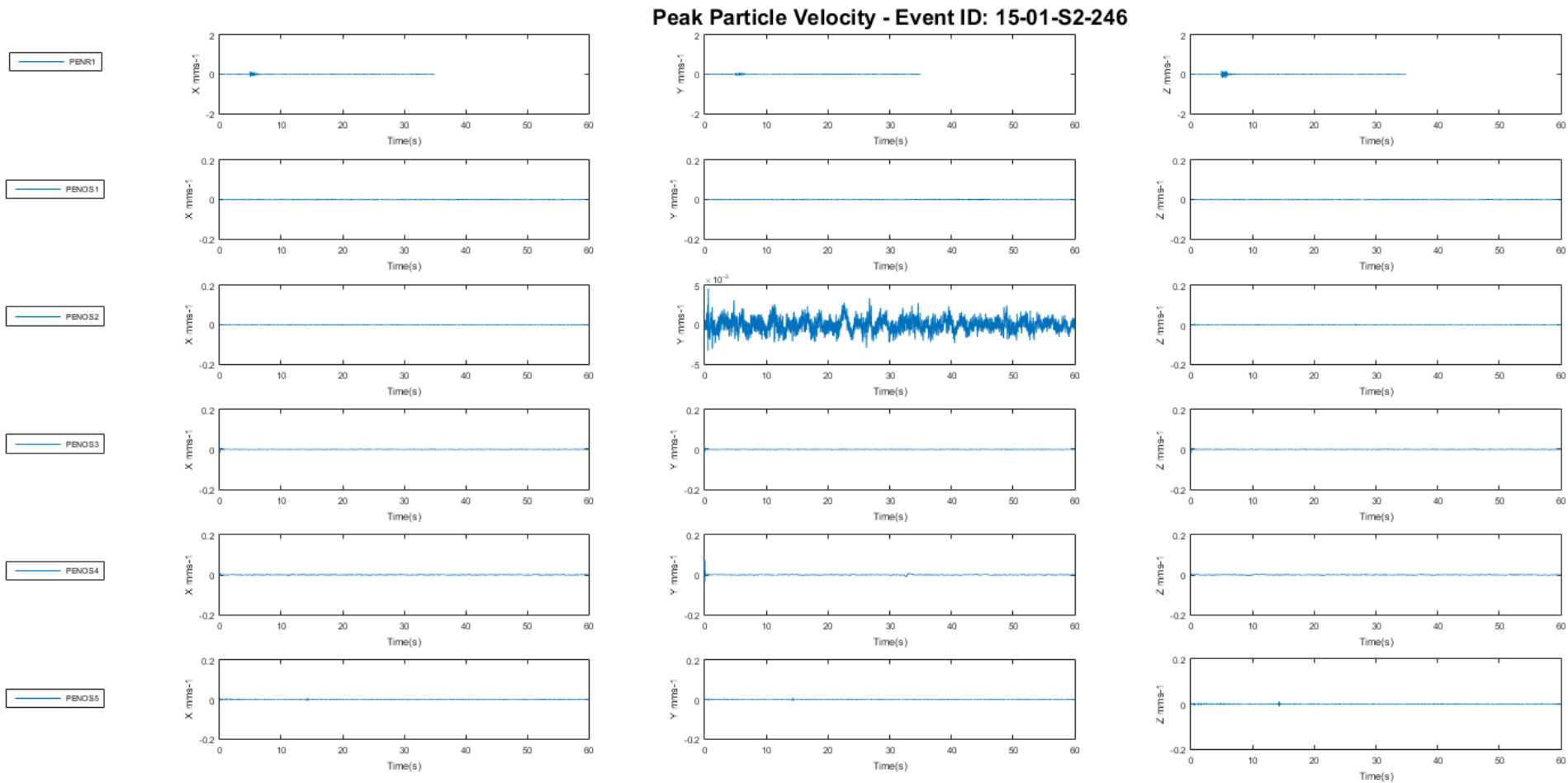


FIGURE 3.160: PEN_OS 1 - 5 15-01-S2-246

Peak Particle Velocity - Event ID: 15-01-S2-246

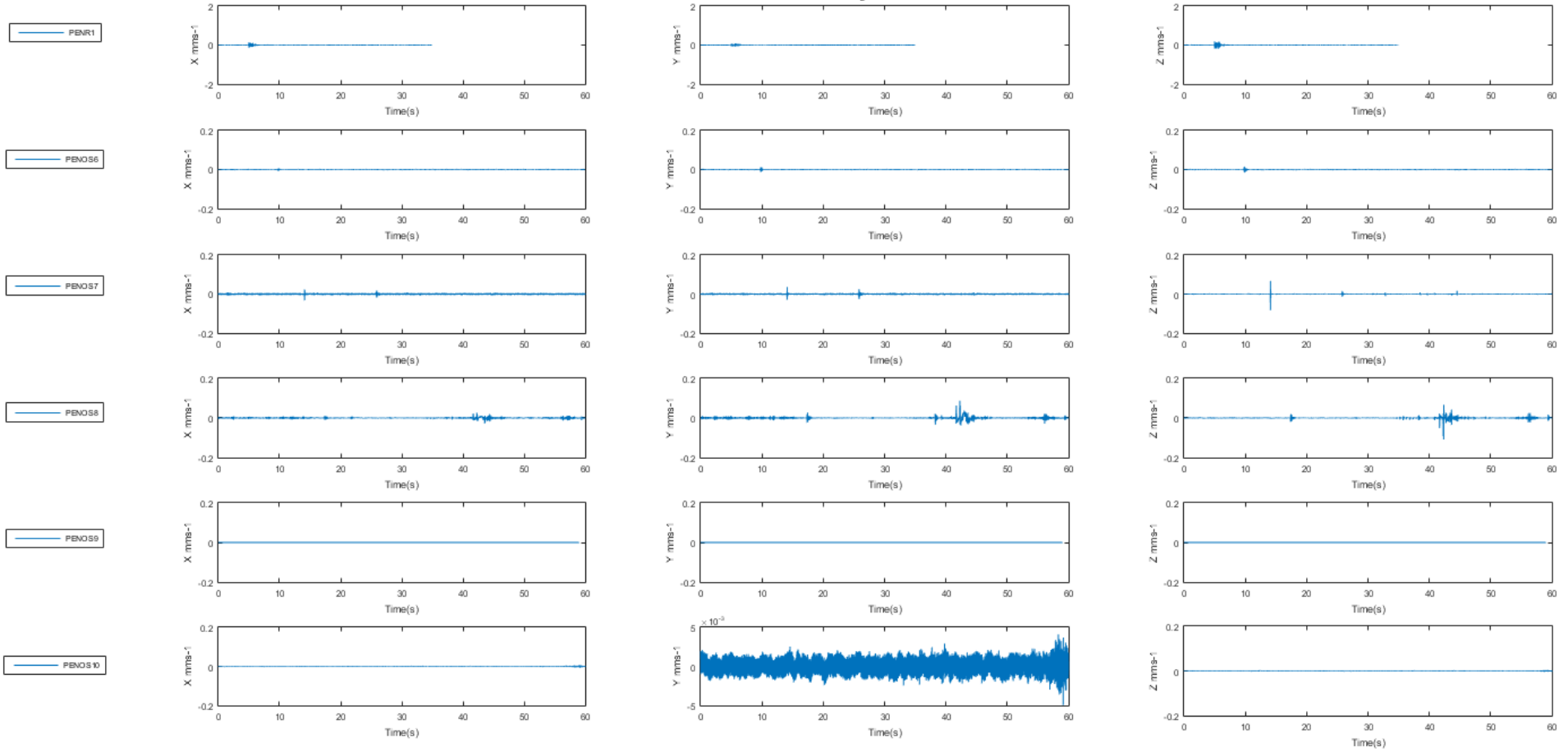


FIGURE 3.161: PEN_OS 6 - 10 15-01-S2-246

Event ID: 15-01-S2-246

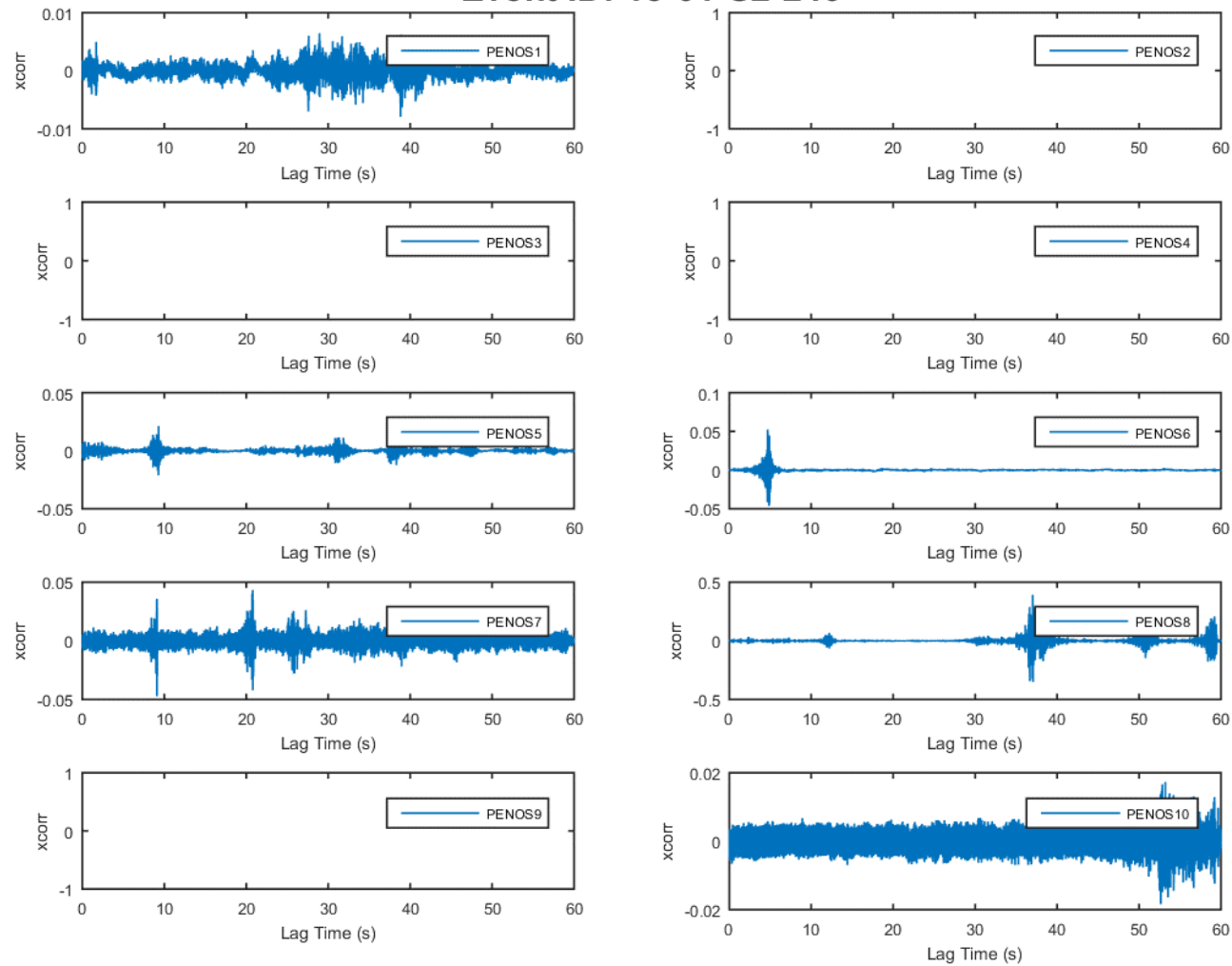


FIGURE 3.162: CROSS CORRELATION PEN_OS 1 - 10 15-01-S2-246

Peak Particle Velocity - Event ID: 15-01-S2-249

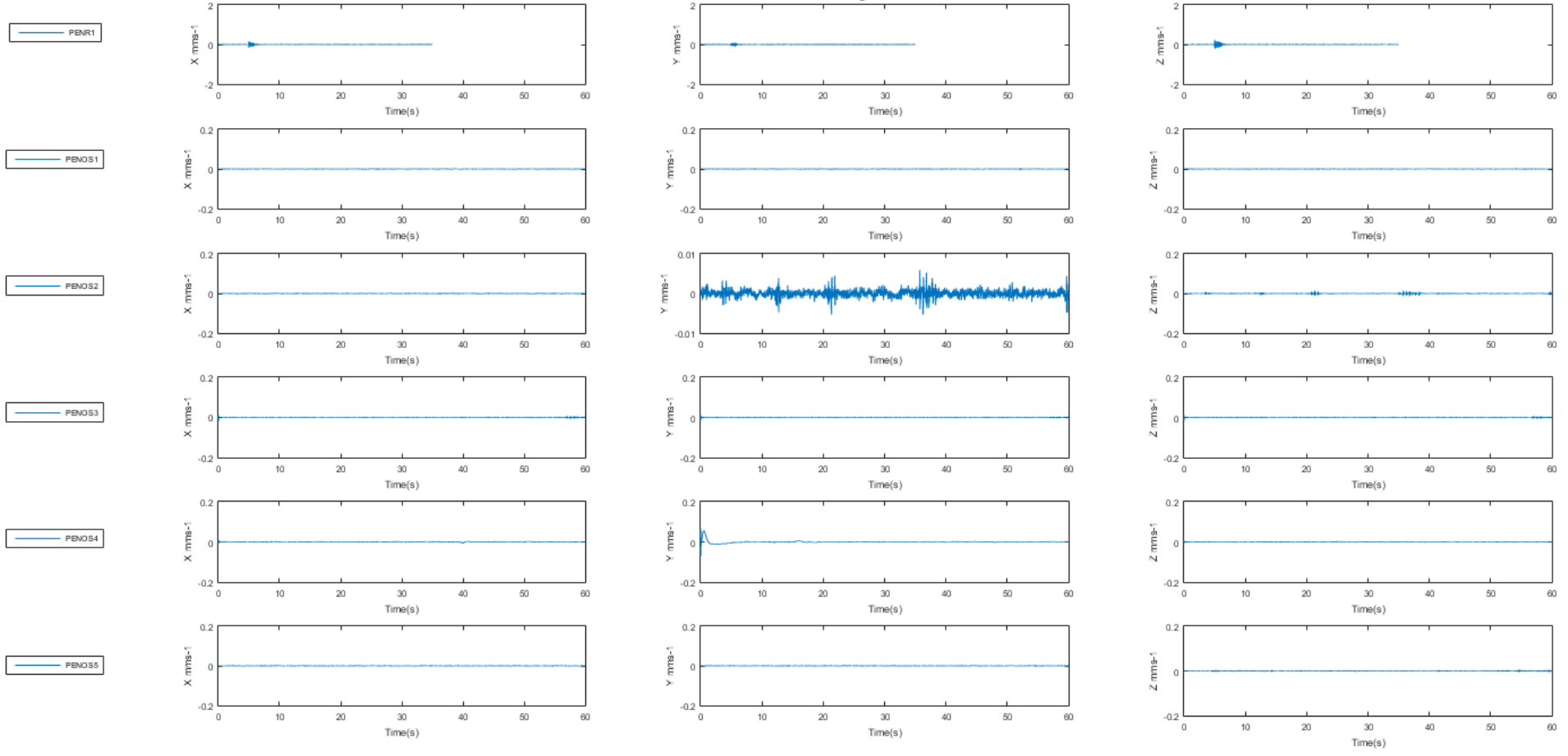


FIGURE 3.163: PEN_OS 1 - 5 15-01-S2-249

Peak Particle Velocity - Event ID: 15-01-S2-249

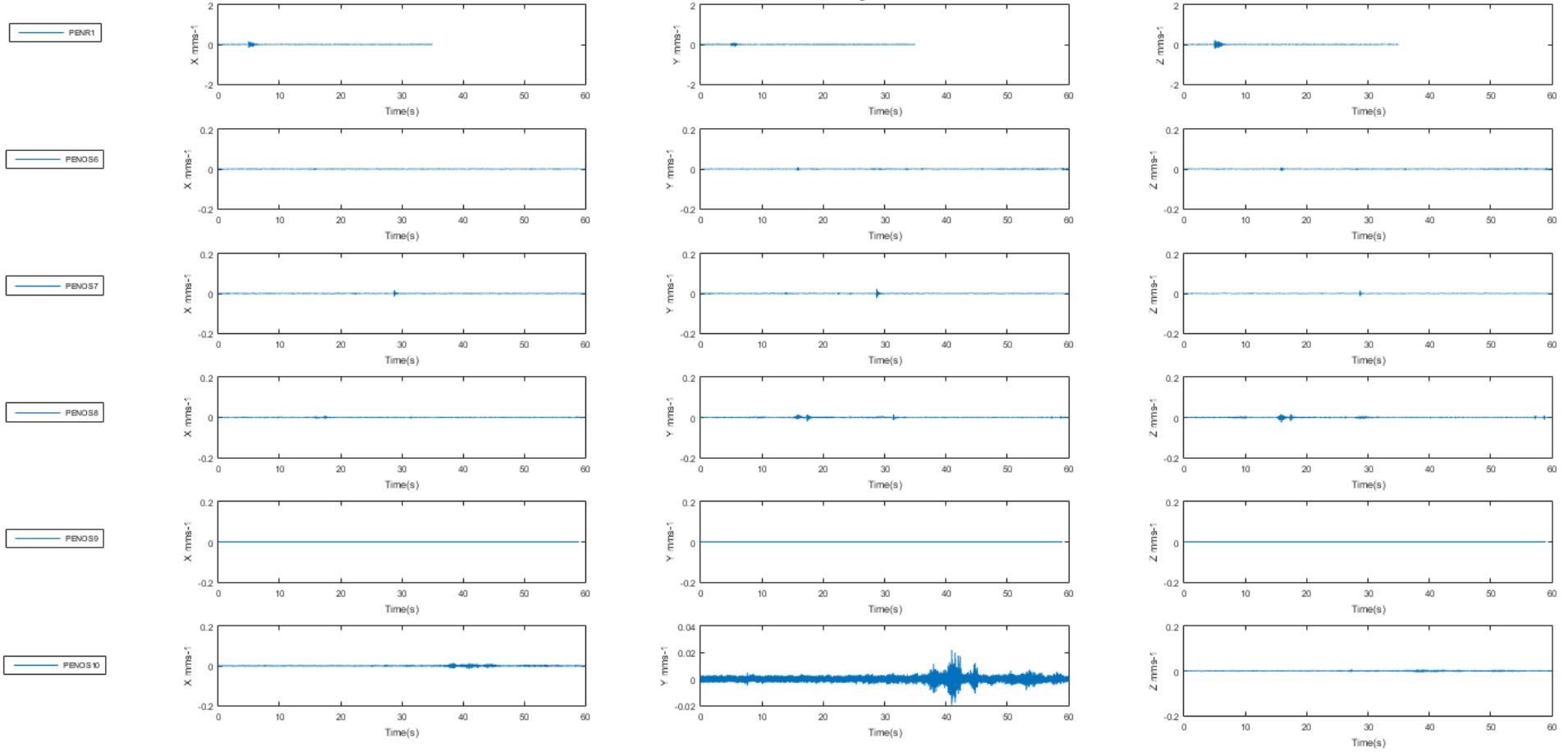


FIGURE 3.164: PEN_OS 6 - 10 15-01-S2-249

Event ID: 15-01-S2-249

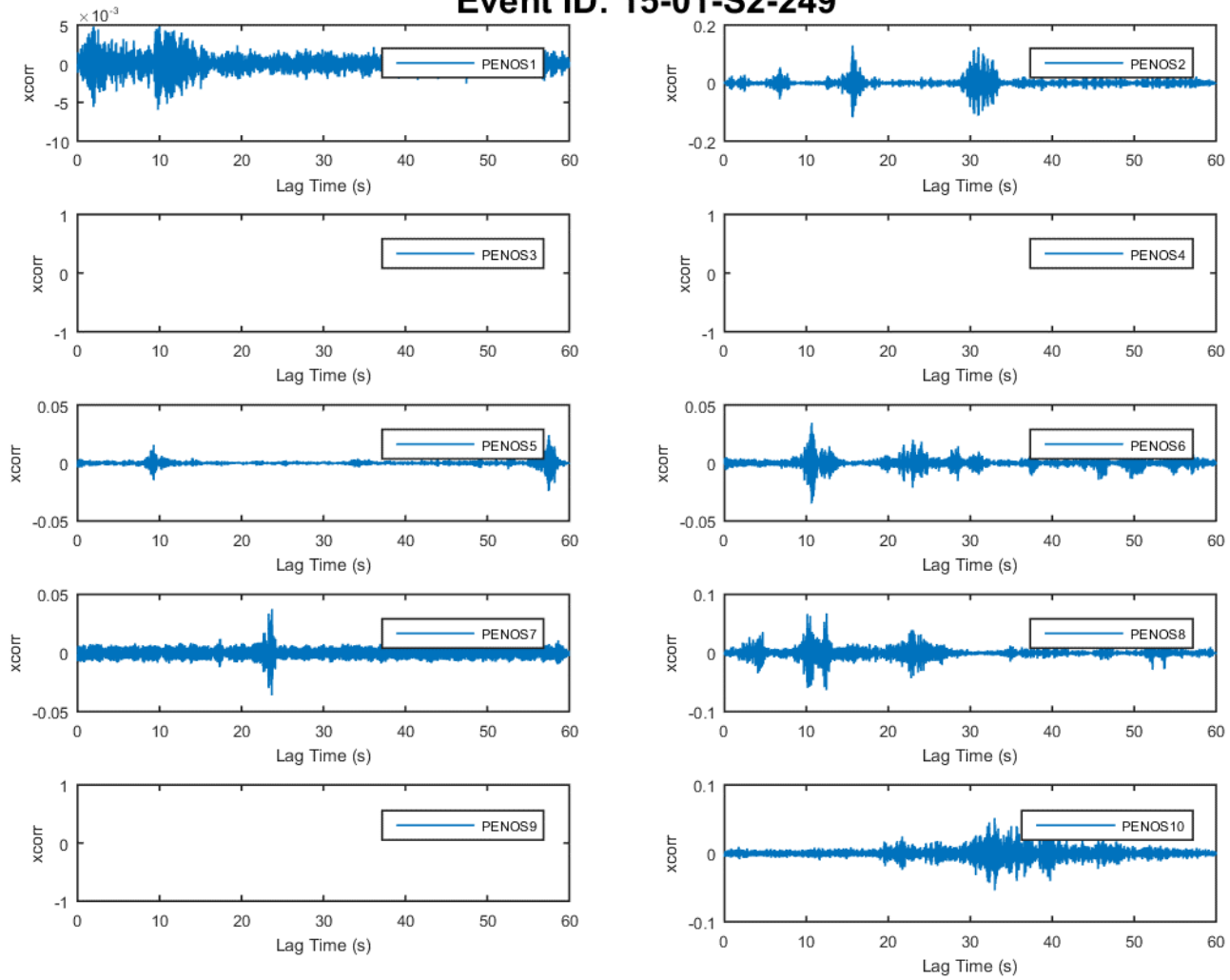


FIGURE 3.165: CROSS CORRELATION PEN_OS 1 - 10 15-01-S2-249

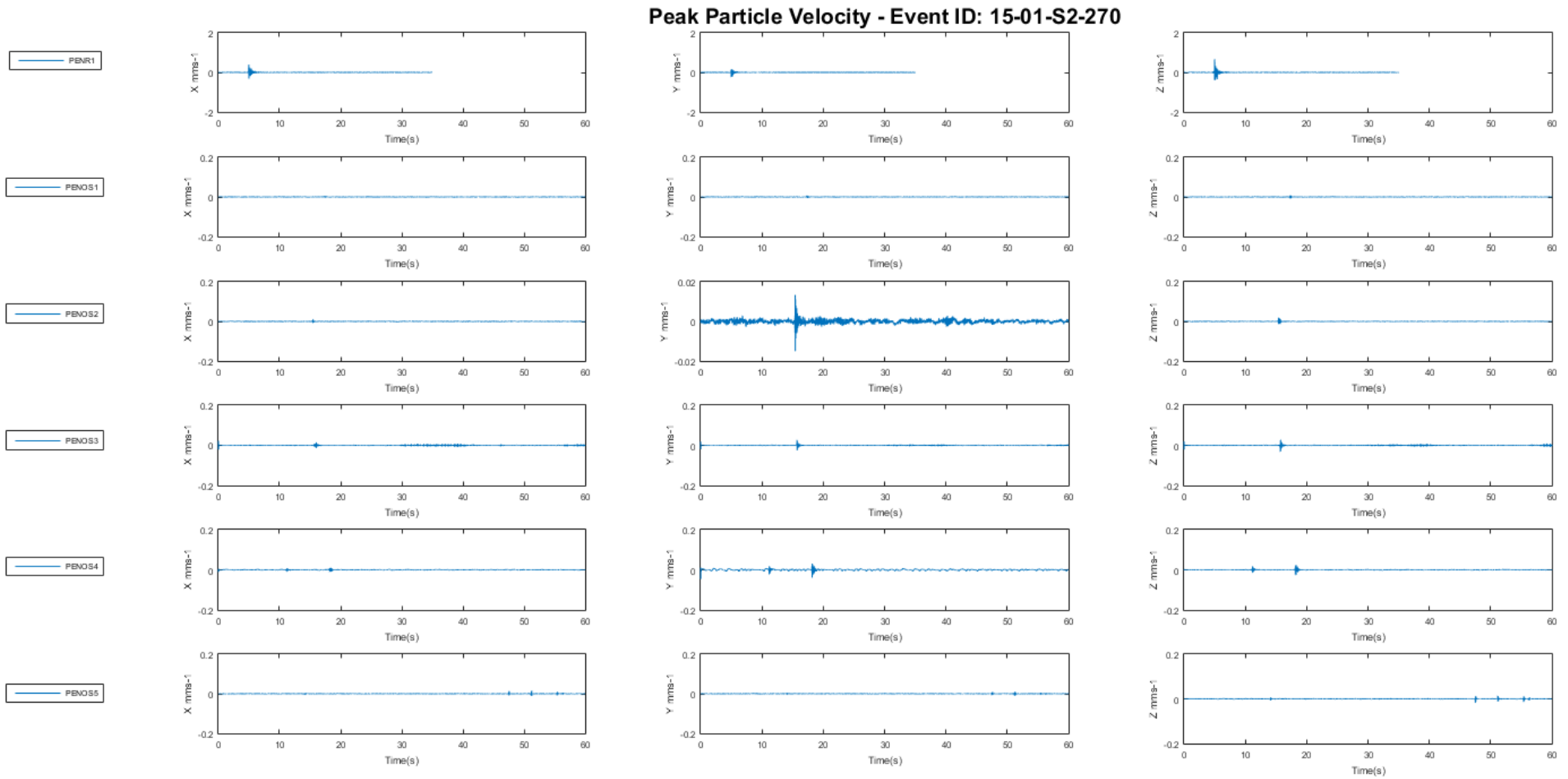


FIGURE 3.166: PEN_OS 1 - 5 15-01-S2-270

Peak Particle Velocity - Event ID: 15-01-S2-270

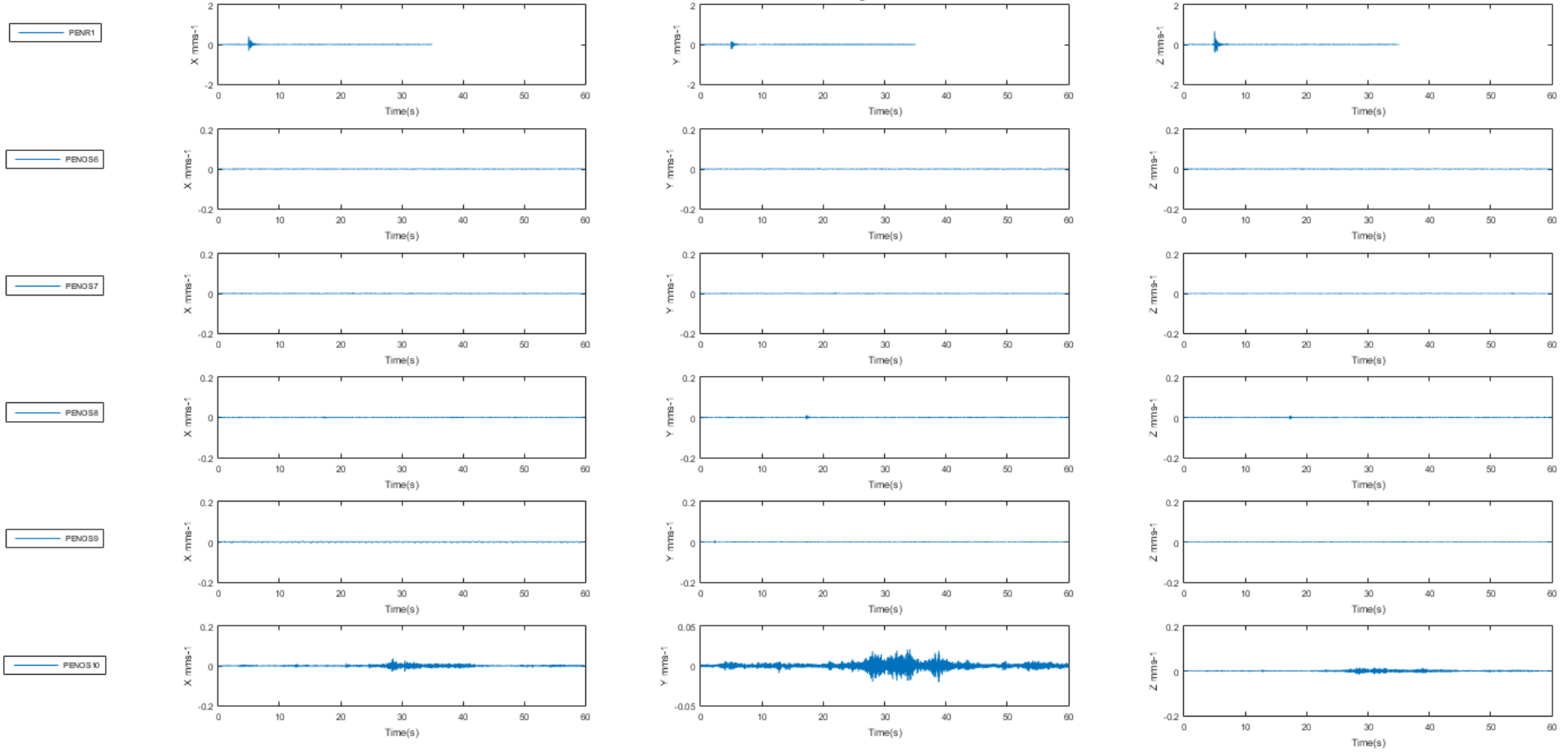


FIGURE 3.167: PEN_OS 6 - 10 15-01-S2-270

Event ID: 15-01-S2-270

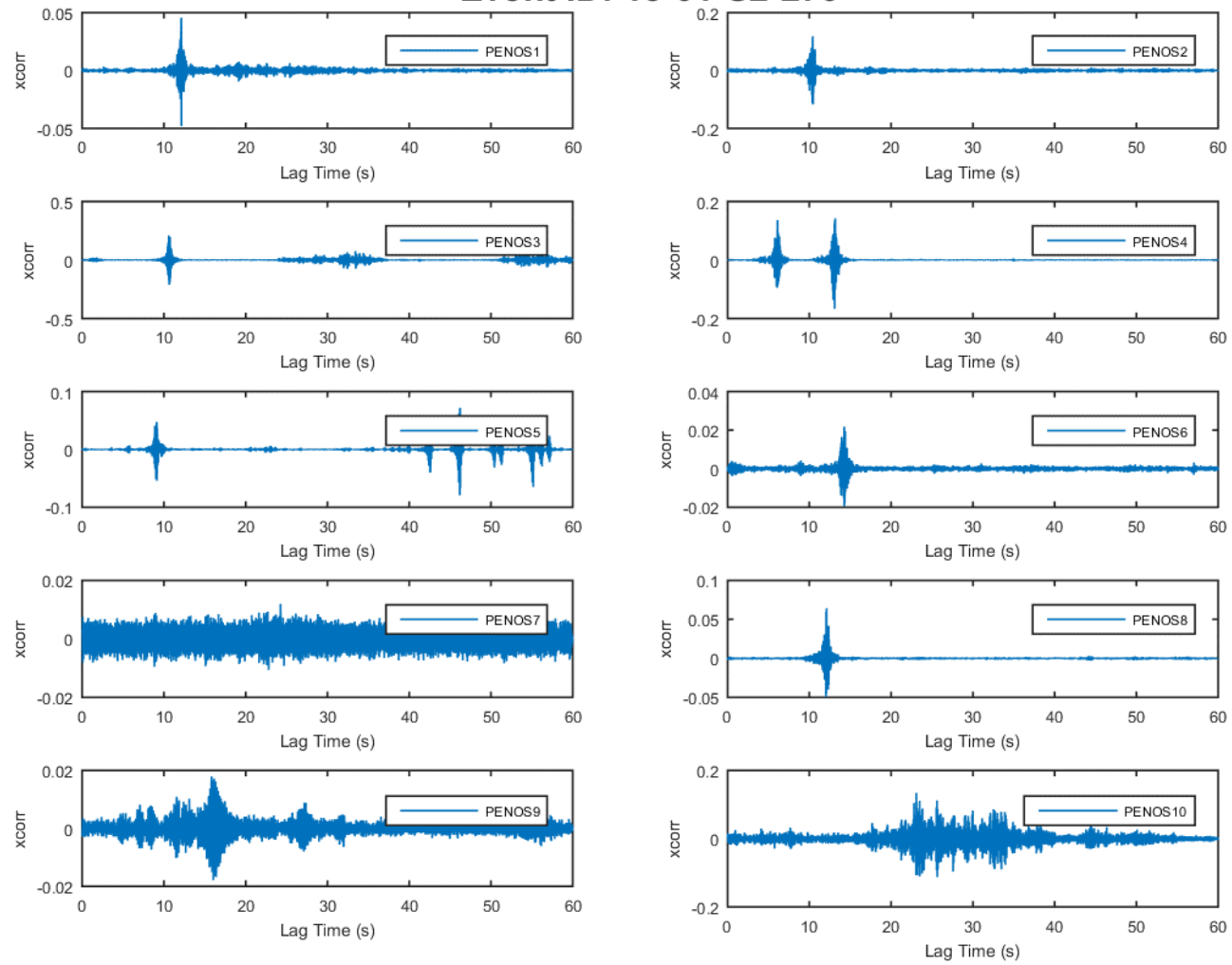


FIGURE 3.168: CROSS CORRELATION PEN_OS 1 - 10 15-01-S2-270

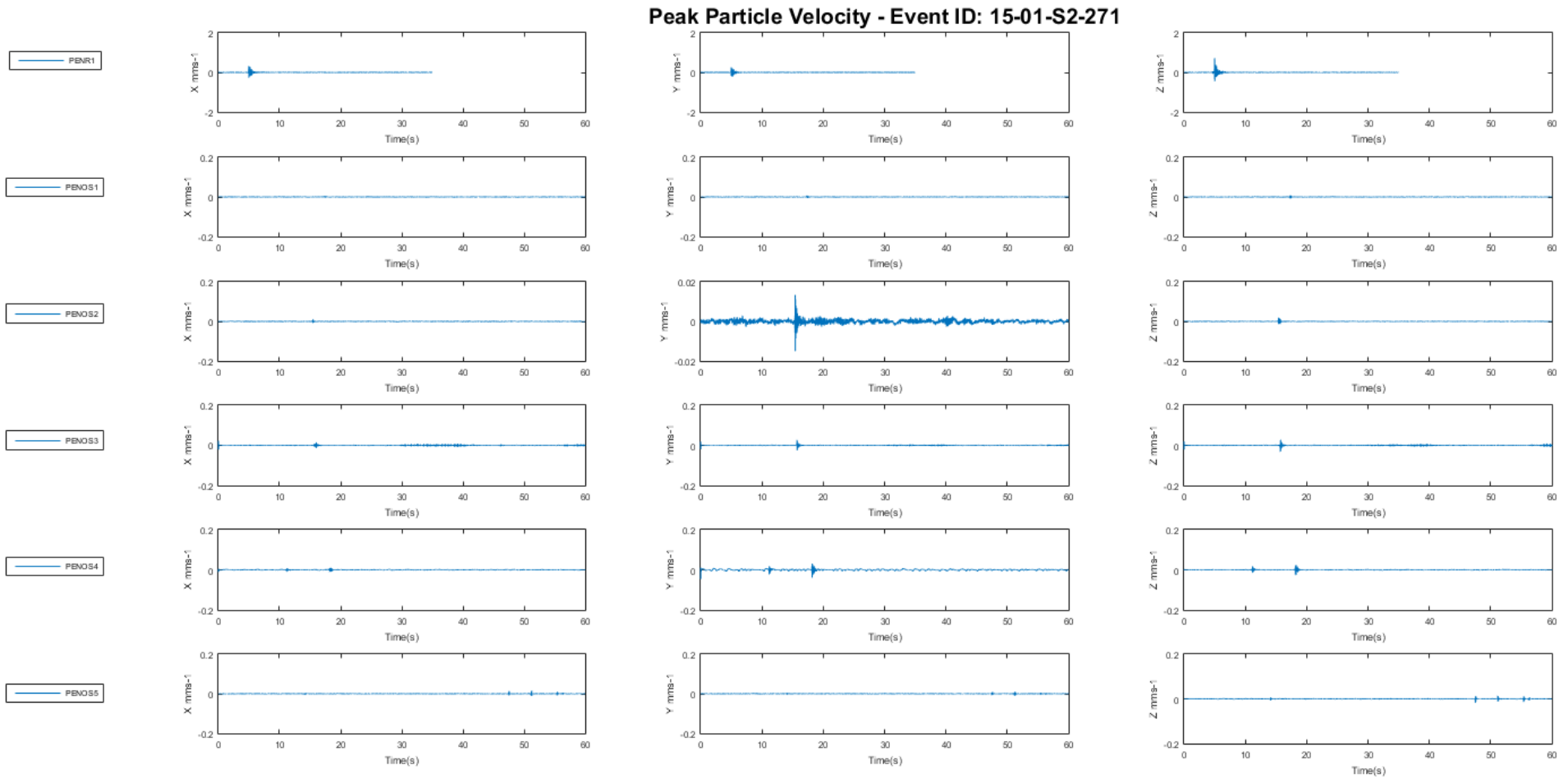


FIGURE 3.169: PEN_OS 1 - 5 15-01-S2-271

Peak Particle Velocity - Event ID: 15-01-S2-271

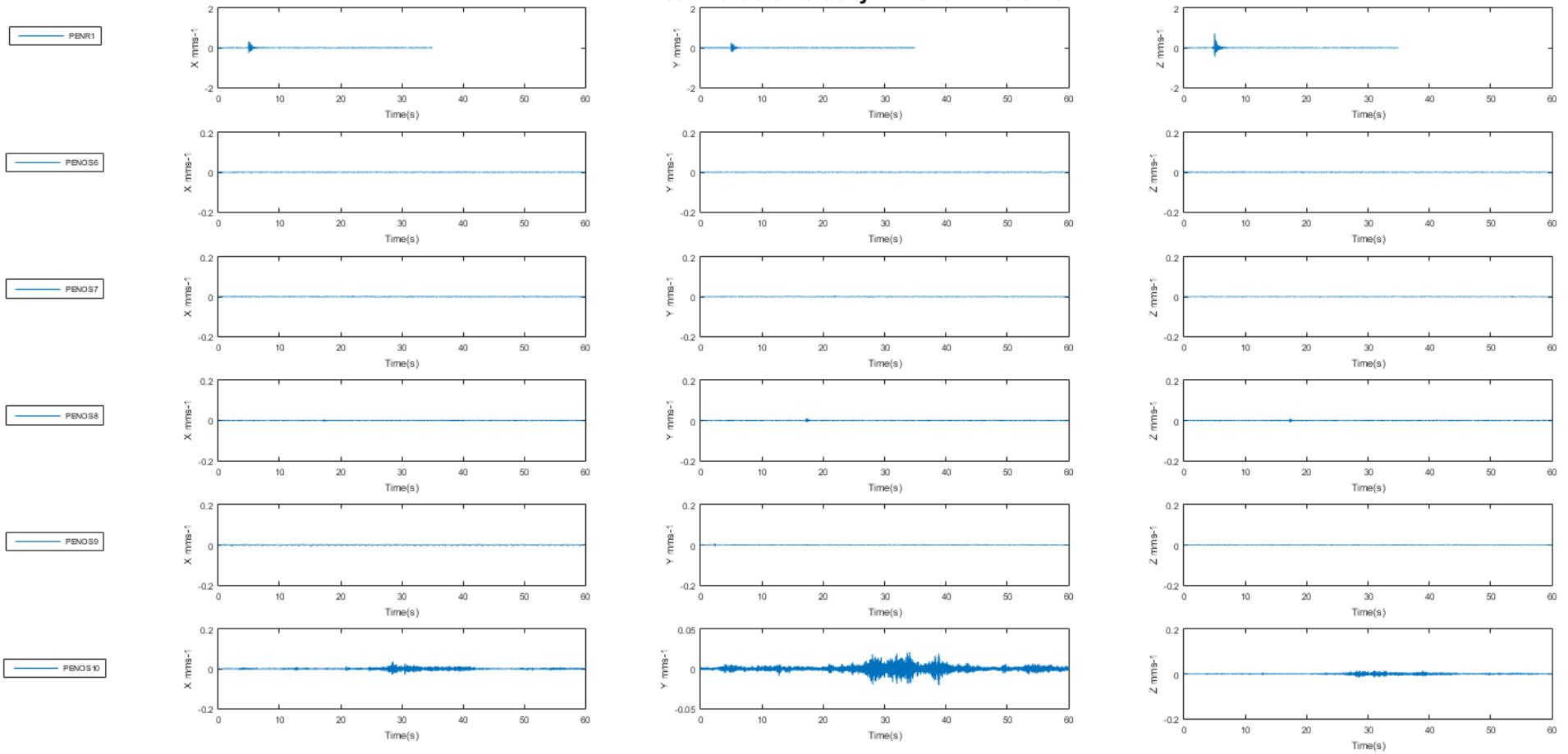


FIGURE 3.170: PEN_OS 6 - 10 15-01-S2-271

Event ID: 15-01-S2-271

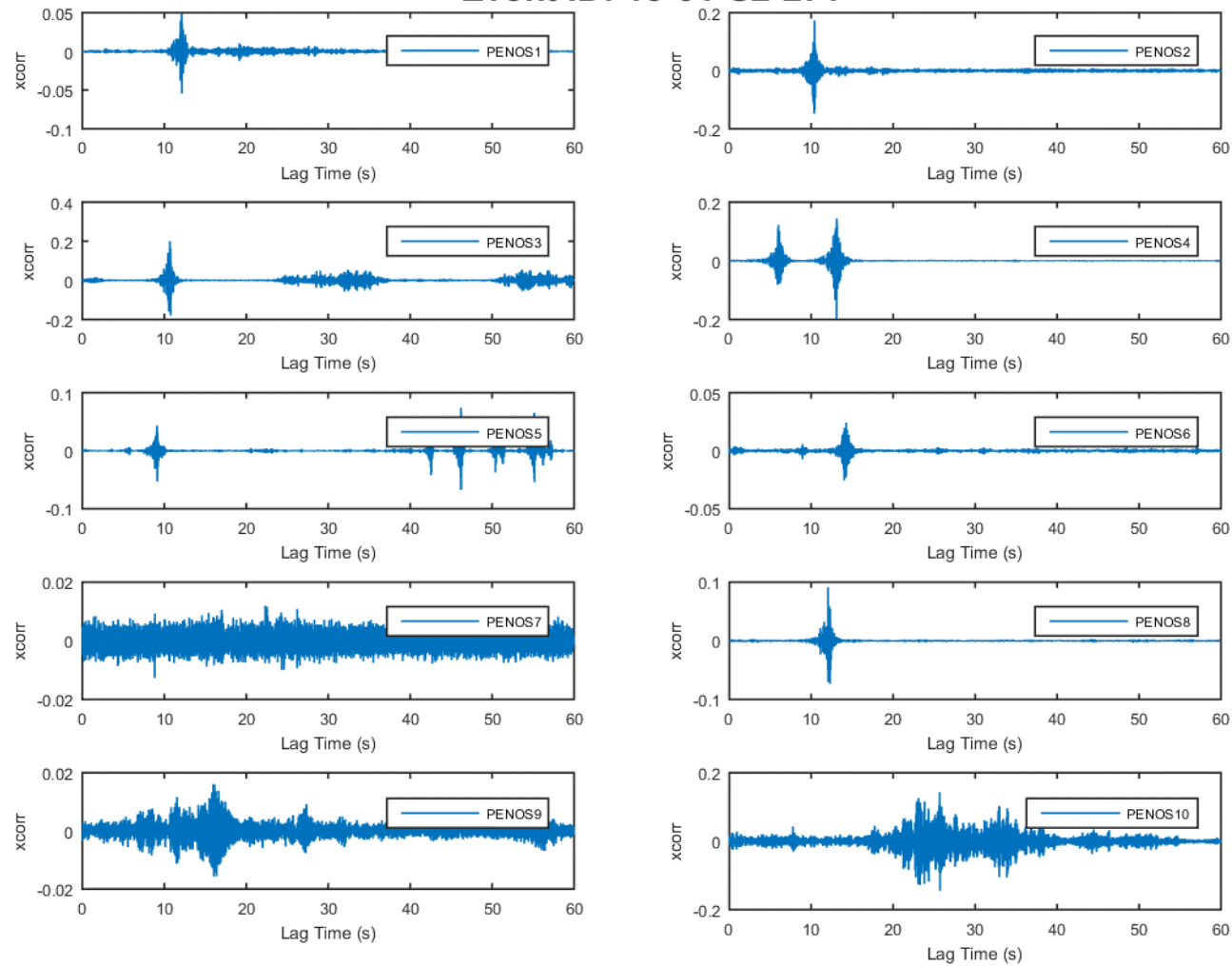


FIGURE 3.171: CROSS CORRELATION PEN_OS 1 - 10 15-01-S2-271

Peak Particle Velocity - Event ID: 15-01-S2-272

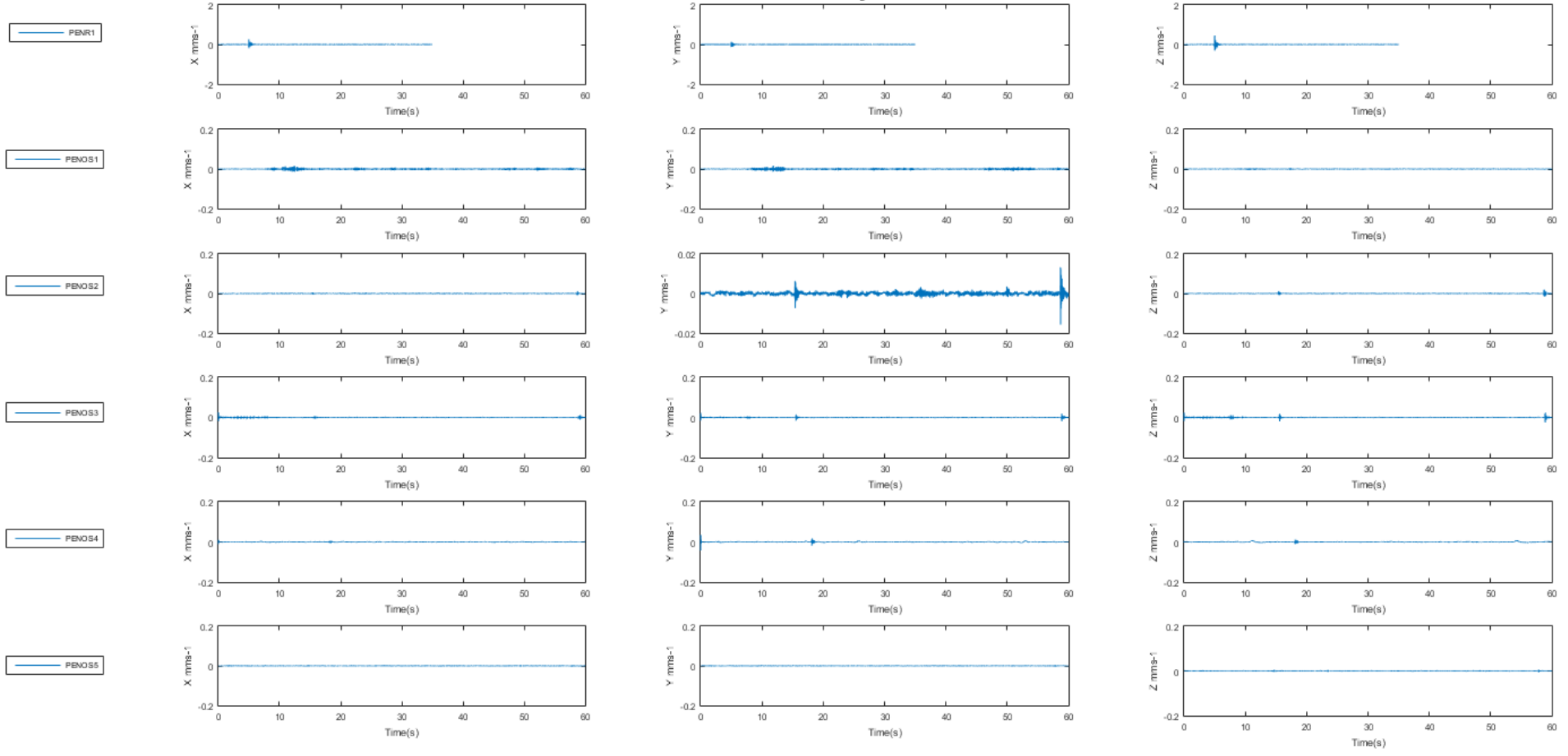


FIGURE 3.172: PEN_OS 1 - 5 15-01-S2-272

Peak Particle Velocity - Event ID: 15-01-S2-272

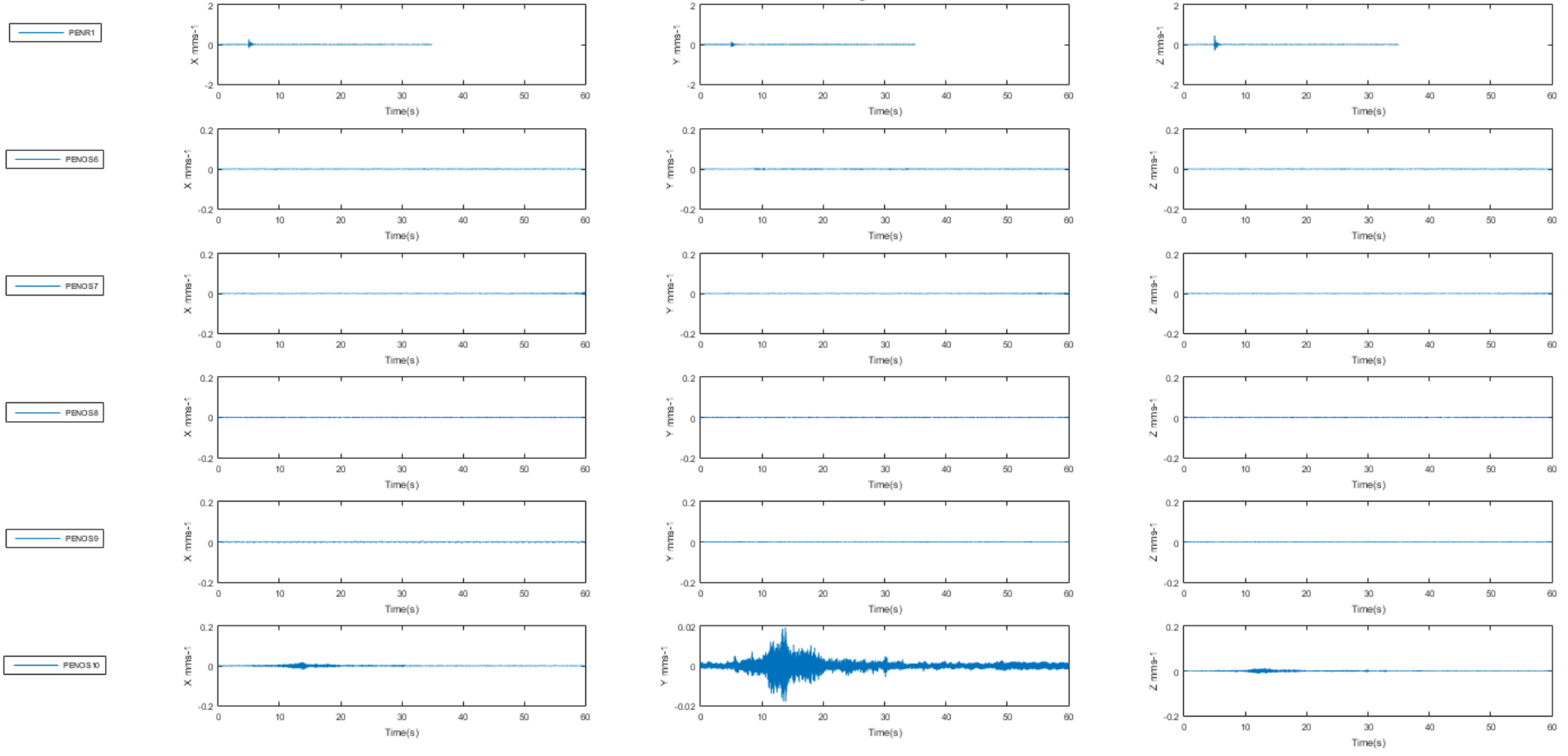


FIGURE 3.173: PEN_OS 6 - 10 15-01-S2-272

Event ID: 15-01-S2-272

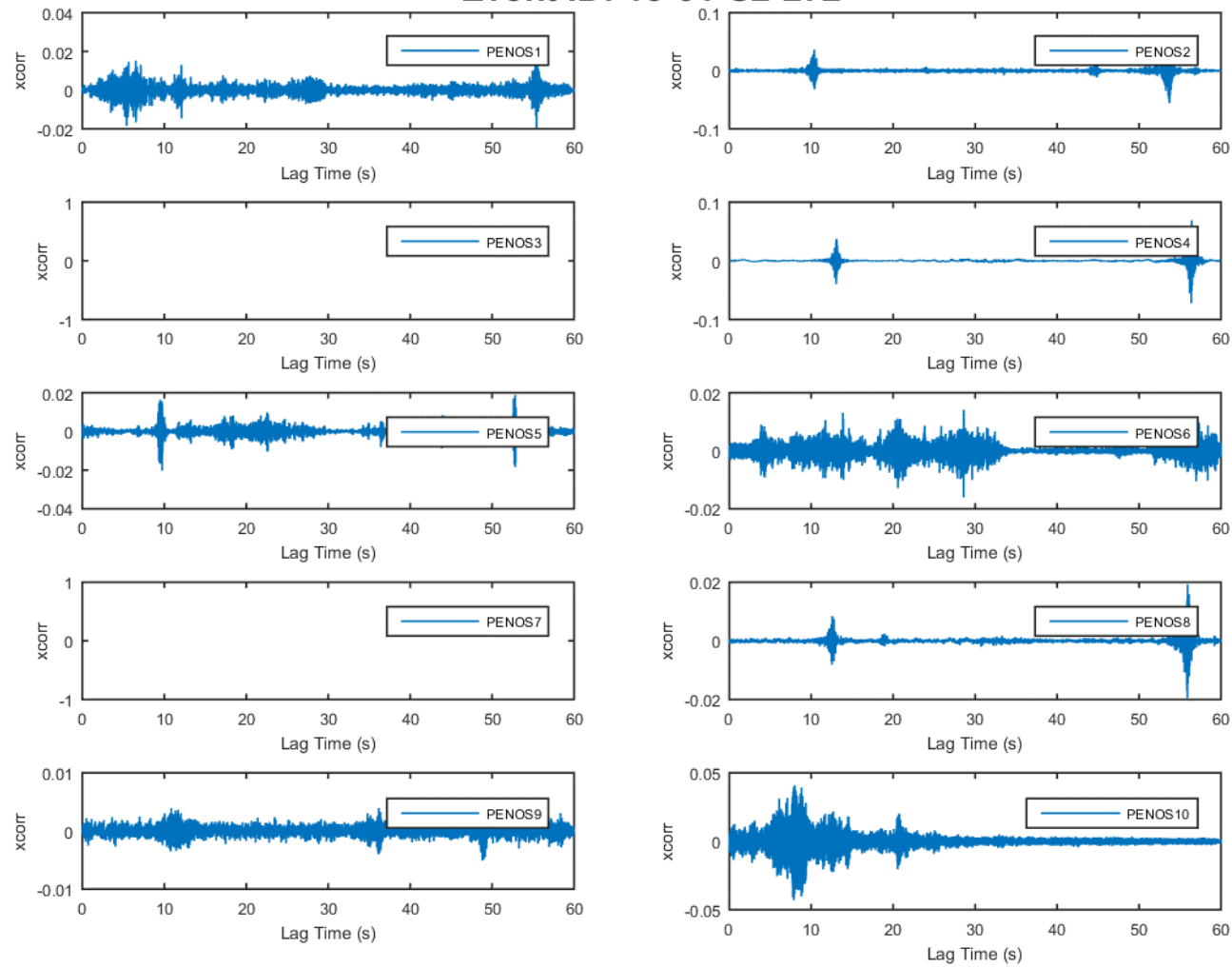


FIGURE 3.174: CROSS CORRELATION PEN_OS 1 - 10 15-01-S2-272

Peak Particle Velocity - Event ID: 15-01-S2-273

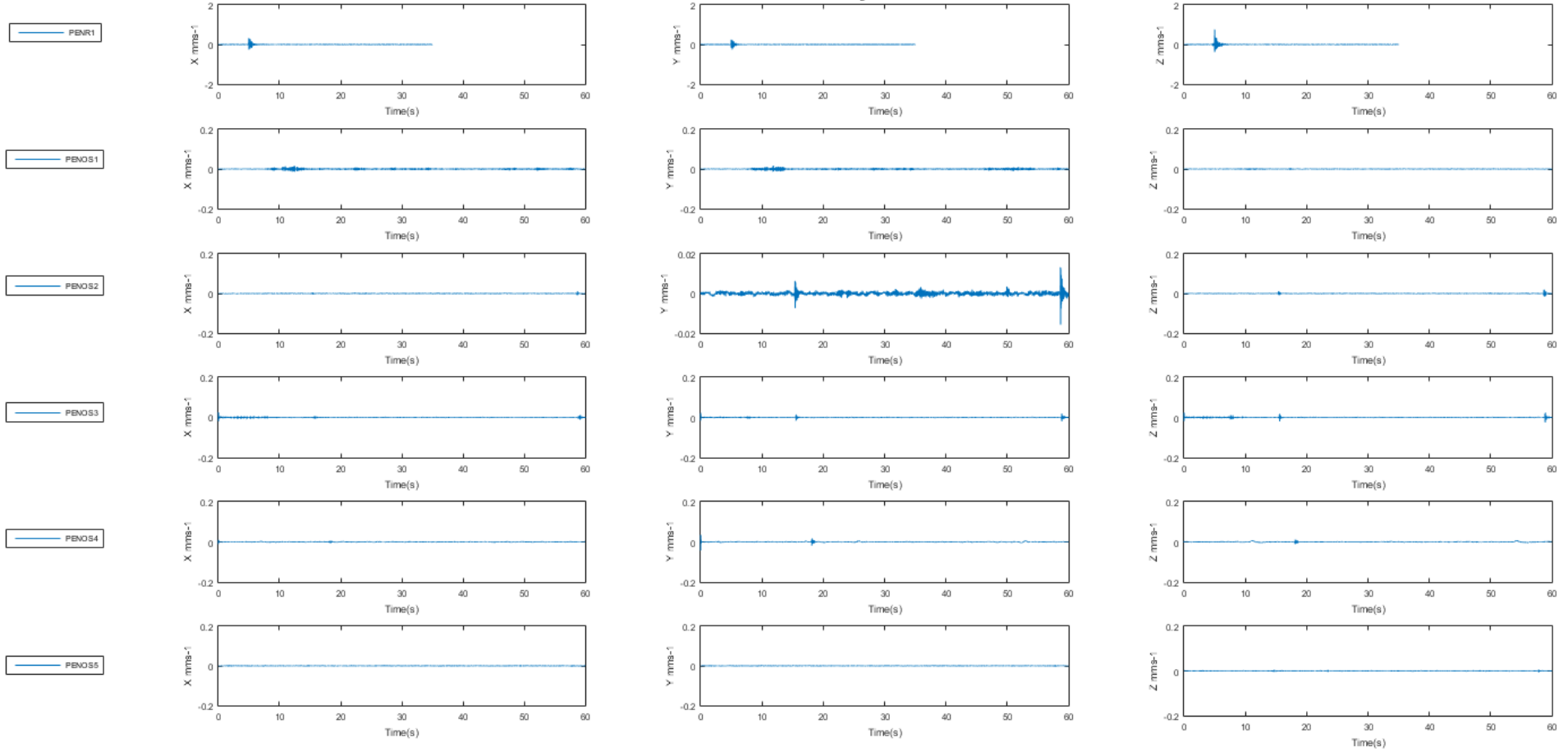


FIGURE 3.175: PEN_OS 1 - 5 15-01-S2-273

Peak Particle Velocity - Event ID: 15-01-S2-273

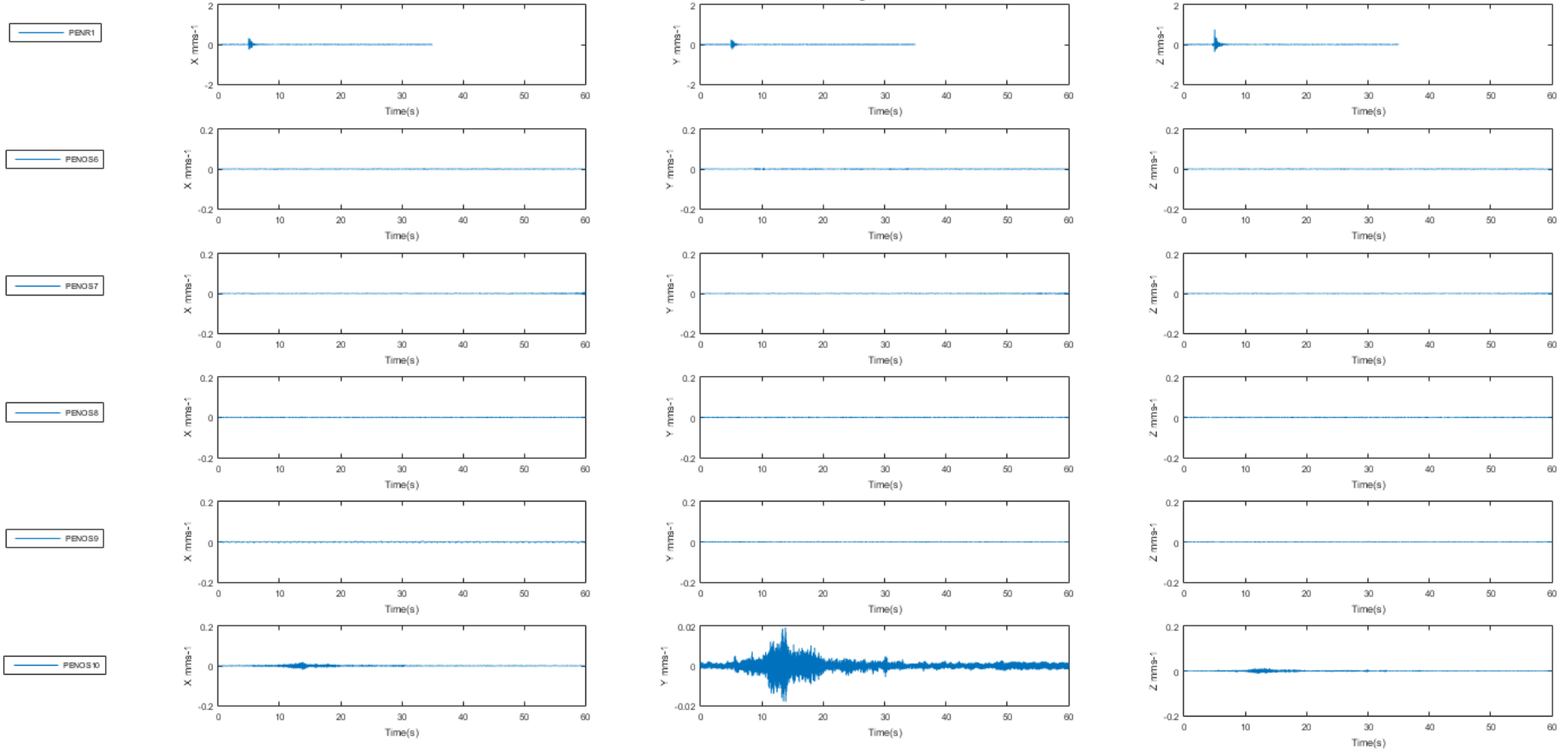


FIGURE 3.176: PEN_OS 6 - 10 15-01-S2-273

Event ID: 15-01-S2-273

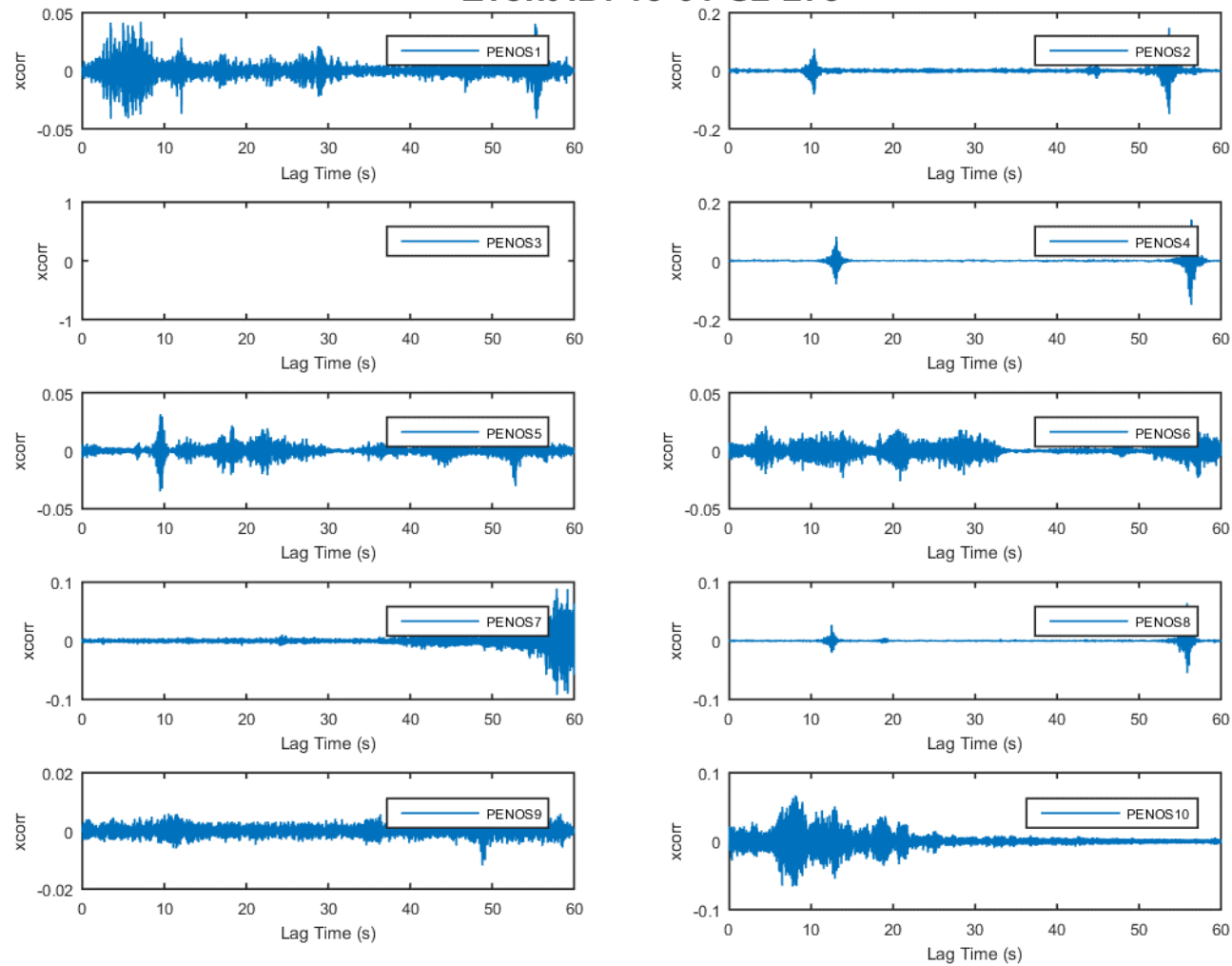


FIGURE 3.177: CROSS CORRELATION PEN_OS 1 - 10 15-01-S2-273

Peak Particle Velocity - Event ID: 15-01-S2-282

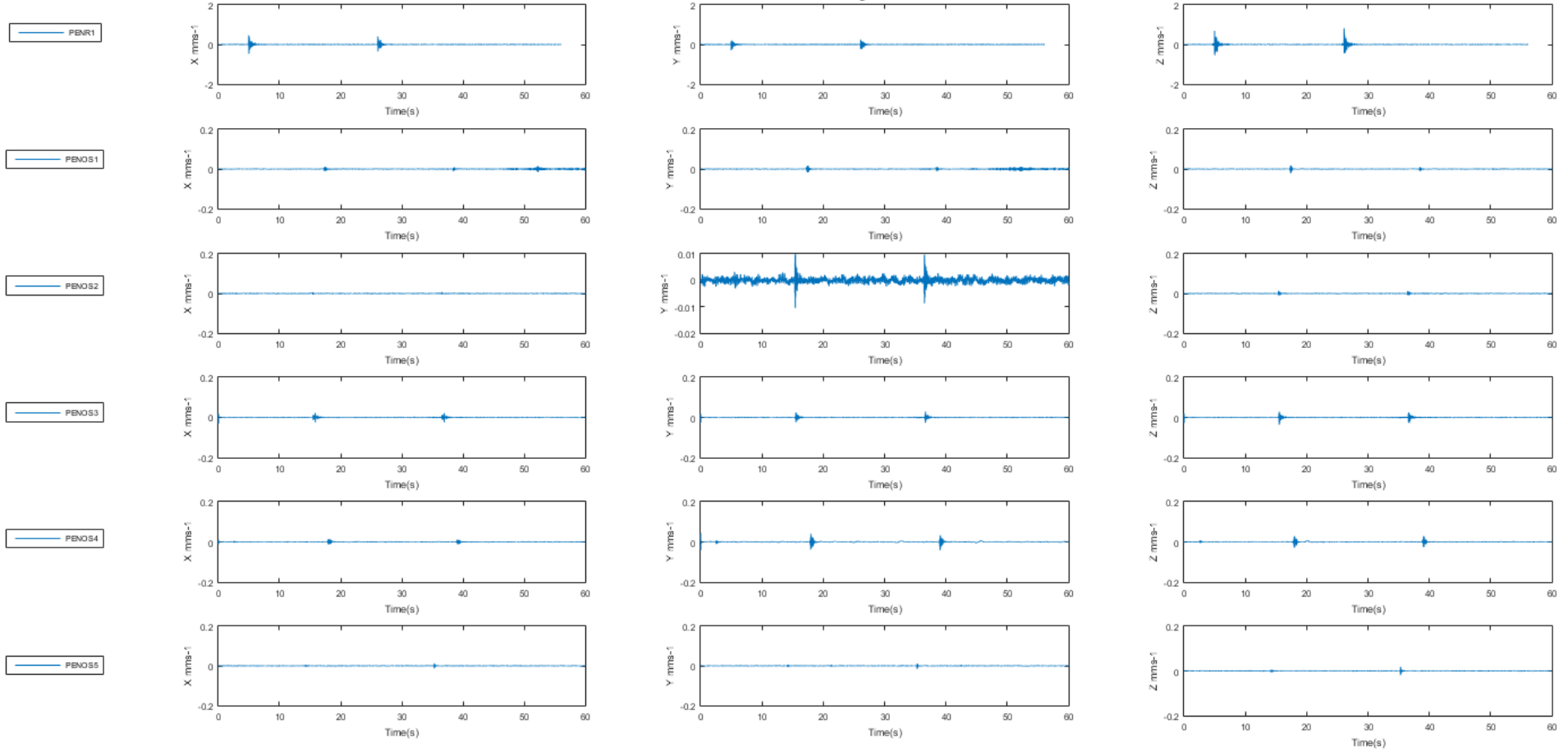


FIGURE 3.178: PEN_OS 1 - 5 15-01-S2-282

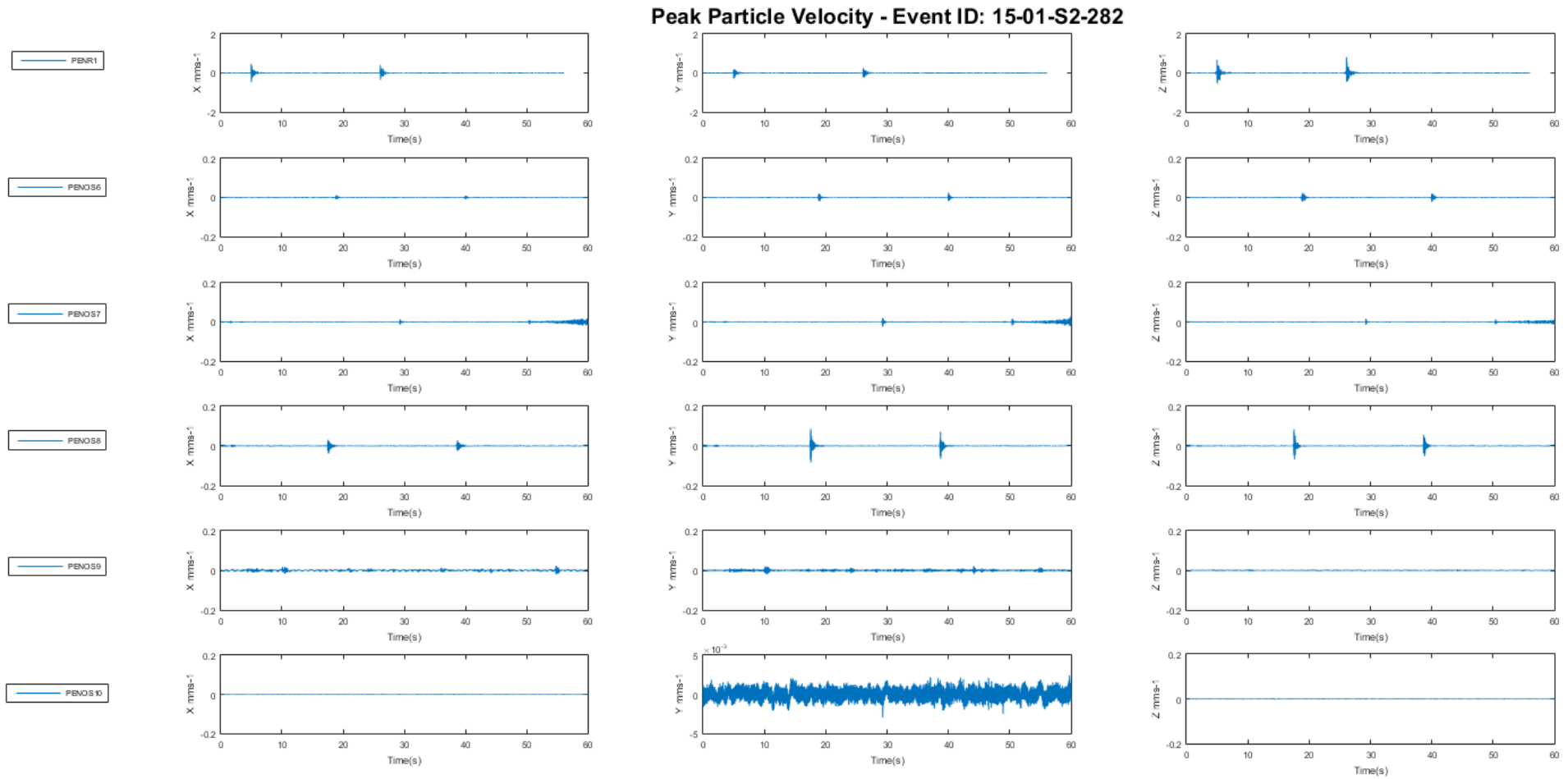


FIGURE 3.179: PEN_OS 6 - 10 15-01-S2-282

Event ID: 15-01-S2-282

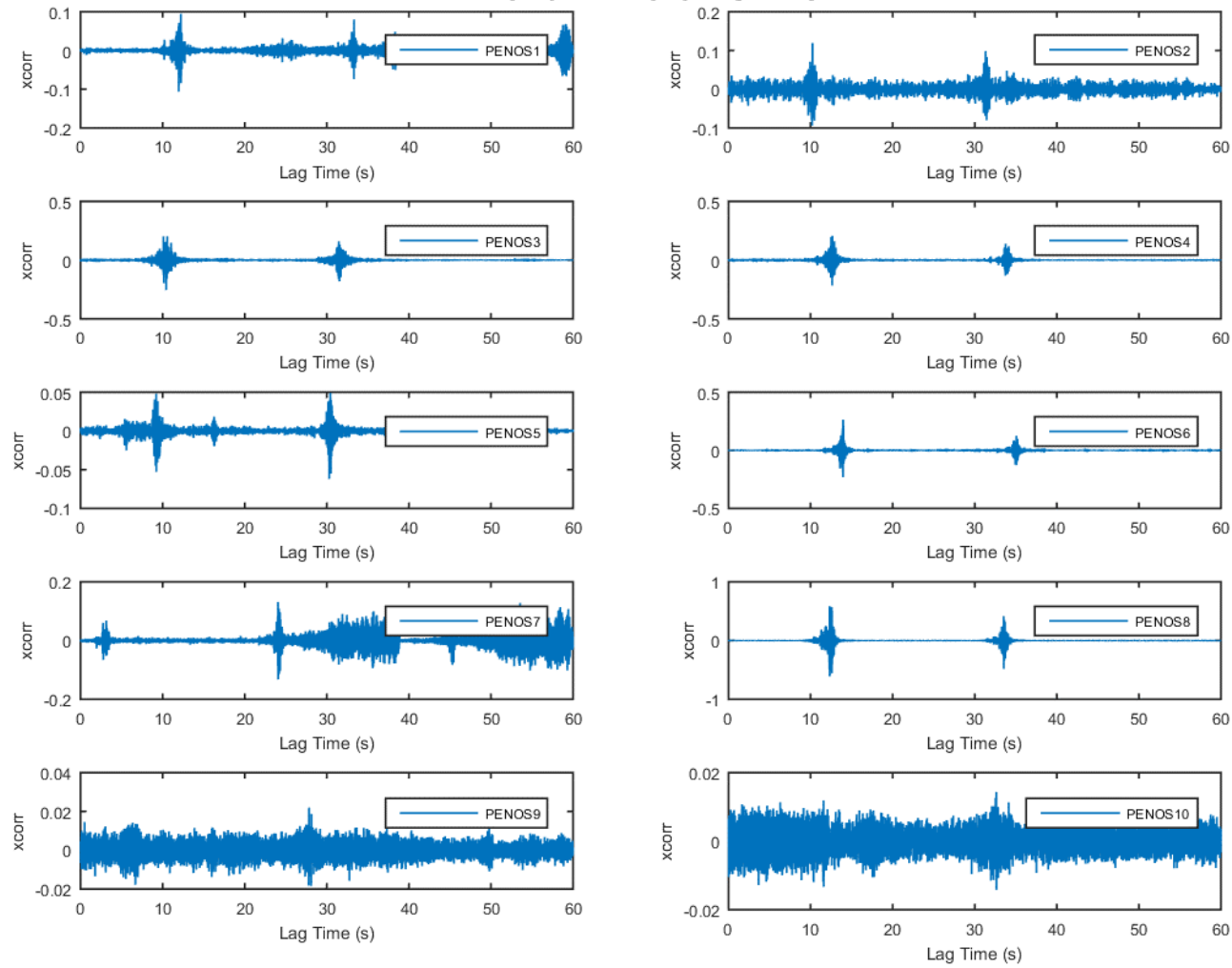


FIGURE 3.180: CROSS CORRELATION PEN_OS 1 - 10 15-01-S2-282

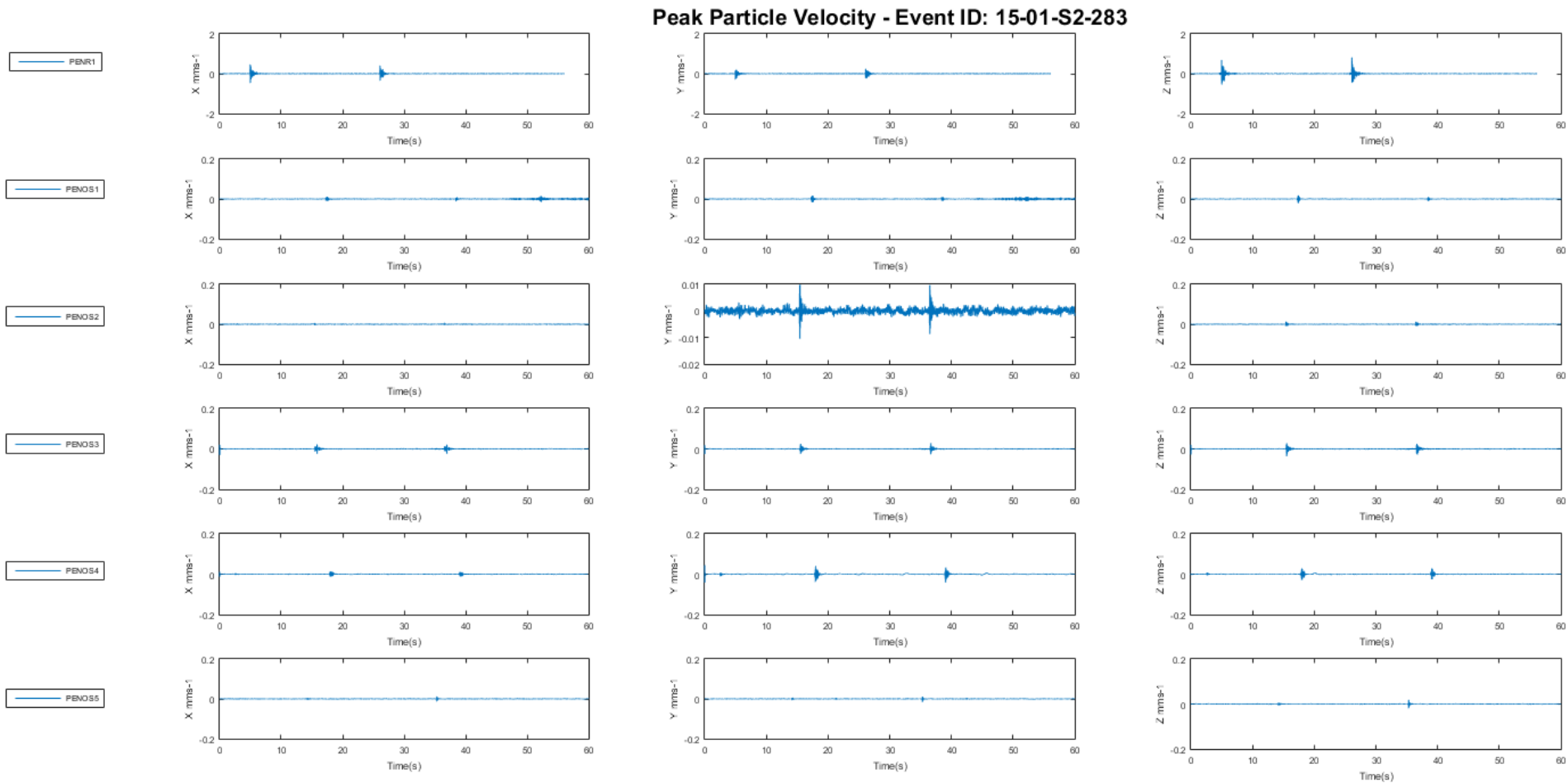


FIGURE 3.181: PEN_OS 1 - 5 15-01-S2-283

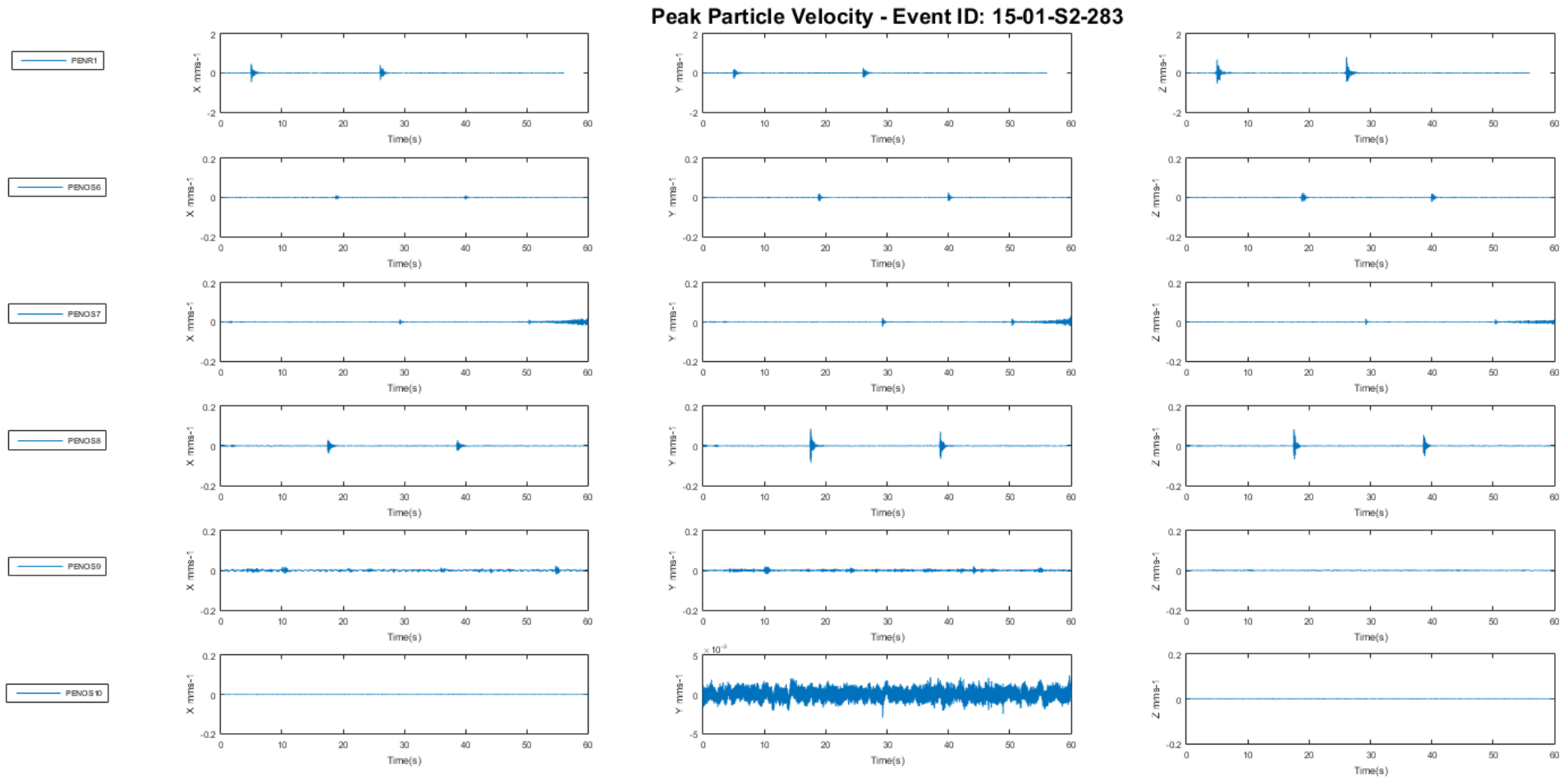


FIGURE 3.182: PEN_OS 6 - 10 15-01-S2-283

Event ID: 15-01-S2-283

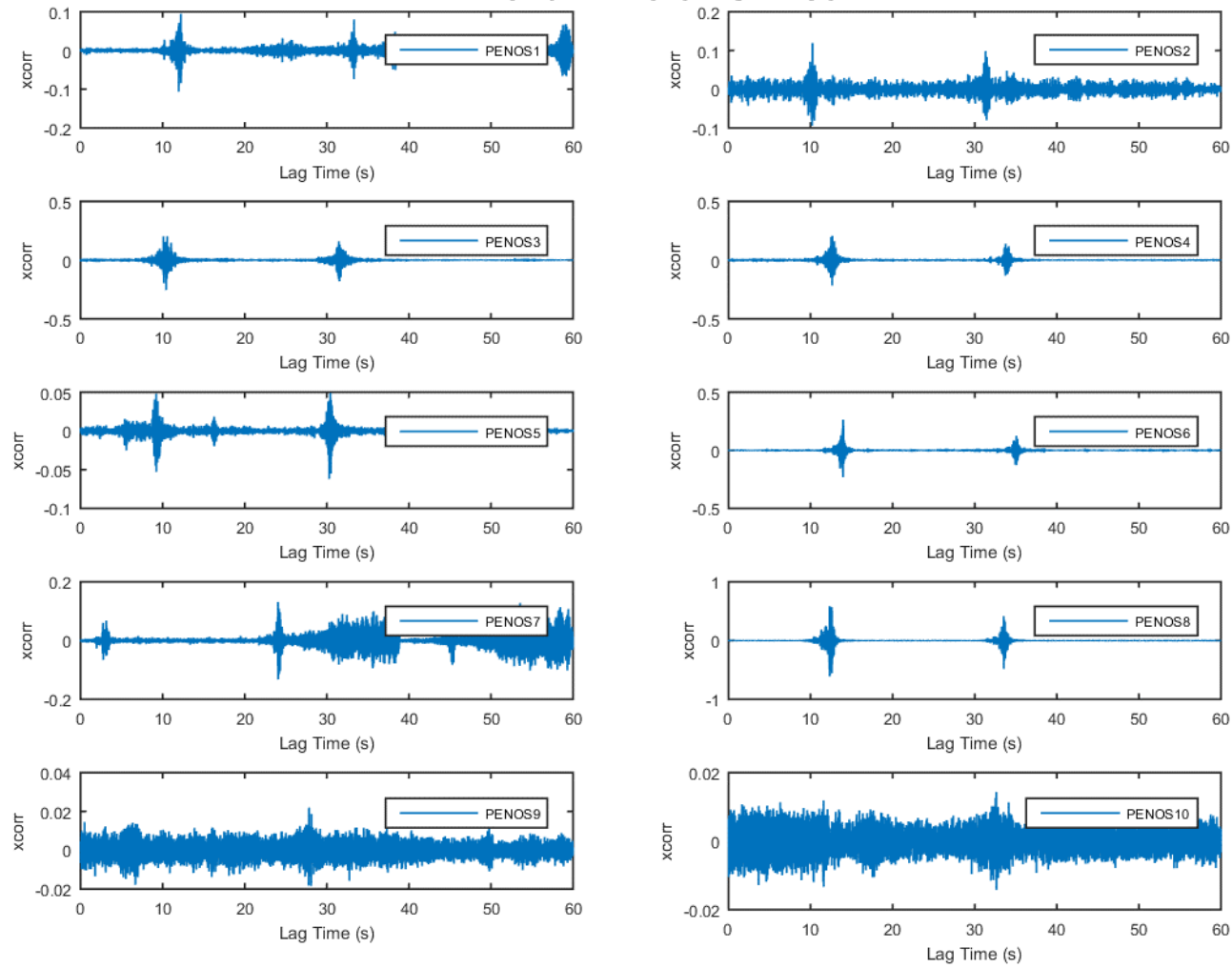


FIGURE 3.183: CROSS CORRELATION PEN_OS 1 - 10 15-01-S2-283

Peak Particle Velocity - Event ID: 15-01-S2-284

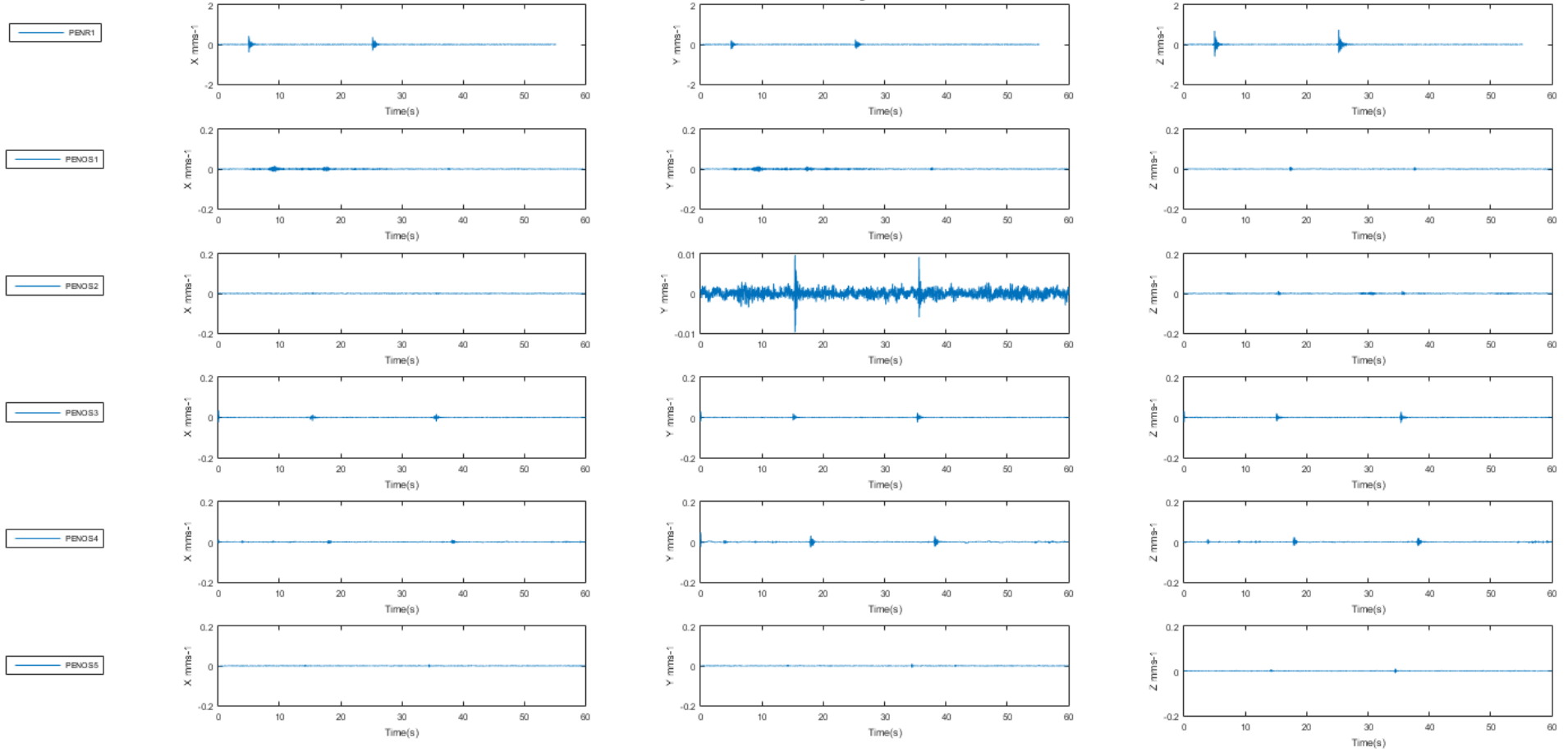


FIGURE 3.184: PEN_OS 1 - 5 15-01-S2-284

Peak Particle Velocity - Event ID: 15-01-S2-284

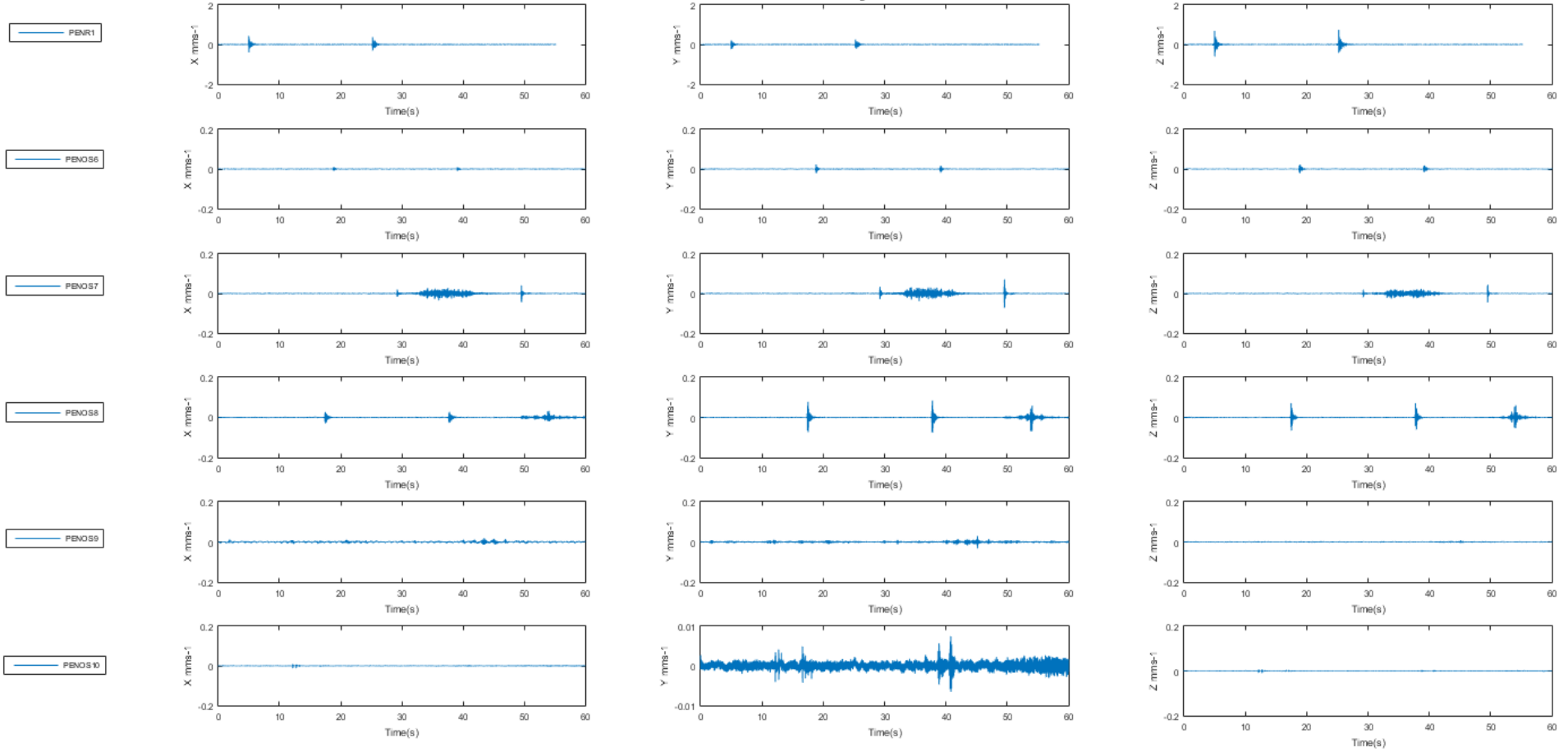


FIGURE 3.185: PEN_OS 6 - 10 15-01-S2-284

Event ID: 15-01-S2-284

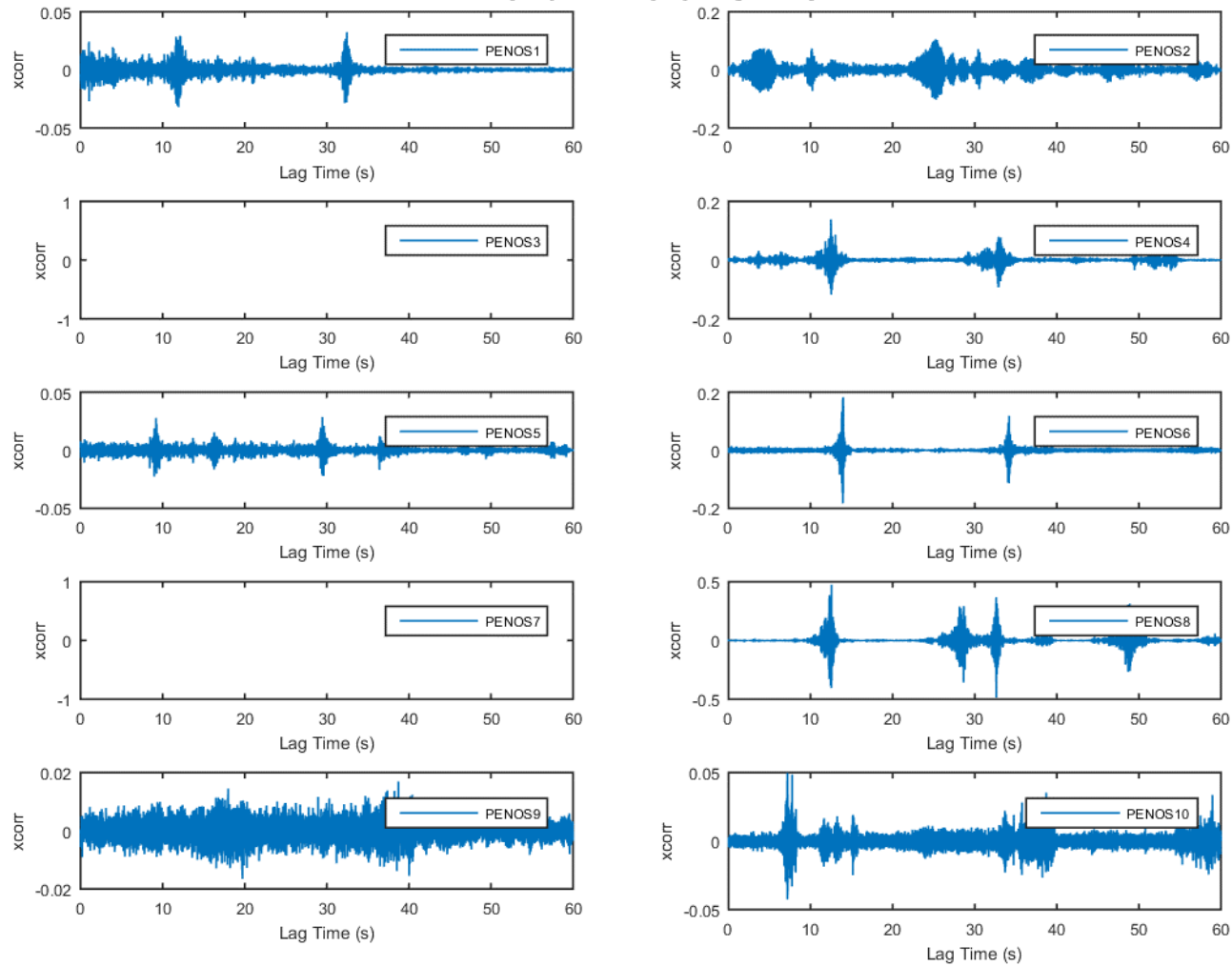


FIGURE 3.186: CROSS CORRELATION PEN_OS 1 - 10 15-01-S2-284

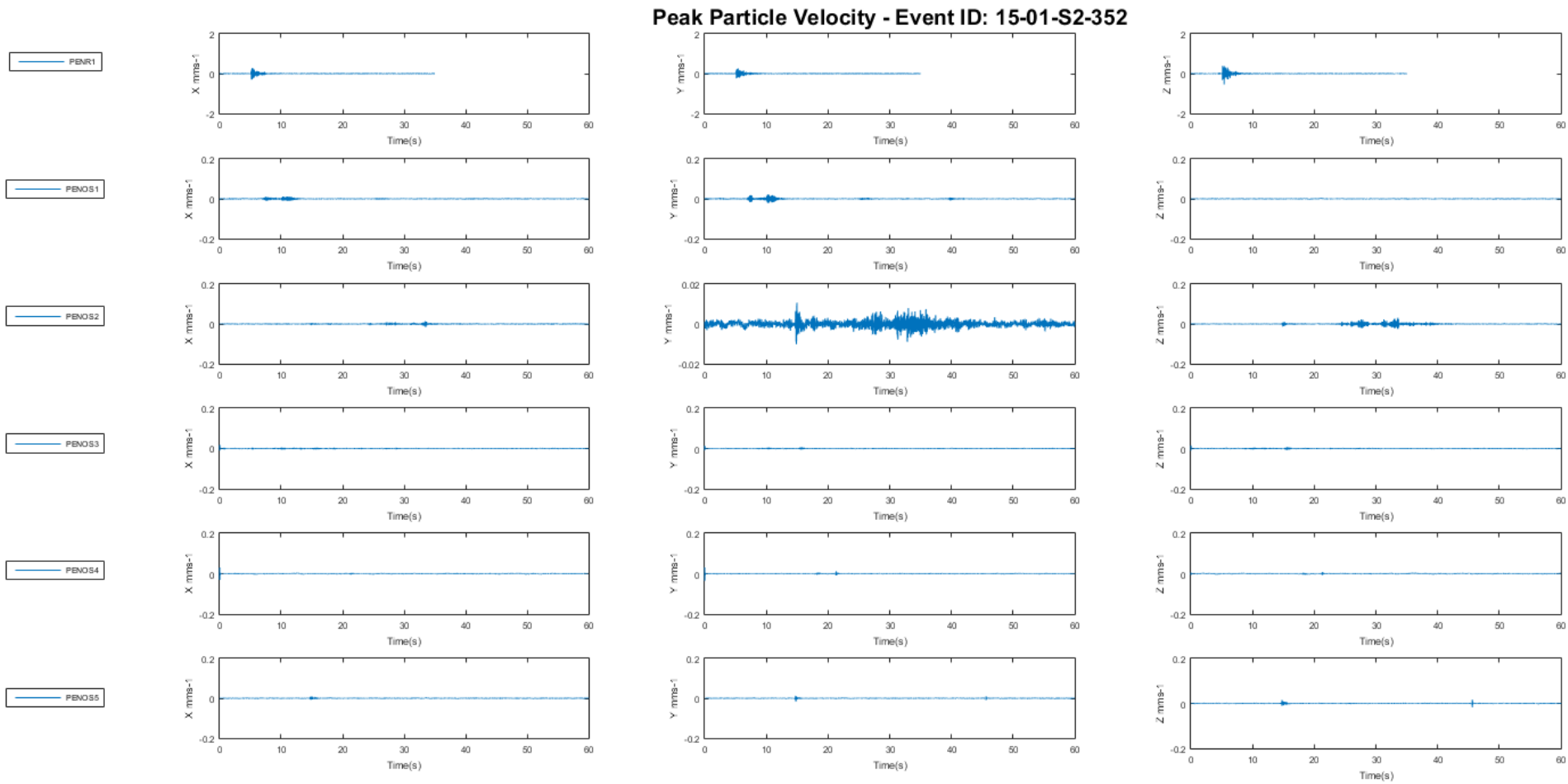


FIGURE 3.187: PEN_OS 1 - 5 15-01-S2-352

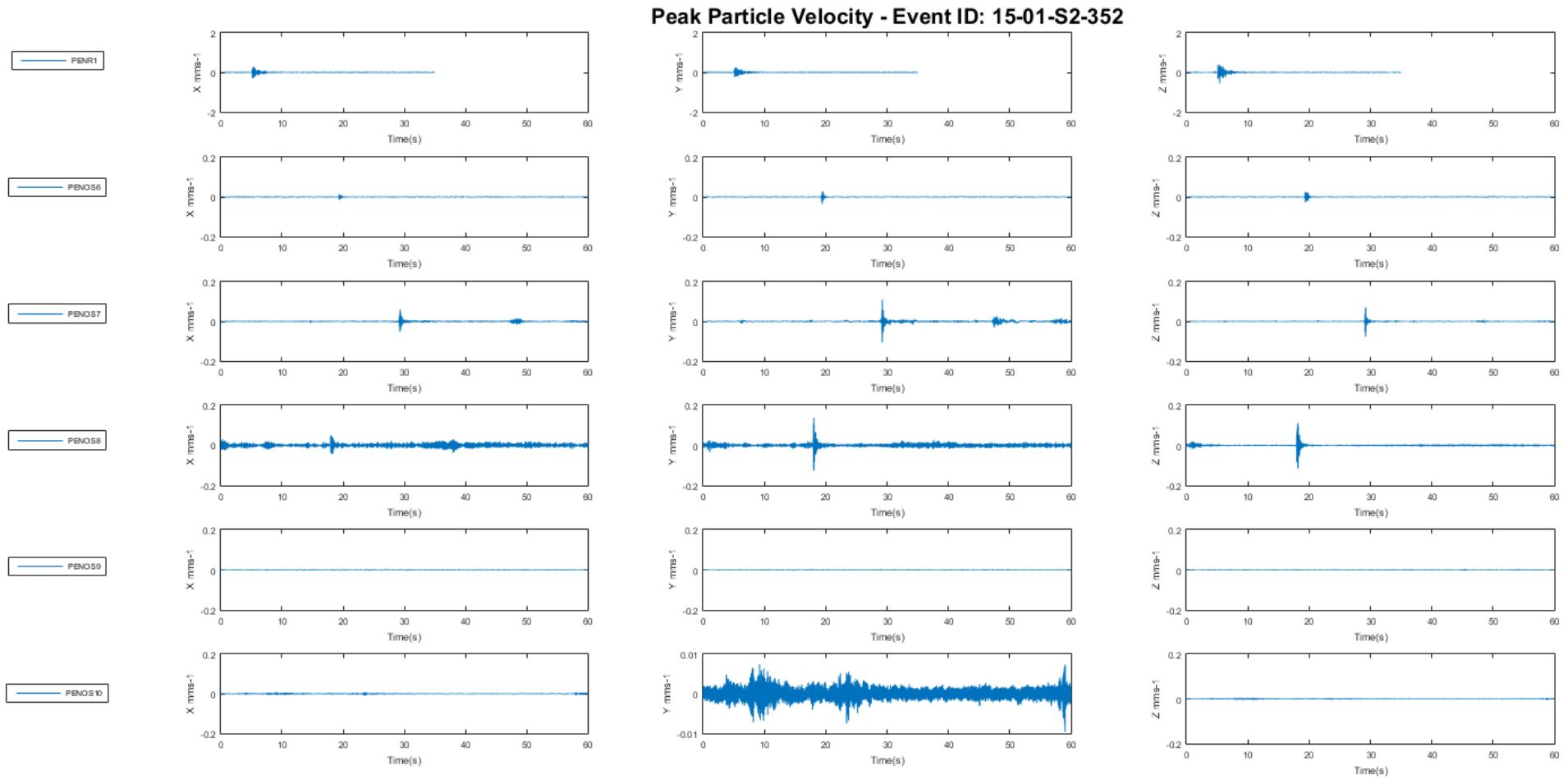


FIGURE 3.188: PEN_OS 6 - 10 15-01-S2-352

Event ID: 15-01-S2-352

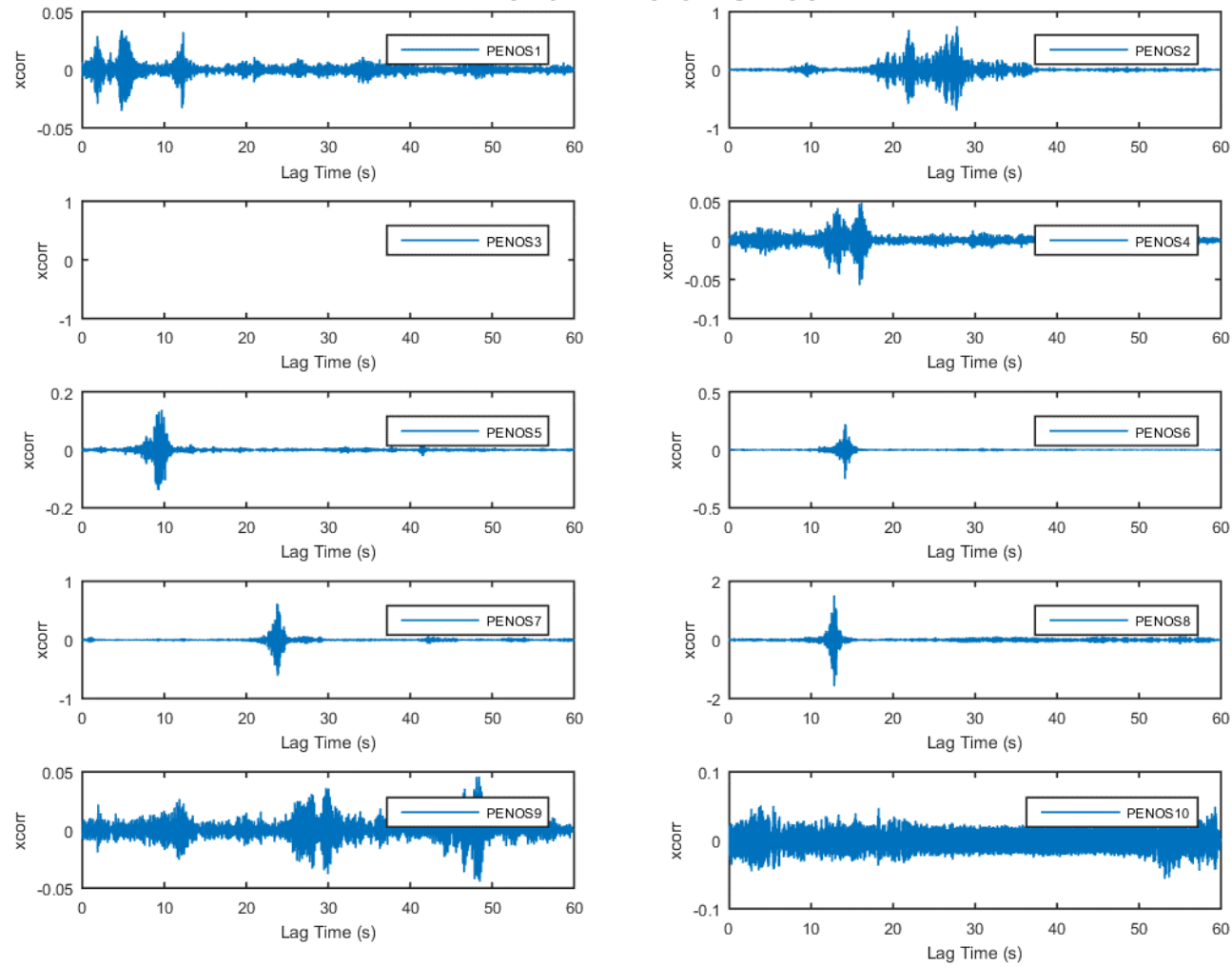


FIGURE 3.189: CROSS CORRELATION PEN_OS 1 - 10 15-01-S2-352

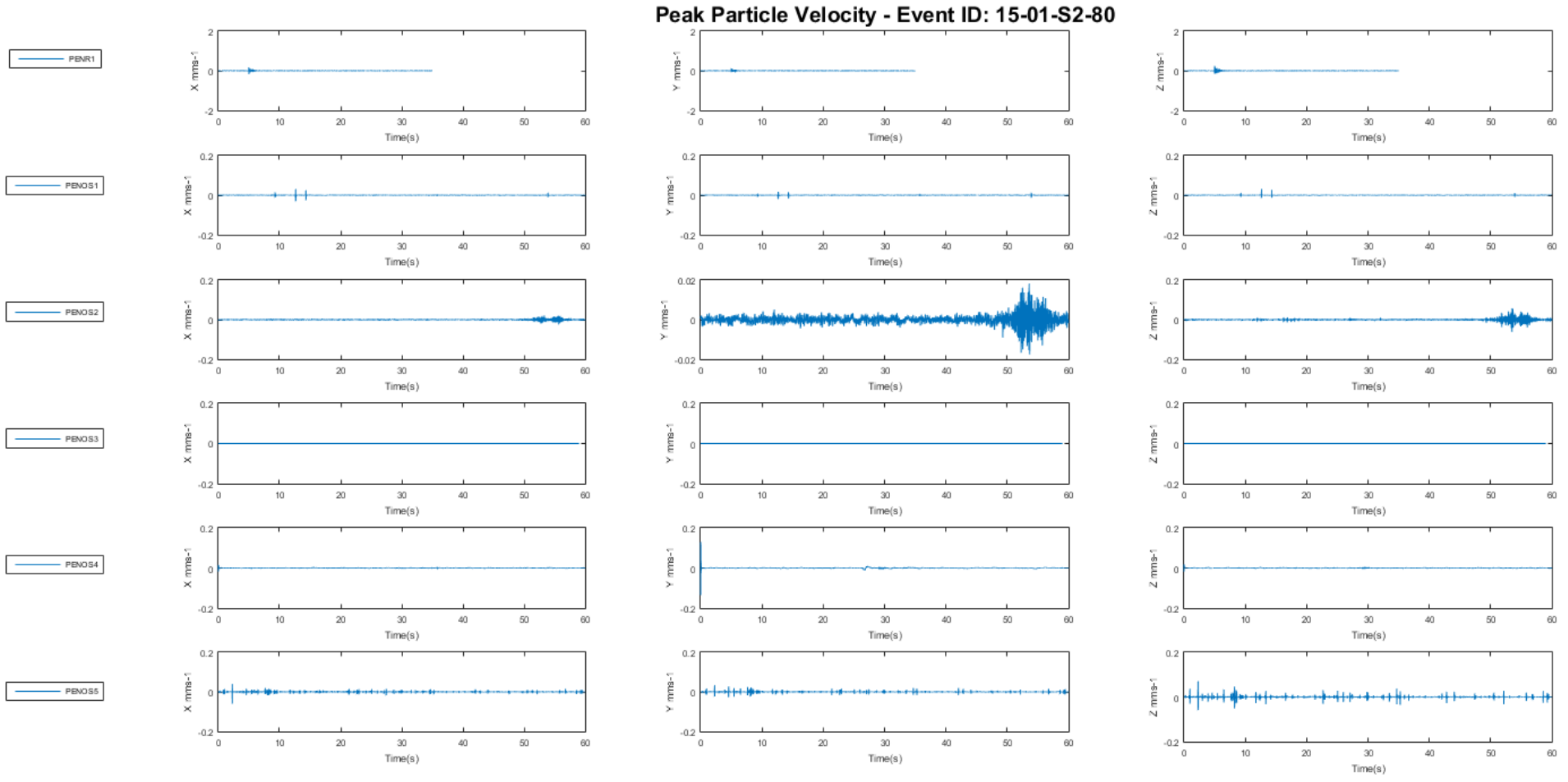


FIGURE 3.190: PEN_OS 1 - 5 15-01-S2-80

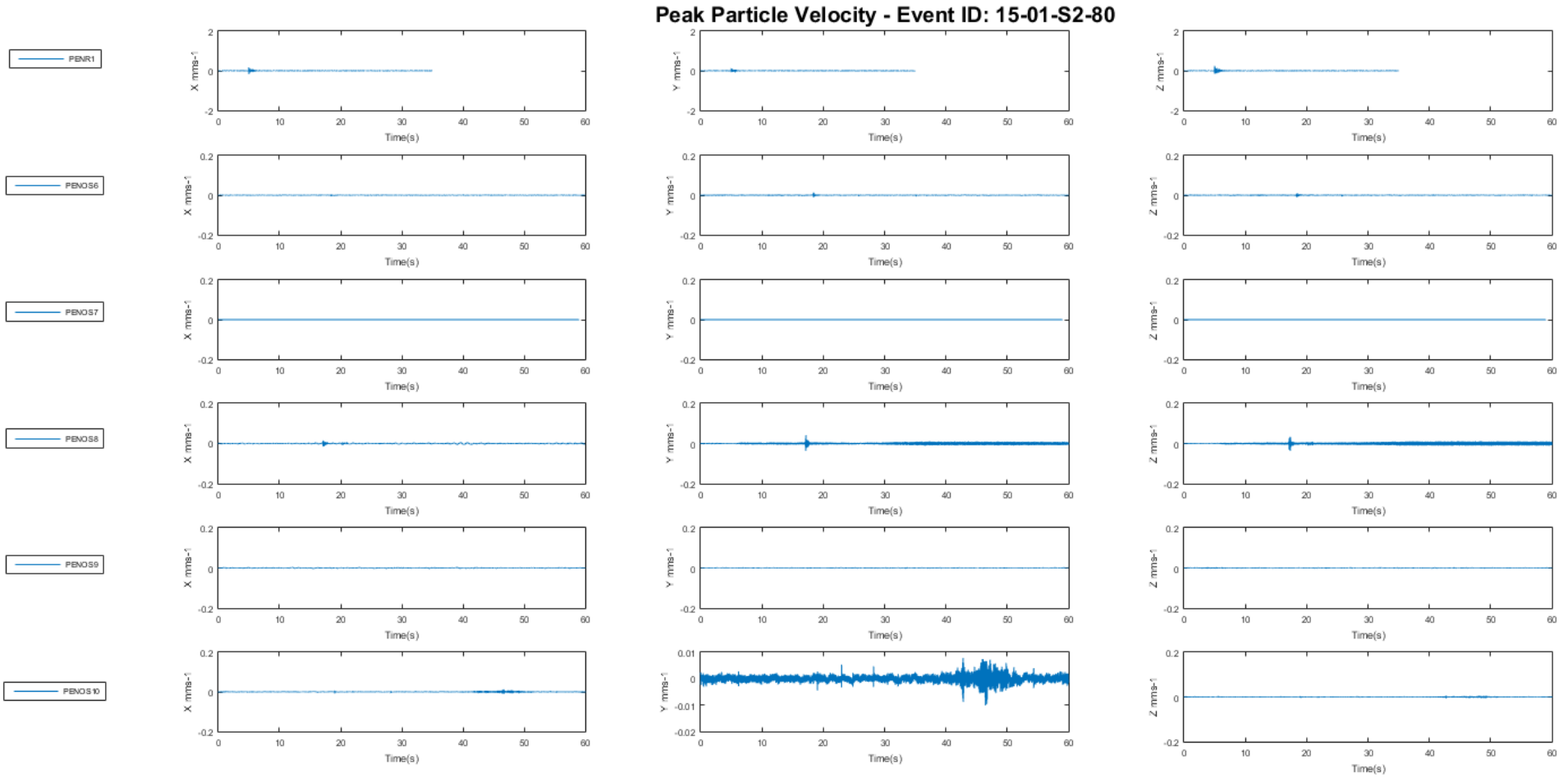


FIGURE 3.191: PEN_OS 6 - 10 15-01-S2-80

Event ID: 15-01-S2-80

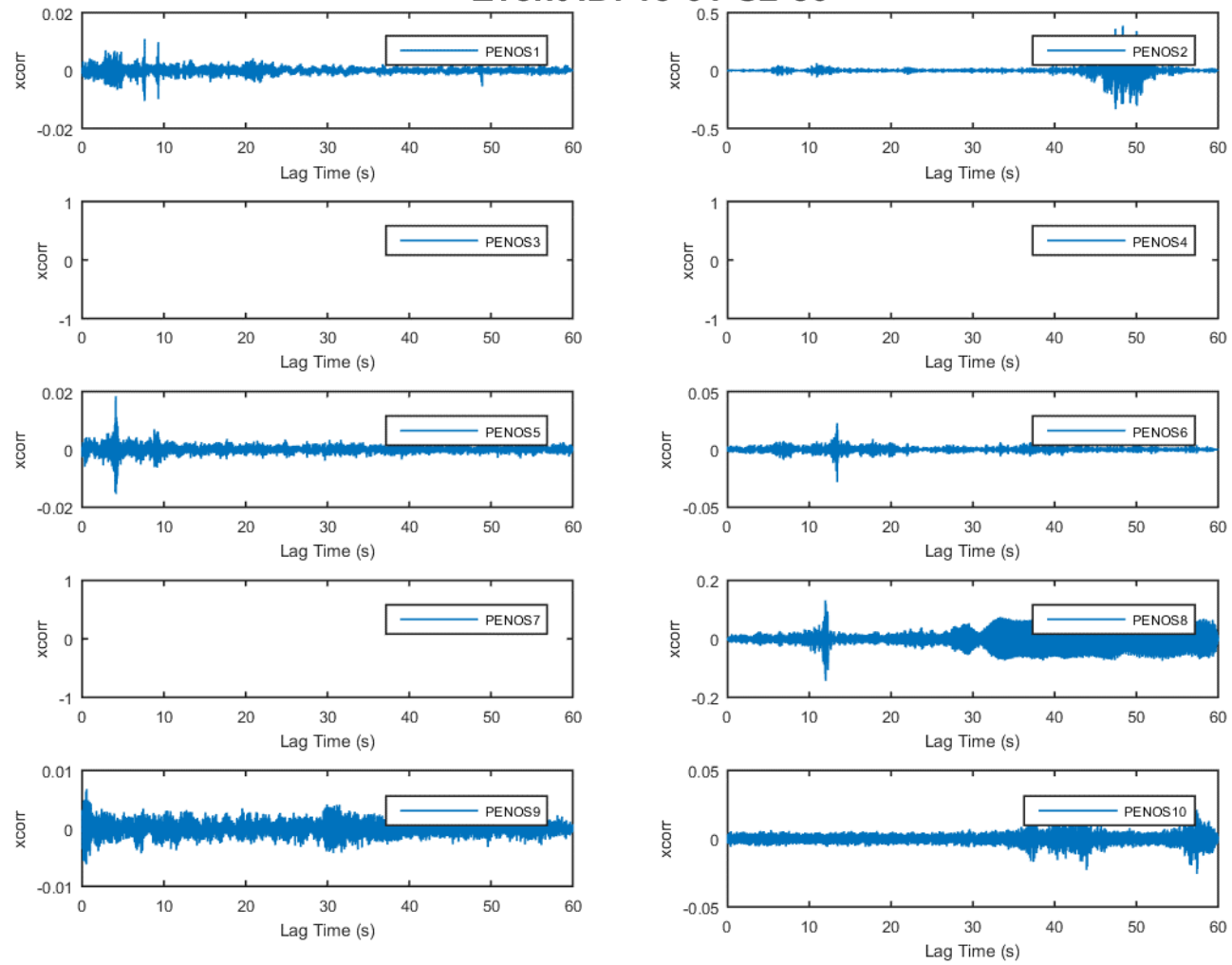


FIGURE 3.192: CROSS CORRELATION PEN_OS 1 - 10 15-01-S2-80

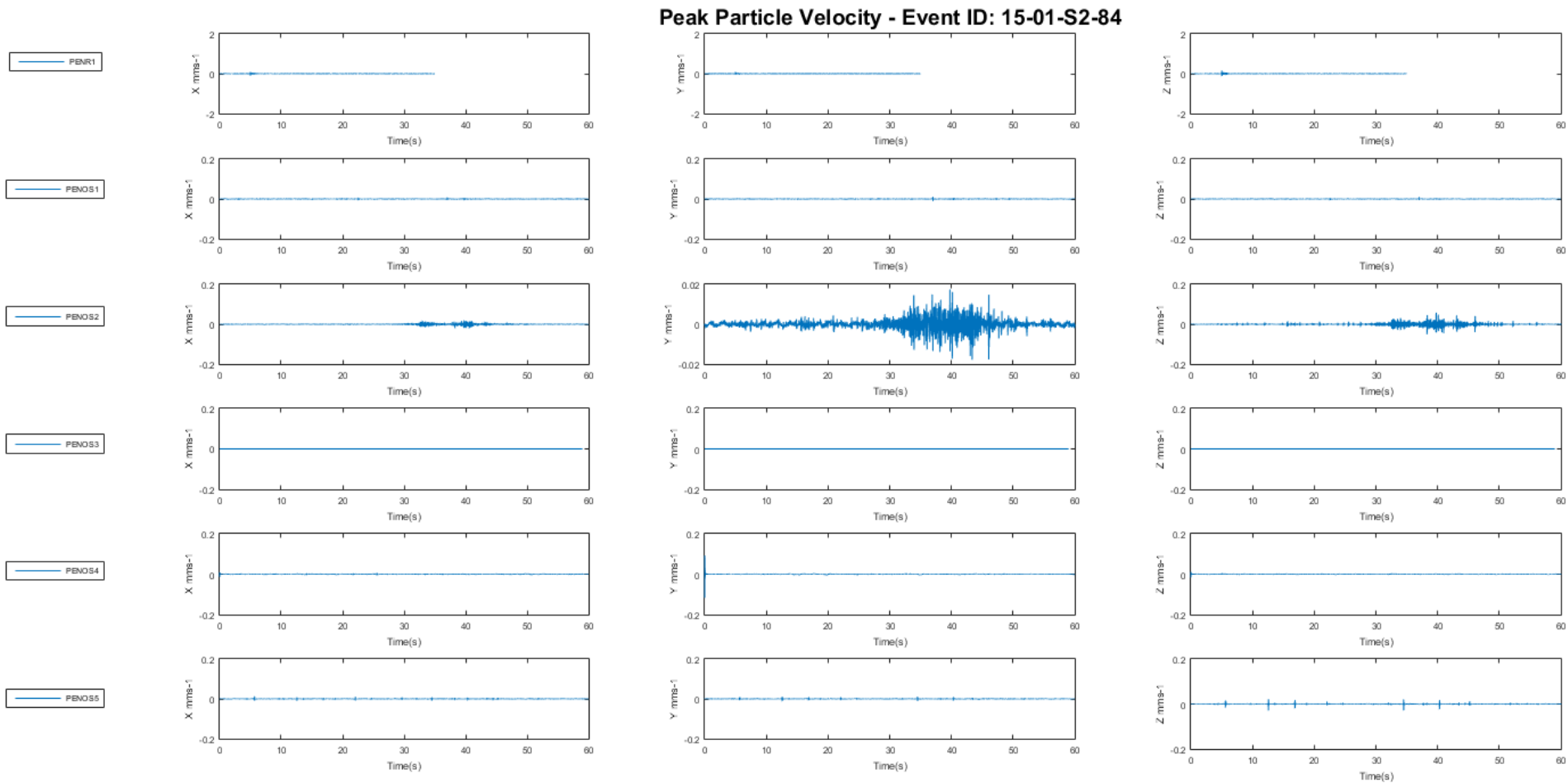


FIGURE 3.193: PEN_OS 1 - 5 15-01-S2-84

Peak Particle Velocity - Event ID: 15-01-S2-84

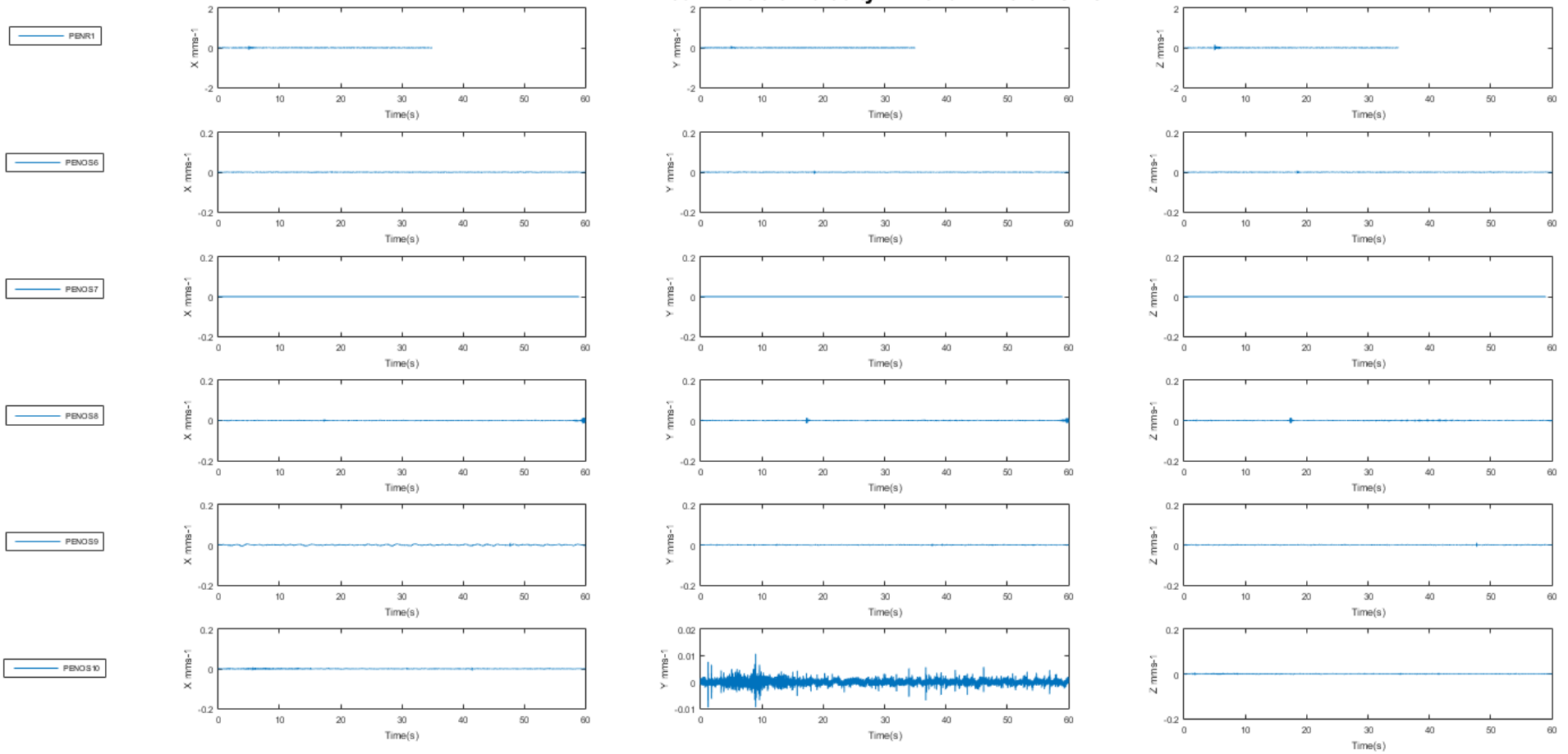


FIGURE 3.194: PEN_OS 6 - 10 15-01-S2-84

Event ID: 15-01-S2-84

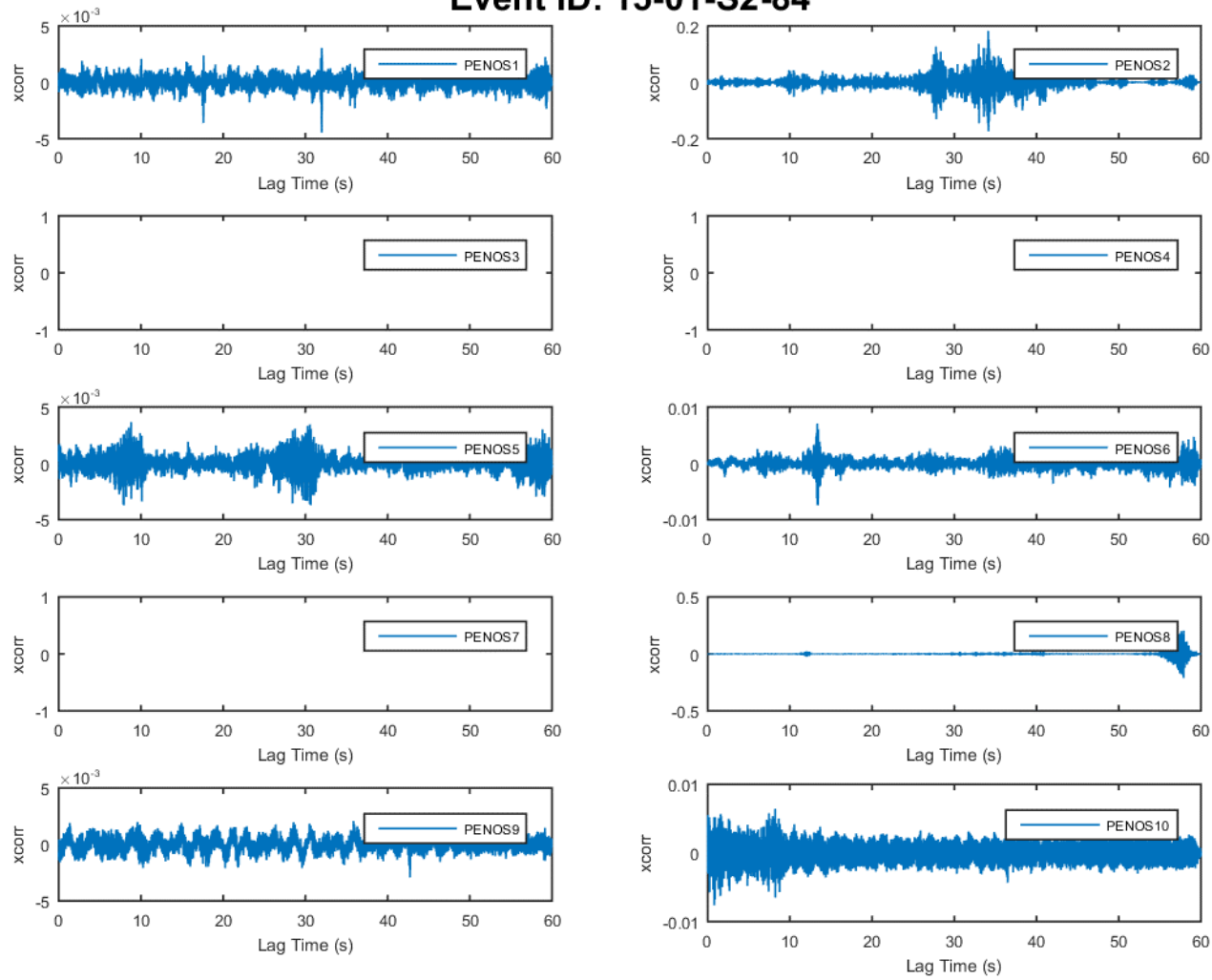


FIGURE 3.195: CROSS CORRELATION PEN_OS 1 - 10 15-01-S2-84

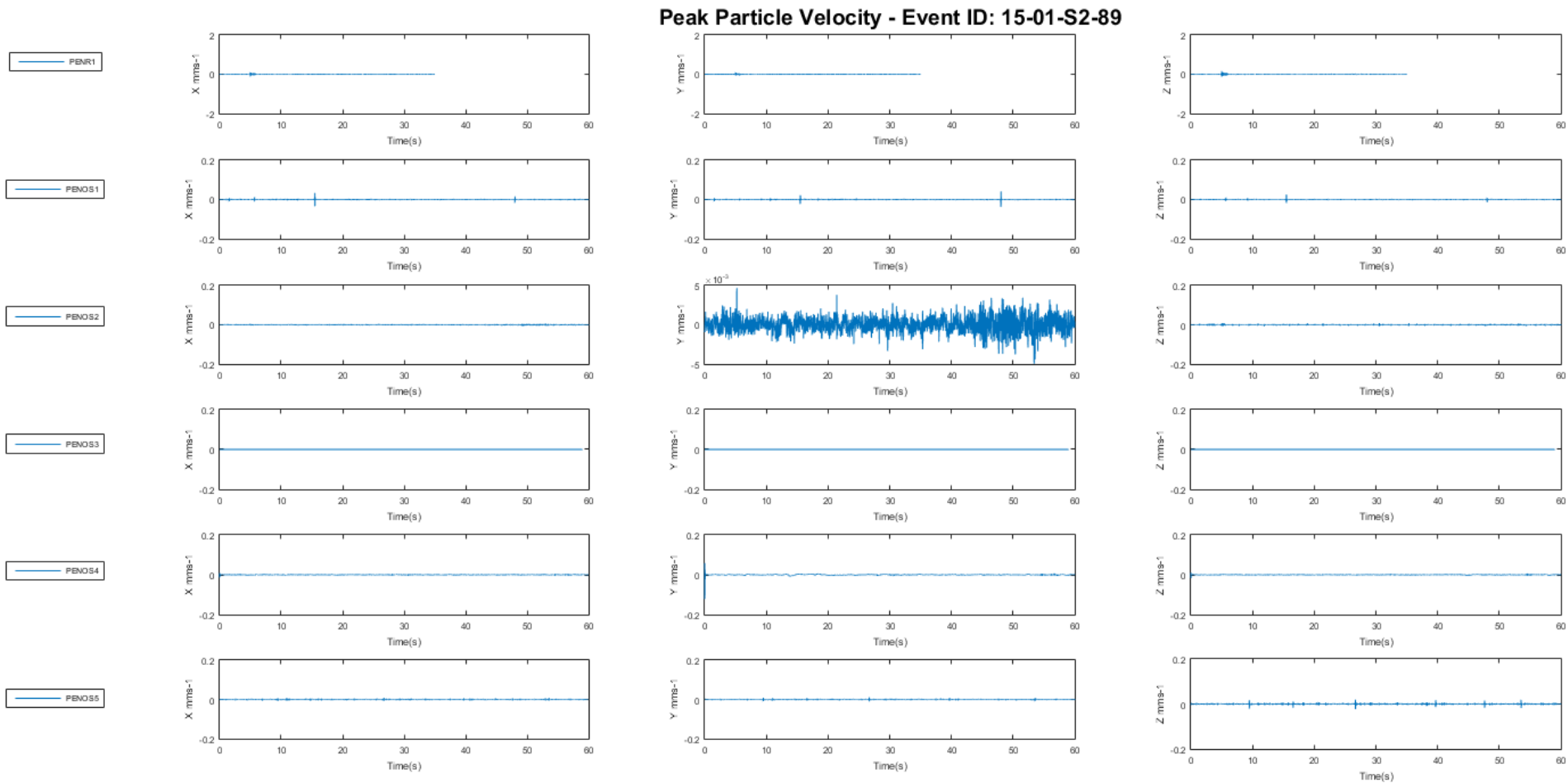


FIGURE 3.196: PEN_OS 1 - 5 15-01-S2-89

Peak Particle Velocity - Event ID: 15-01-S2-89

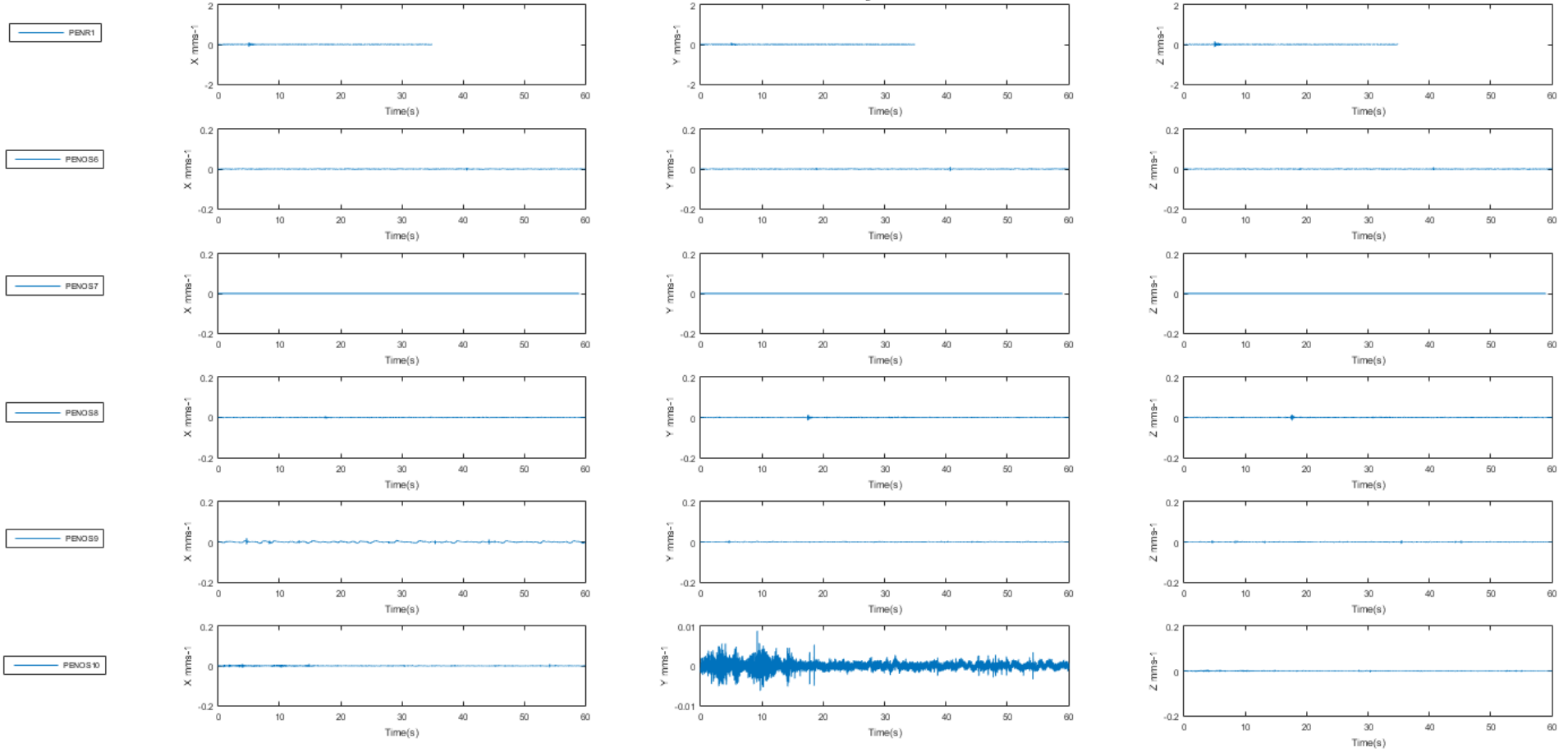


FIGURE 3.197: PEN_OS 6 - 10 15-01-S2-89

Event ID: 15-01-S2-89

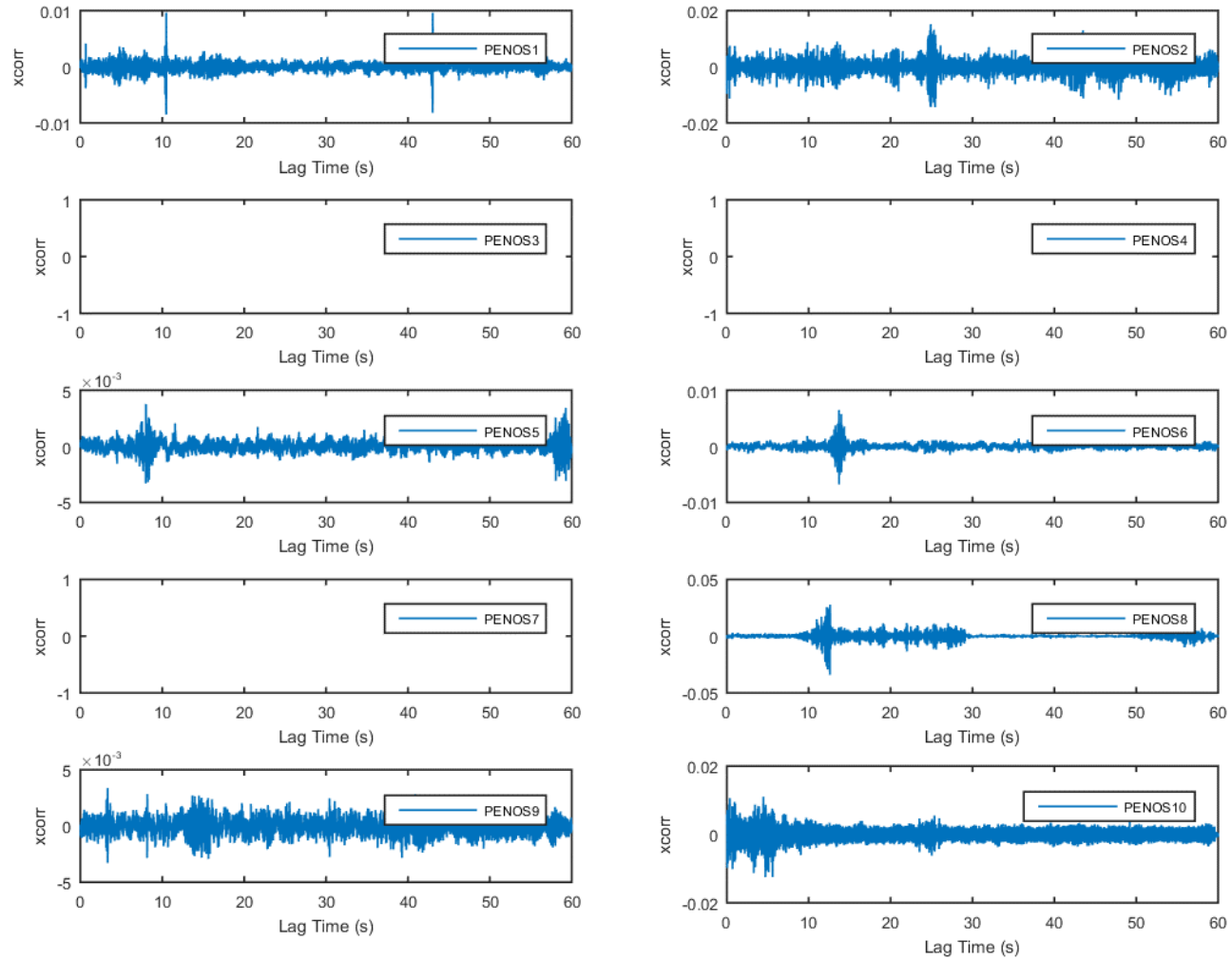


FIGURE 3.198: CROSS CORRELATION PEN_OS 1 - 10 15-01-S2-89

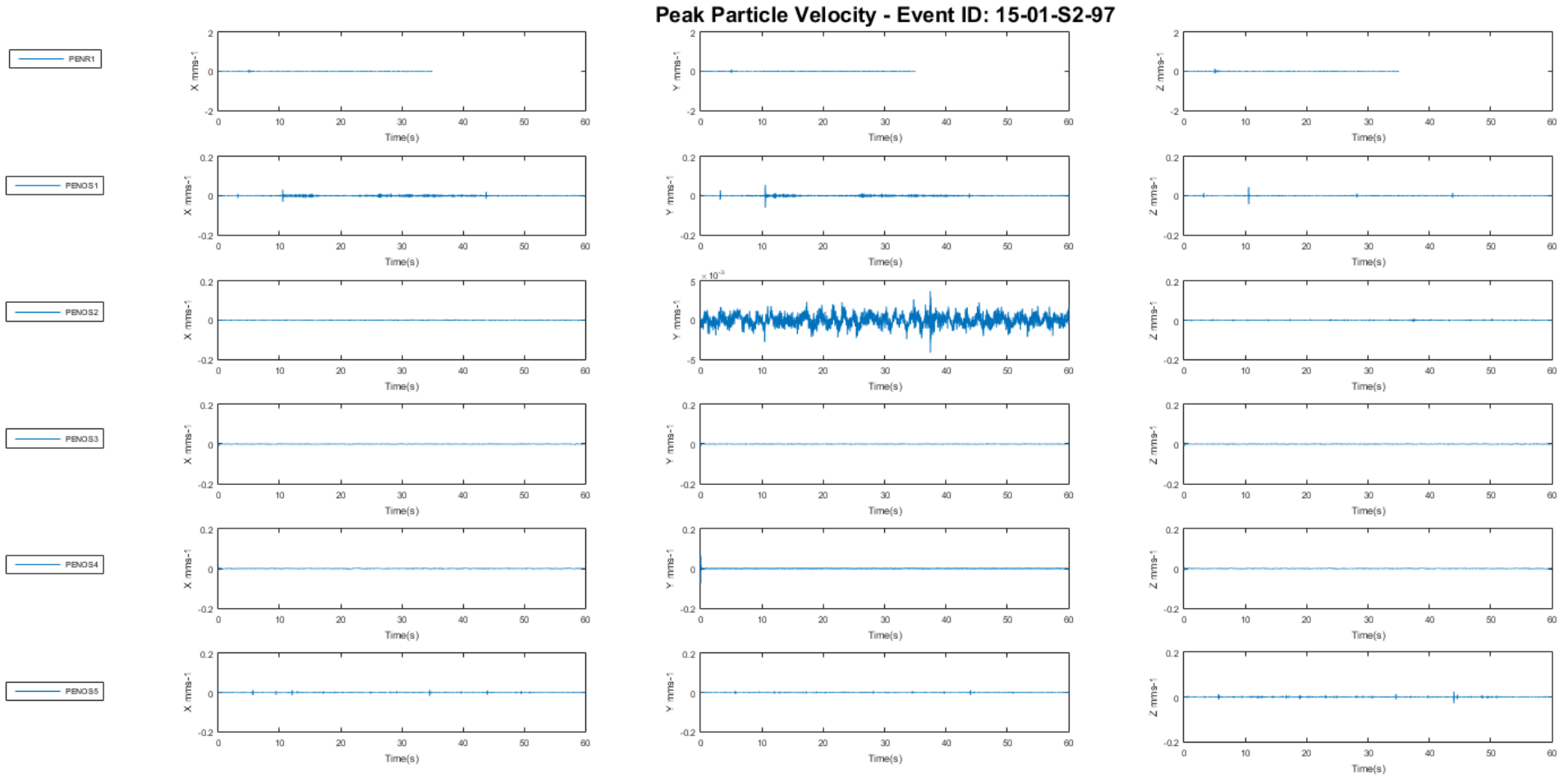


FIGURE 3.199: PEN_OS 1 - 5 15-01-S2-97

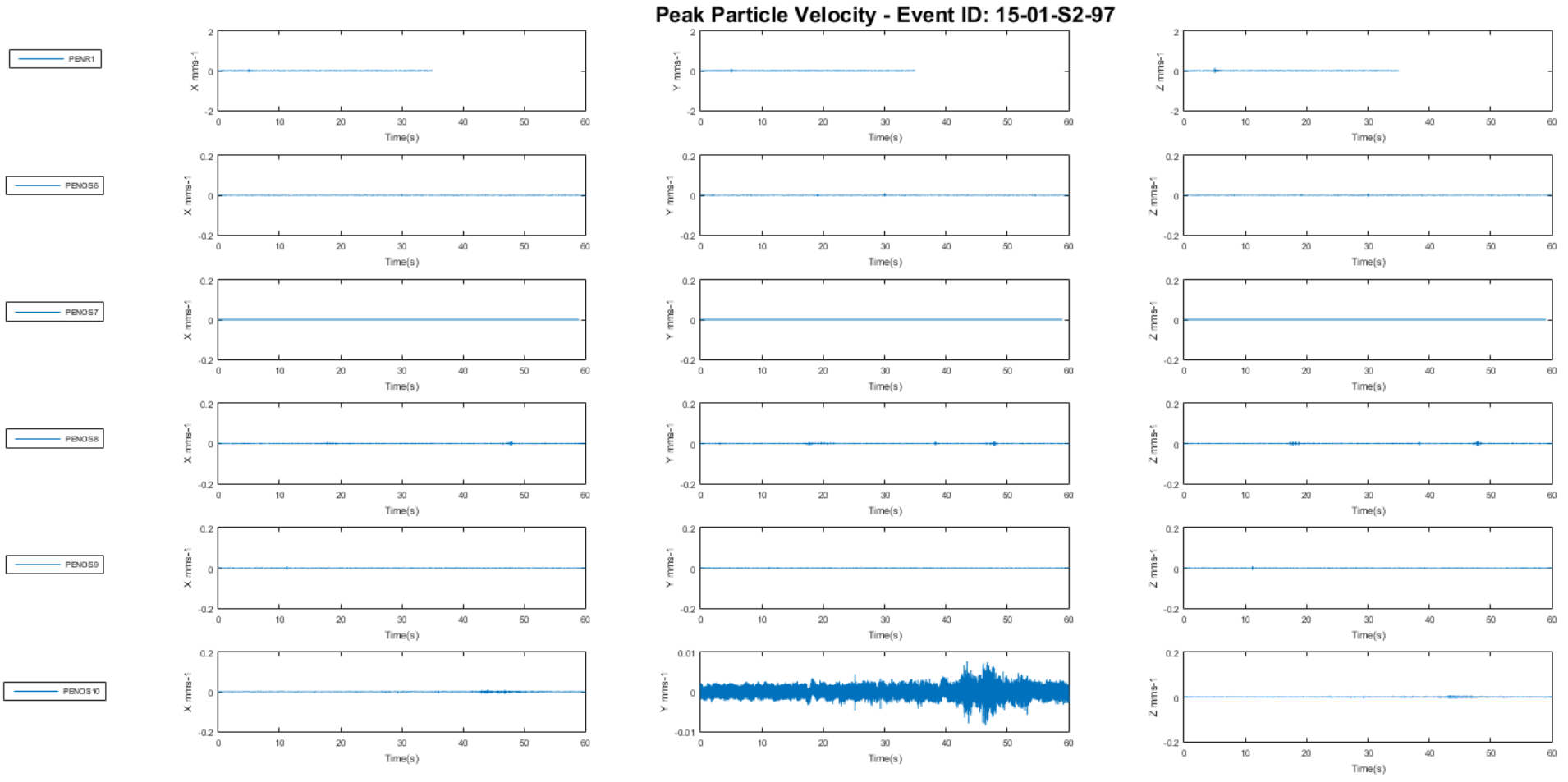


FIGURE 3.200: PEN_OS 6 - 10 15-01-S2-97

Event ID: 15-01-S2-97

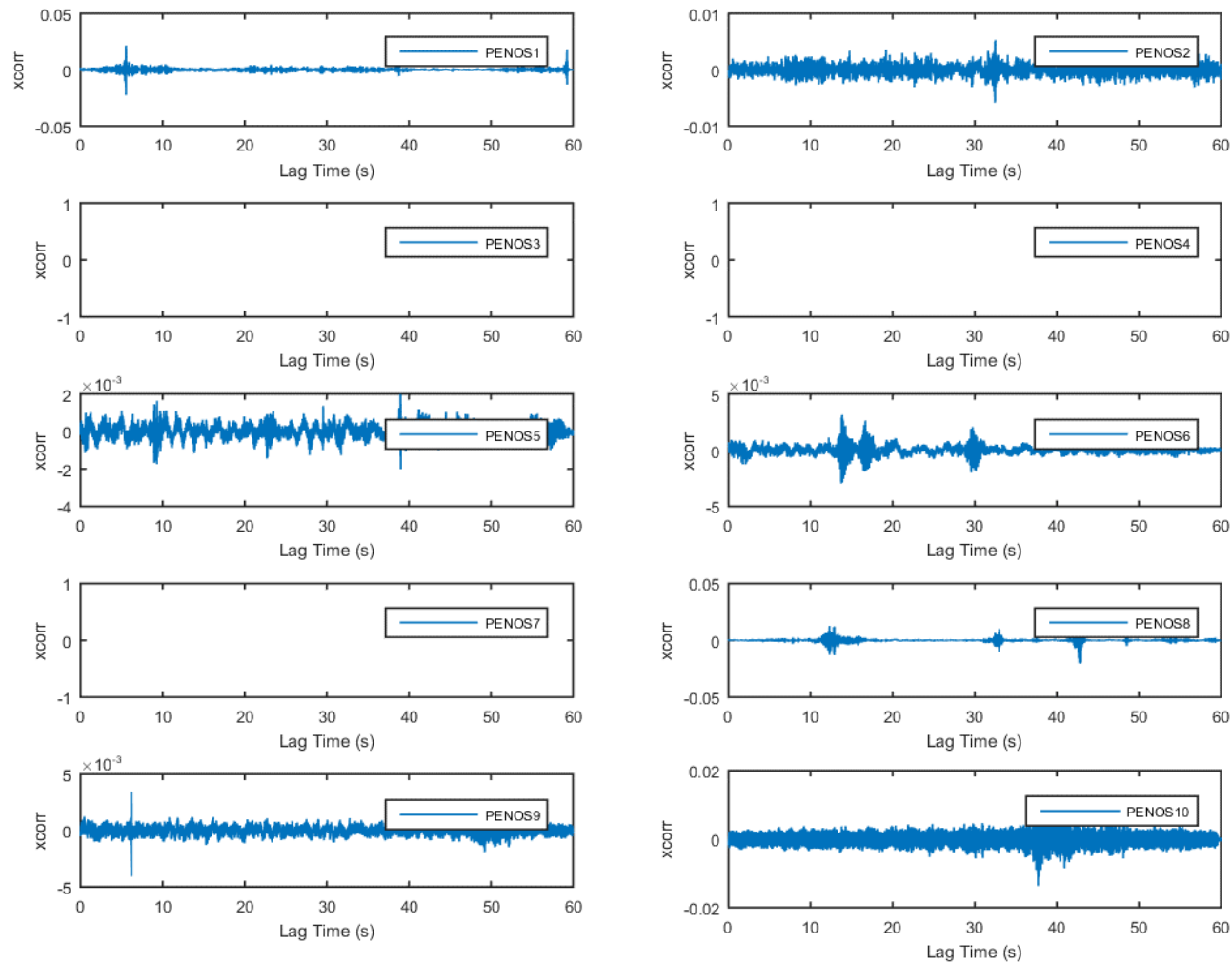


FIGURE 3.201: CROSS CORRELATION PEN_OS 1 - 10 15-01-S2-97

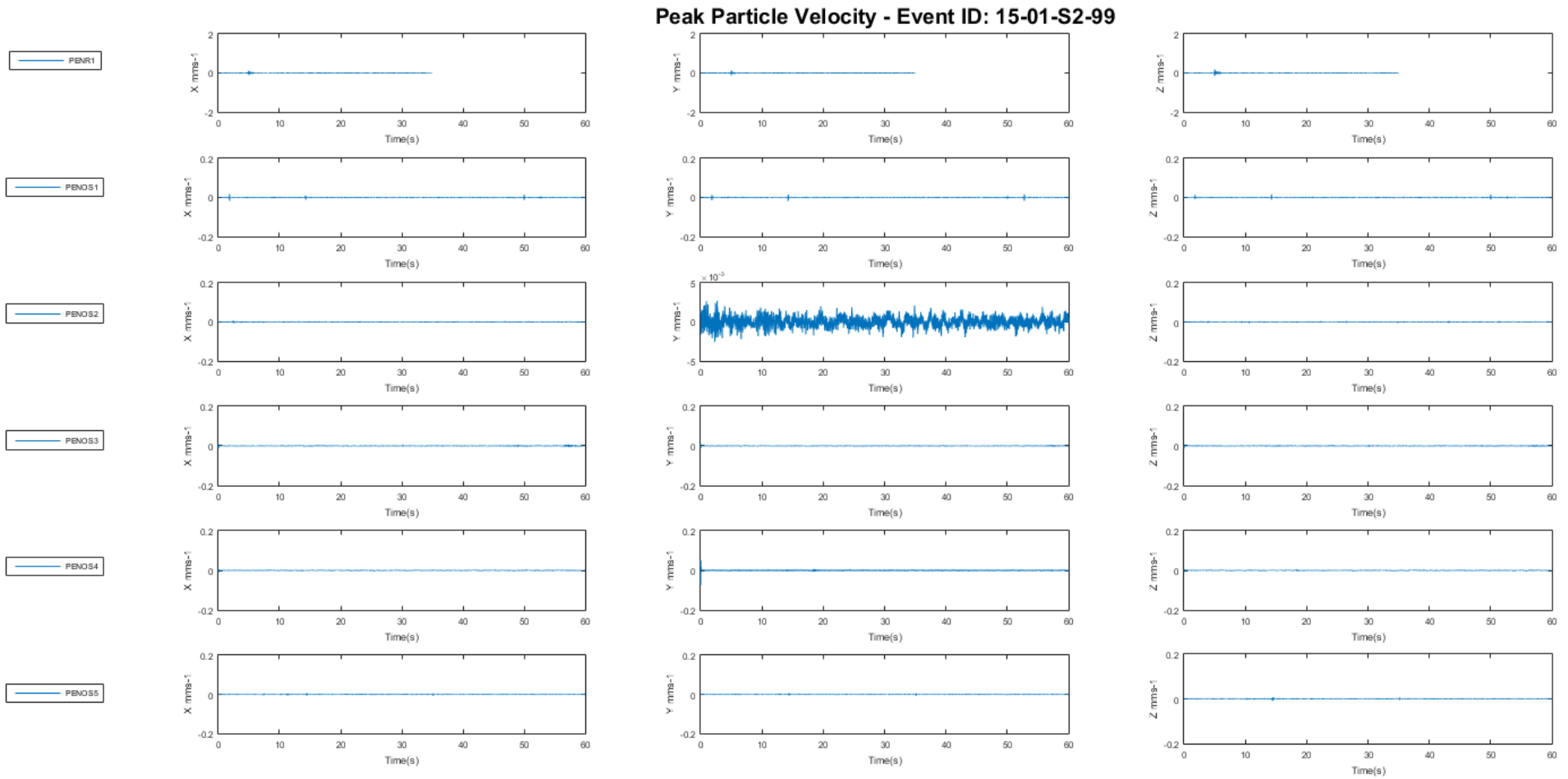


FIGURE 3.202: PEN_OS 1 - 5 15-01-S2-99

Peak Particle Velocity - Event ID: 15-01-S2-99

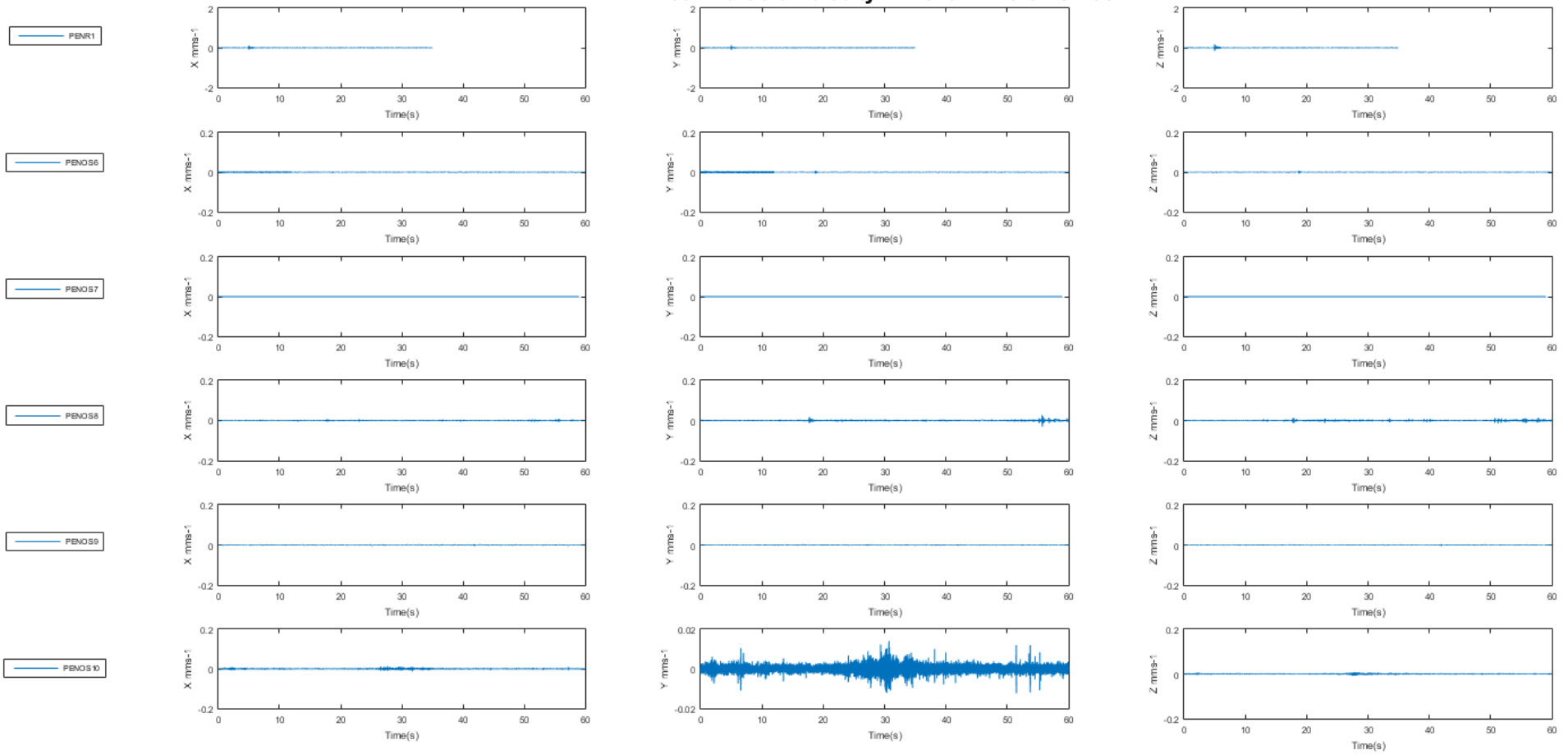


FIGURE 3.203: PEN_OS 6 - 10 15-01-S2-99

Event ID: 15-01-S2-99

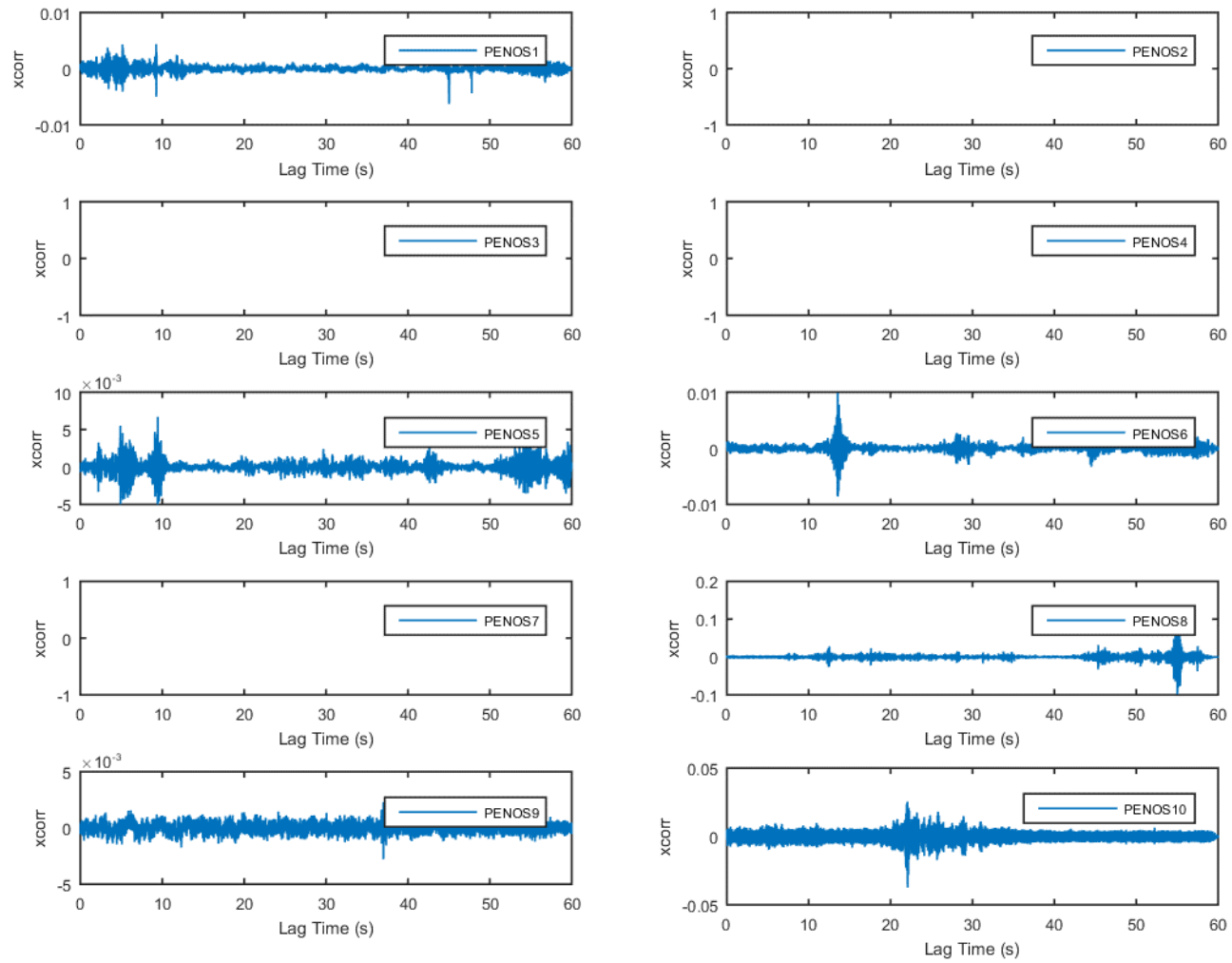


FIGURE 3.204: CROSS CORRELATION PEN_OS 1 - 10 15-01-S2-99

Peak Particle Velocity - Event ID: 15-02-S1-10 & S2-13

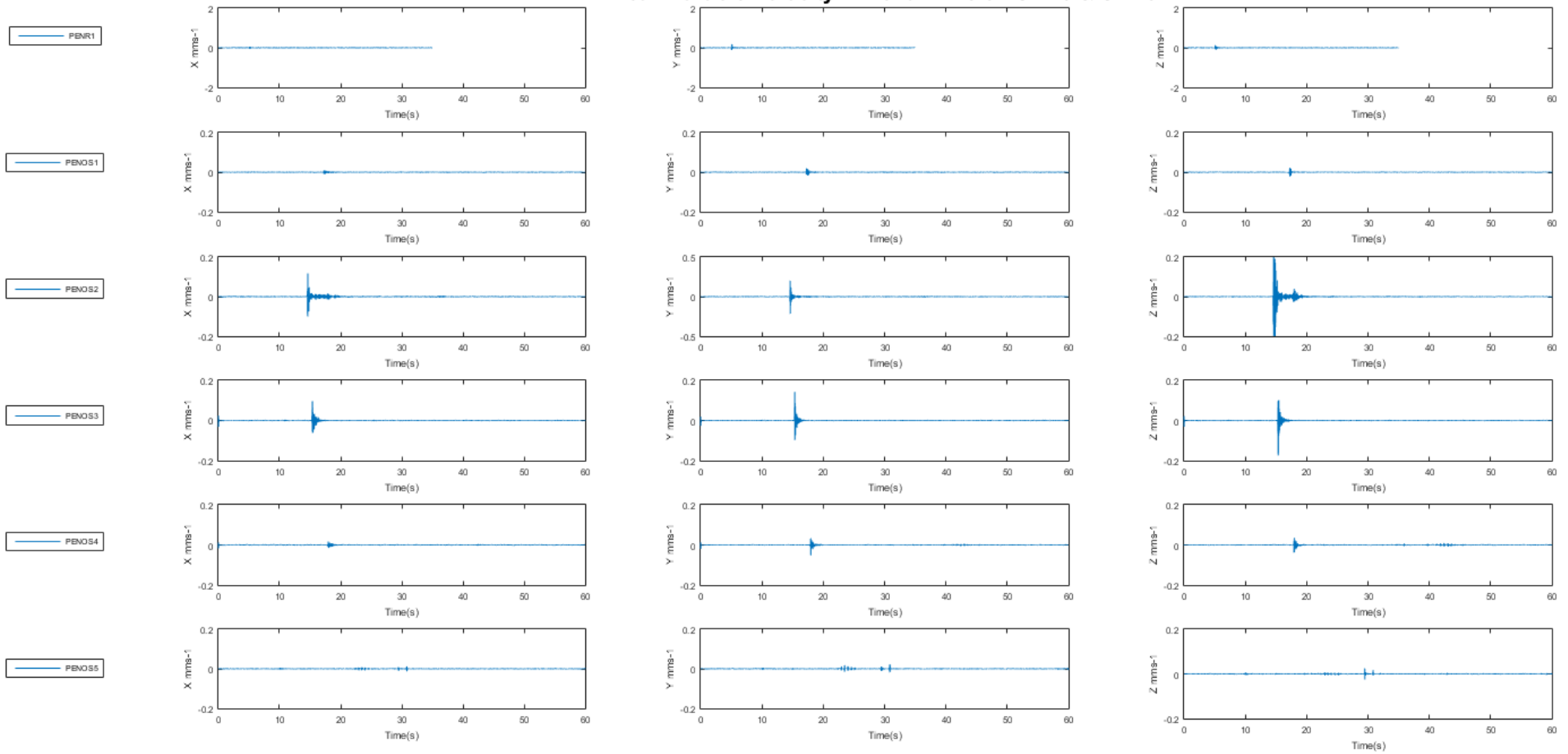


FIGURE 3.205: PEN_OS 1 - 5 15-02-S1-10 & S2-13

Peak Particle Velocity - Event ID: 15-02-S1-10 & S2-13

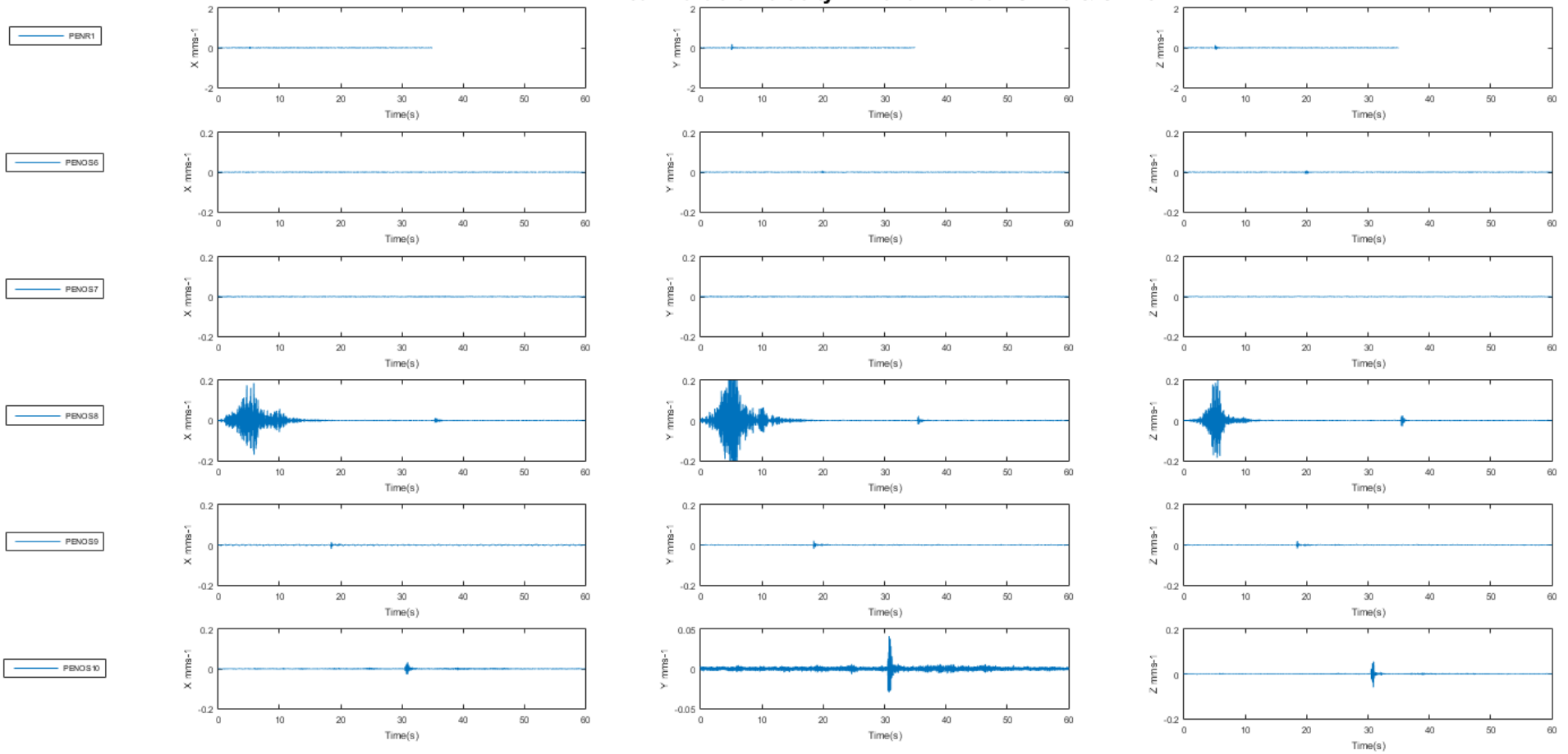


FIGURE 3.206: PEN_OS 6 - 10 15-02-S1-10 & S2-13

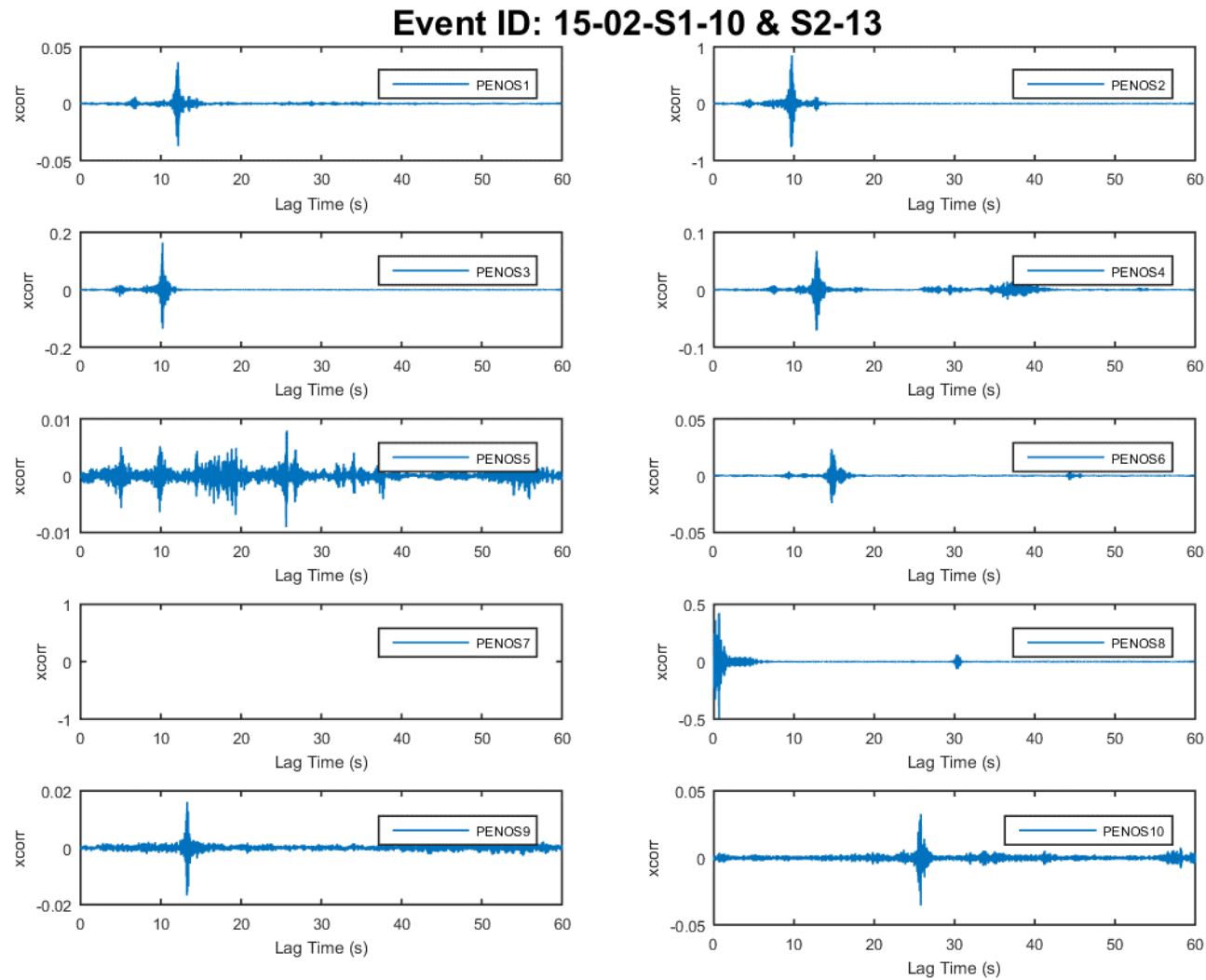


FIGURE 3.207: CROSS CORRELATION PEN_OS 1 - 10 15-02-S1-10 & S2-13

Peak Particle Velocity - Event ID: 15-02-S1-10 & S2-13

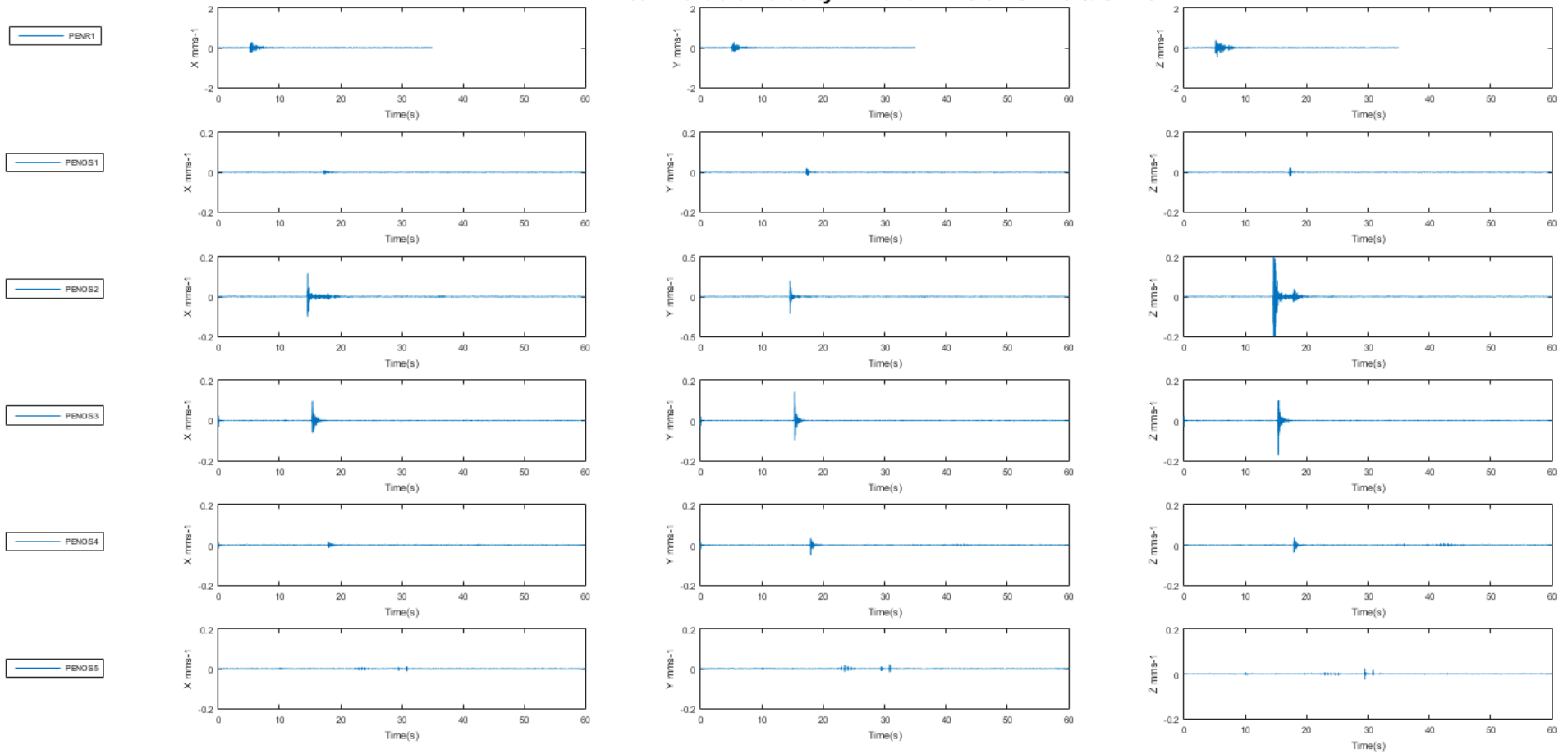


FIGURE 3.208: PEN_OS 1 - 5 15-02-S1-10 & S2-13

Peak Particle Velocity - Event ID: 15-02-S1-10 & S2-13

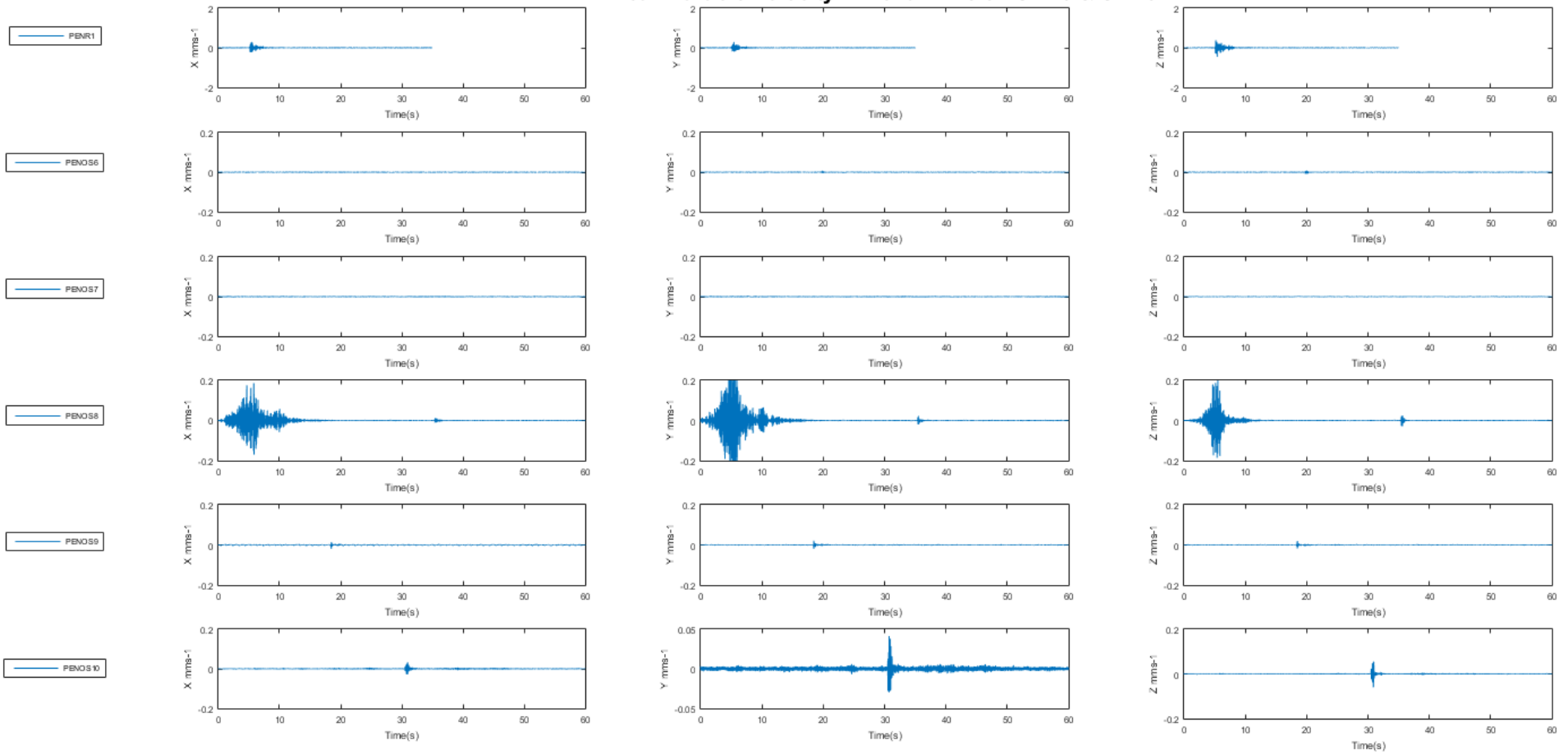


FIGURE 3.209: PEN_OS 6 - 10 15-02-S1-10 & S2-13

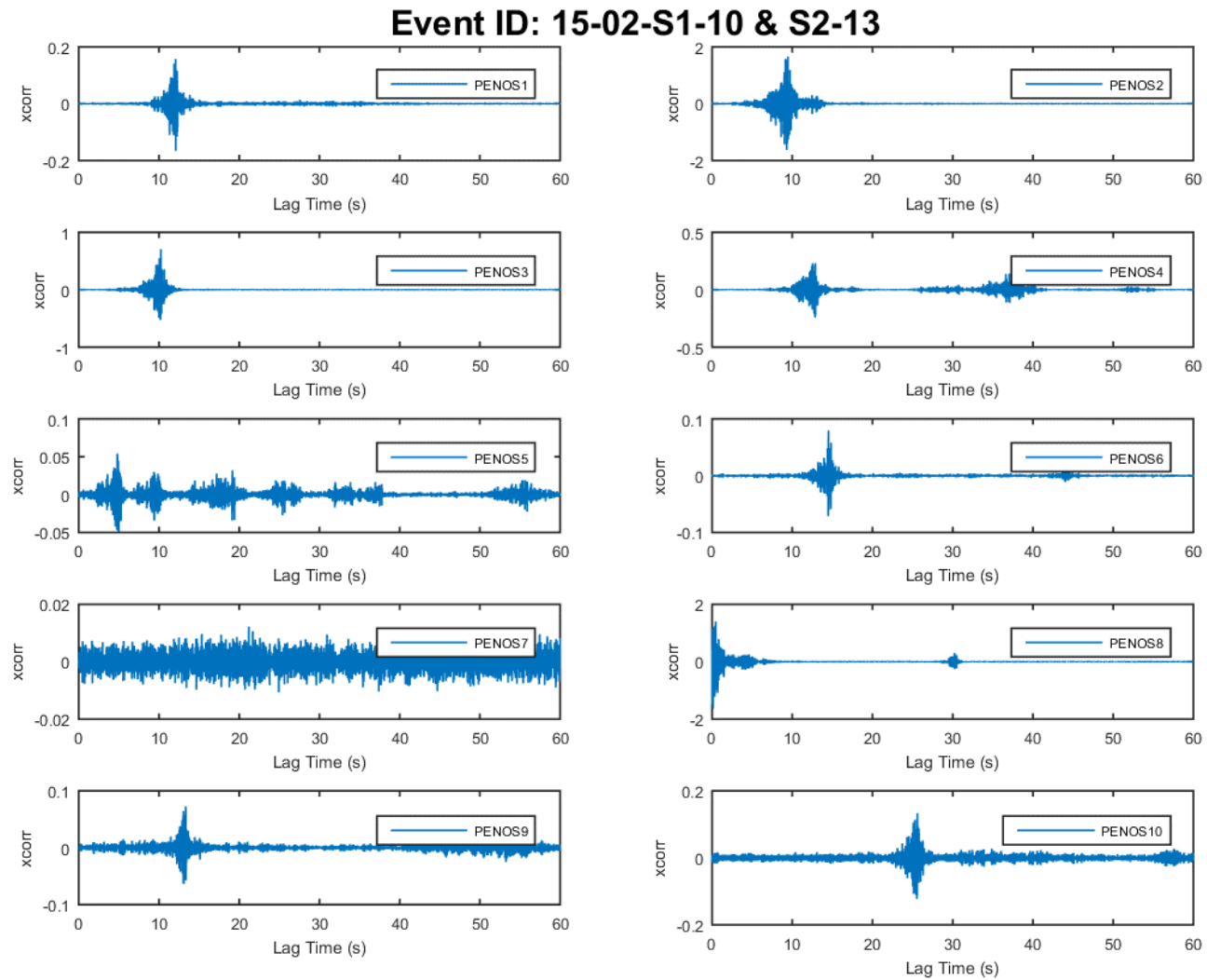


FIGURE 3.210: CROSS CORRELATION PEN_OS 1 - 10 15-02-S1-10 & S2-13

Peak Particle Velocity - Event ID: 15-02-S1-100 & S2-94

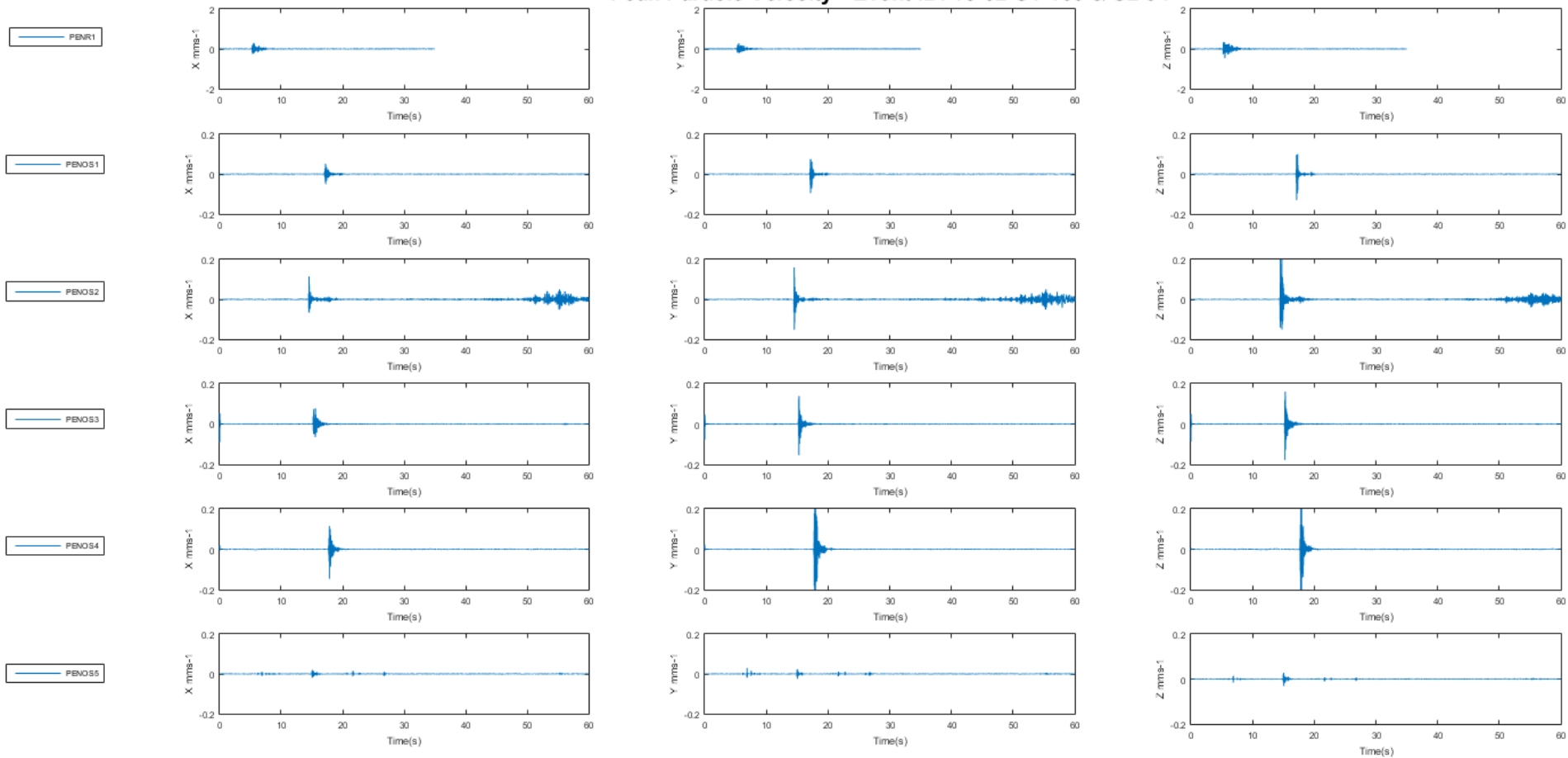


FIGURE 3.211: PEN_OS 1 - 5 15-02-S1-100 & S2-94

Peak Particle Velocity - Event ID: 15-02-S1-100 & S2-94

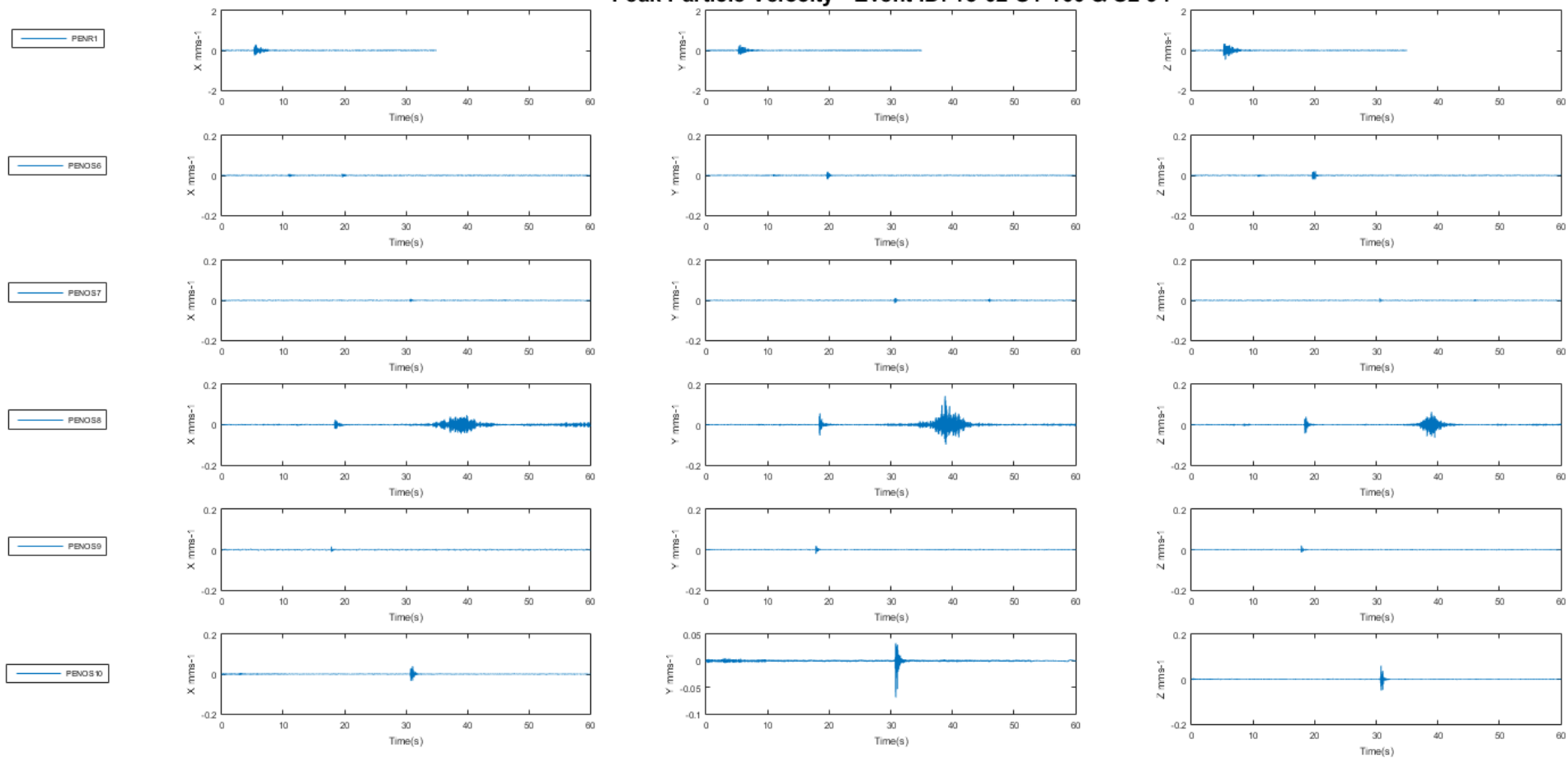


FIGURE 3.212: PEN_OS 6 - 10 15-02-S1-100 & S2-94

Event ID: 15-02-S1-100 & S2-94

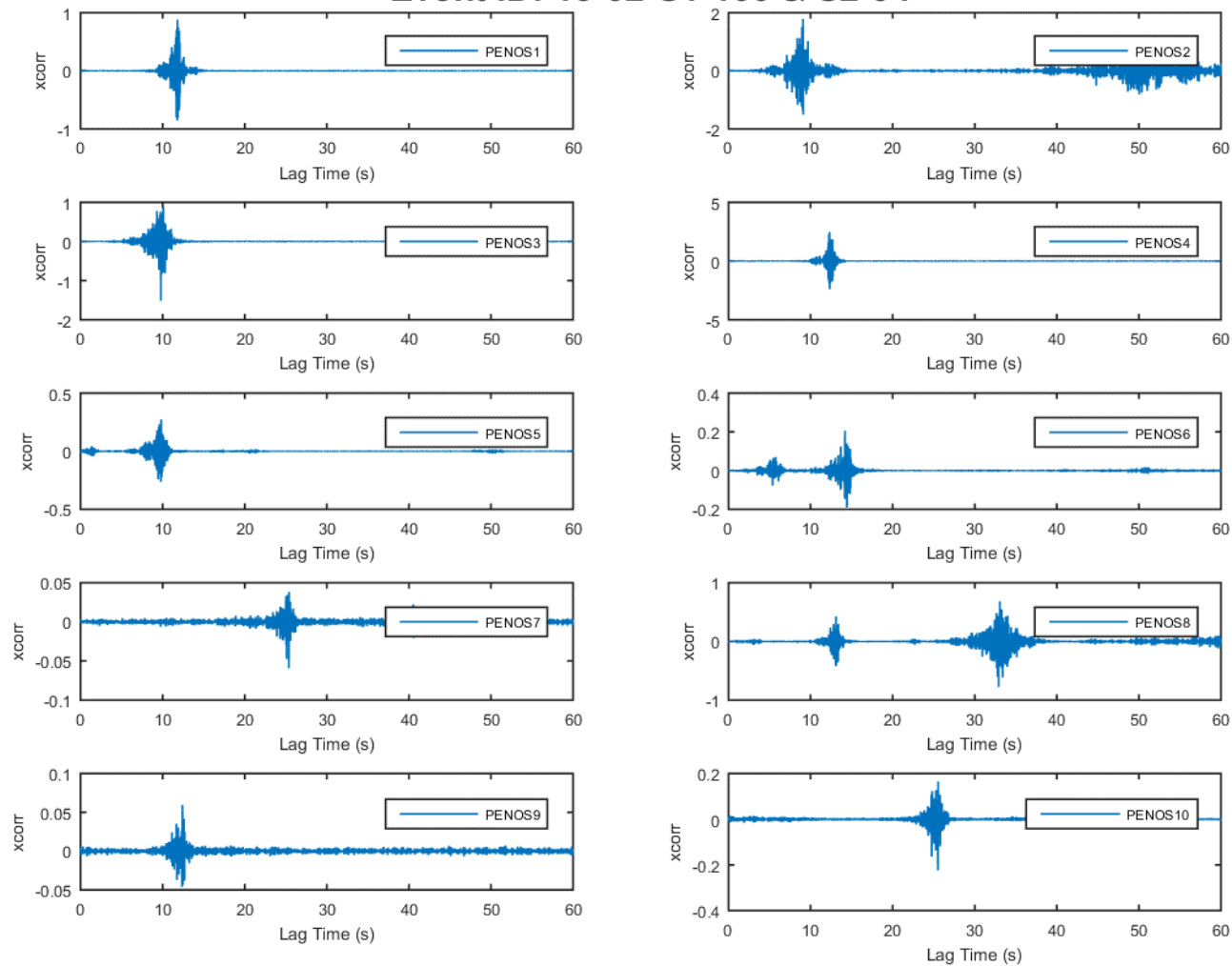


FIGURE 3.213: CROSS CORRELATION PEN_OS 1 - 10 15-02-S1-100 & S2-94

Peak Particle Velocity - Event ID: 15-02-S1-103 & S2-100

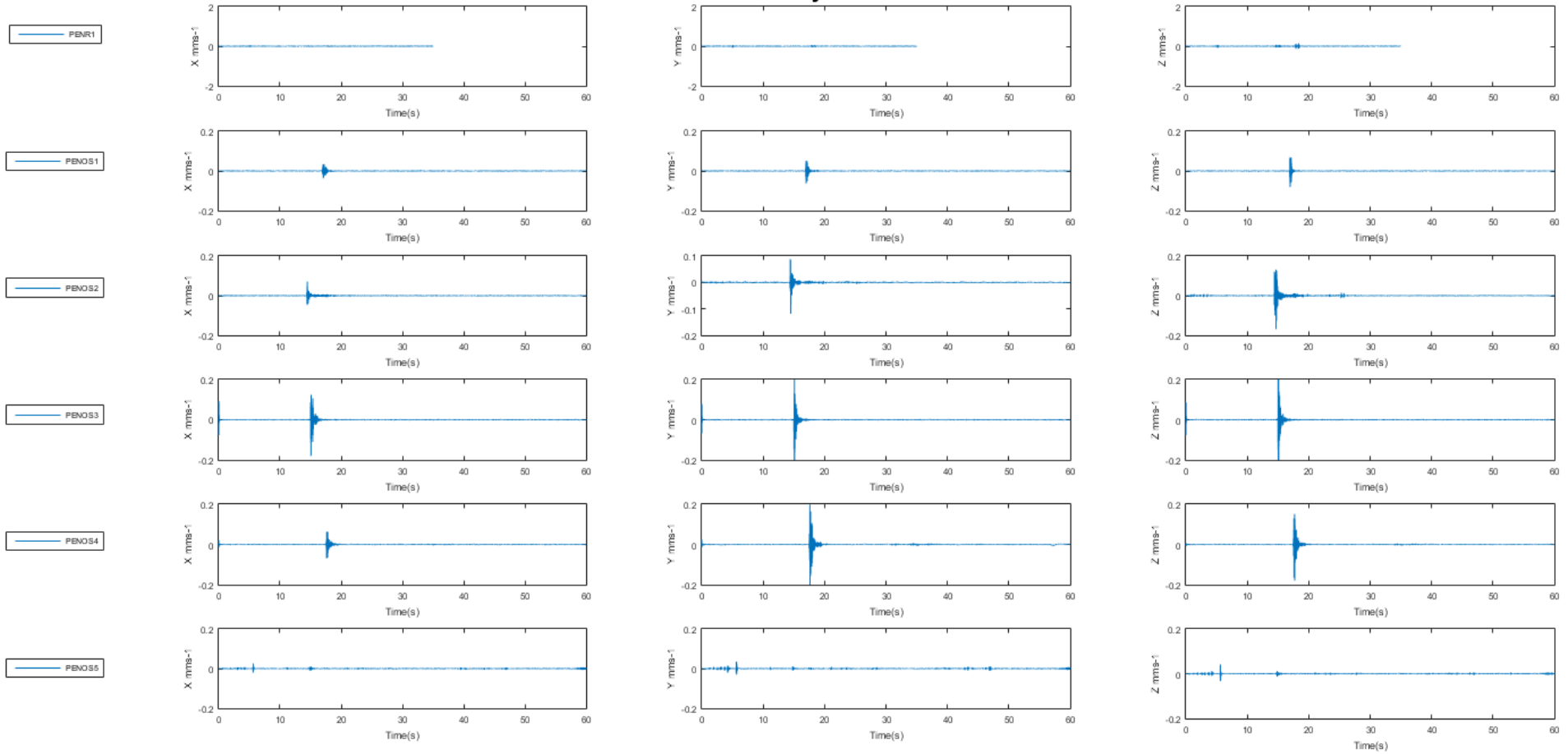


FIGURE 3.214: PEN_OS 1 - 5 15-02-S1-103 & S2-100

Peak Particle Velocity - Event ID: 15-02-S1-103 & S2-100

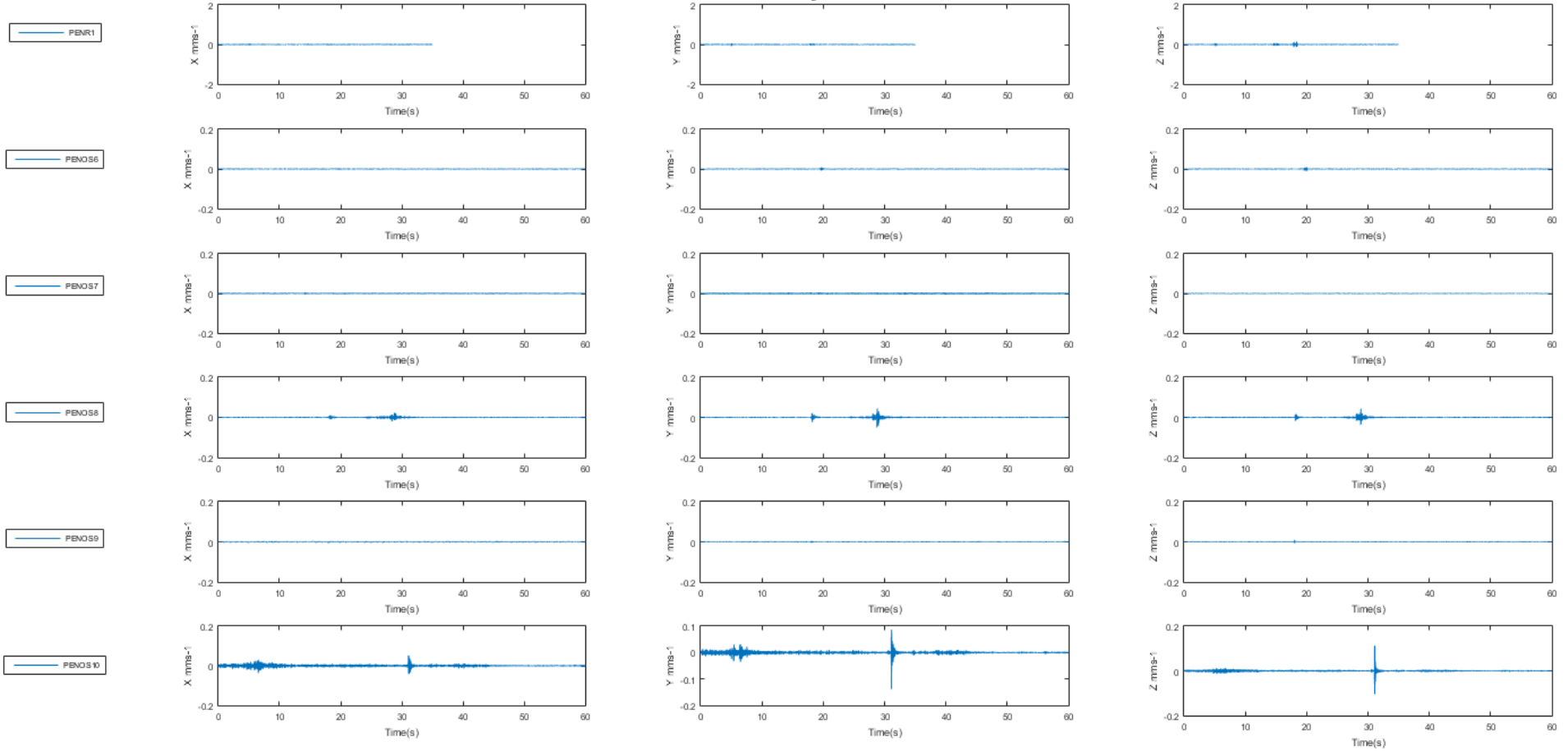


FIGURE 3.215: PEN_OS 6 - 10 15-02-S1-103 & S2-100

Event ID: 15-02-S1-103 & S2-100

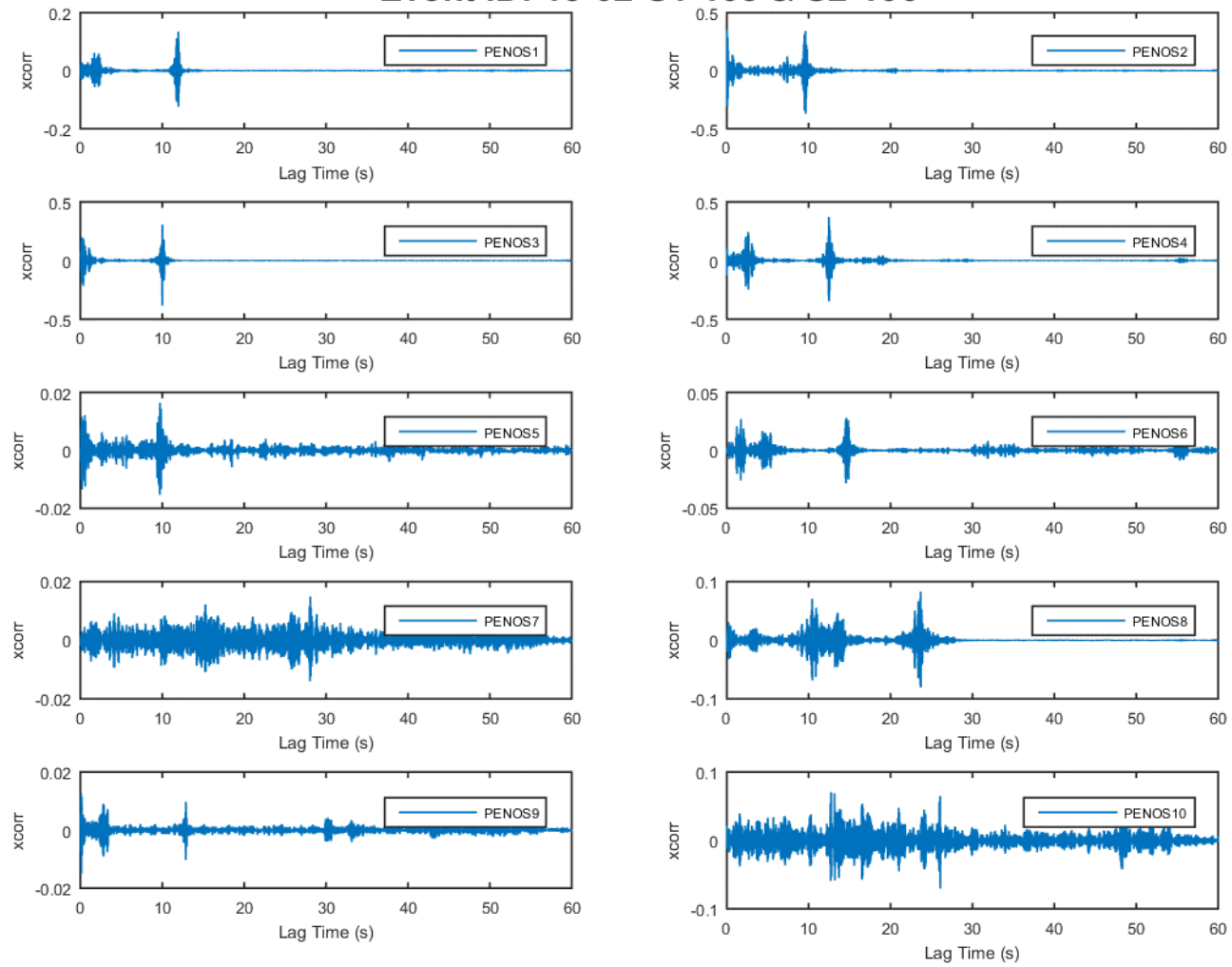


FIGURE 3.216: CROSS CORRELATION PEN_OS 1 - 10 15-02-S1-103 & S2-100

Peak Particle Velocity - Event ID: 15-02-S1-103 & S2-100

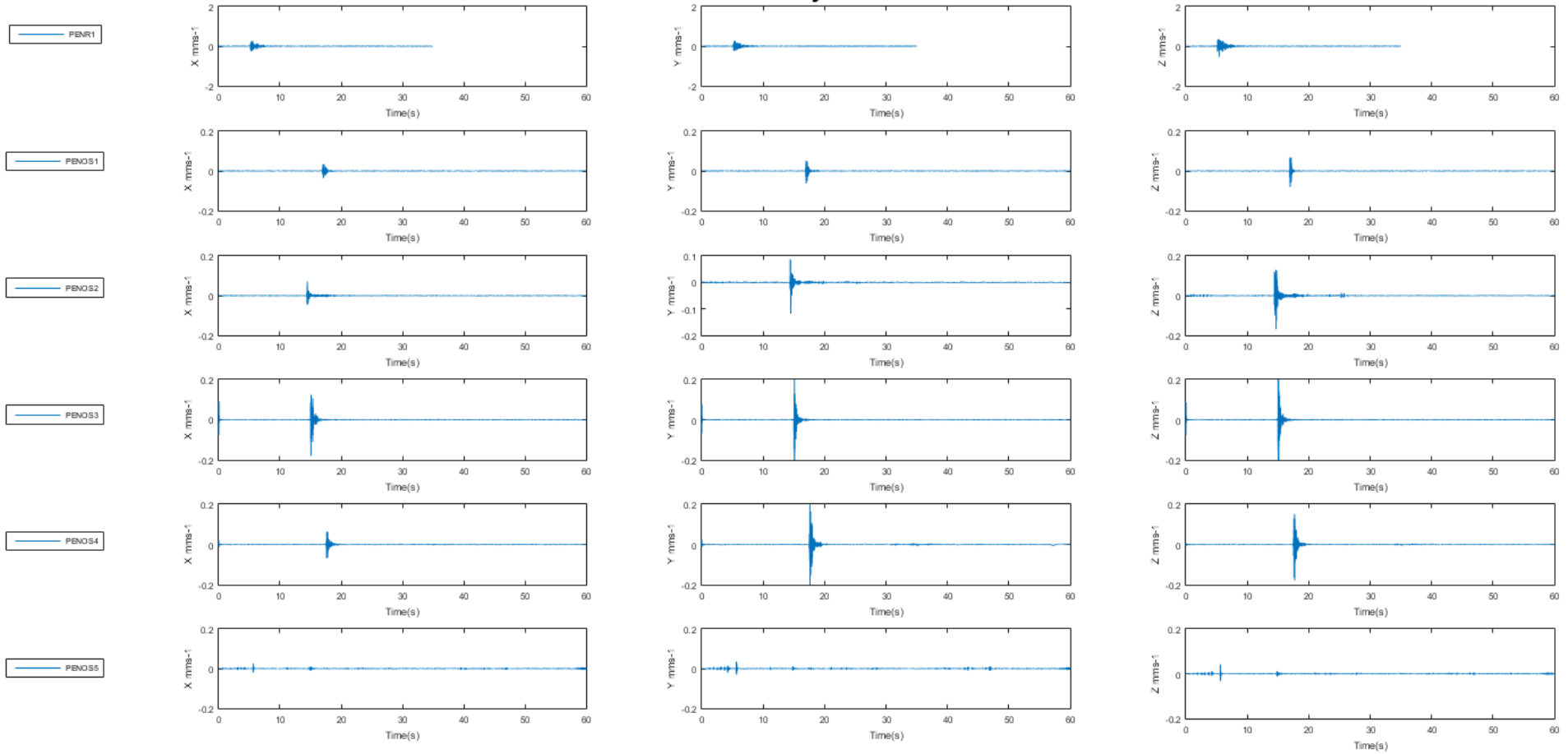


FIGURE 3.217: PEN_OS 1 - 5 15-02-S1-103 & S2-100

Peak Particle Velocity - Event ID: 15-02-S1-103 & S2-100

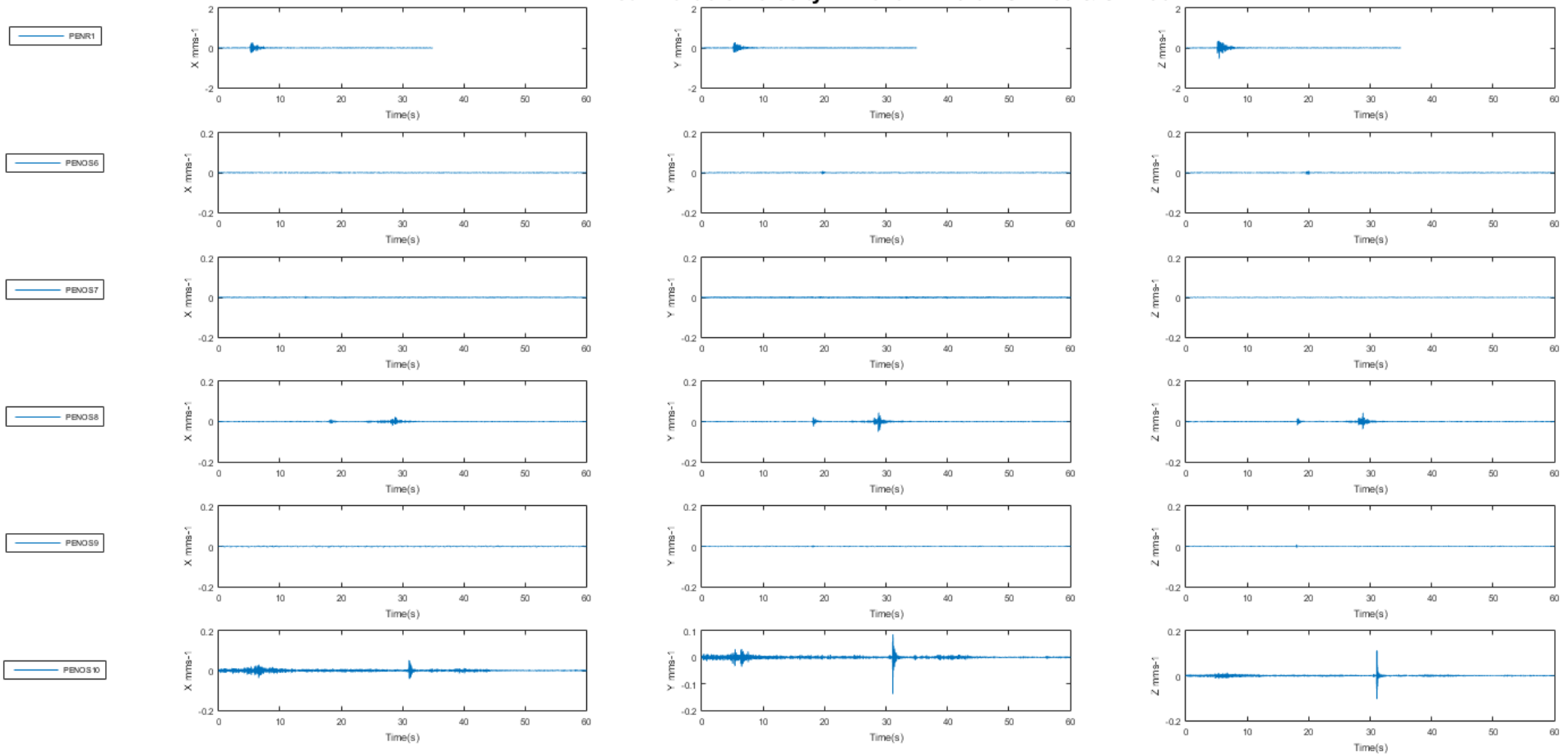


FIGURE 3.218: PEN_OS 6 - 10 15-02-S1-103 & S2-100

Event ID: 15-02-S1-103 & S2-100

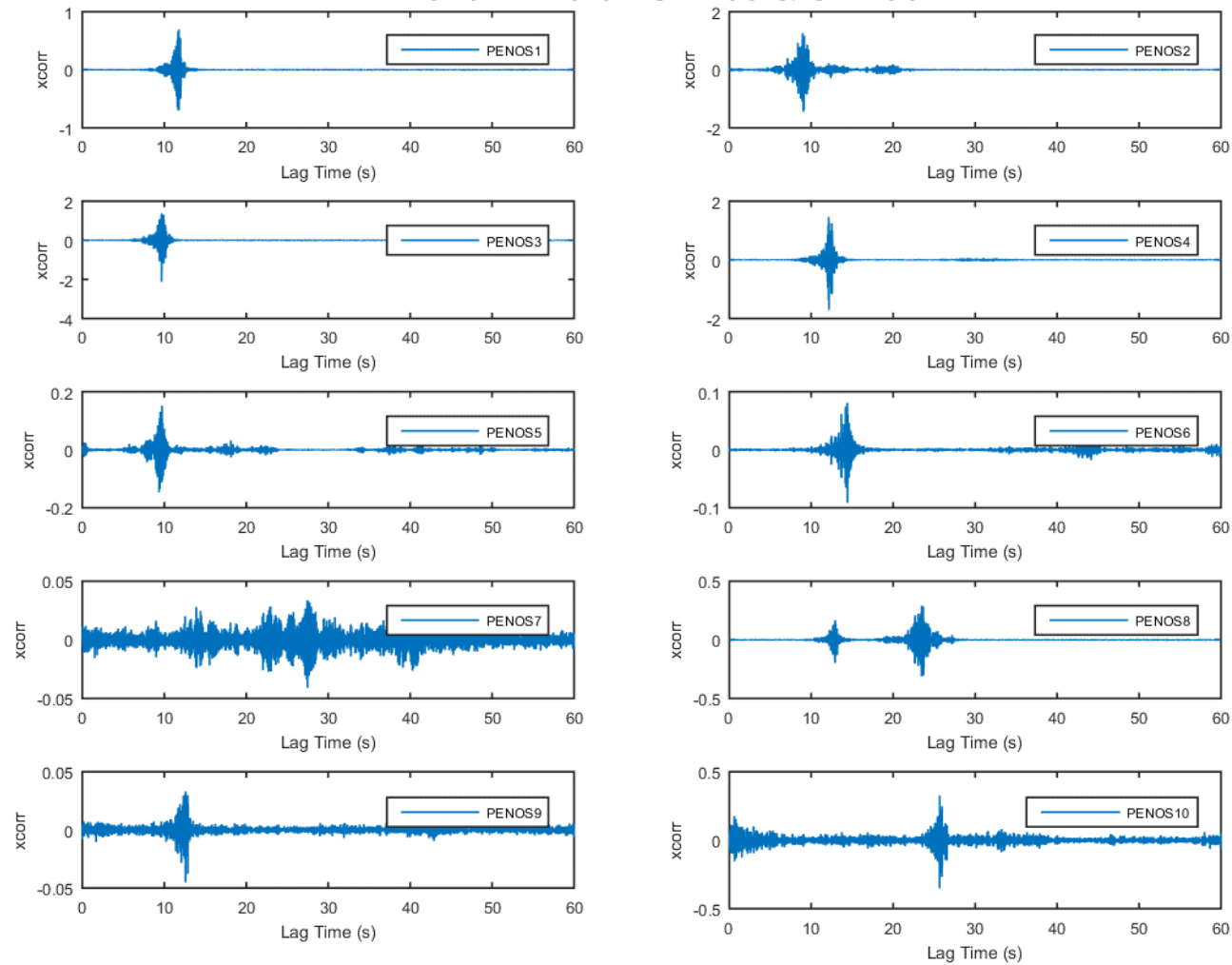


FIGURE 3.219: CROSS CORRELATION PEN_OS 1 - 10 15-02-S1-103 & S2-100

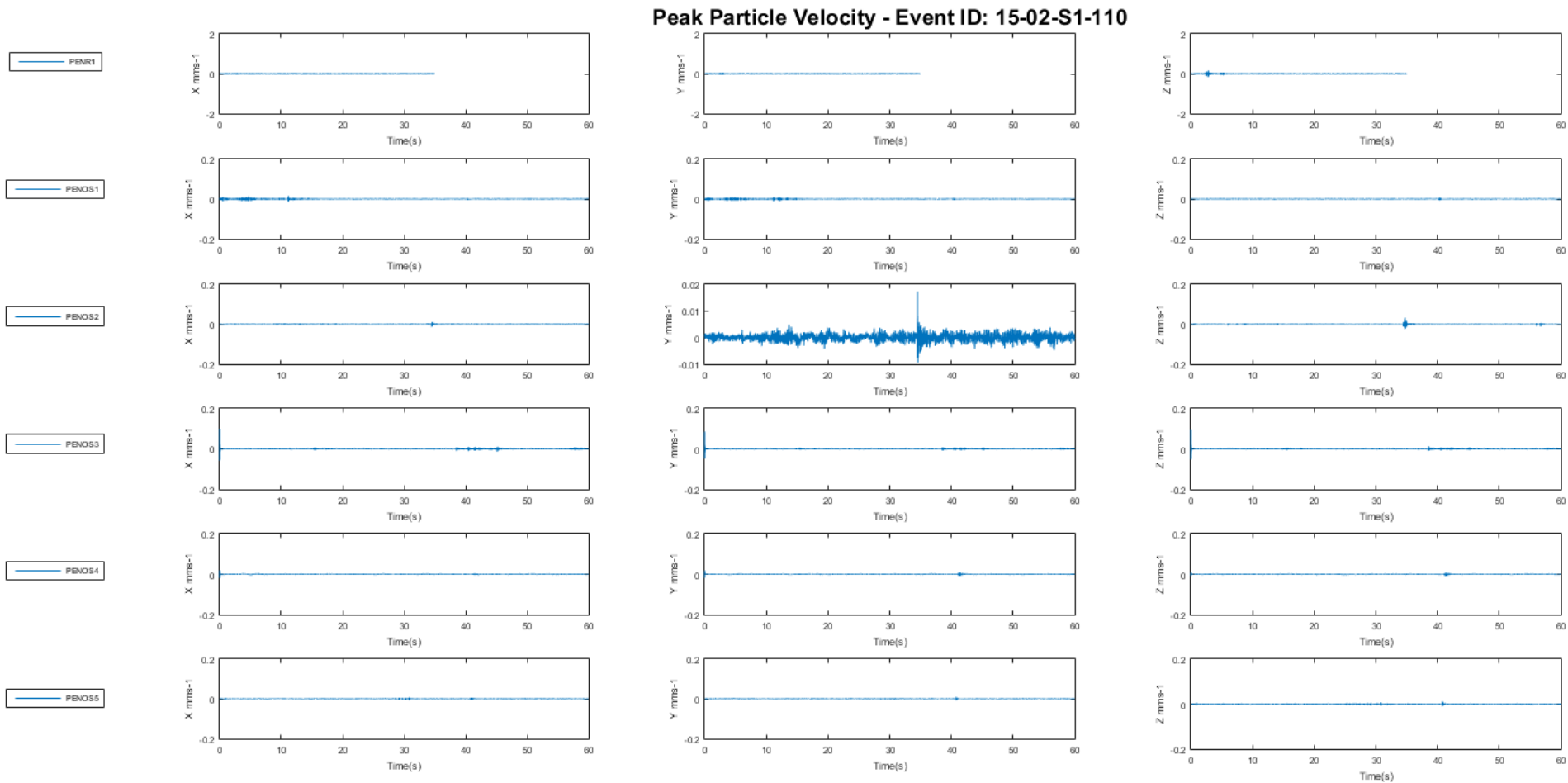


FIGURE 3.220: PEN_OS 1 - 5 15-02-S1-110

Peak Particle Velocity - Event ID: 15-02-S1-110

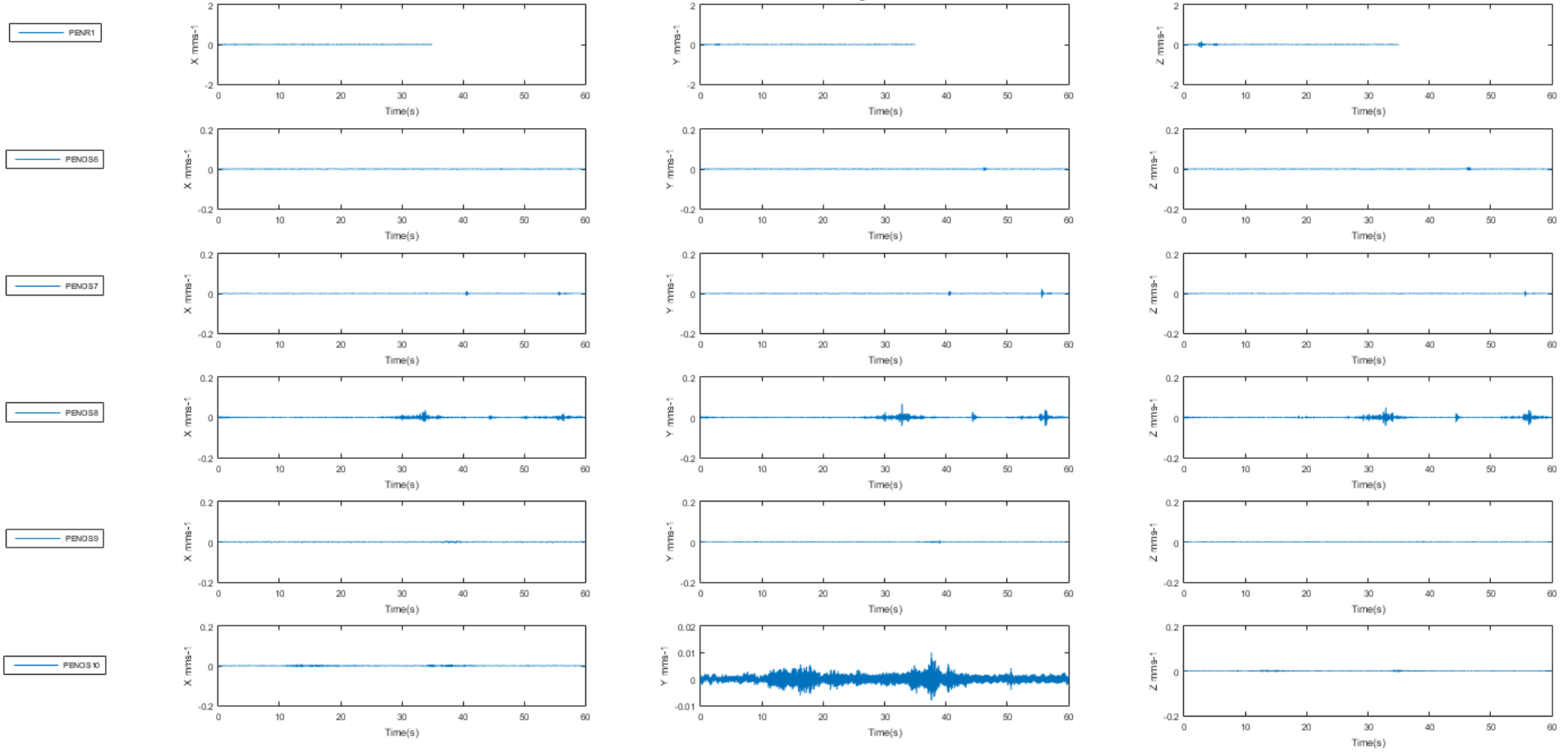


FIGURE 3.221: PEN_OS 6 - 10 15-02-S1-110

Event ID: 15-02-S1-110

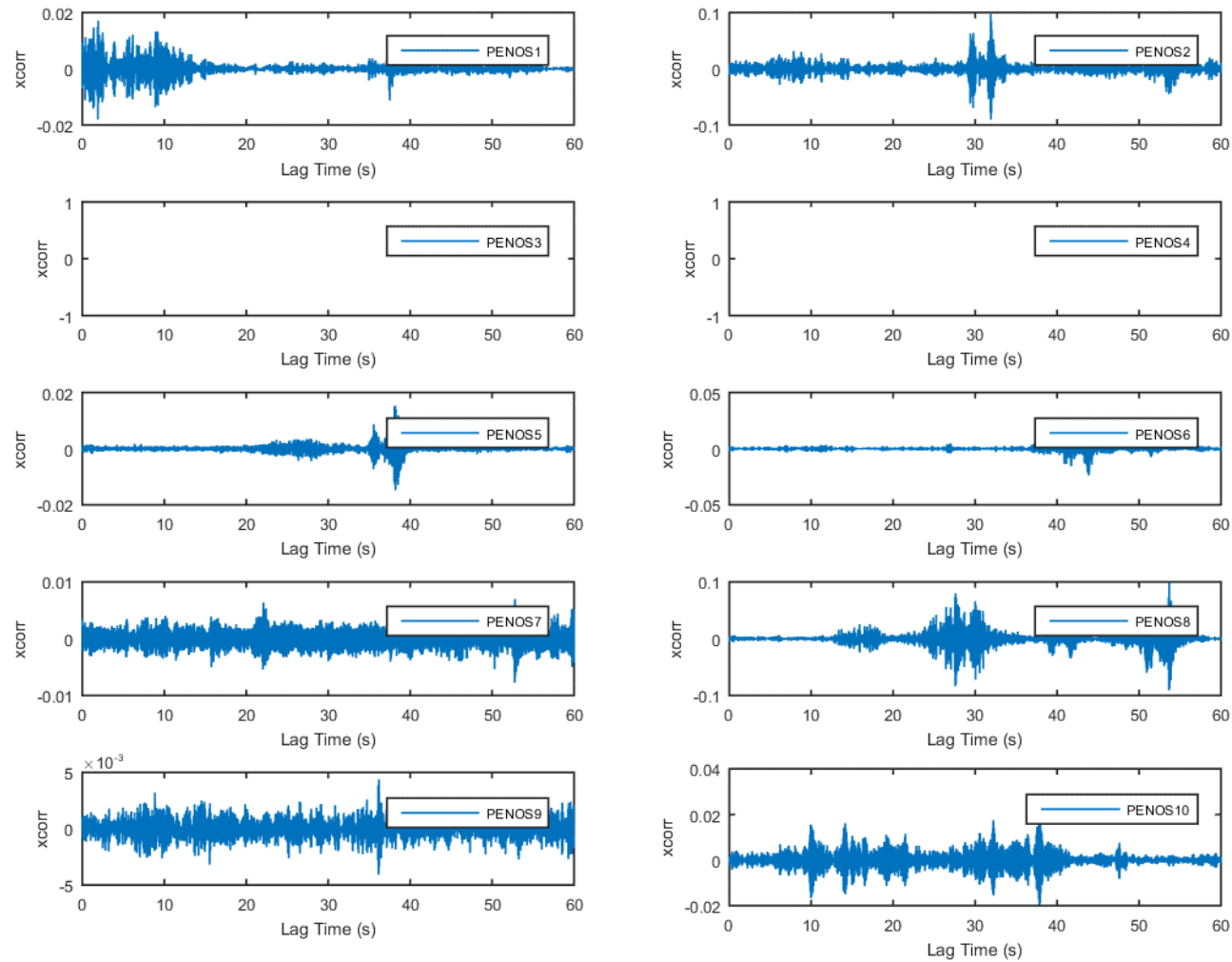


FIGURE 3.222: CROSS CORRELATION PEN_OS 1 - 10 15-02-S1-110

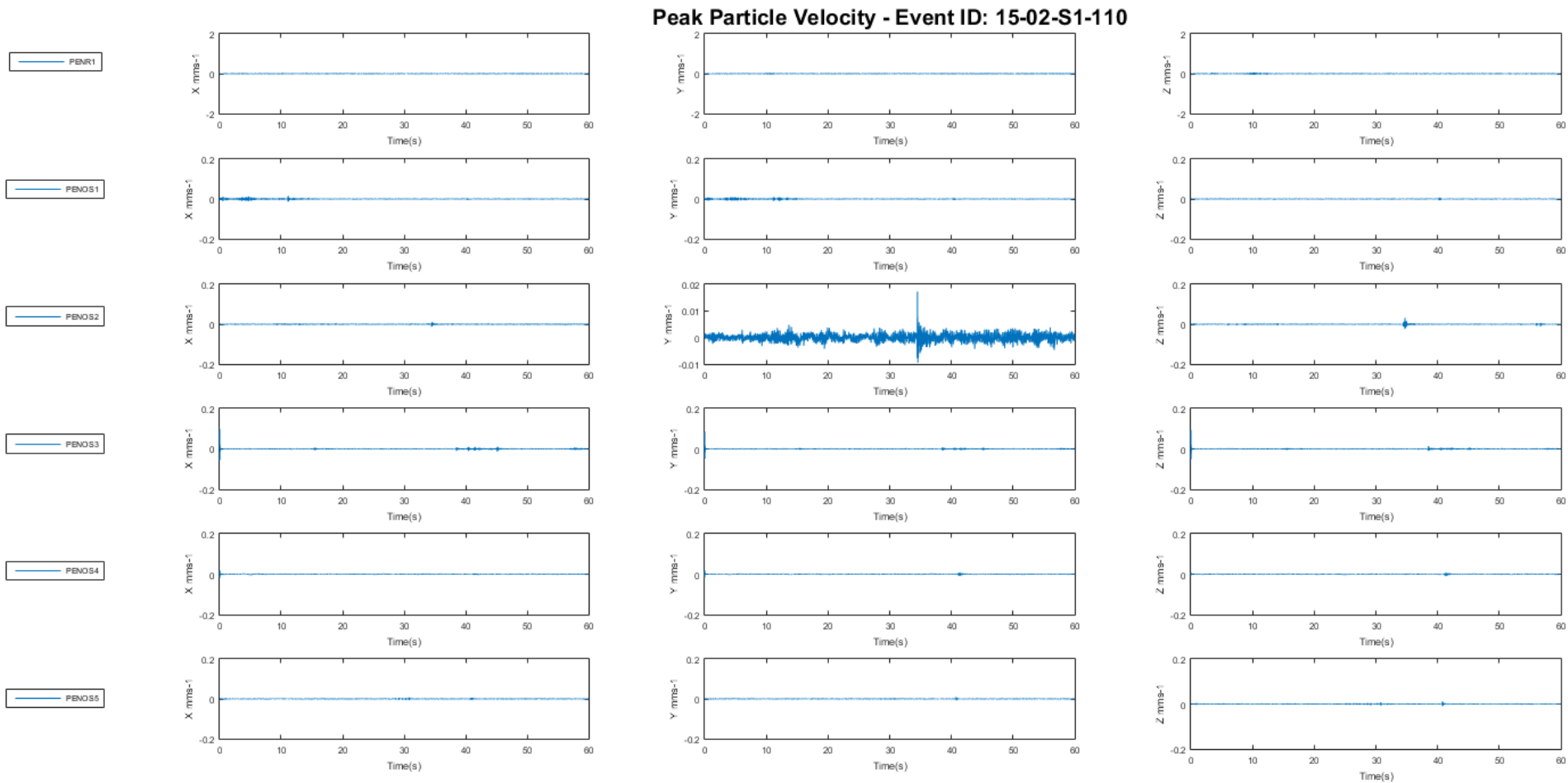


FIGURE 3.223: PEN_OS 1 - 5 15-02-S1-110

Peak Particle Velocity - Event ID: 15-02-S1-110

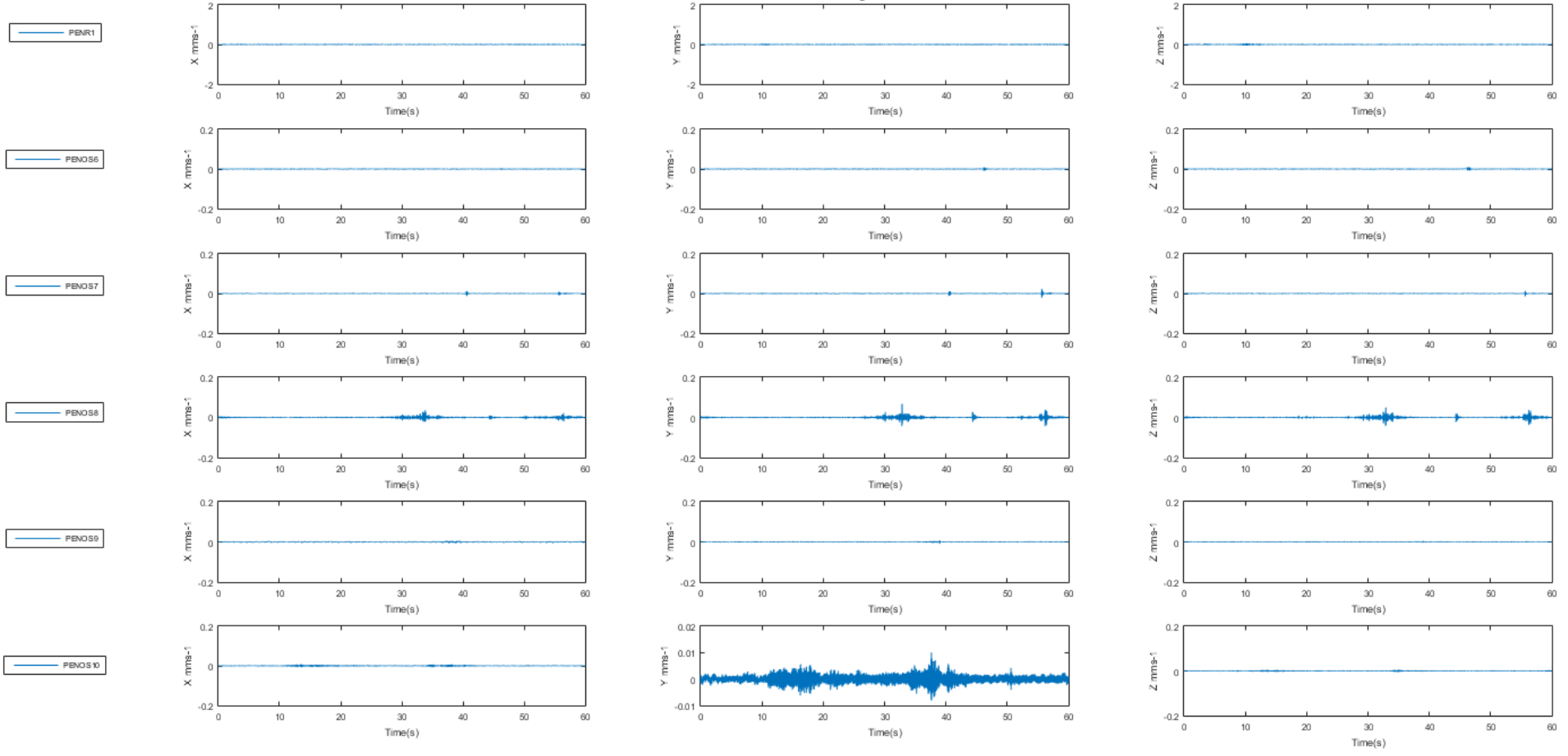


FIGURE 3.224: PEN_OS 6 - 10 15-02-S1-110

Event ID: 15-02-S1-110

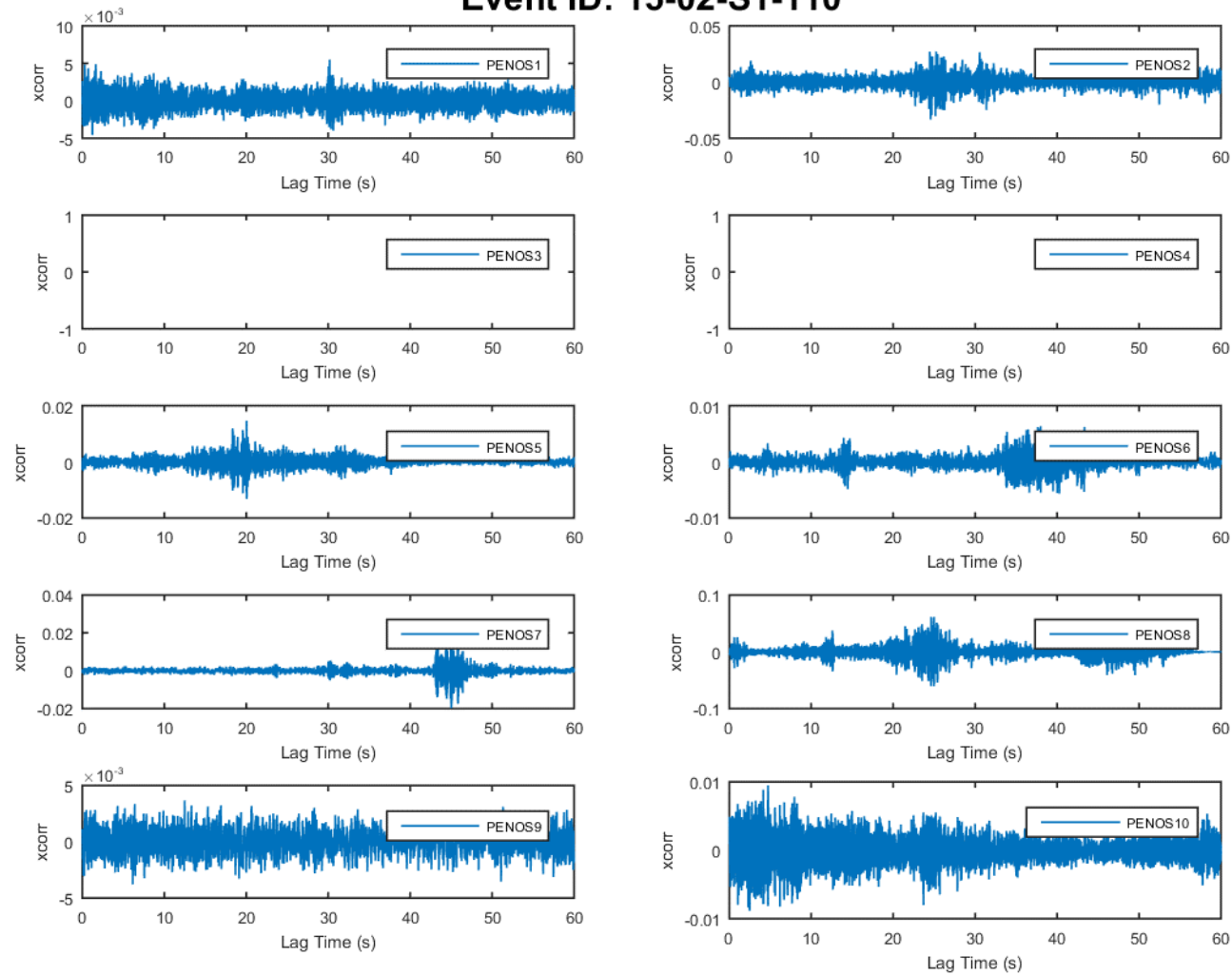


FIGURE 3.225: CROSS CORRELATION PEN_OS 1 - 10 15-02-S1-110

Peak Particle Velocity - Event ID: 15-02-S1-12 & S2-19

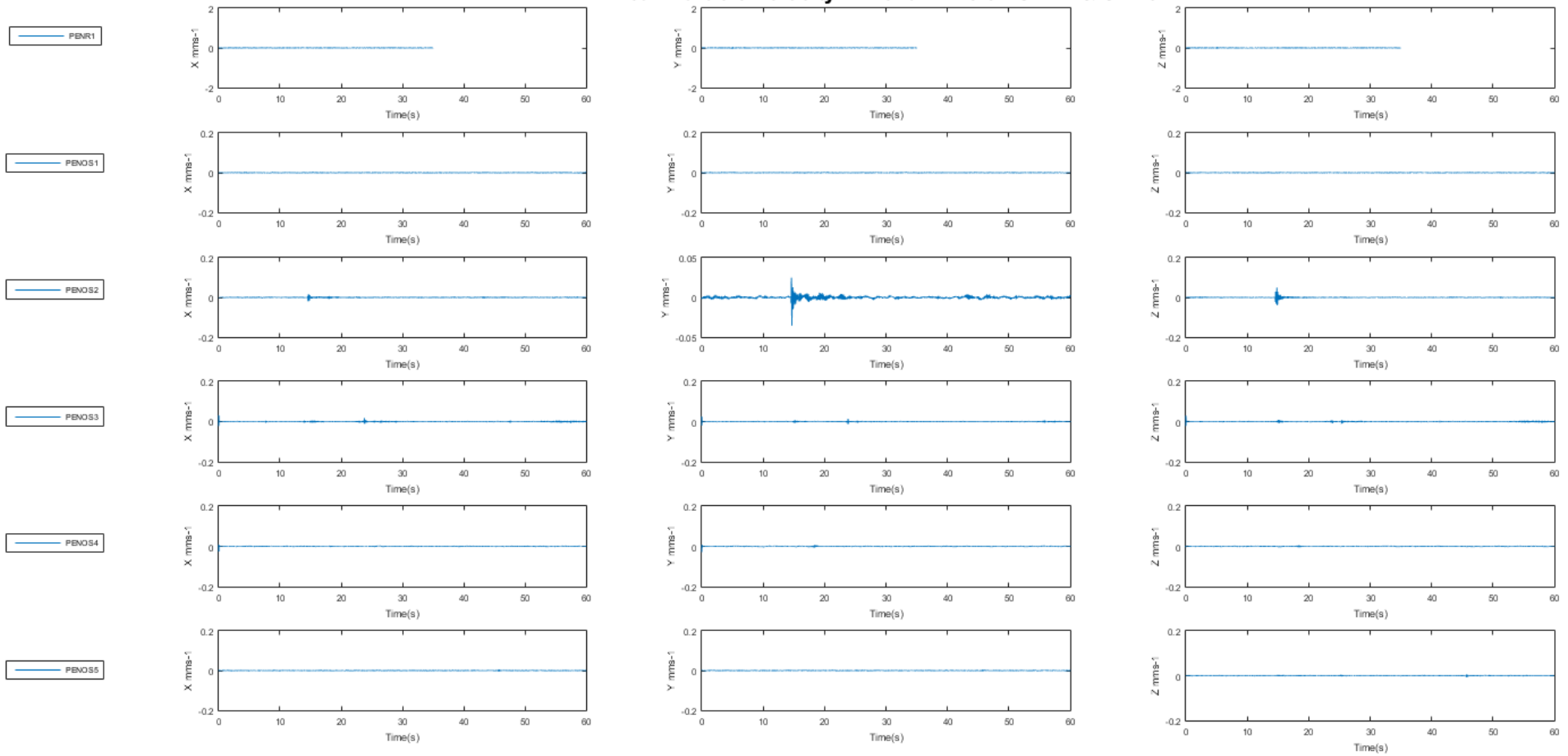


FIGURE 3.226: PEN_OS 1 - 5 15-02-S1-12 & S2-19

Peak Particle Velocity - Event ID: 15-02-S1-12 & S2-19

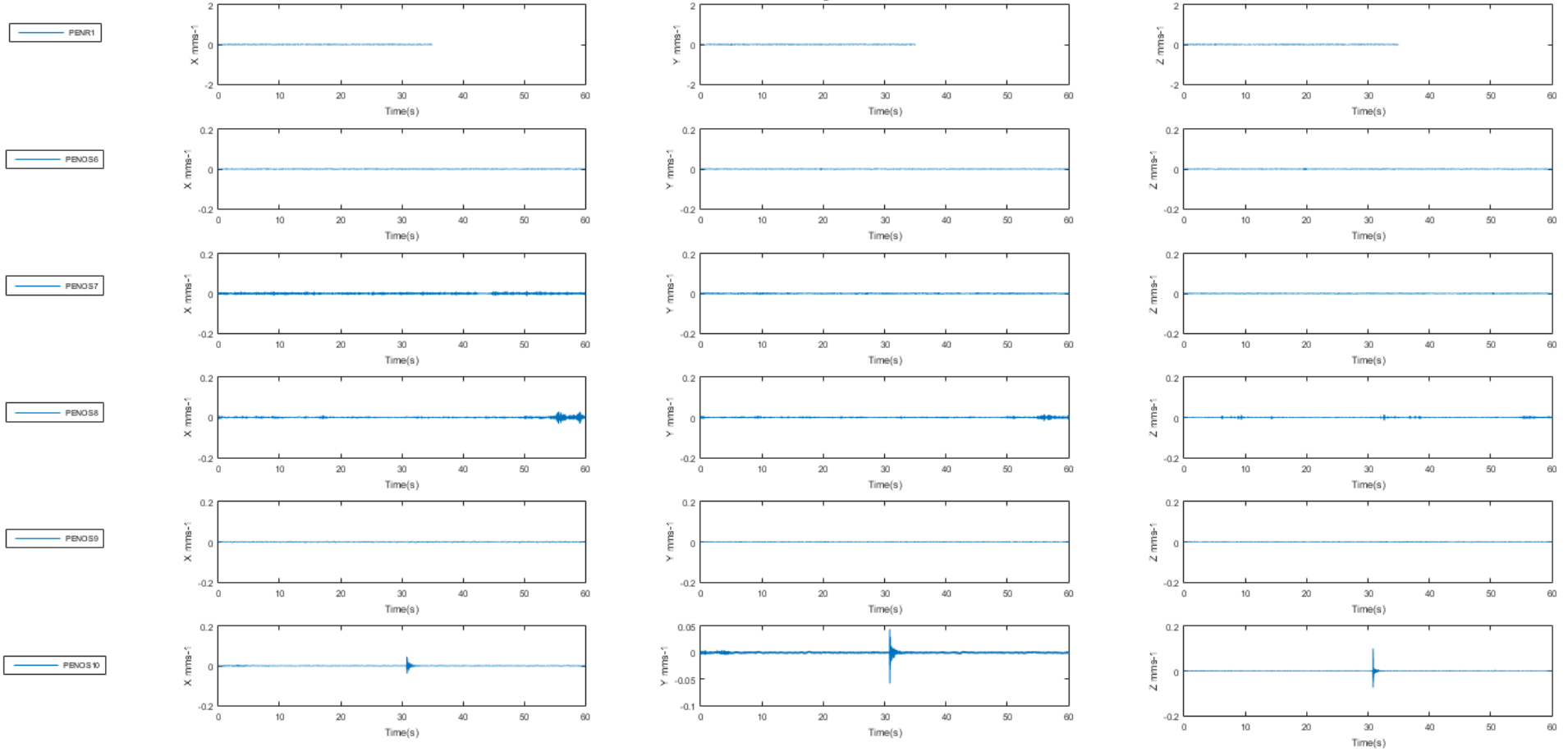


FIGURE 3.227: PEN_OS 6 - 10 15-02-S1-12 & S2-19

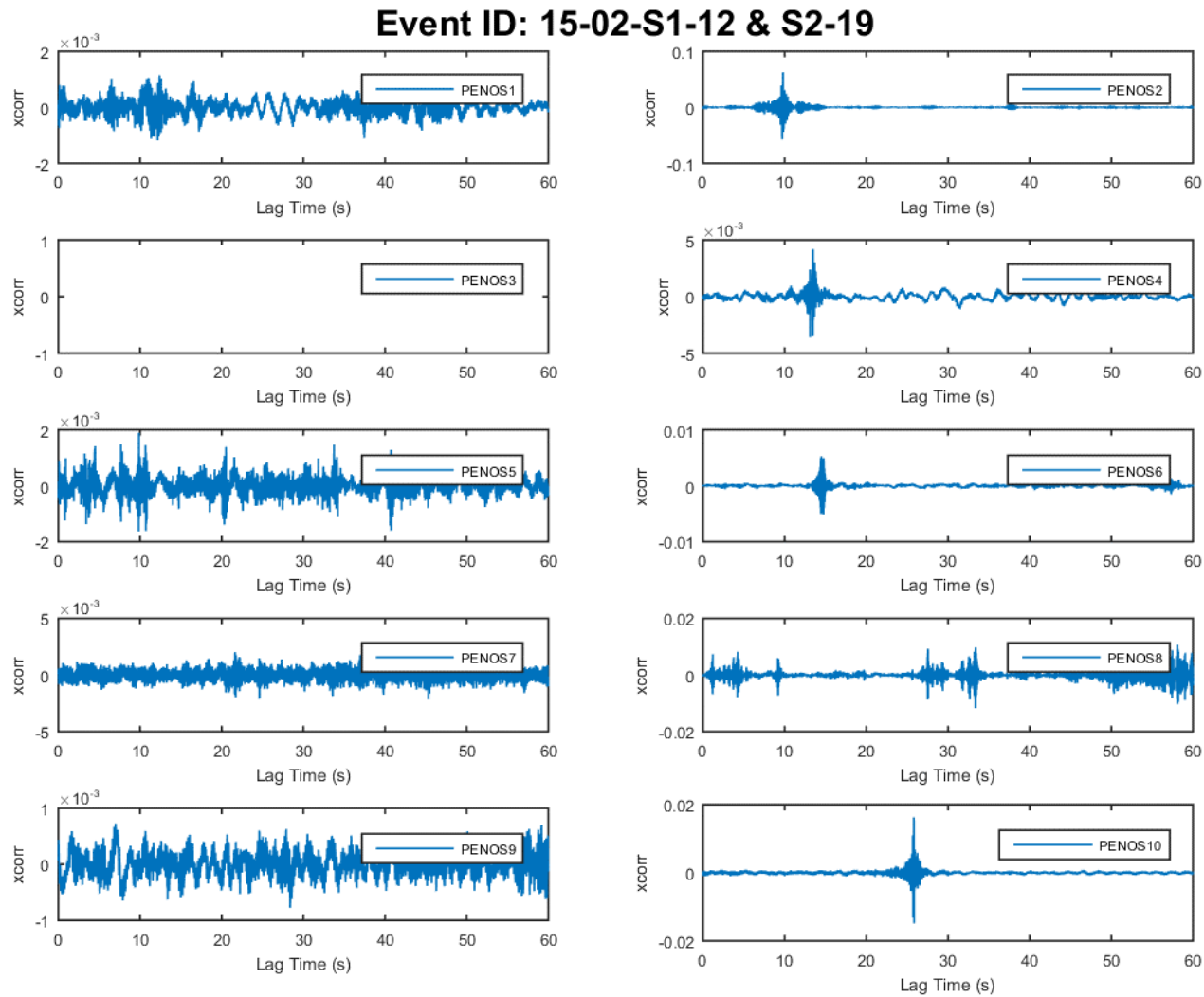


FIGURE 3.228: CROSS CORRELATION PEN_OS 1 - 10 15-02-S1-12 & S2-19

Peak Particle Velocity - Event ID: 15-02-S1-12 & S2-19

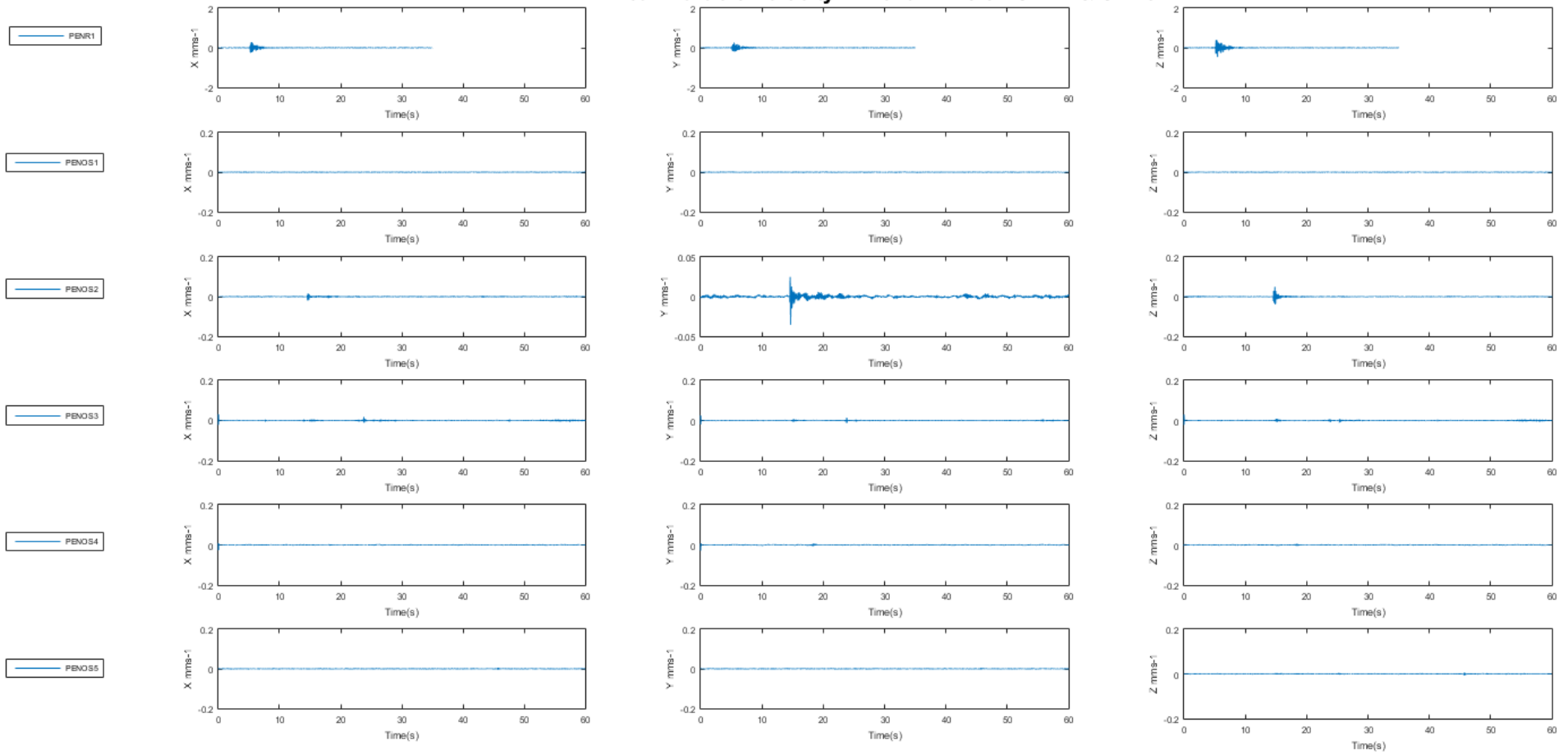


FIGURE 3.229: PEN_OS 1 - 5 15-02-S1-12 & S2-19

Peak Particle Velocity - Event ID: 15-02-S1-12 & S2-19

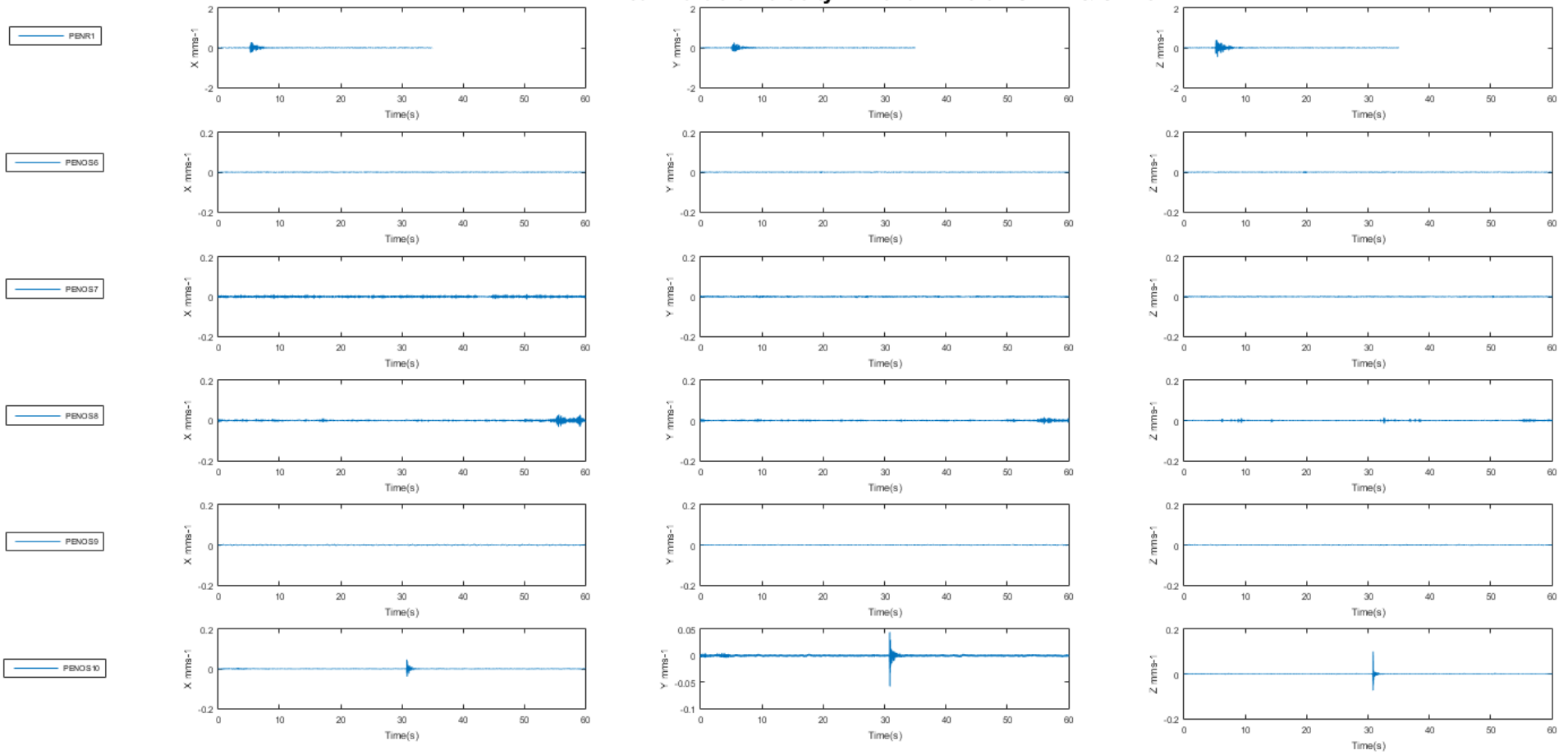


FIGURE 3.230: PEN_OS 6 - 10 15-02-S1-12 & S2-19

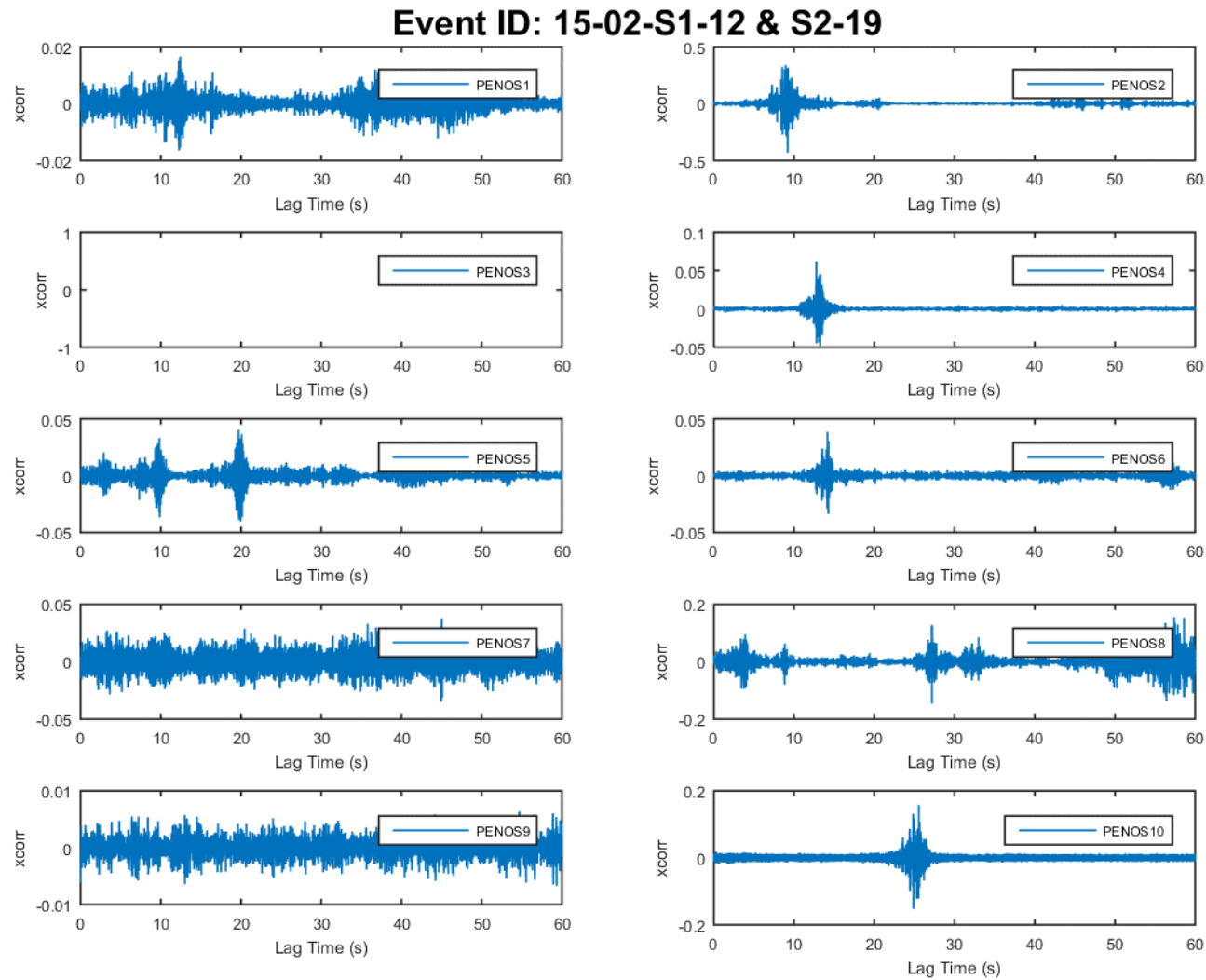


FIGURE 3.231: CROSS CORRELATION PEN_OS 1 - 10 15-02-S1-12 & S2-19

Peak Particle Velocity - Event ID: 15-02-S1-13 & S2-22

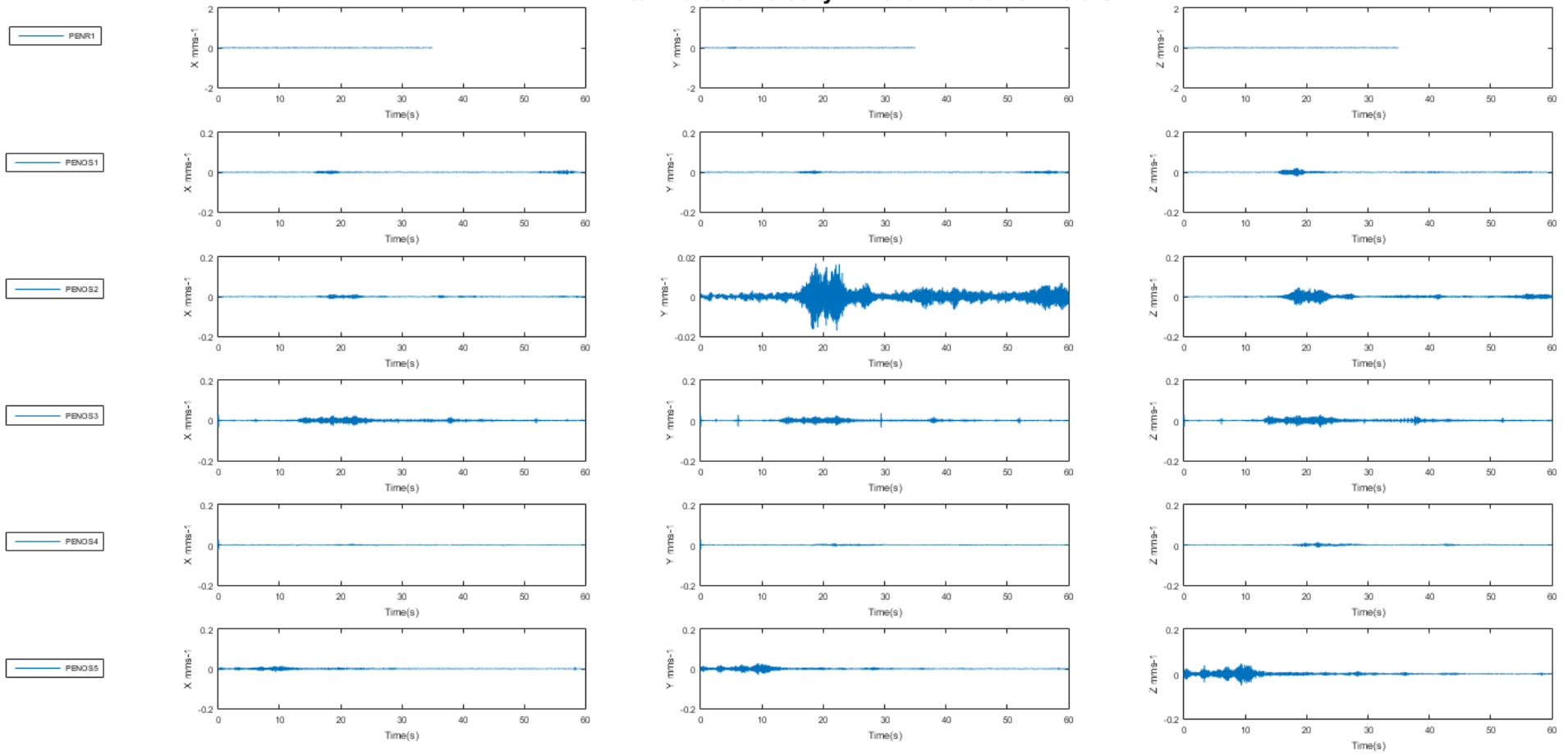


FIGURE 3.232: PEN_OS 1 - 5 15-02-S1-13 & S2-22

Peak Particle Velocity - Event ID: 15-02-S1-13 & S2-22

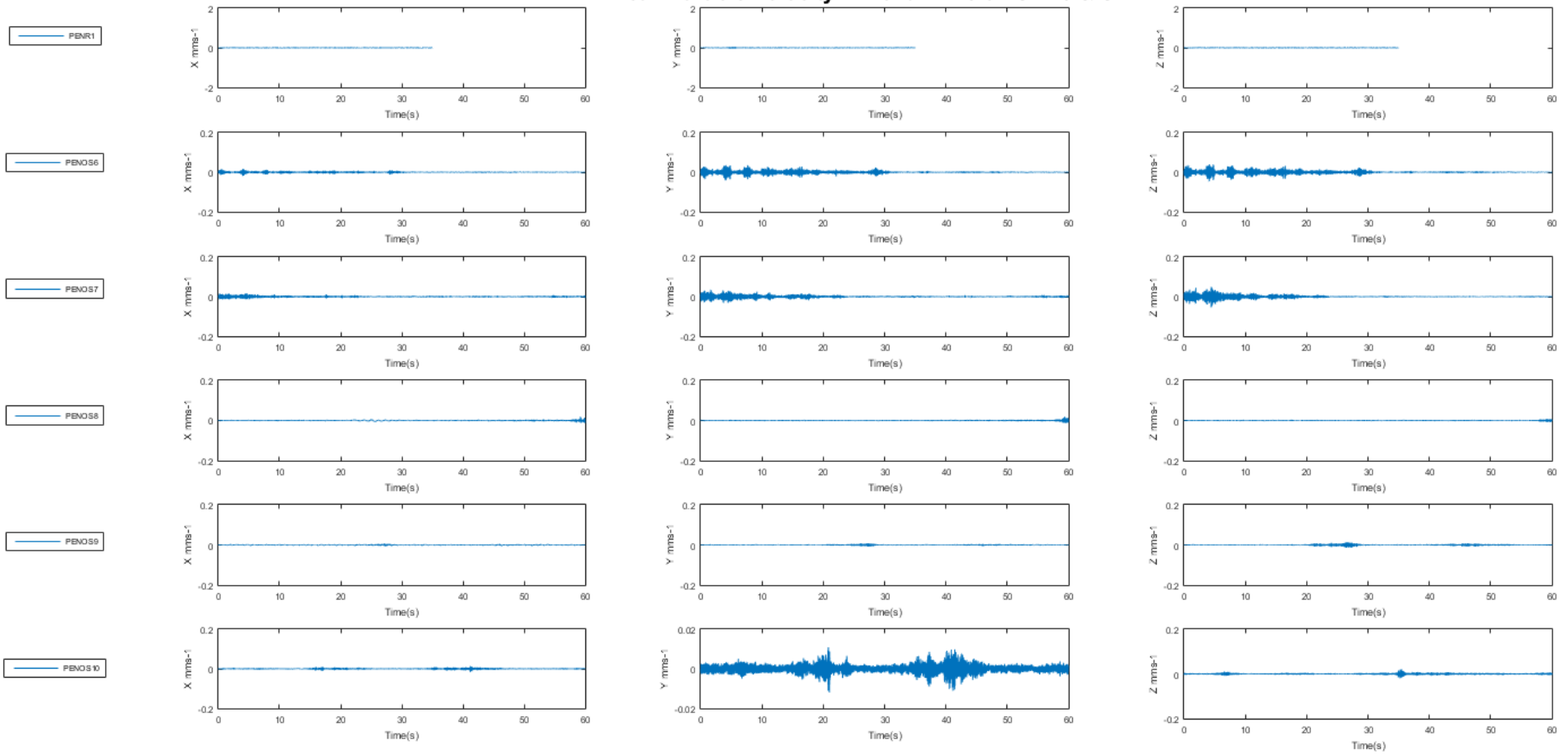


FIGURE 3.233: PEN_OS 6 - 10 15-02-S1-13 & S2-22

Event ID: 15-02-S1-13 & S2-22

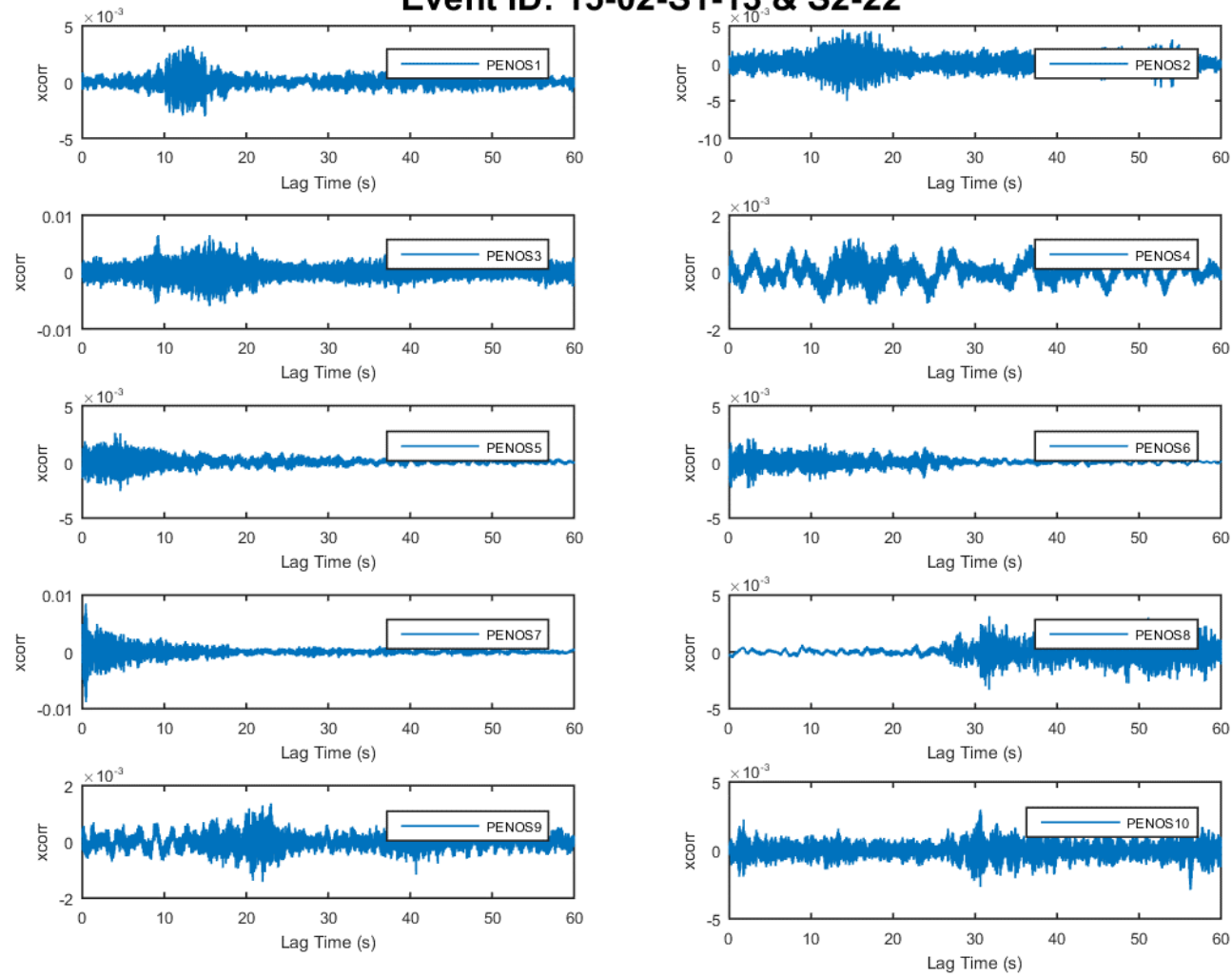


FIGURE 3.234: CROSS CORRELATION PEN_OS 1 - 10 15-02-S1-13 & S2-22

Peak Particle Velocity - Event ID: 15-02-S1-13 & S2-22

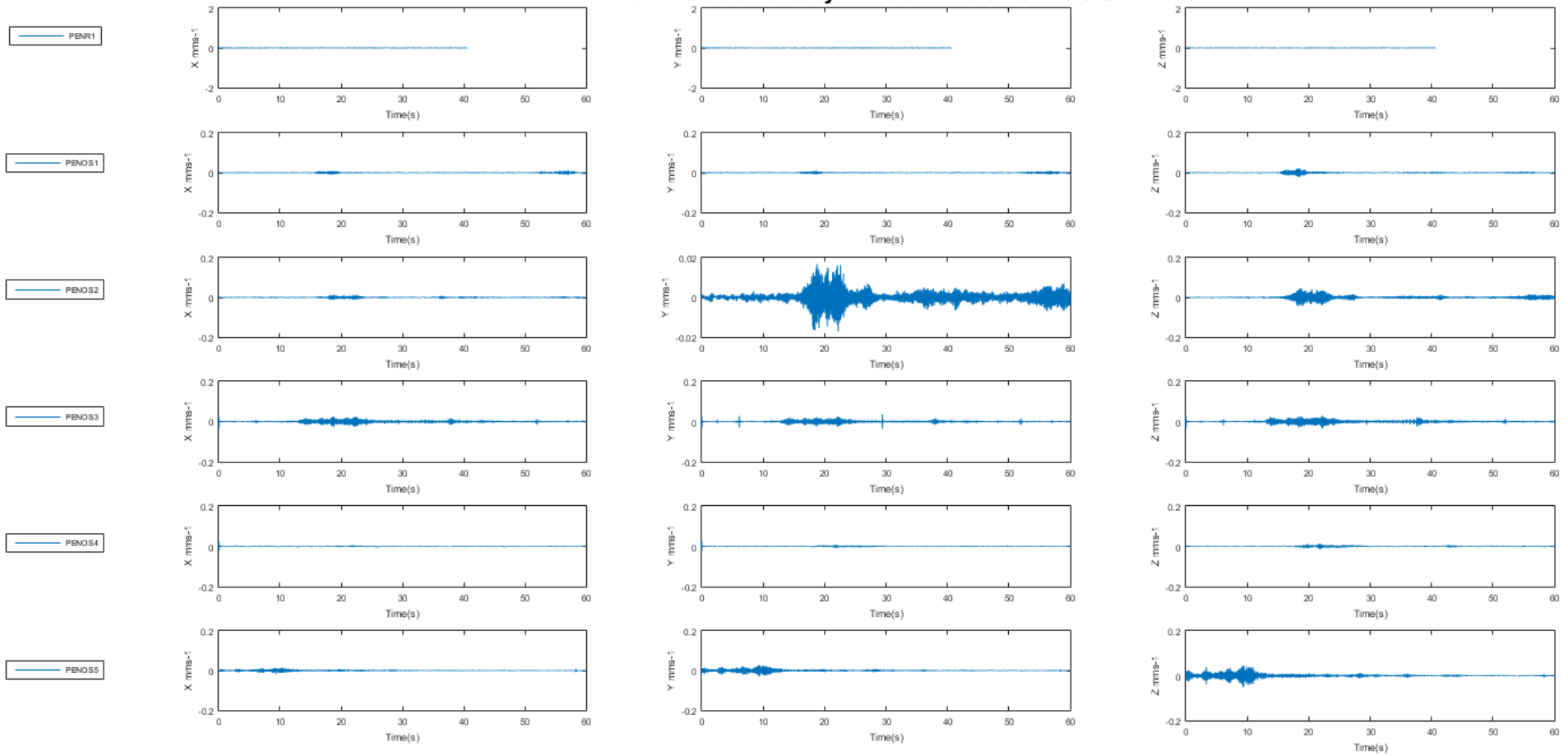


FIGURE 3.235: PEN_OS 1 - 5 15-02-S1-13 & S2-22

Peak Particle Velocity - Event ID: 15-02-S1-13 & S2-22

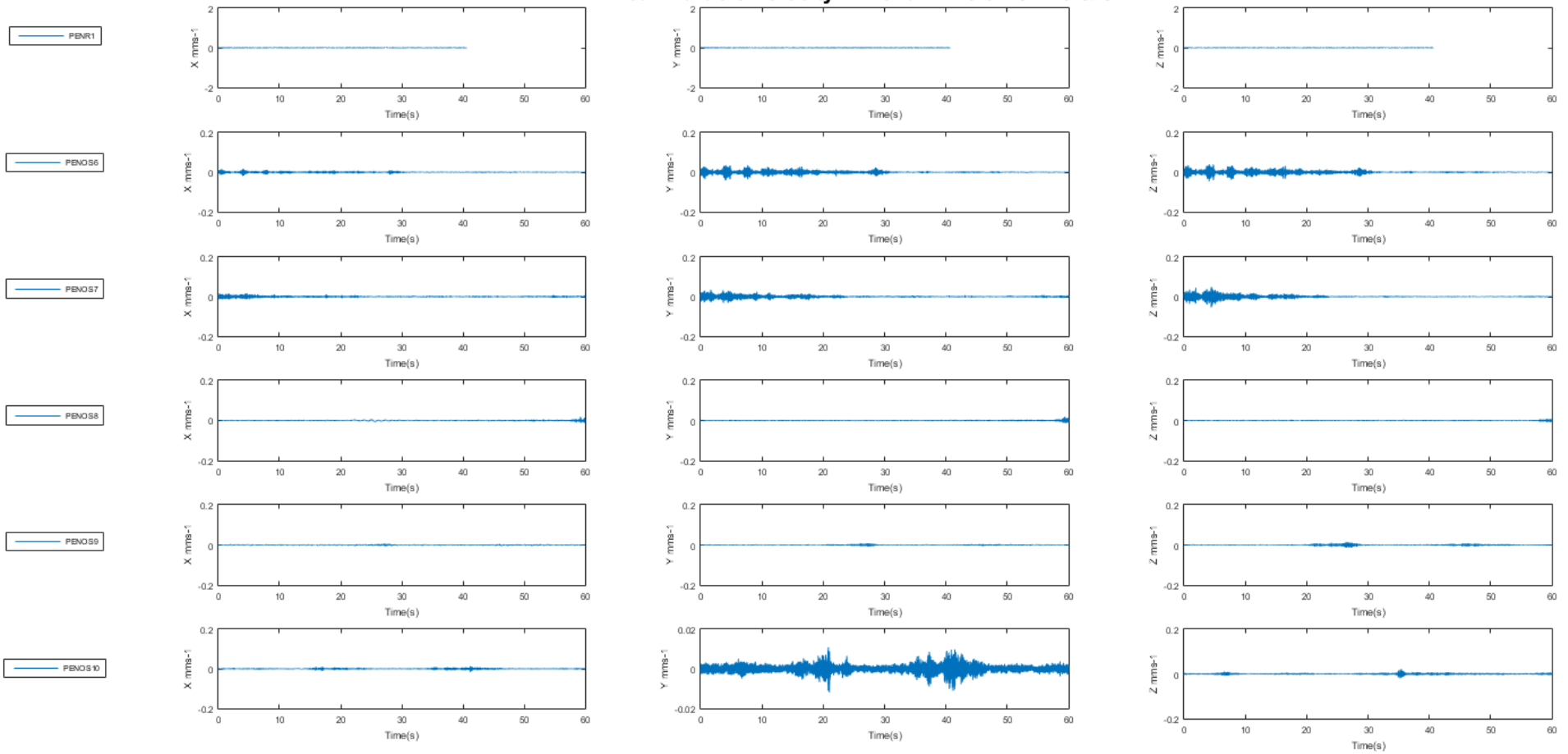


FIGURE 3.236: PEN_OS 6 - 10 15-02-S1-13 & S2-22

Event ID: 15-02-S1-13 & S2-22

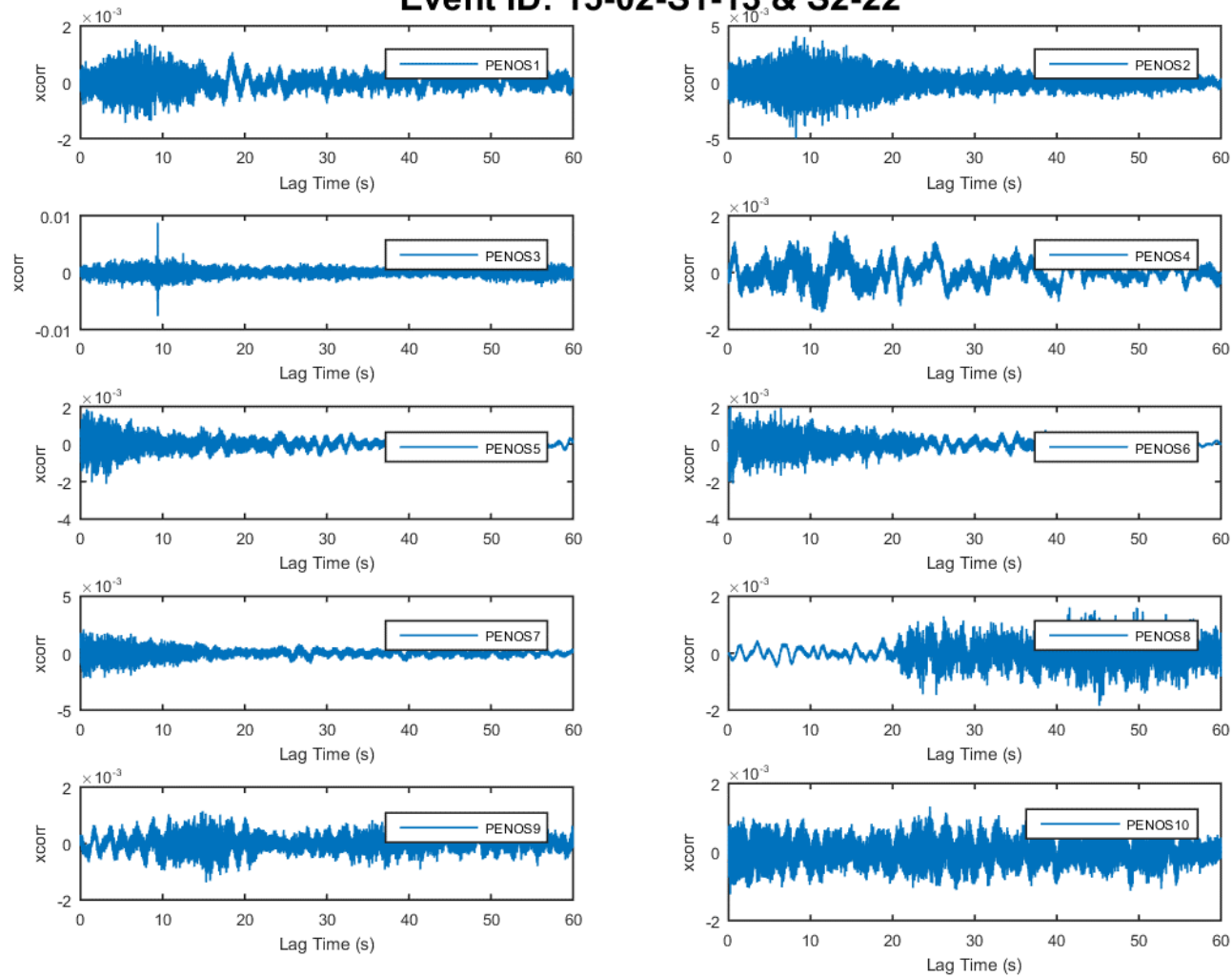


FIGURE 3.237: CROSS CORRELATION PEN_OS 1 - 10 15-02-S1-13 & S2-22

Peak Particle Velocity - Event ID: 15-02-S1-22 & S2-32

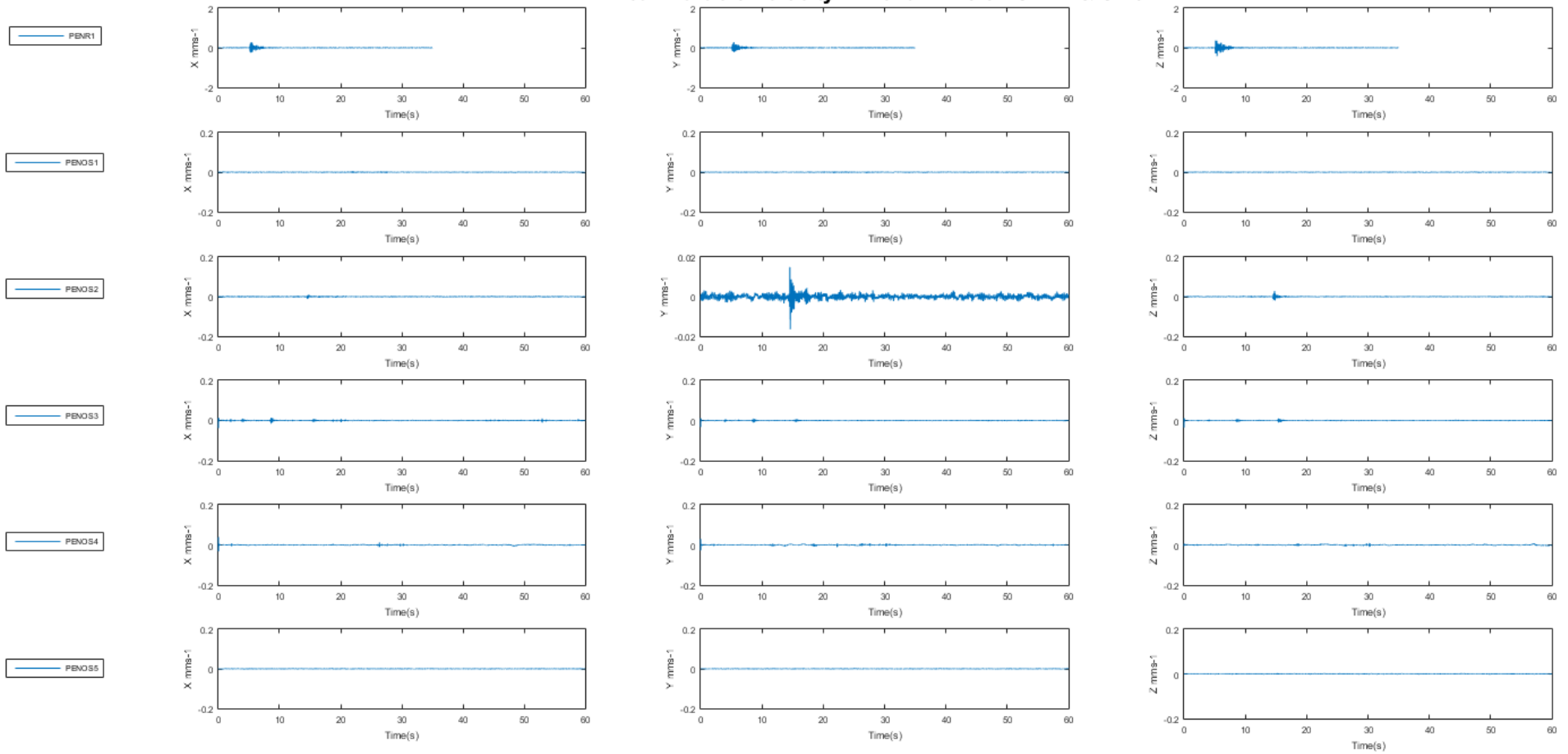


FIGURE 3.238: PEN_OS 1 - 5 15-02-S1-22 & S2-32

Peak Particle Velocity - Event ID: 15-02-S1-22 & S2-32

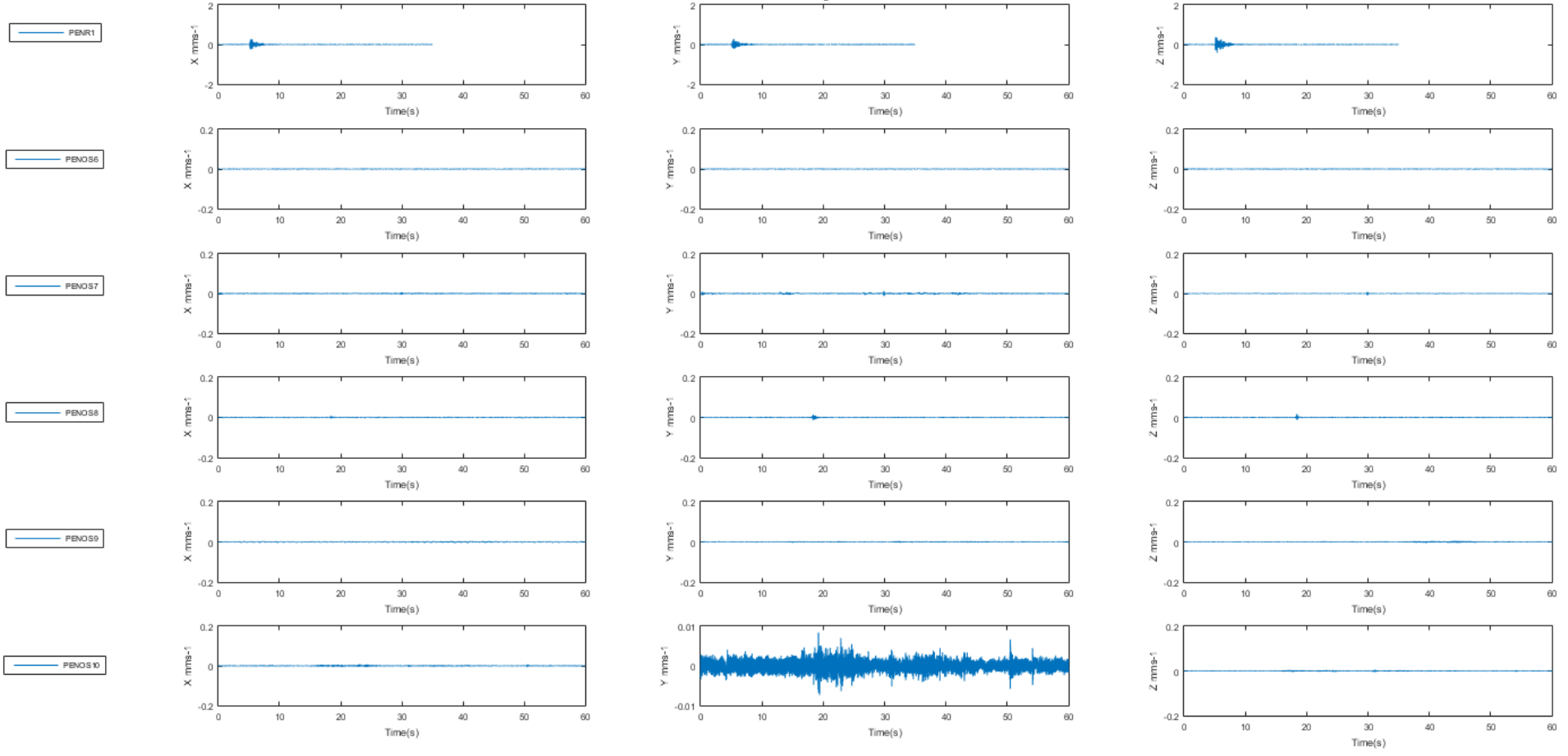


FIGURE 3.239: PEN_OS 6 - 10 15-02-S1-22 & S2-32

Event ID: 15-02-S1-22 & S2-32

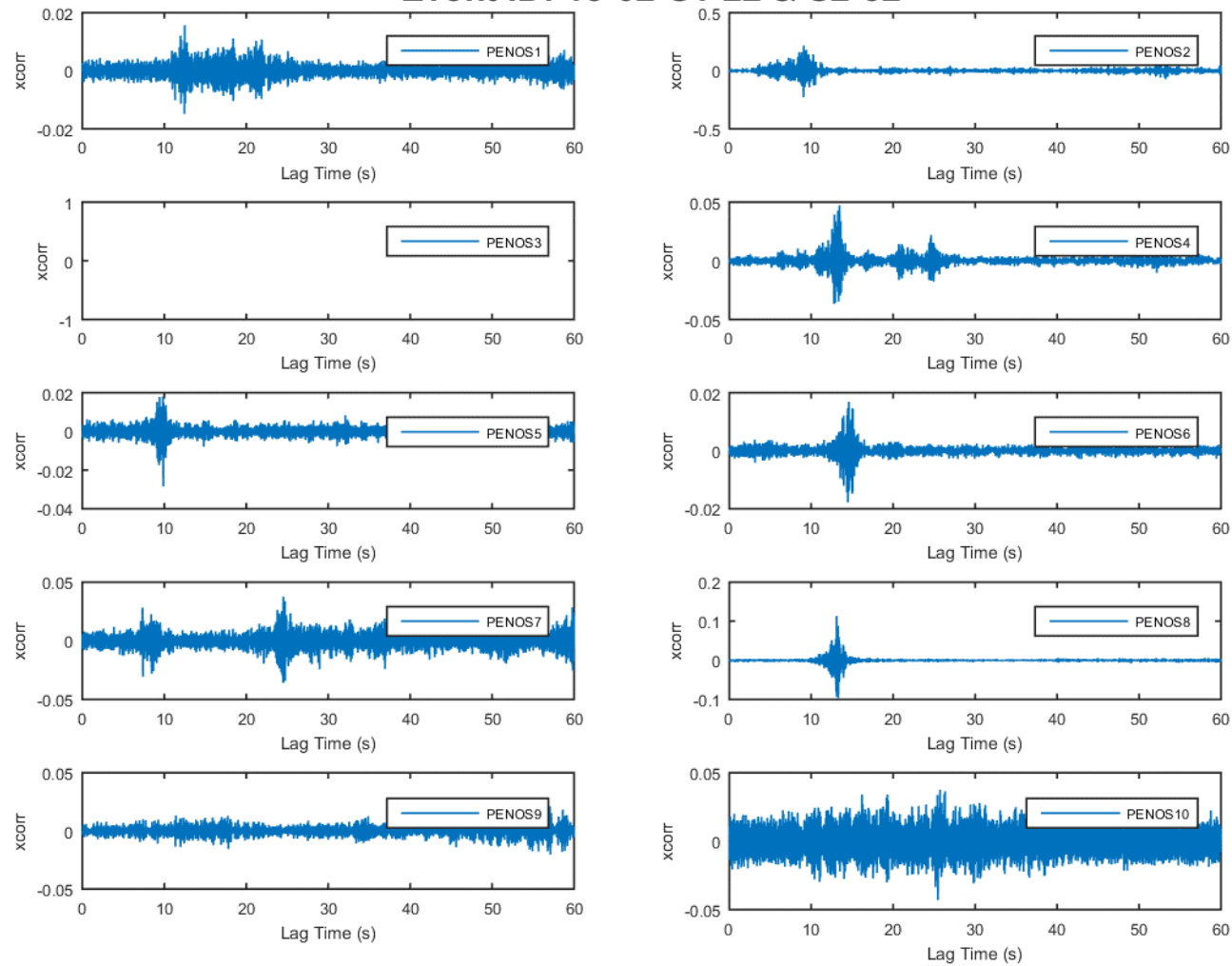


FIGURE 3.240: CROSS CORRELATION PEN_OS 1 - 10 15-02-S1-22 & S2-32

Peak Particle Velocity - Event ID: 15-02-S1-29 & S2-47

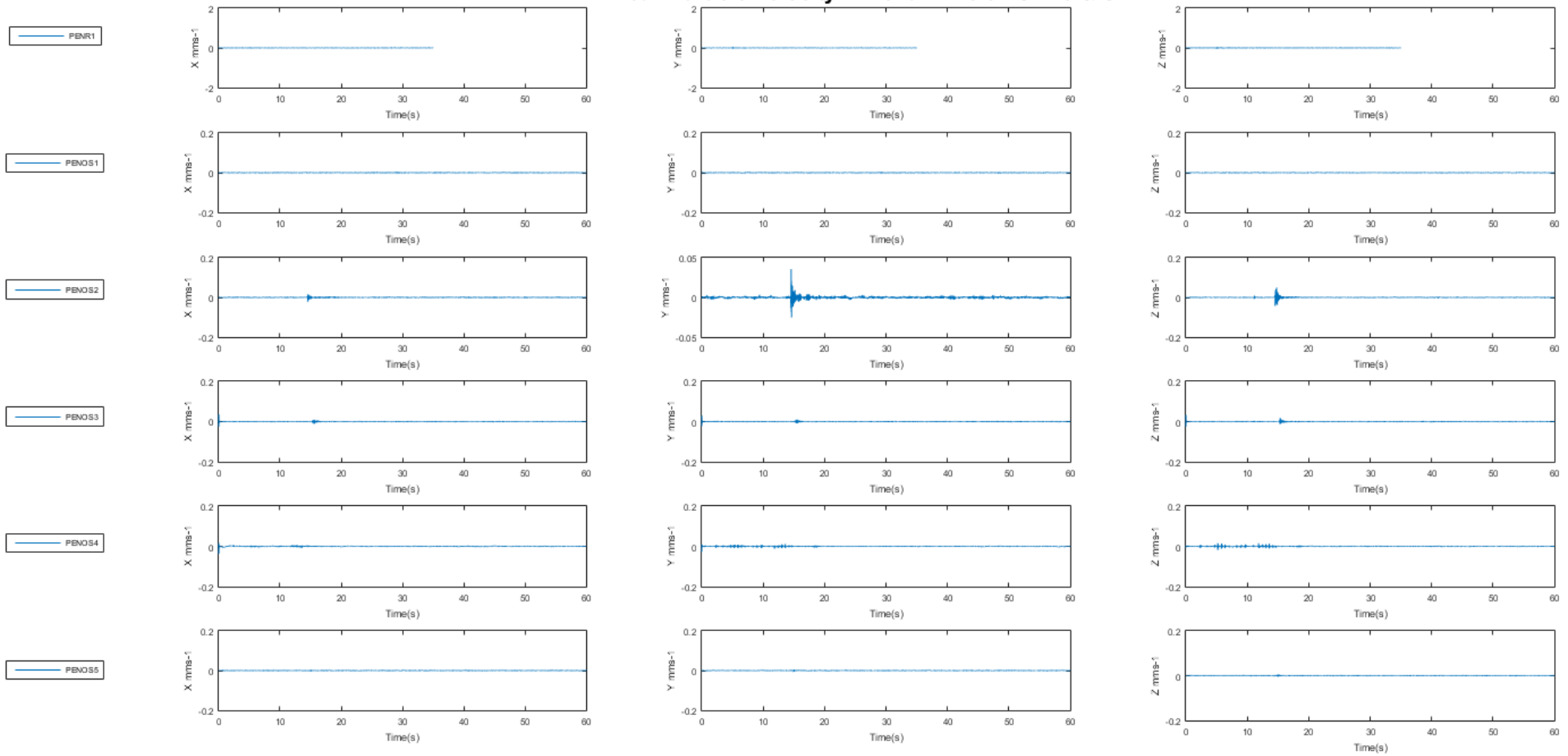


FIGURE 3.241: PEN_OS 1 - 5 15-02-S1-29 & S2-47

Peak Particle Velocity - Event ID: 15-02-S1-29 & S2-47

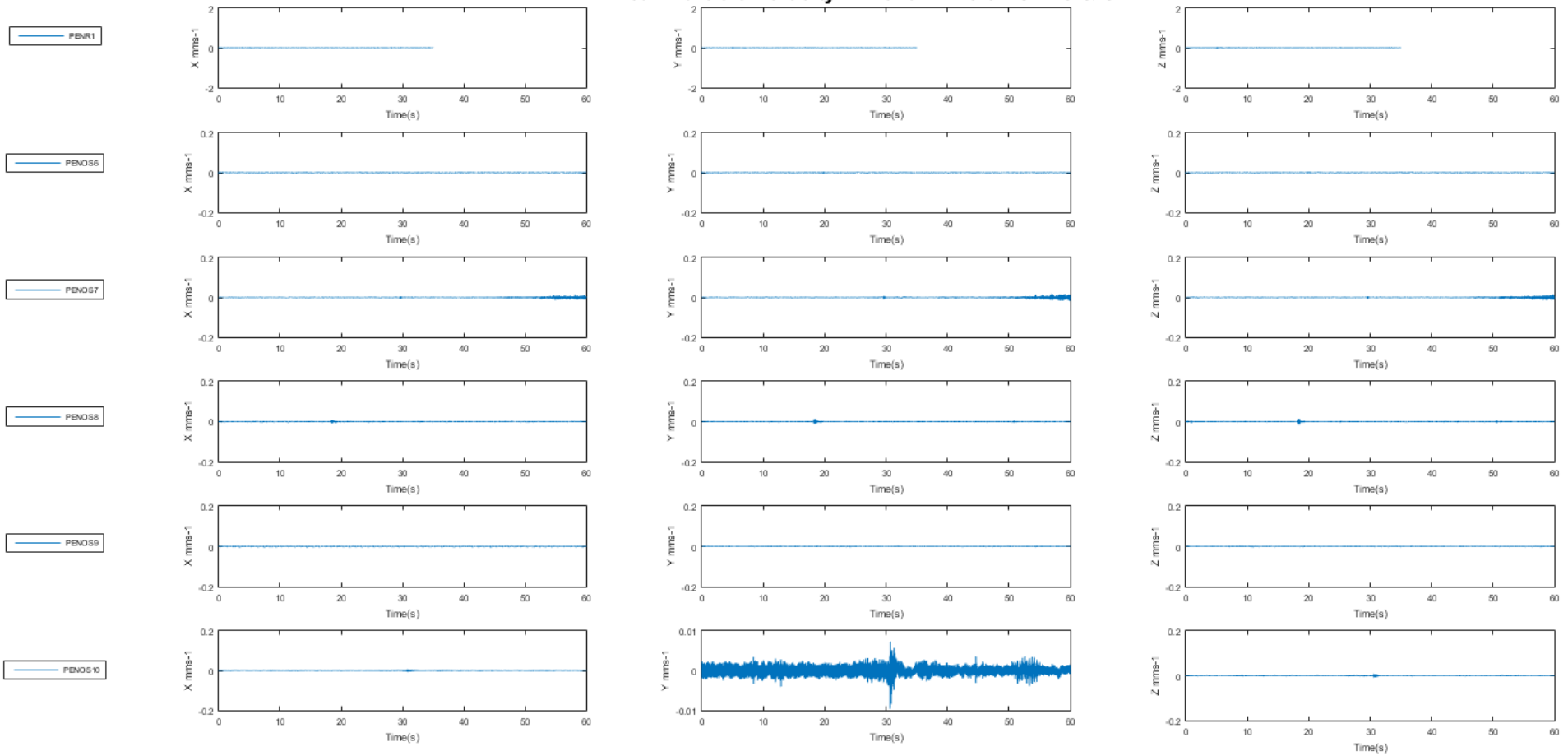


FIGURE 3.242: PEN_OS 6 - 10 15-02-S1-29 & S2-47

Event ID: 15-02-S1-29 & S2-47

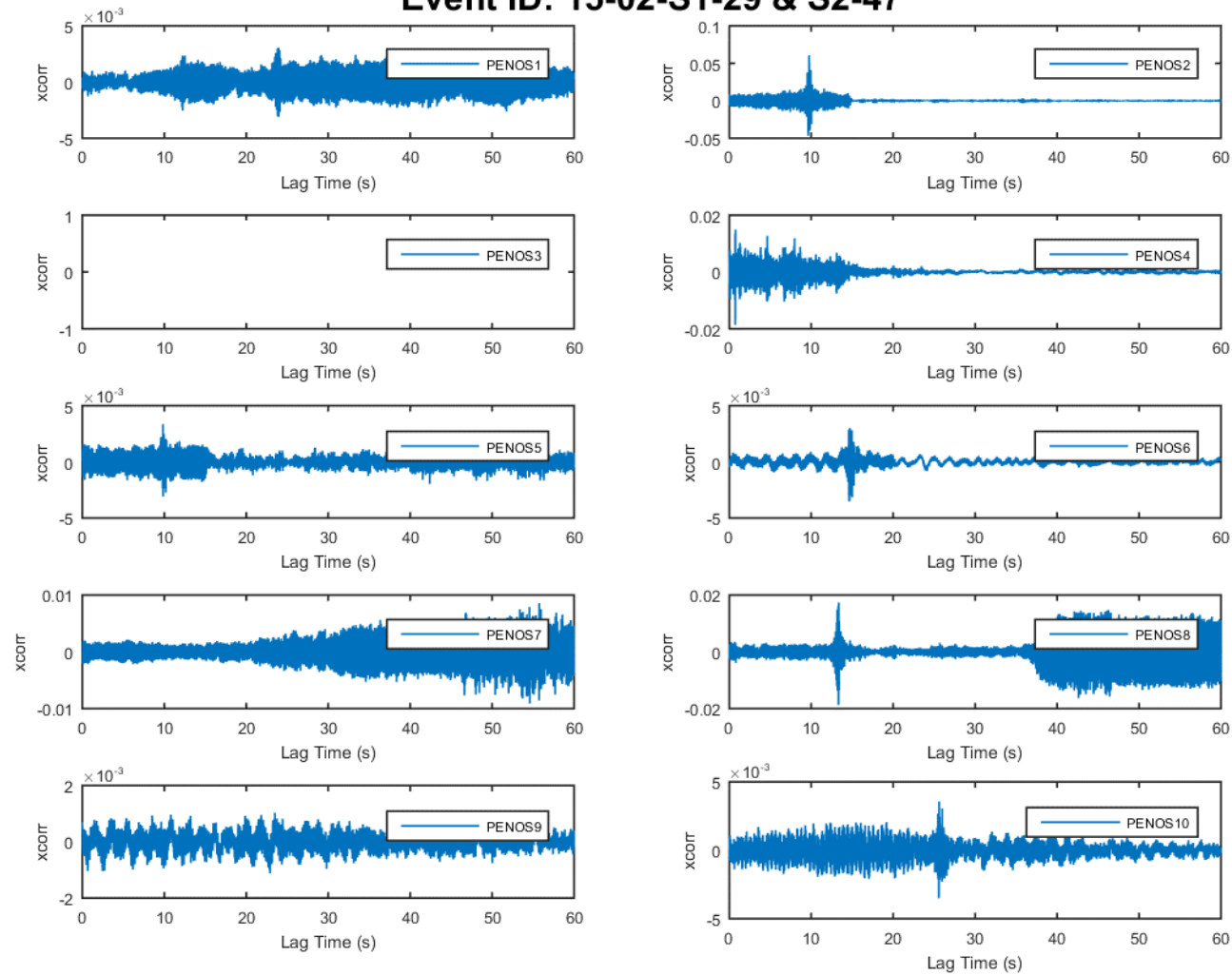


FIGURE 3.243: CROSS CORRELATION PEN_OS 1 - 10 15-02-S1-29 & S2-47

Peak Particle Velocity - Event ID: 15-02-S1-29 & S2-47

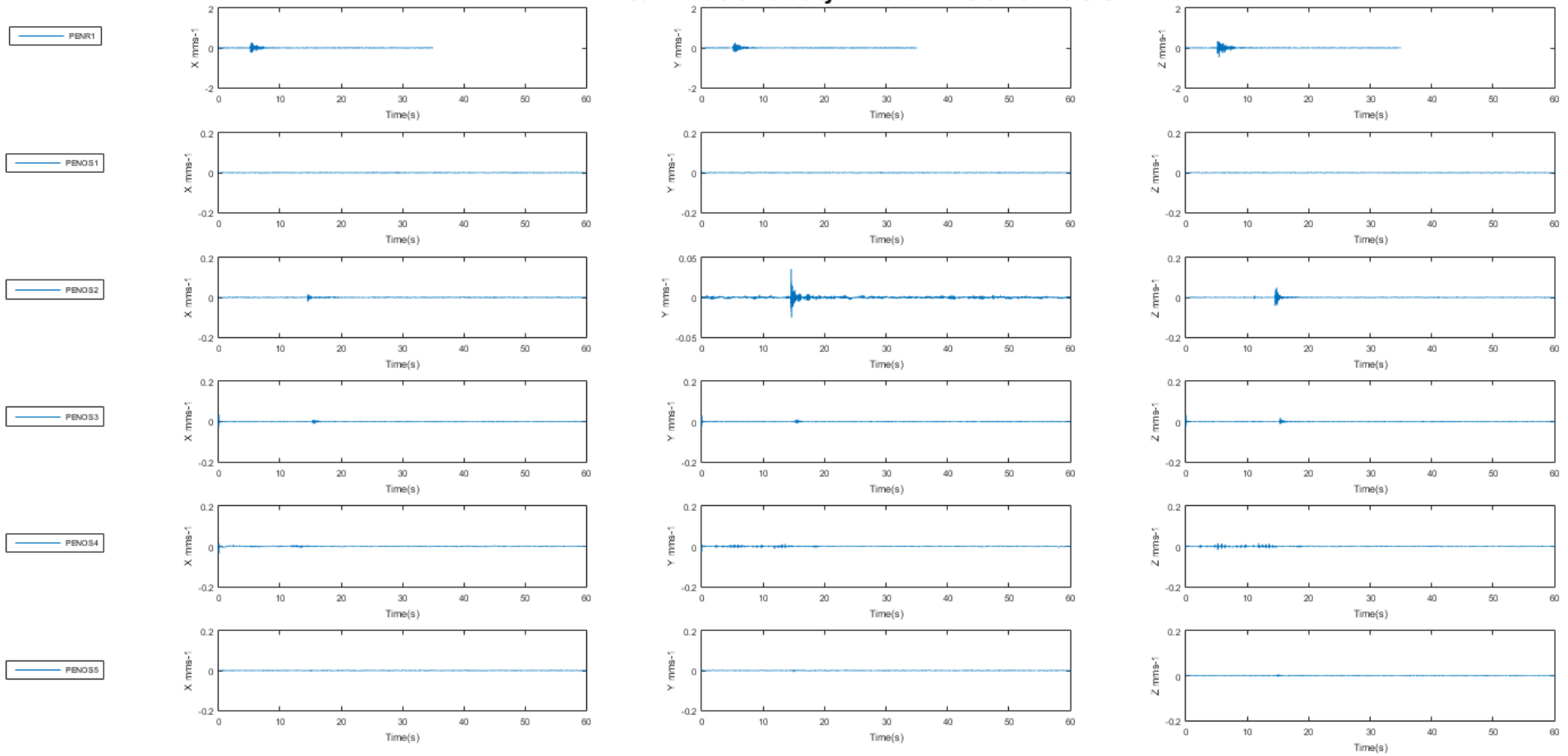


FIGURE 3.244: PEN_OS 1 - 5 15-02-S1-29 & S2-47

Peak Particle Velocity - Event ID: 15-02-S1-29 & S2-47

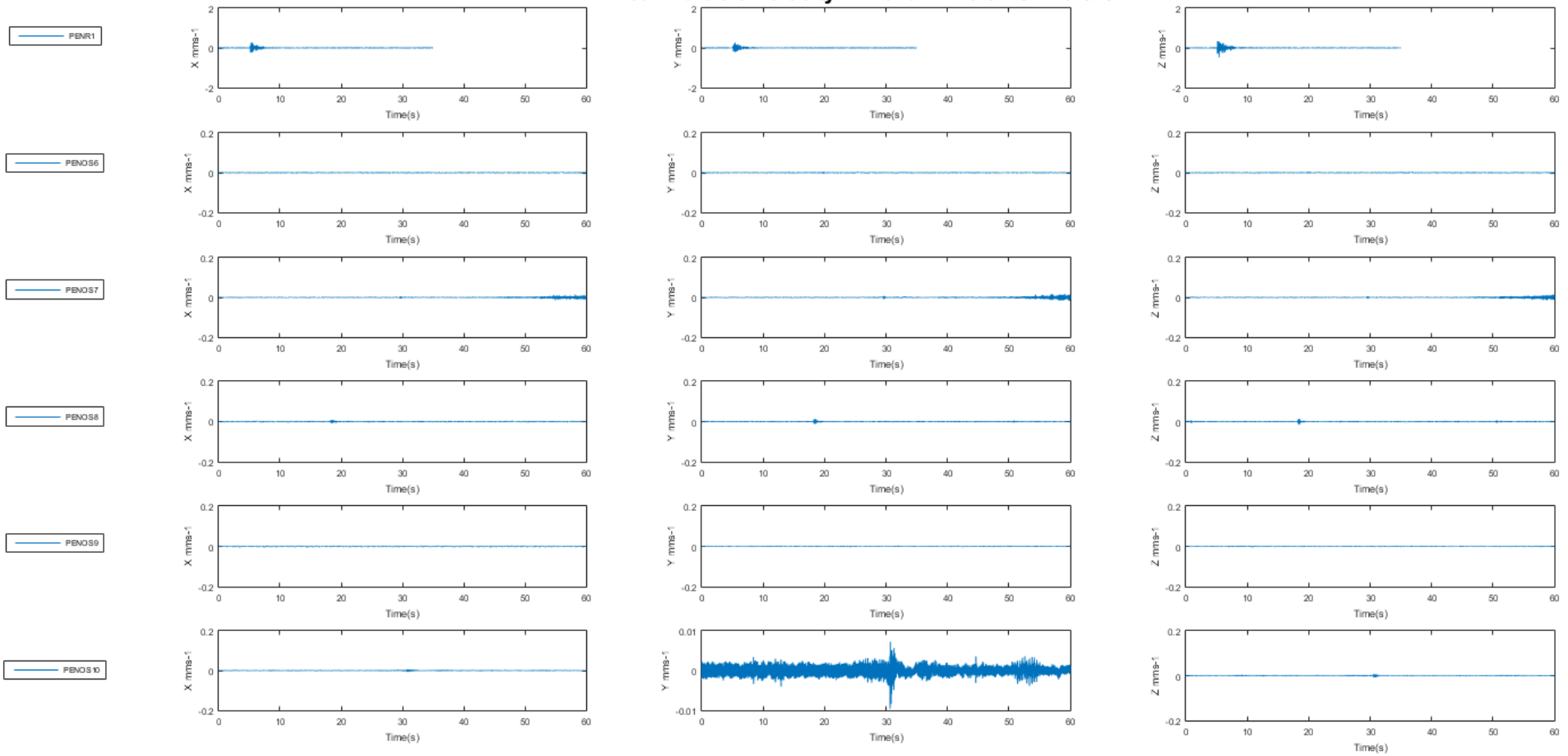


FIGURE 3.245: PEN_OS 6 - 10 15-02-S1-29 & S2-47

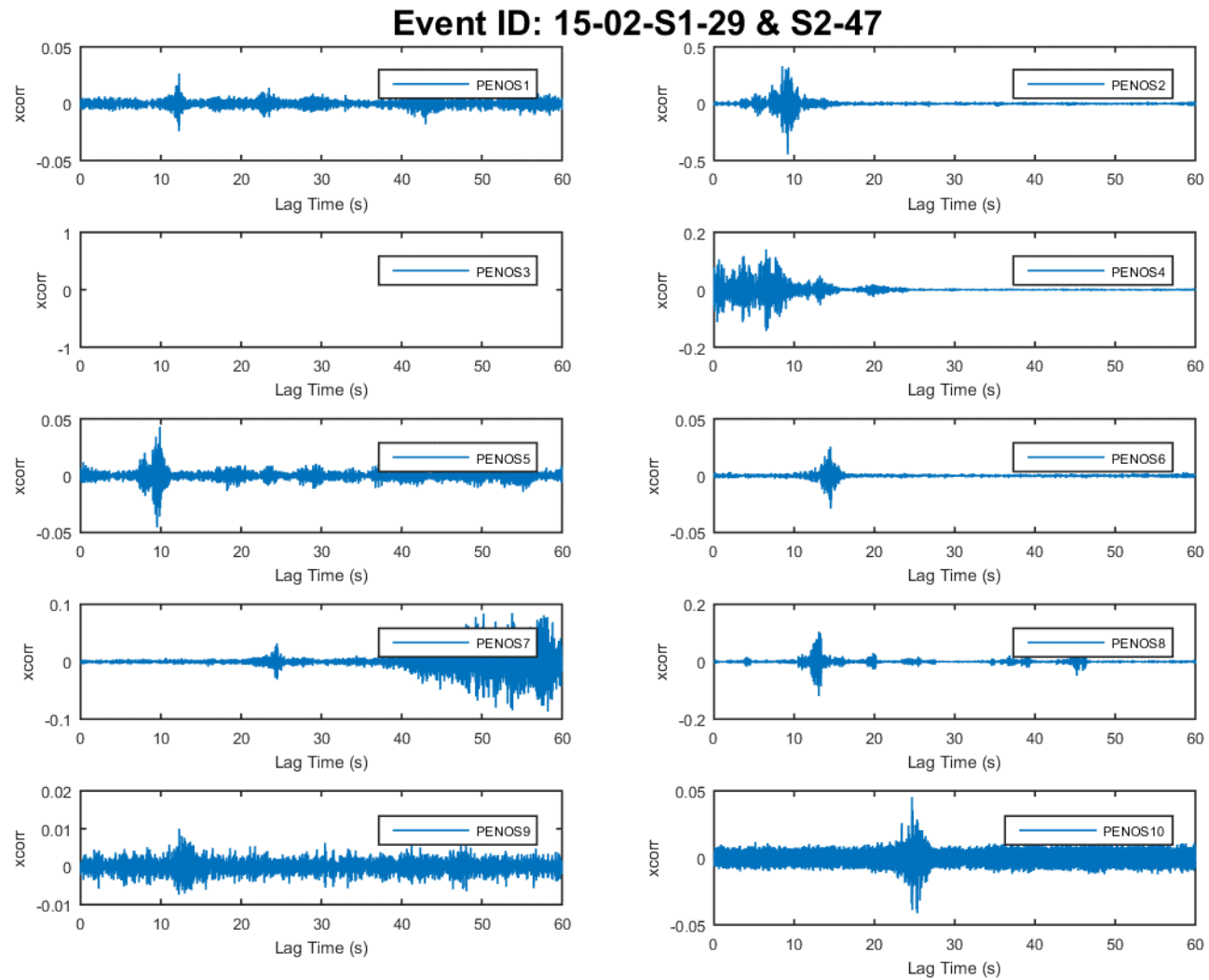


FIGURE 3.246: CROSS CORRELATION PEN_OS 1 - 10 15-02-S1-29 & S2-47

Peak Particle Velocity - Event ID: 15-02-S1-30 & S2-50

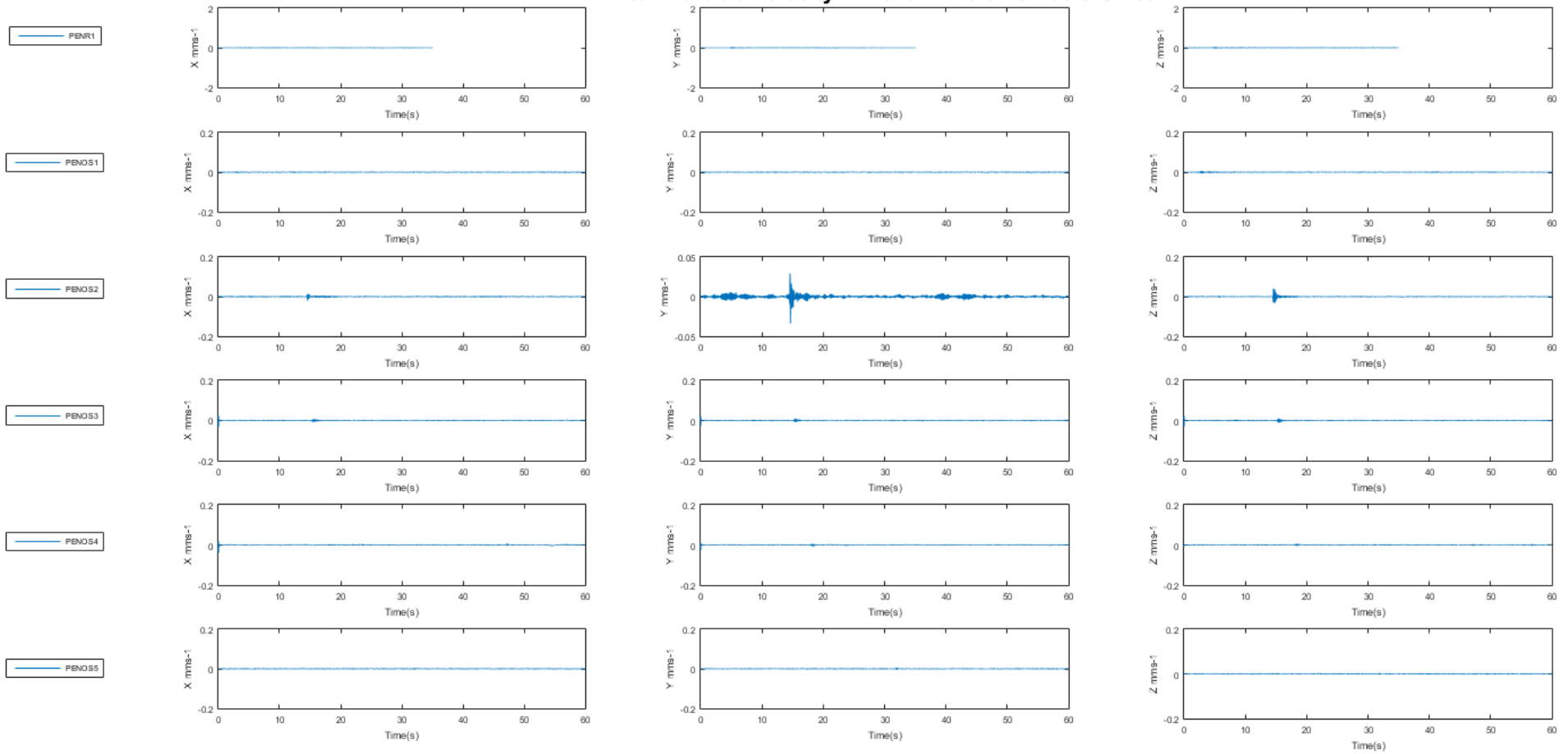


FIGURE 3.247: PEN_OS 1 - 5 15-02-S1-30 & S2-50

Peak Particle Velocity - Event ID: 15-02-S1-30 & S2-50

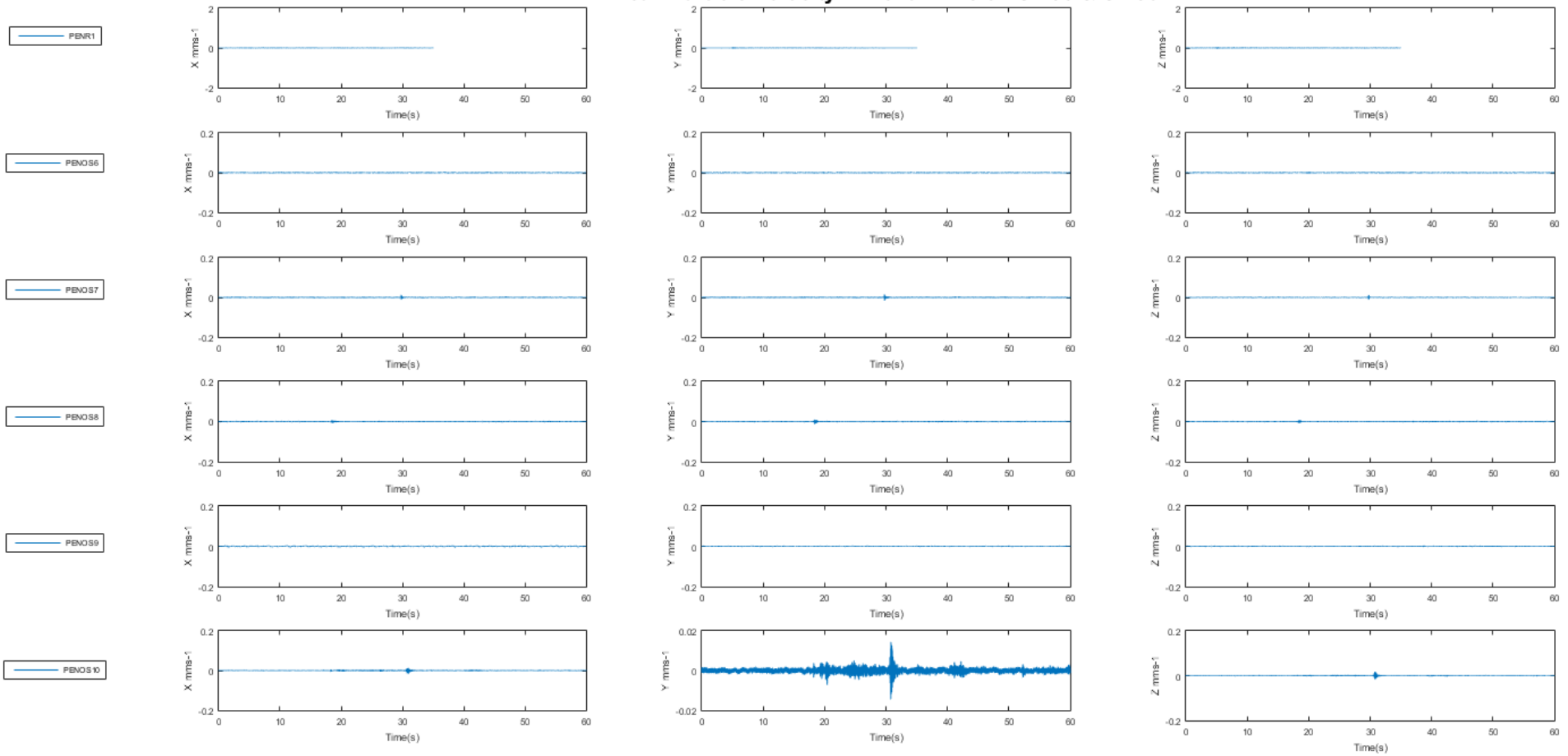


FIGURE 3.248: PEN_OS 6 - 10 15-02-S1-30 & S2-50

Event ID: 15-02-S1-30 & S2-50

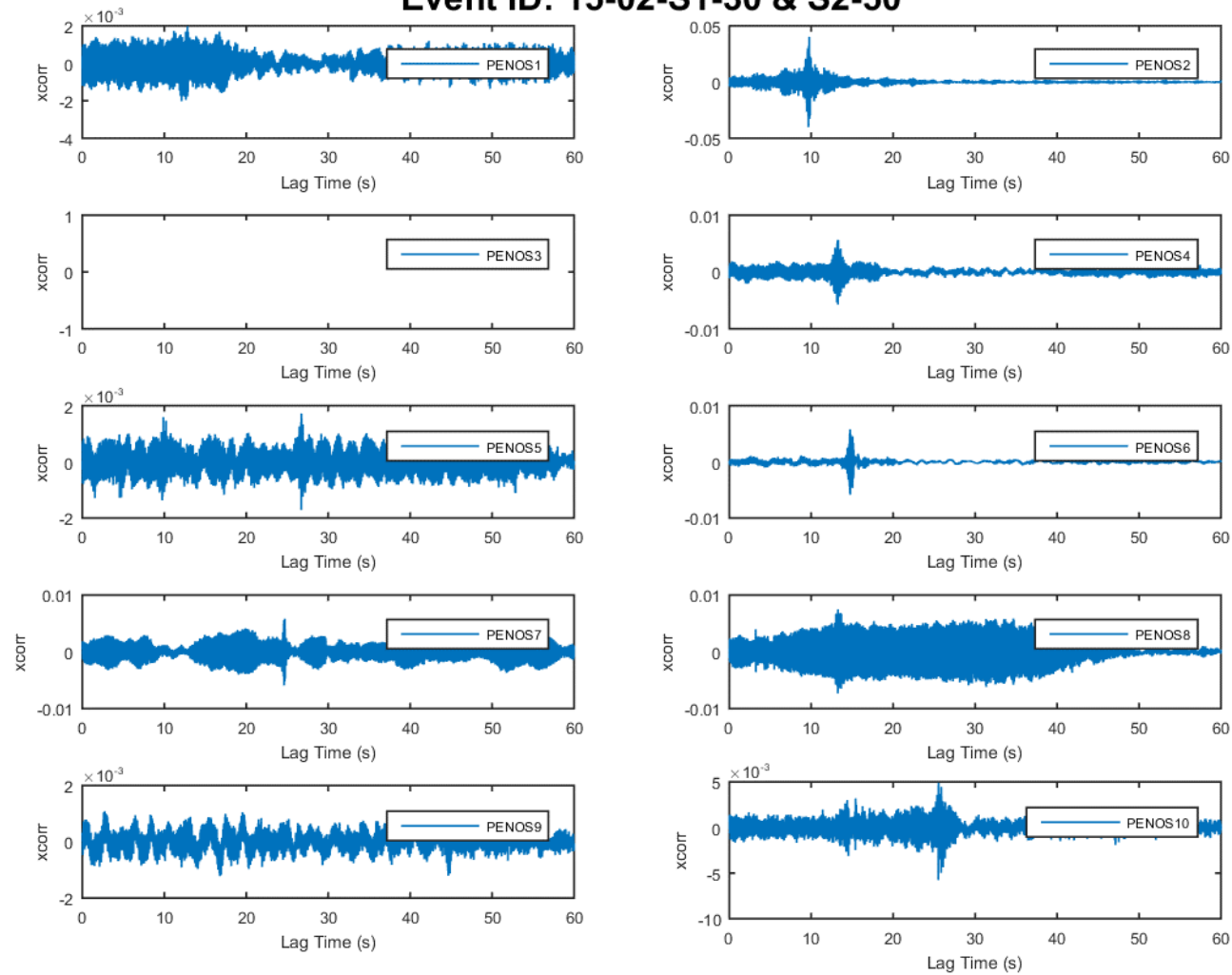


FIGURE 3.249: CROSS CORRELATION PEN_OS 1 - 10 15-02-S1-30 & S2-50

Peak Particle Velocity - Event ID: 15-02-S1-30 & S2-50

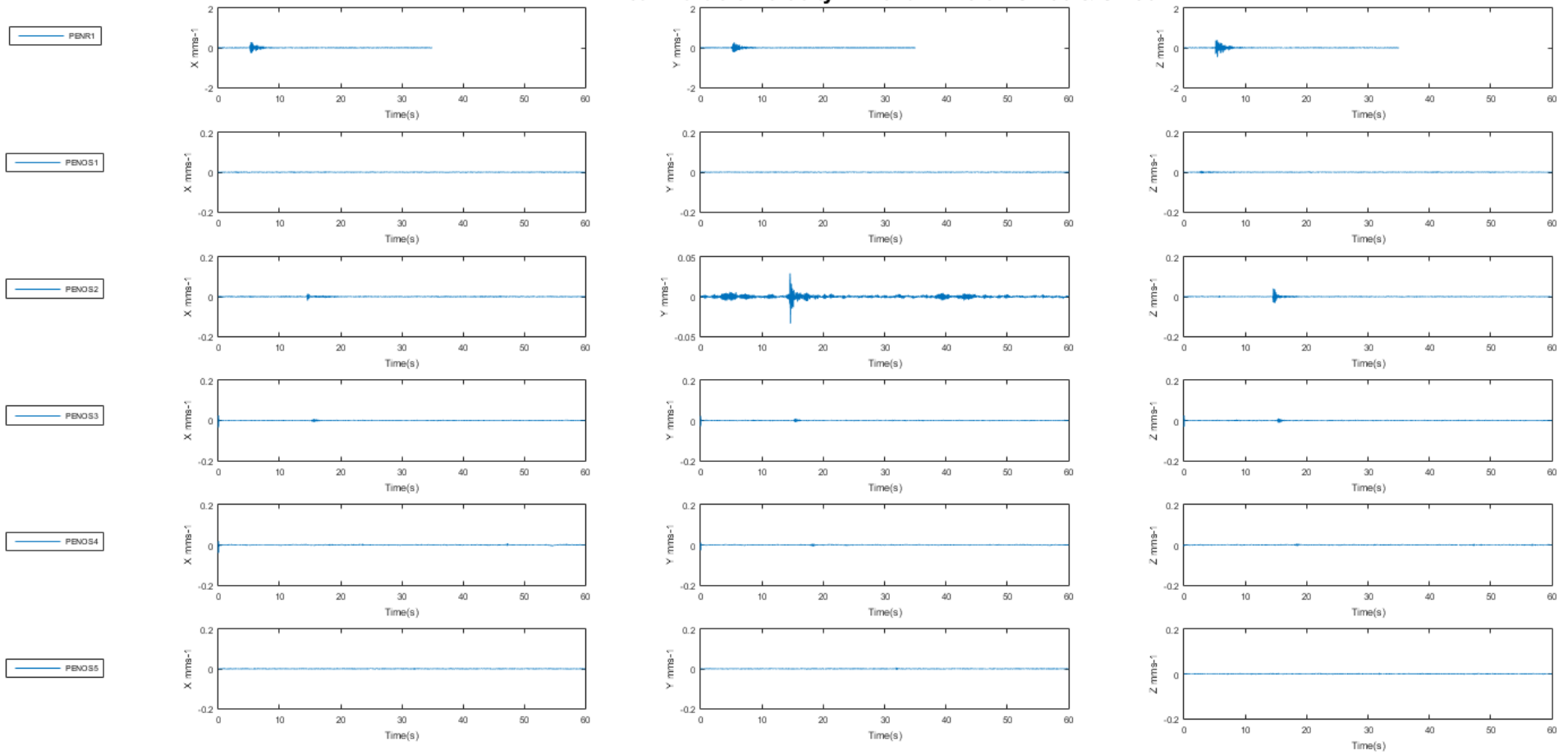


FIGURE 3.250: PEN_OS 1 - 5 15-02-S1-30 & S2-50

Peak Particle Velocity - Event ID: 15-02-S1-30 & S2-50

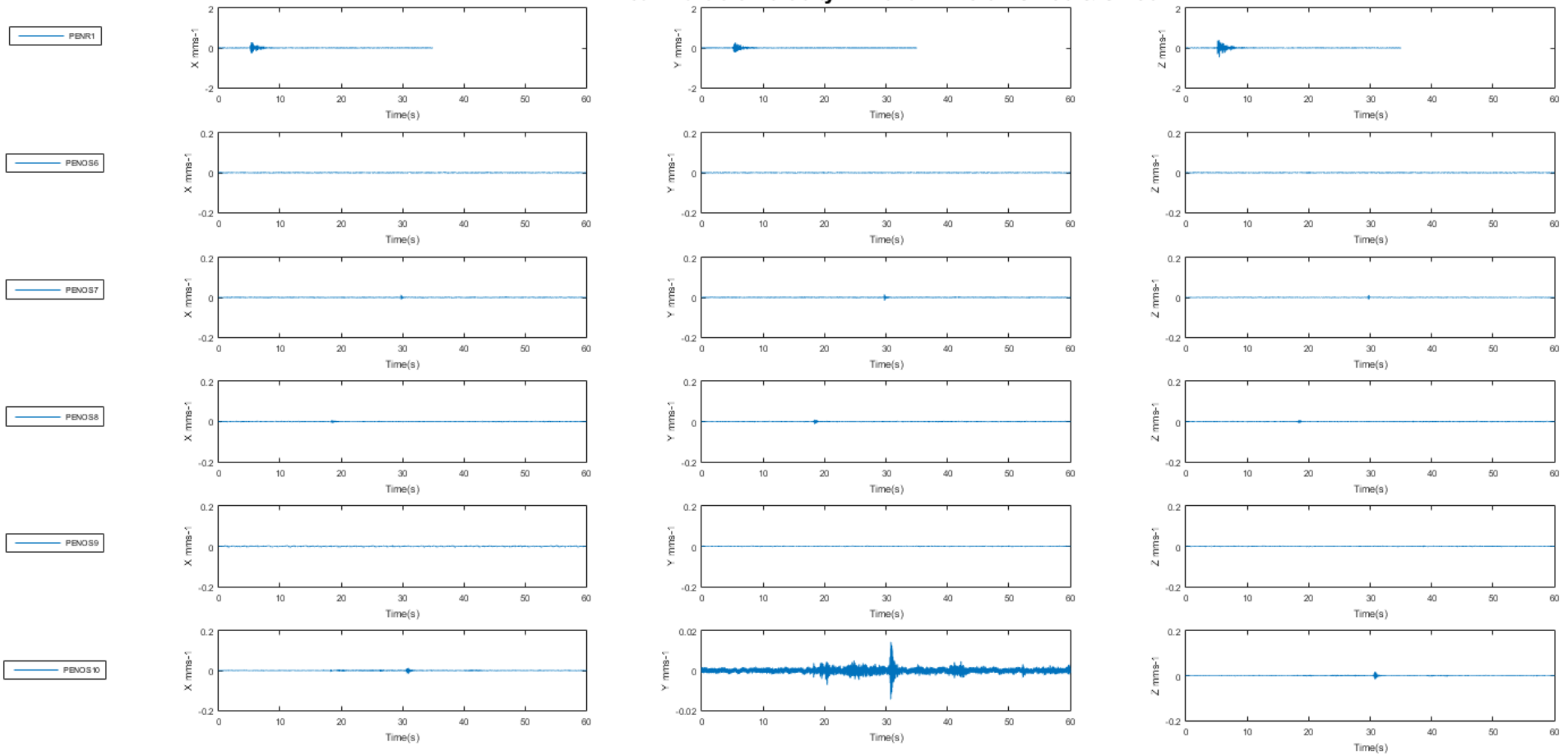


FIGURE 3.251: PEN_OS 6 - 10 15-02-S1-30 & S2-50

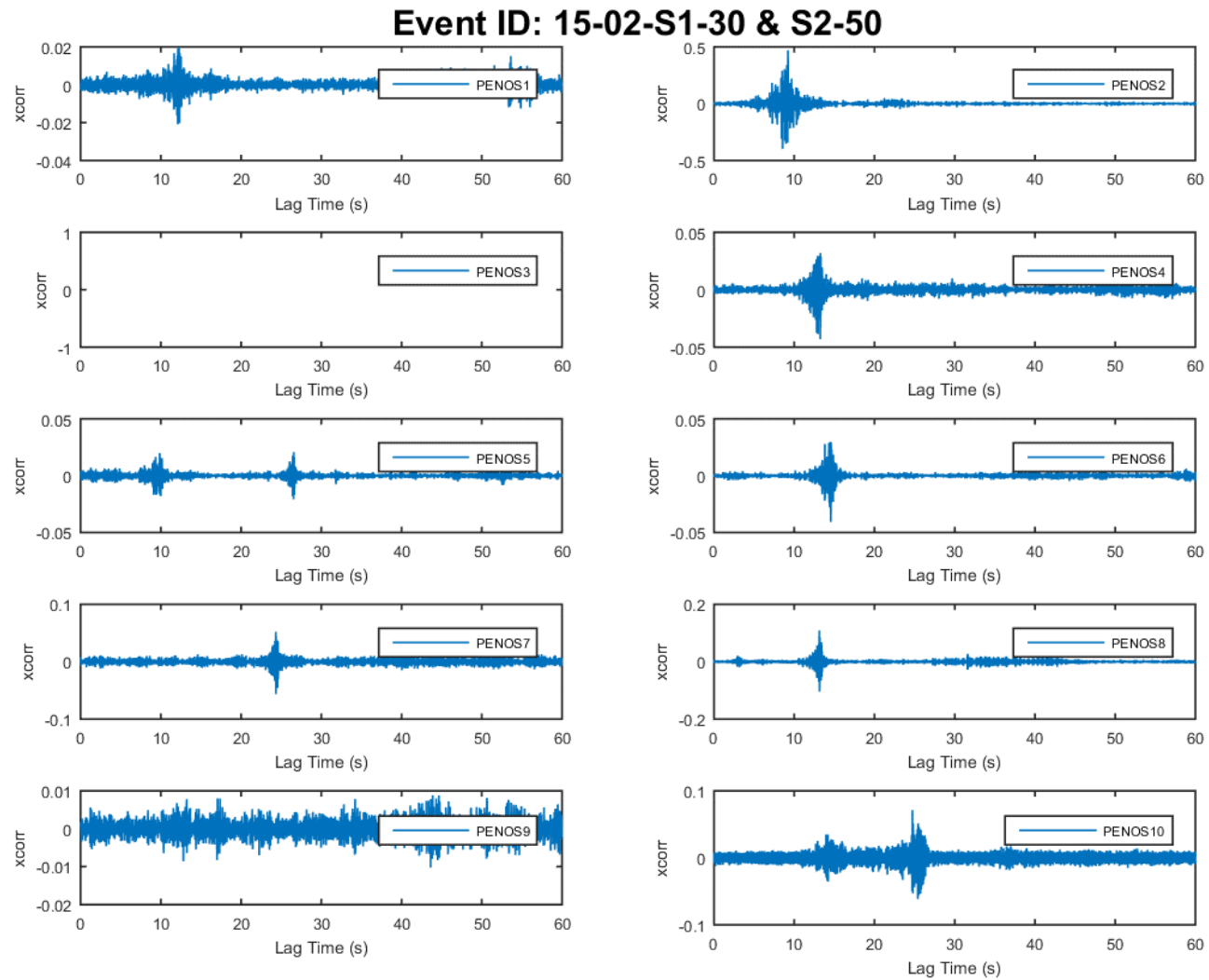


FIGURE 3.252: CROSS CORRELATION PEN_OS 1 - 10 15-02-S1-30 & S2-50

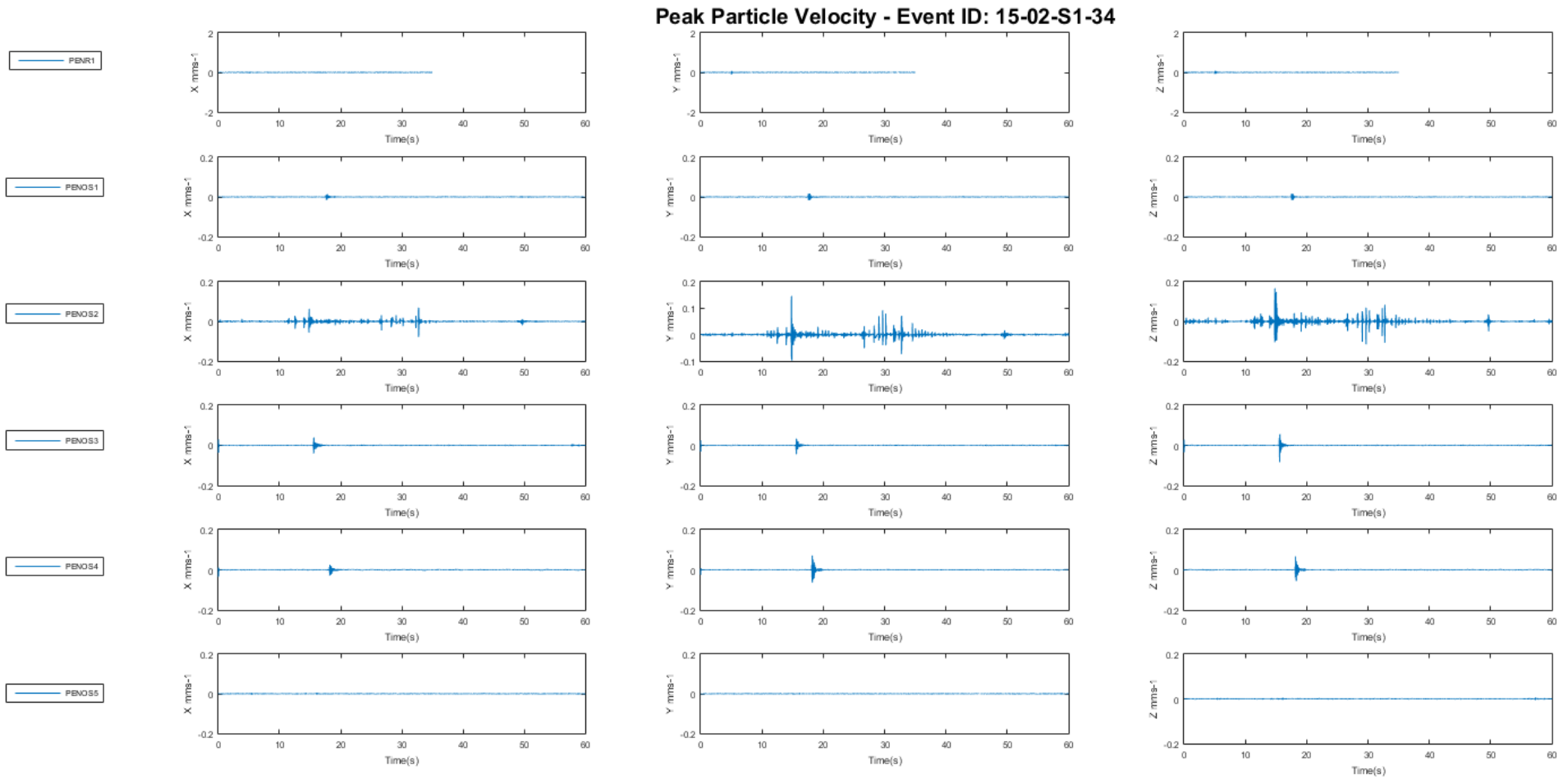


FIGURE 3.253: PEN_OS 1 - 5 15-02-S1-34

Peak Particle Velocity - Event ID: 15-02-S1-34

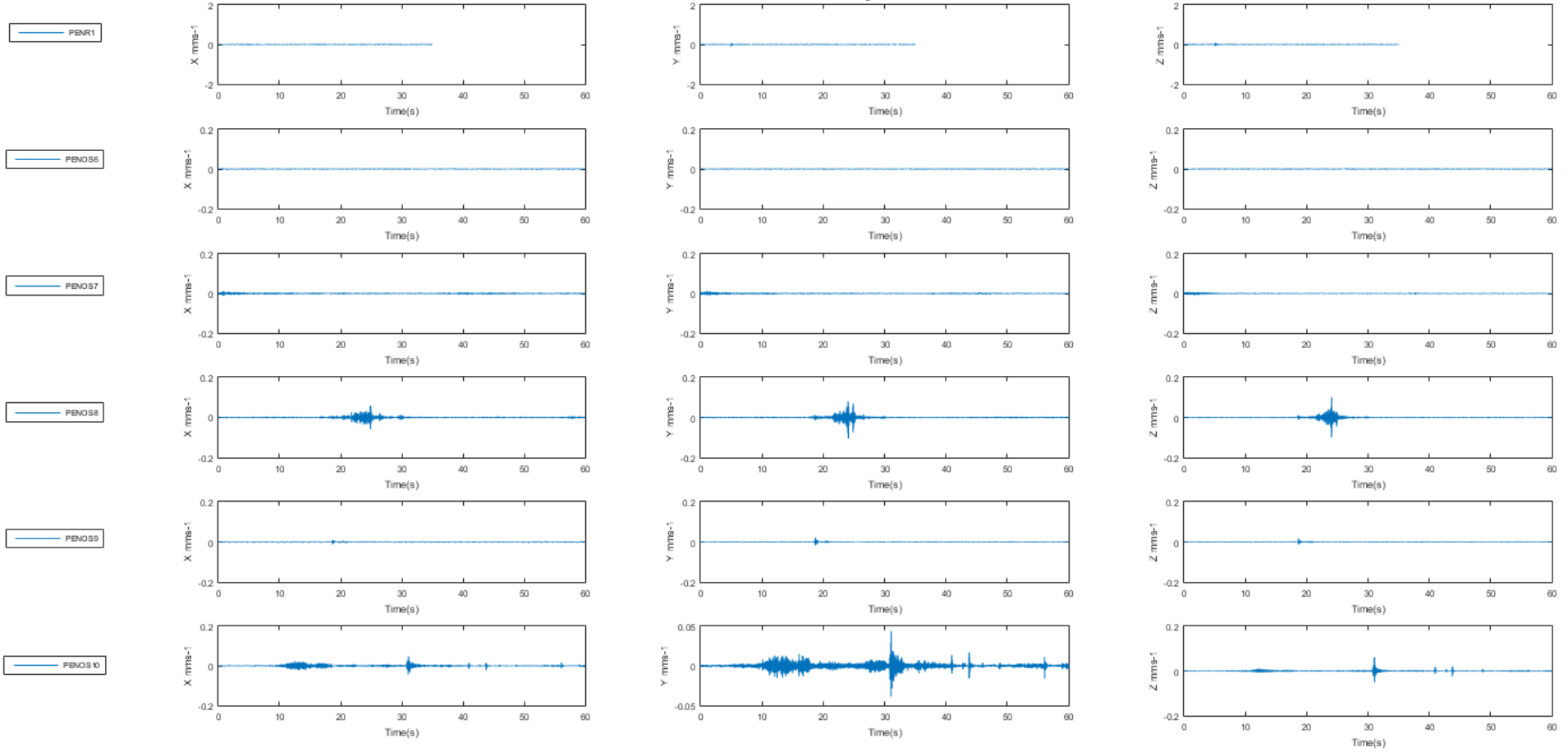


FIGURE 3.254: PEN_OS 6 - 10 15-02-S1-34

Event ID: 15-02-S1-34

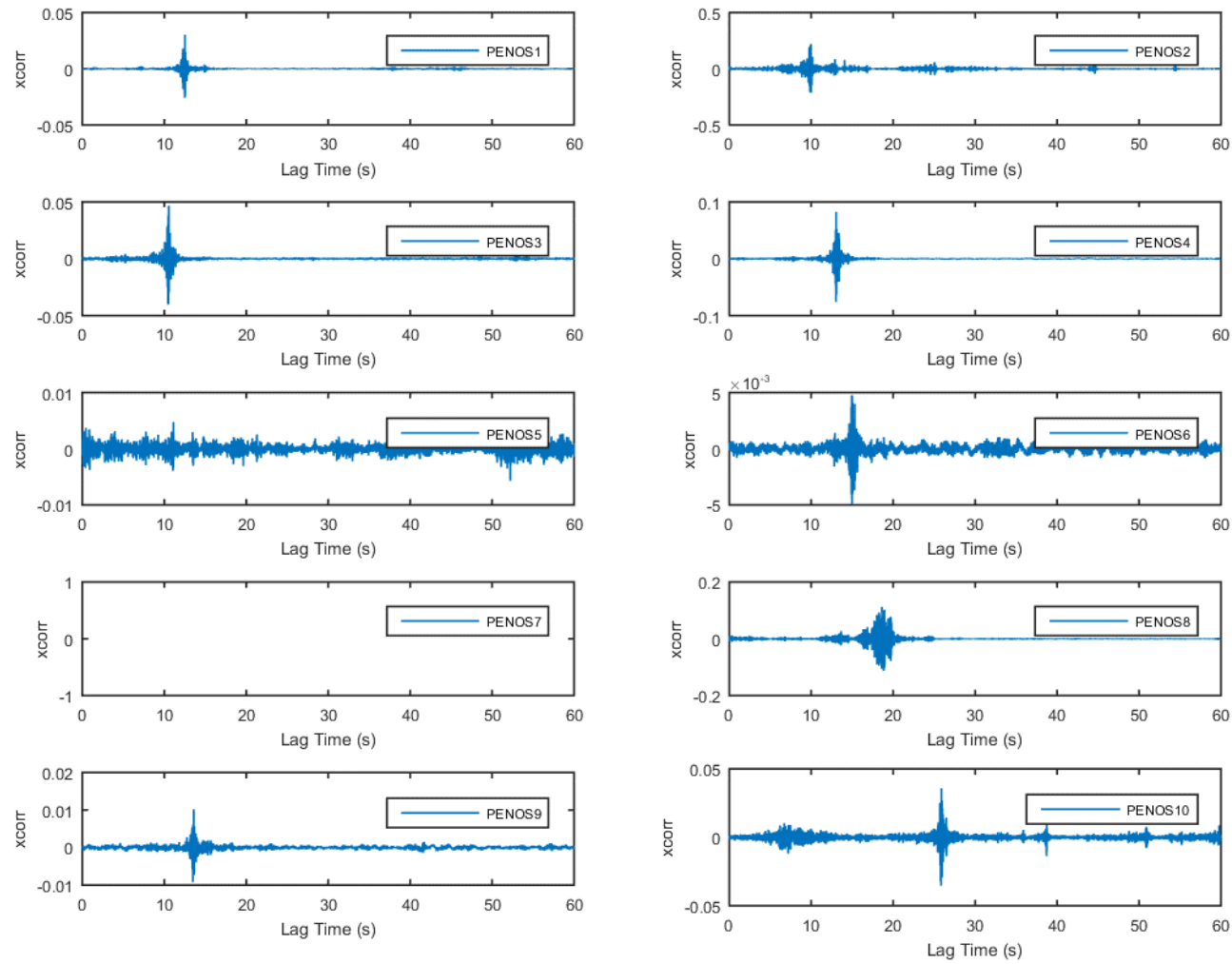


FIGURE 3.255: CROSS CORRELATION PEN_OS 1 - 10 15-02-S1-34

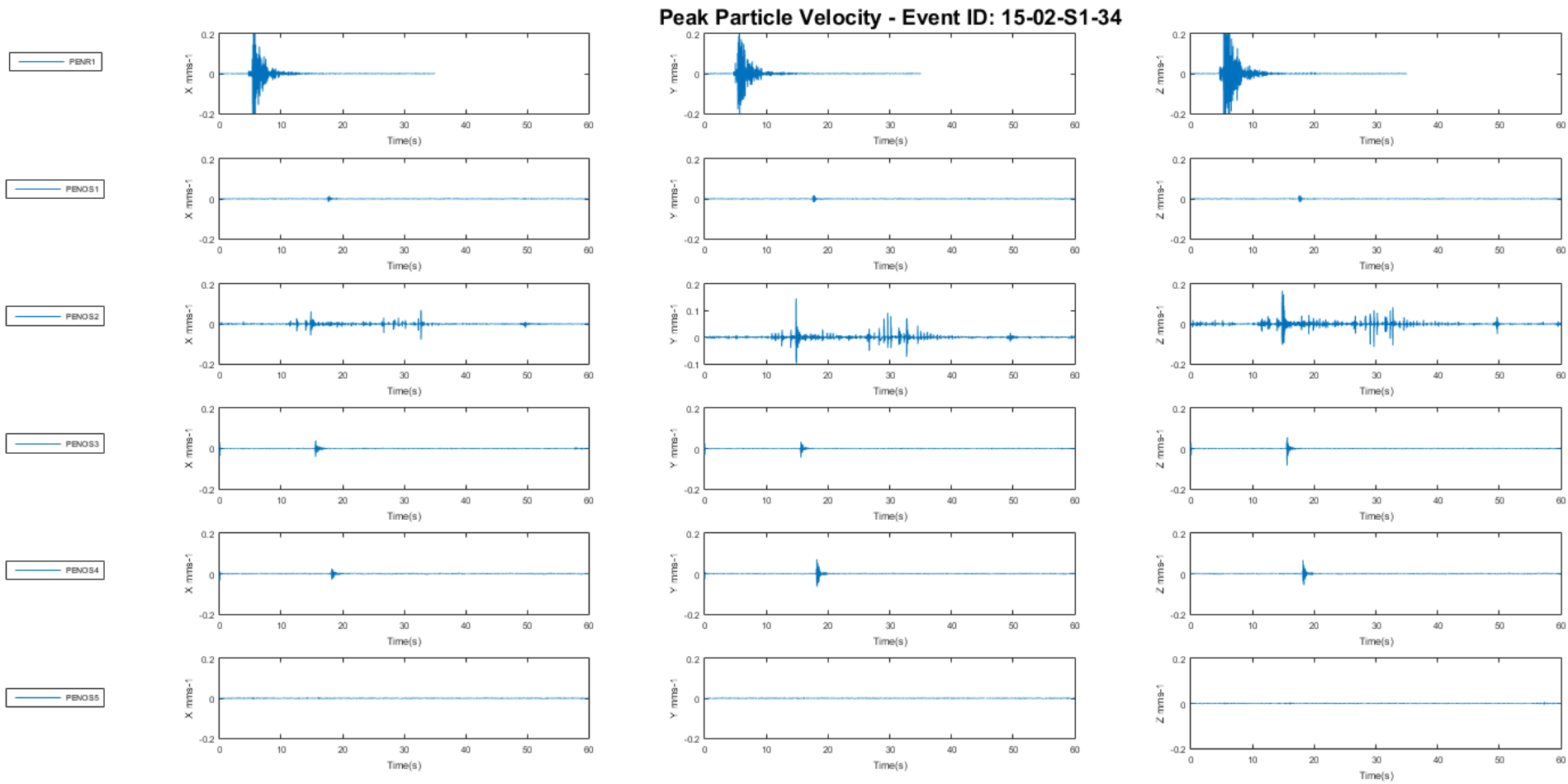


FIGURE 3.256: PEN_OS 1 - 5 15-02-S1-34

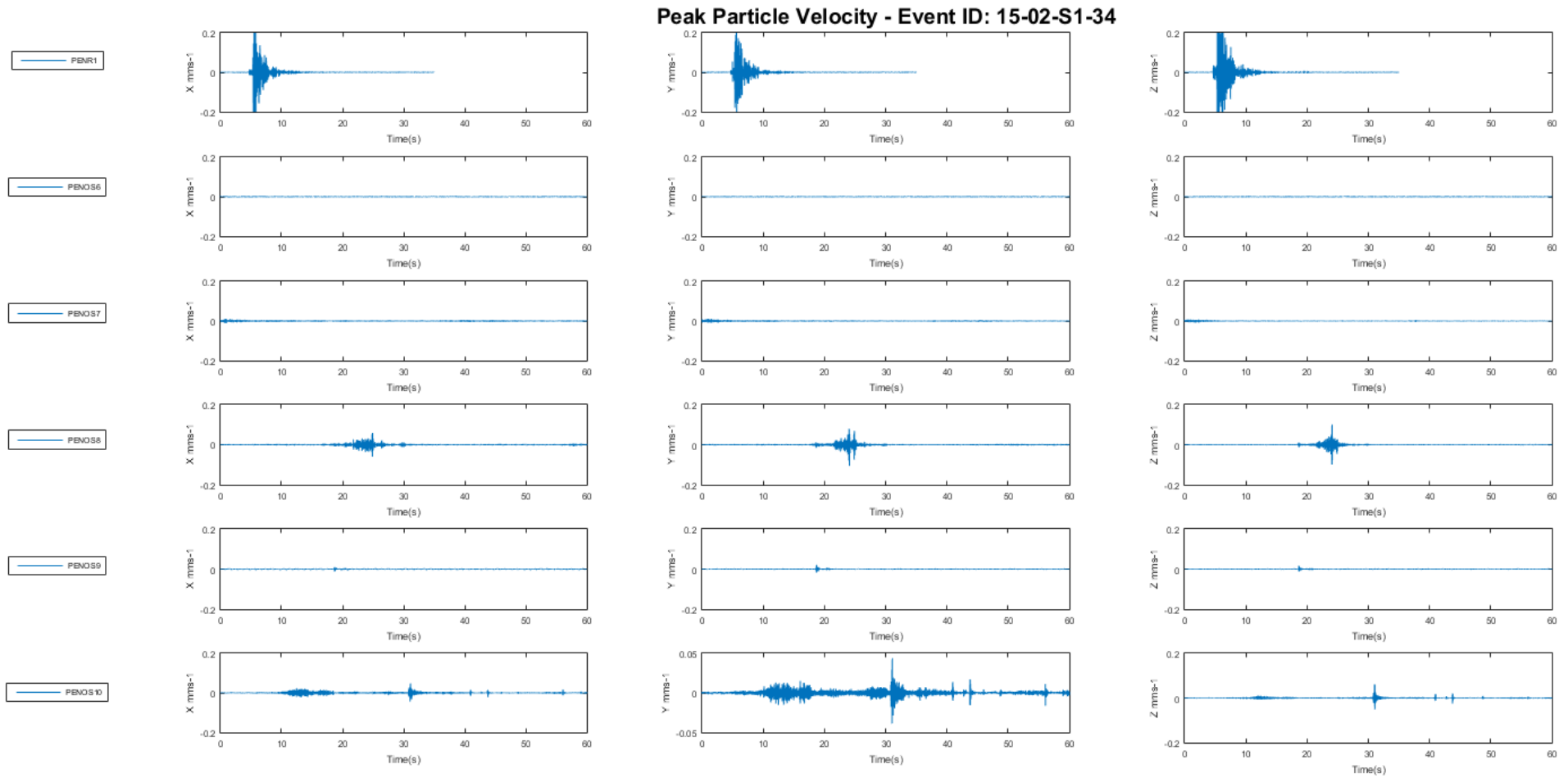


FIGURE 3.257: PEN_OS 6 - 10 15-02-S1-34

Event ID: 15-02-S1-34

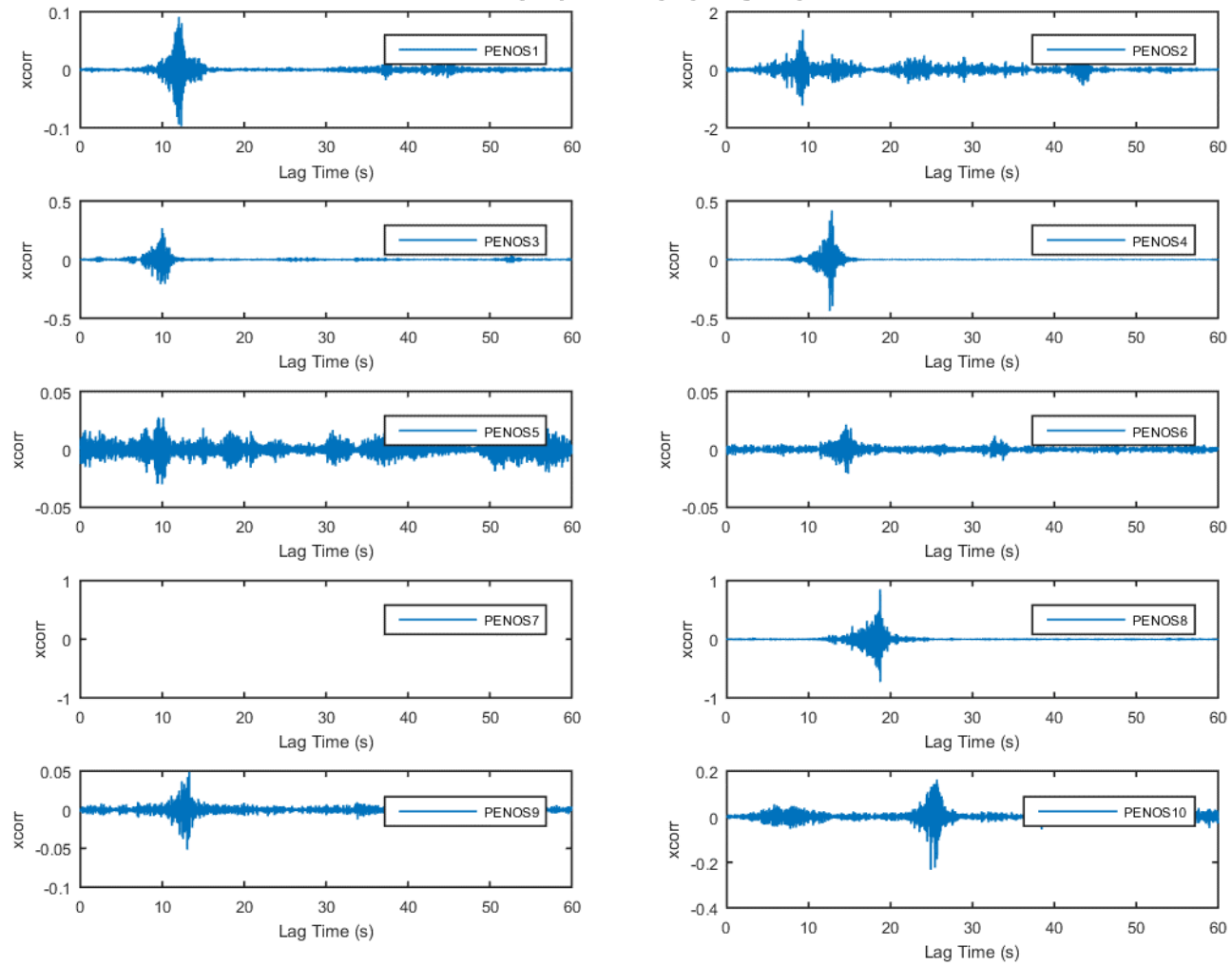


FIGURE 3.258: CROSS CORRELATION PEN_OS 1 - 10 15-02-S1-34

Peak Particle Velocity - Event ID: 15-02-S1-92 & S2-82

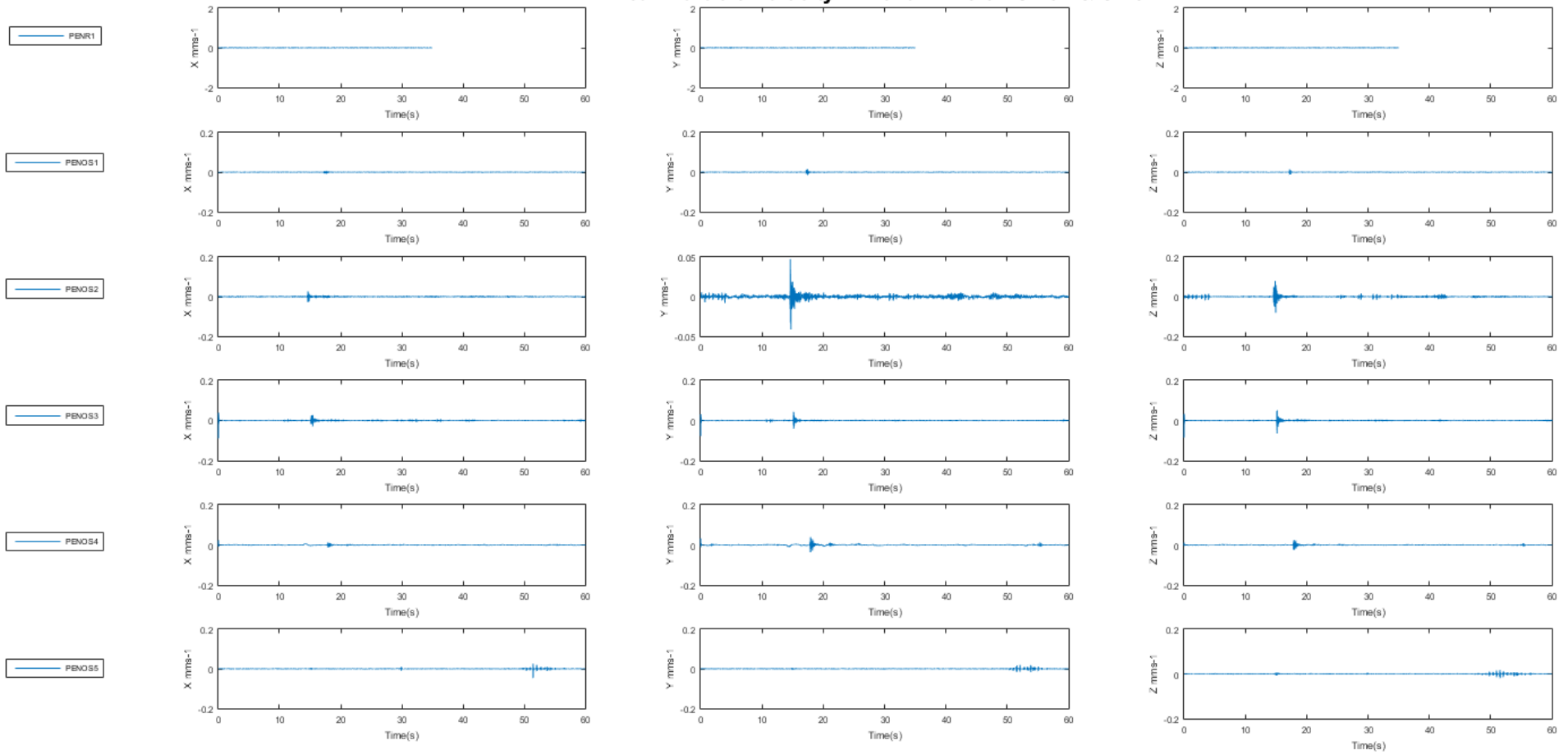


FIGURE 3.259: PEN_OS 1 - 5 15-02-S1-92 & S2-82

Peak Particle Velocity - Event ID: 15-02-S1-92 & S2-82

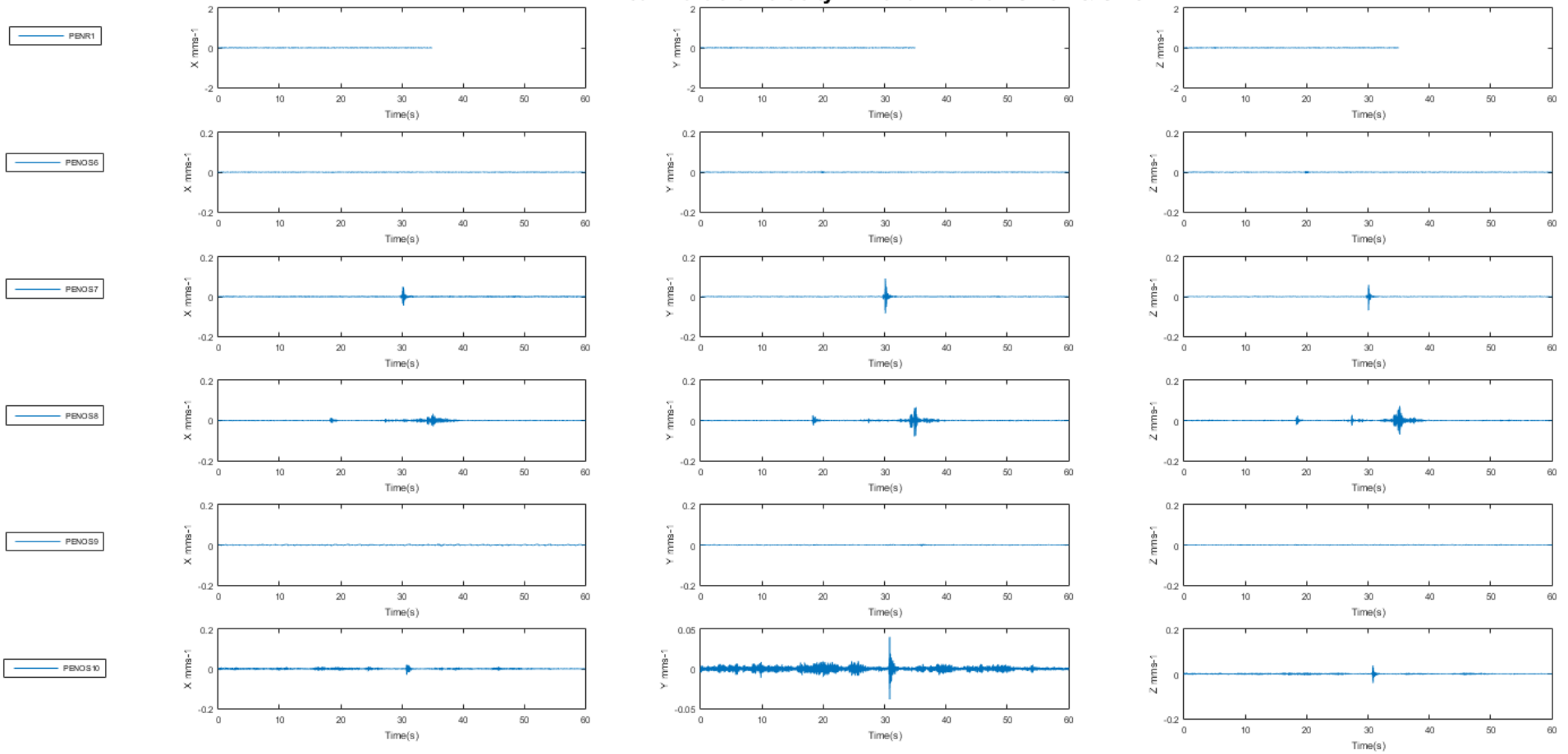


FIGURE 3.260: PEN_OS 6 - 10 15-02-S1-92 & S2-82

Event ID: 15-02-S1-92 & S2-82

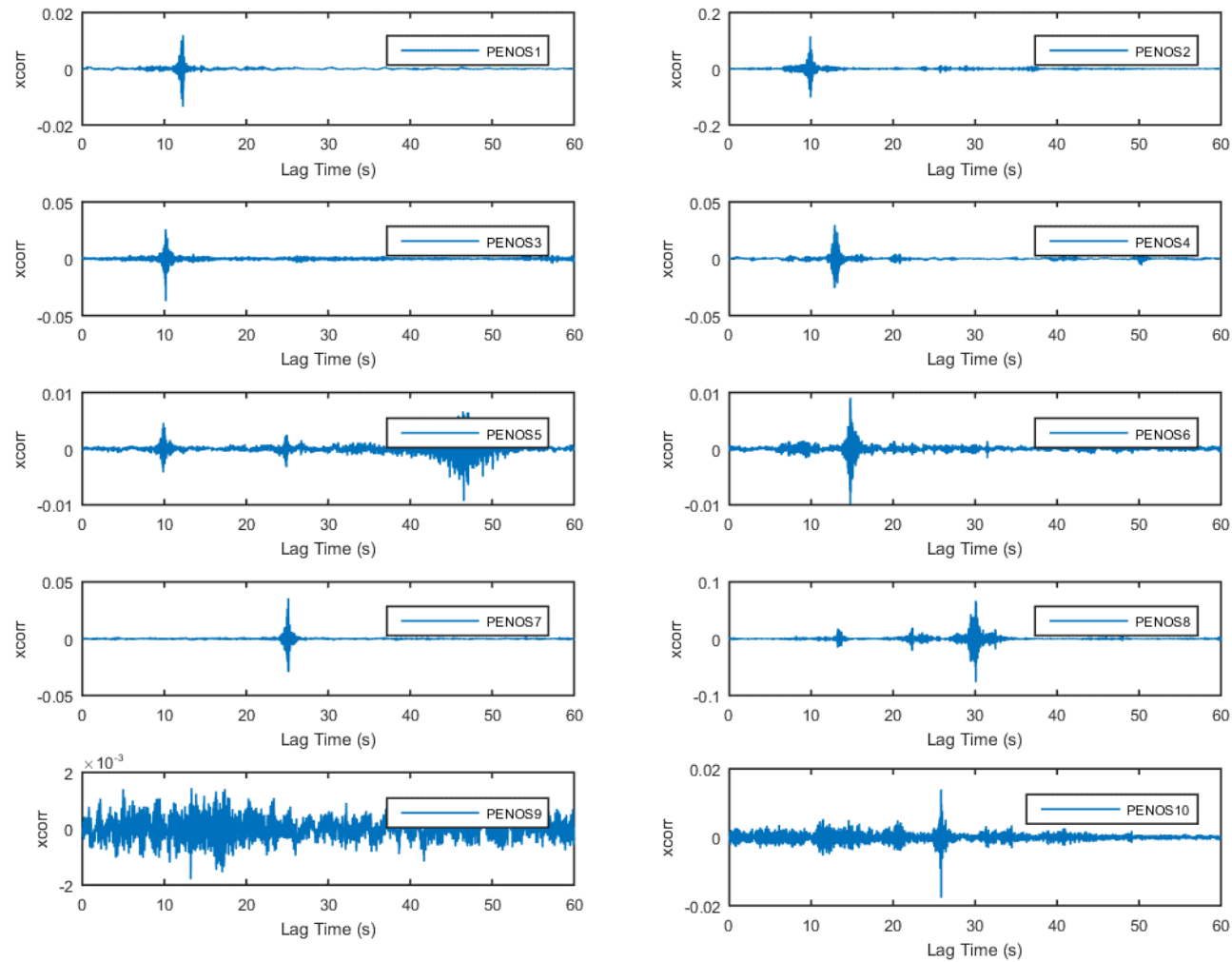


FIGURE 3.261: CROSS CORRELATION PEN_OS 1 - 10 15-02-S1-92 & S2-82

Peak Particle Velocity - Event ID: 15-02-S1-92 & S2-82

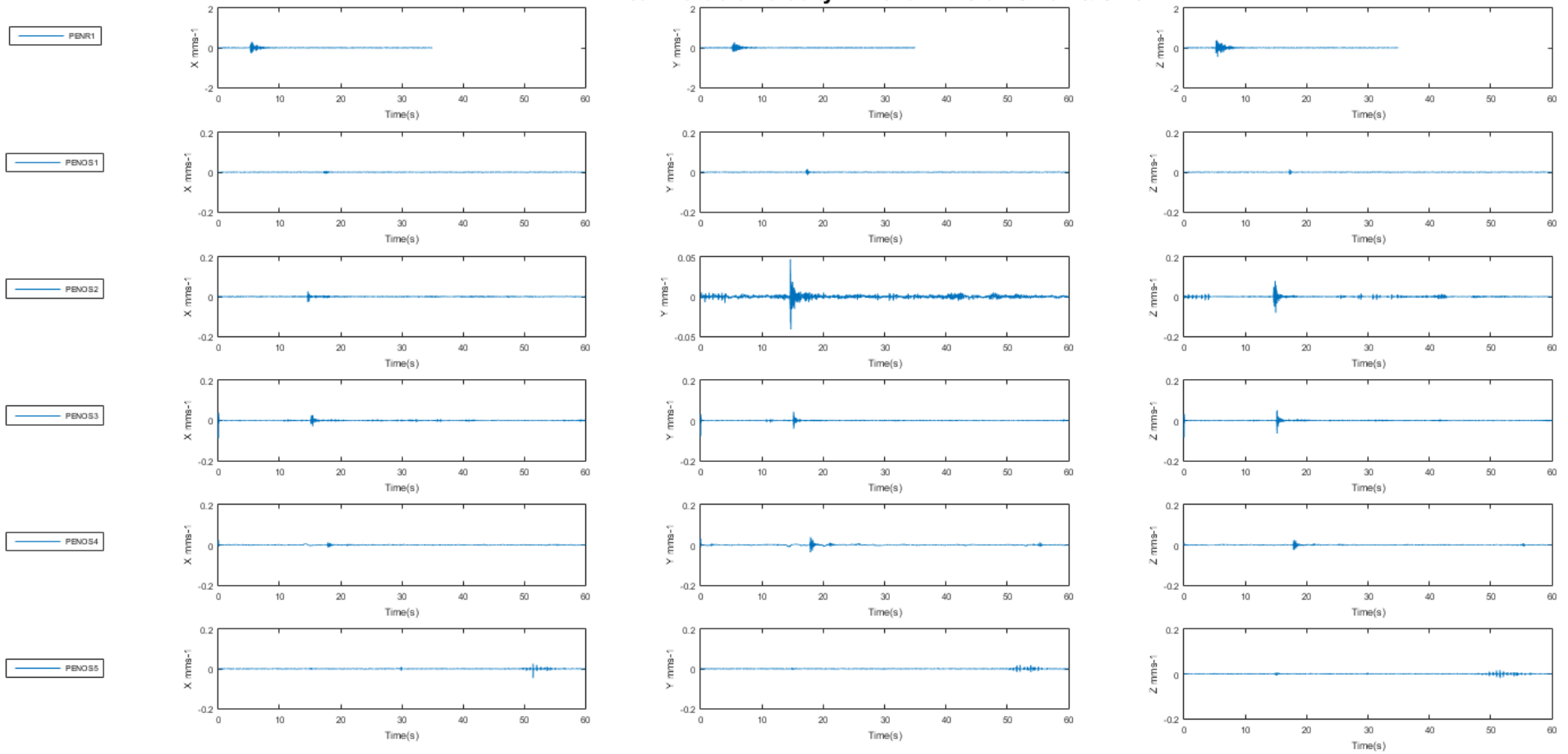


FIGURE 3.262: PEN_OS 1 - 5 15-02-S1-92 & S2-82

Peak Particle Velocity - Event ID: 15-02-S1-92 & S2-82

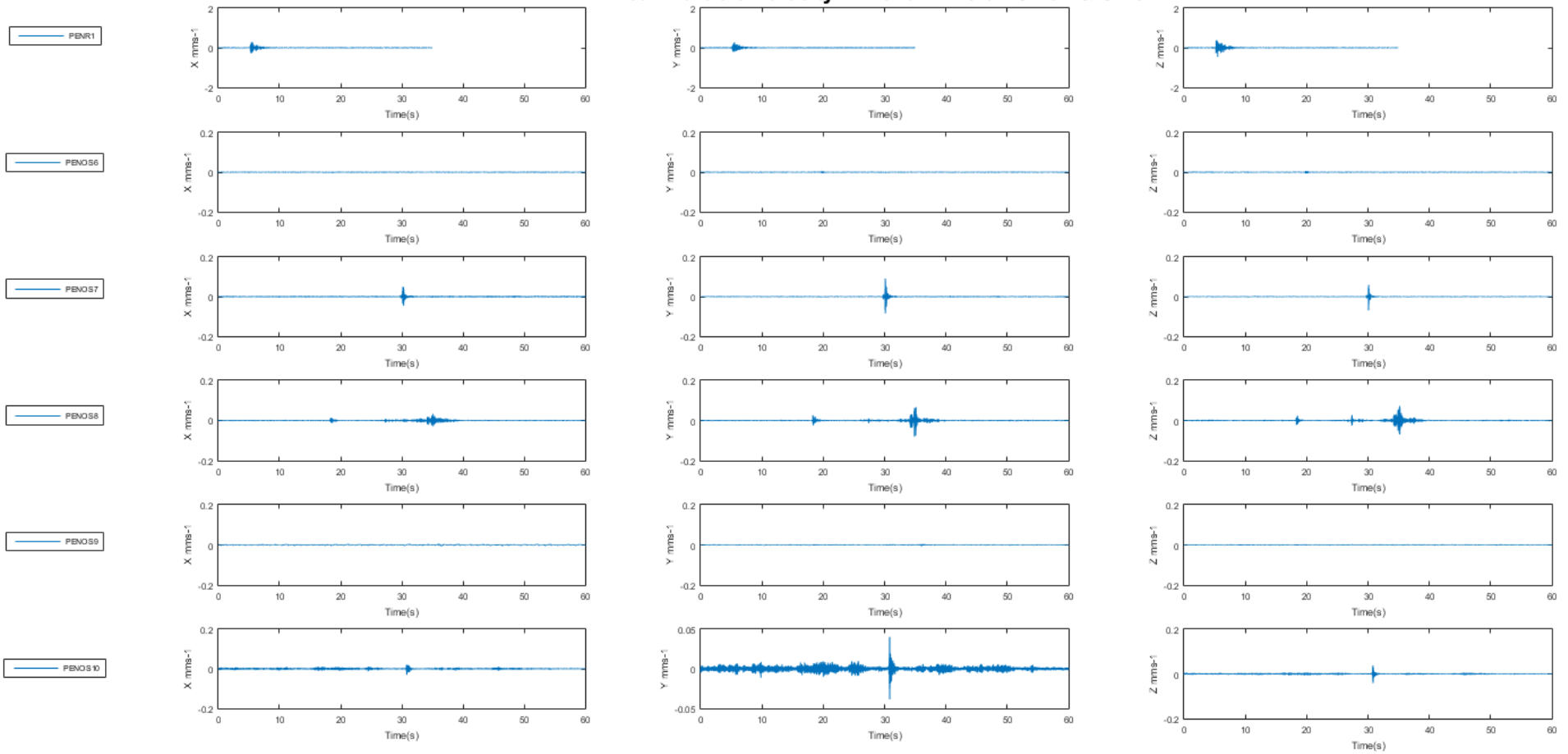


FIGURE 3.263: PEN_OS 6 - 10 15-02-S1-92 & S2-82

Event ID: 15-02-S1-92 & S2-82

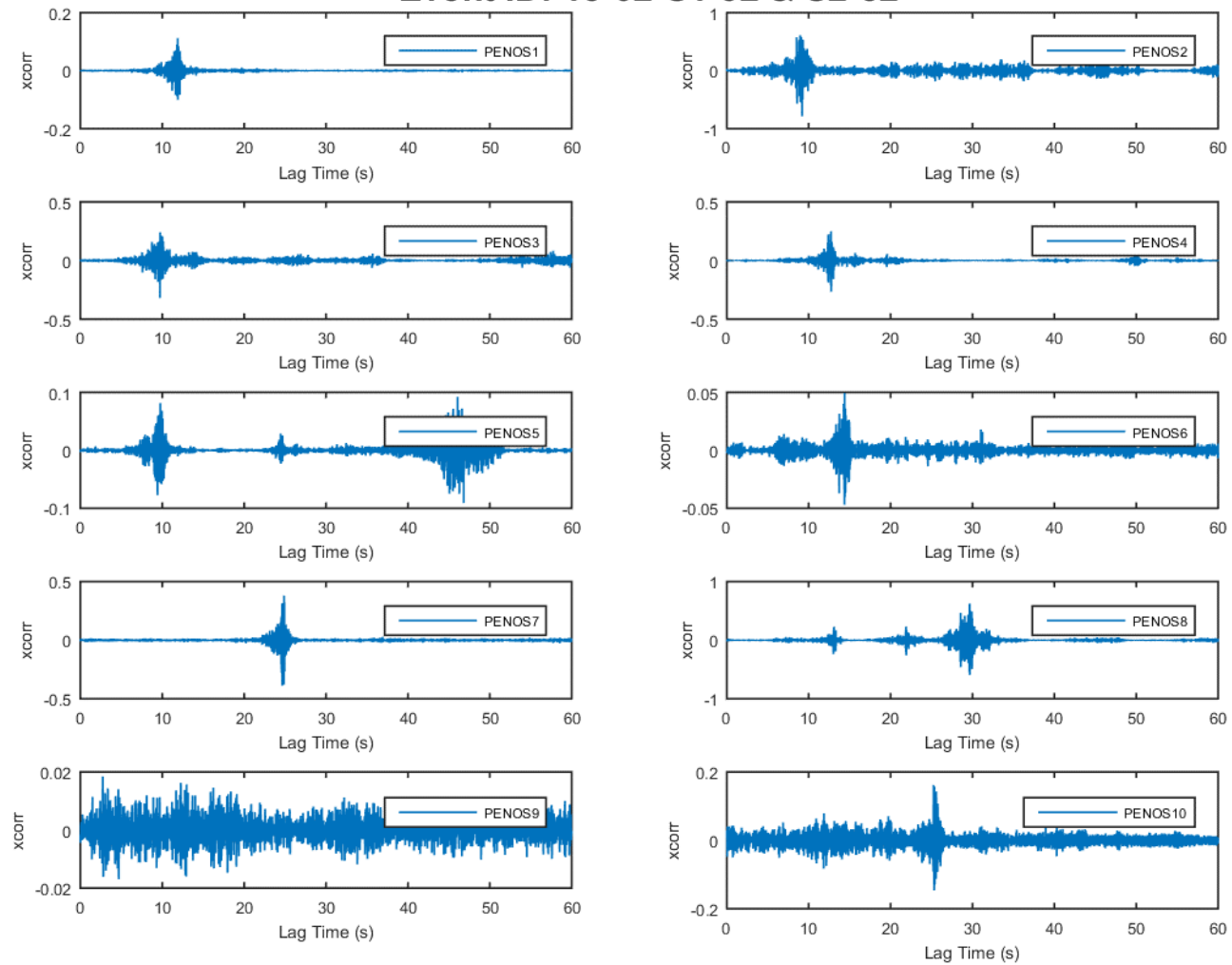


FIGURE 3.264: CROSS CORRELATION PEN_OS 1 - 10 15-02-S1-92 & S2-82

Peak Particle Velocity - Event ID: 15-02-S1-99 & S2-88

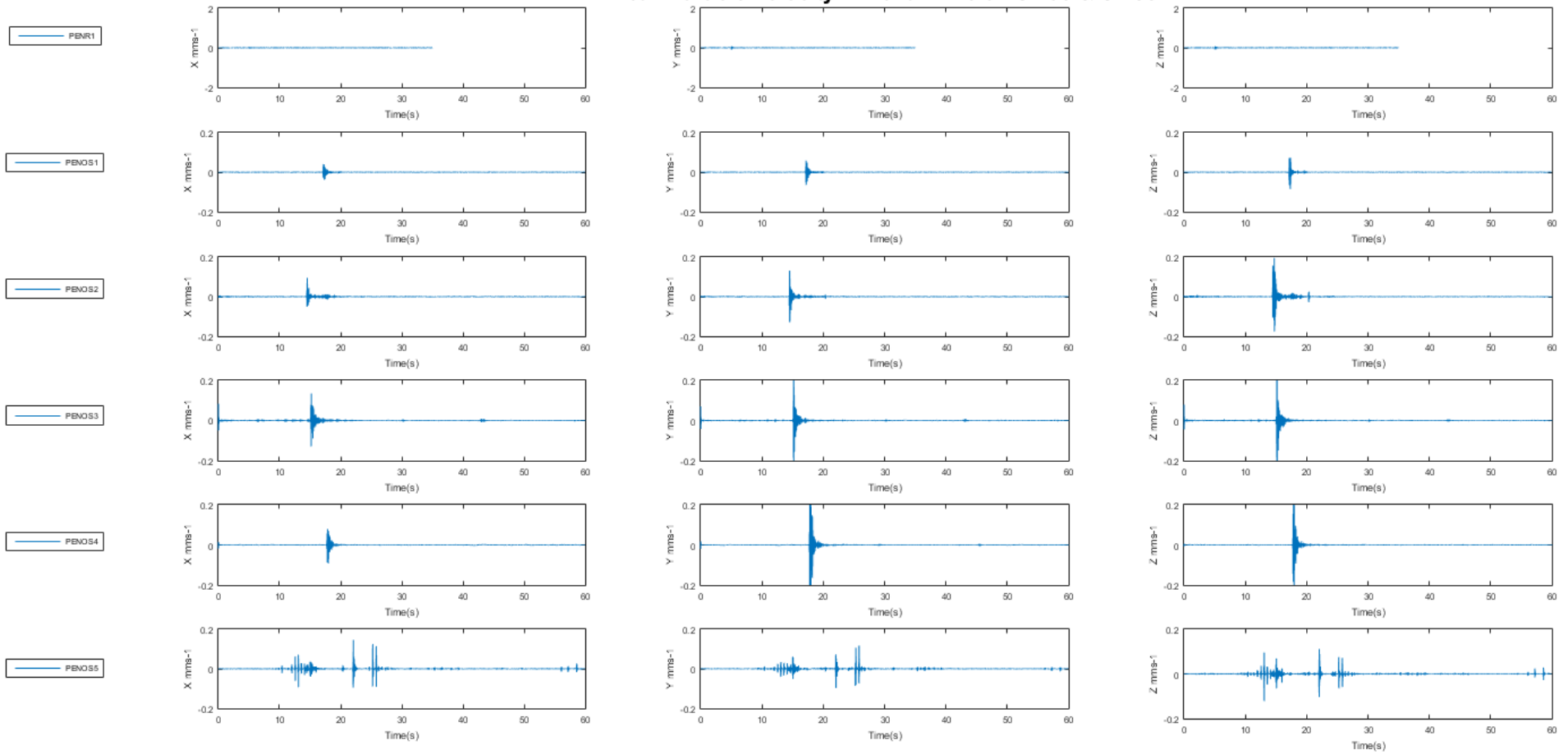


FIGURE 3.265: PEN_OS 1 - 5 15-02-S1-99 & S2-88

Peak Particle Velocity - Event ID: 15-02-S1-99 & S2-88

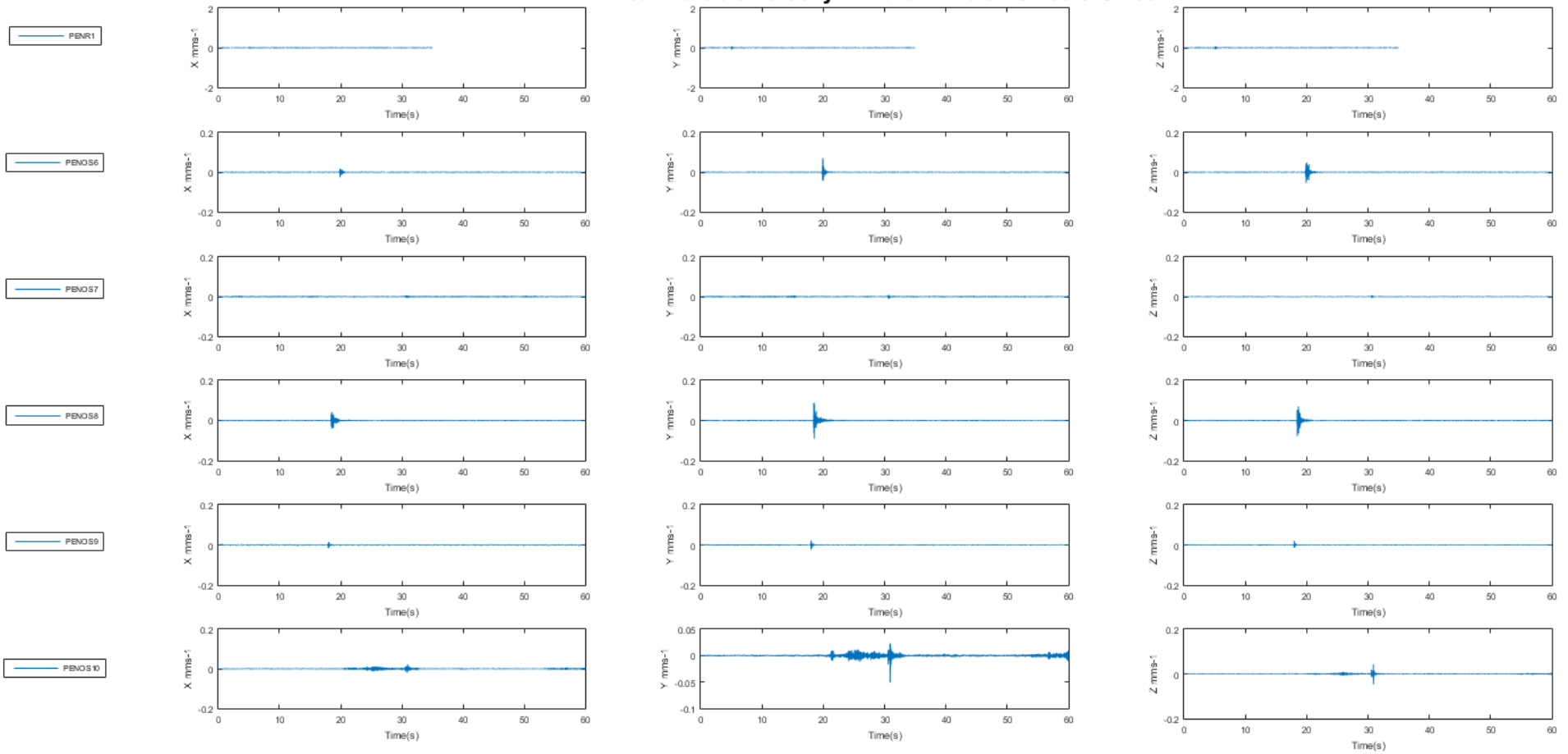


FIGURE 3.266: PEN_OS 6 - 10 15-02-S1-99 & S2-88

Event ID: 15-02-S1-99 & S2-88

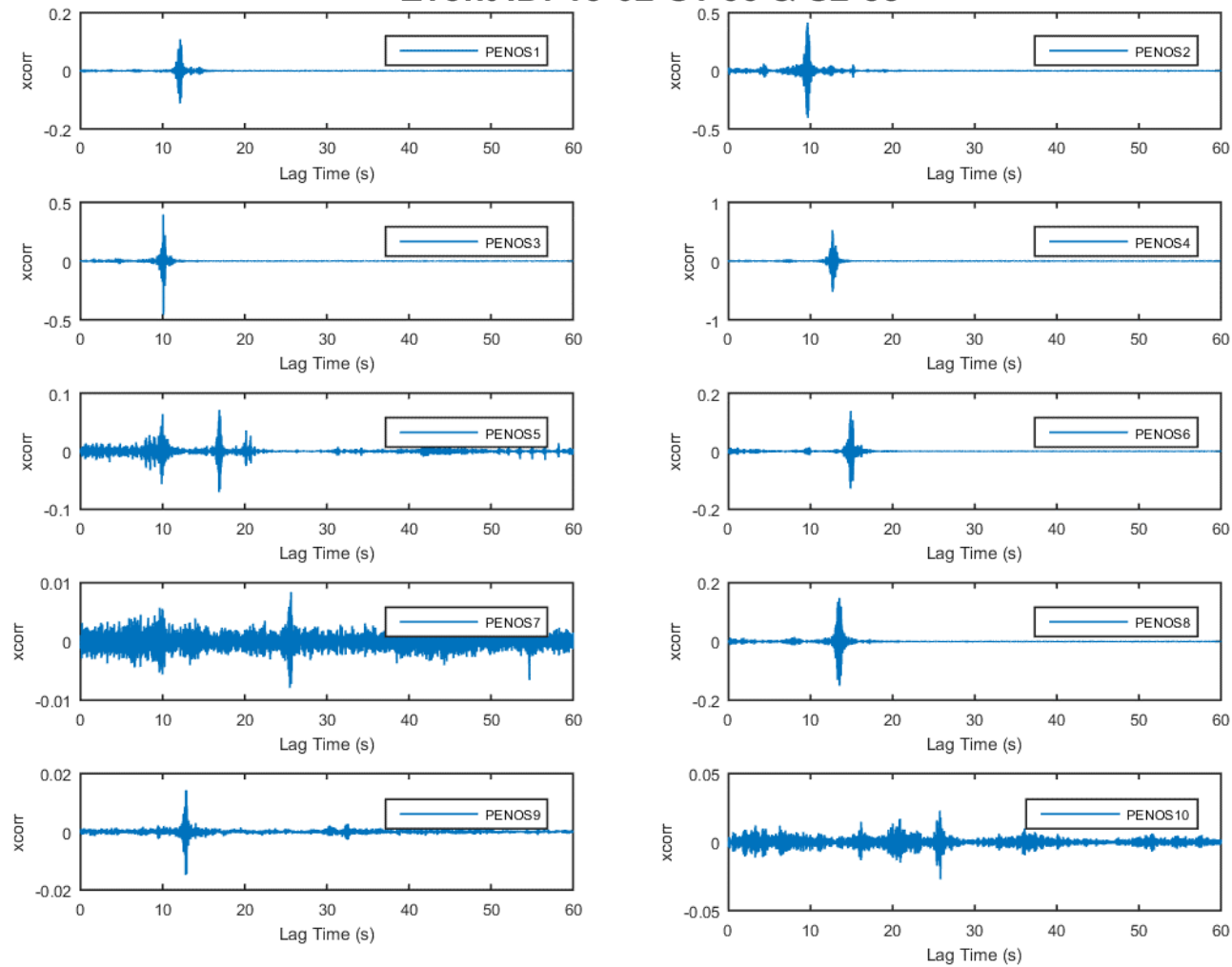


FIGURE 3.267: CROSS CORRELATION PEN_OS 1 - 10 15-02-S1-99 & S2-88

Peak Particle Velocity - Event ID: 15-02-S1-99 & S2-88

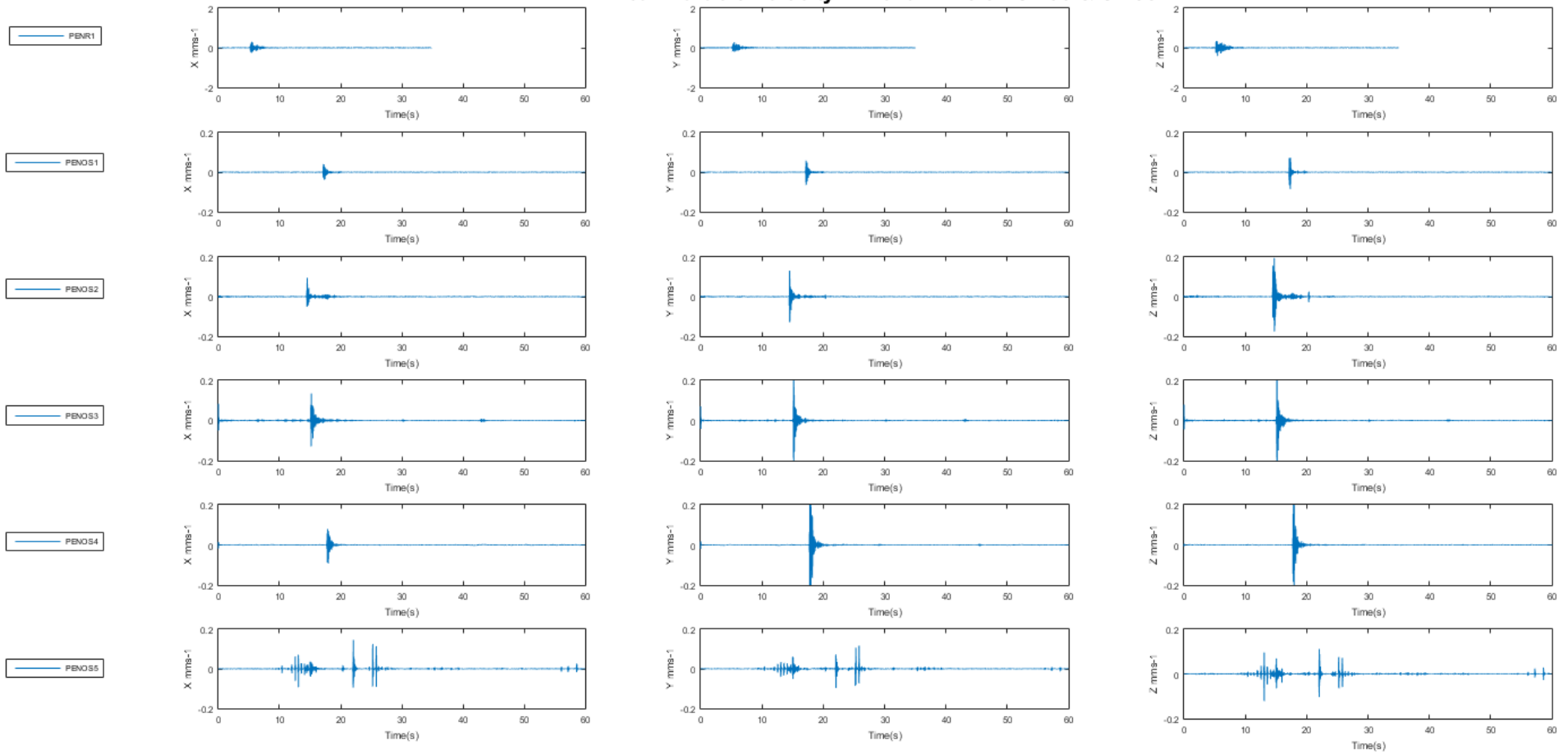


FIGURE 3.268: PEN_OS 1 - 5 15-02-S1-99 & S2-88

Peak Particle Velocity - Event ID: 15-02-S1-99 & S2-88

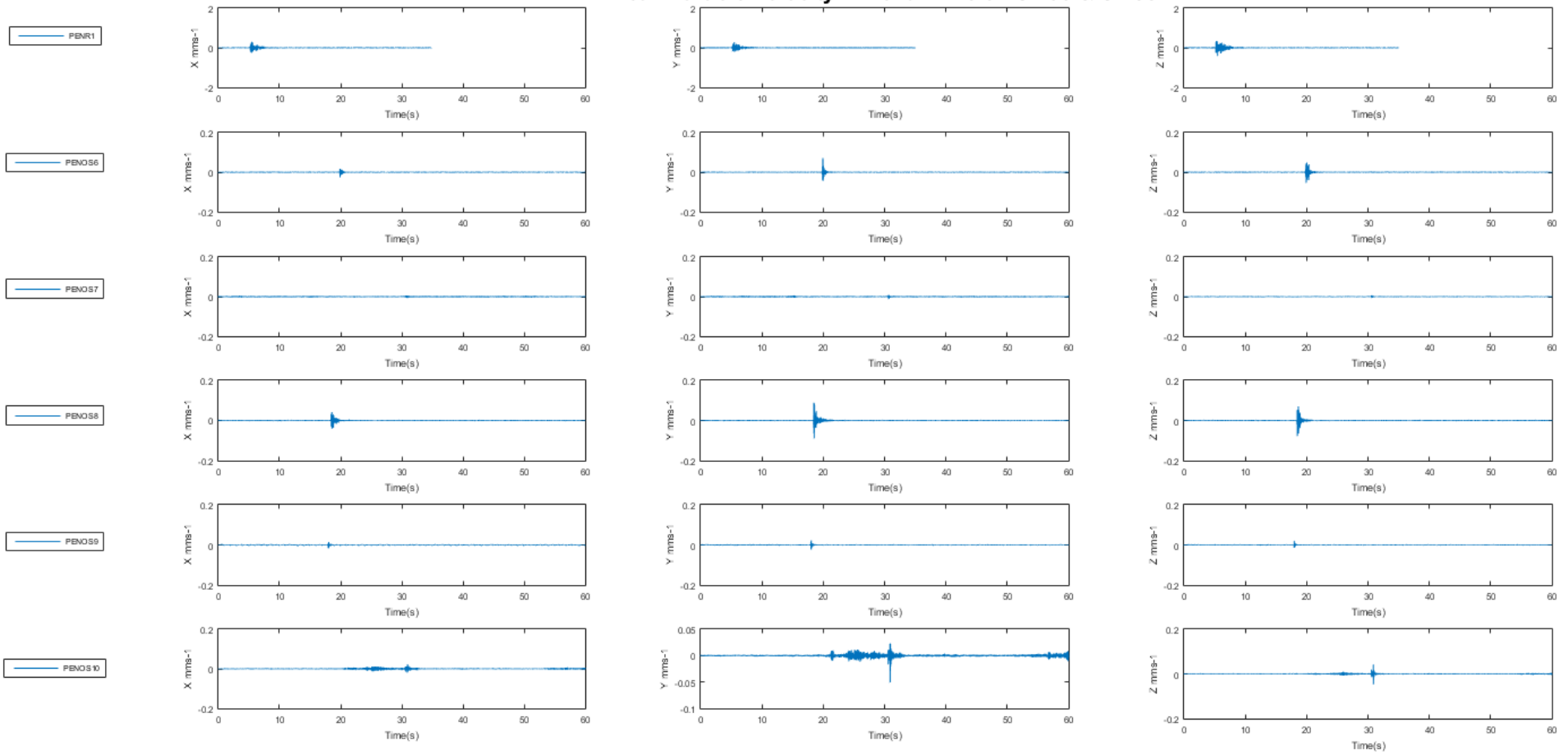


FIGURE 3.269: PEN_OS 6 - 10 15-02-S1-99 & S2-88

Event ID: 15-02-S1-99 & S2-88

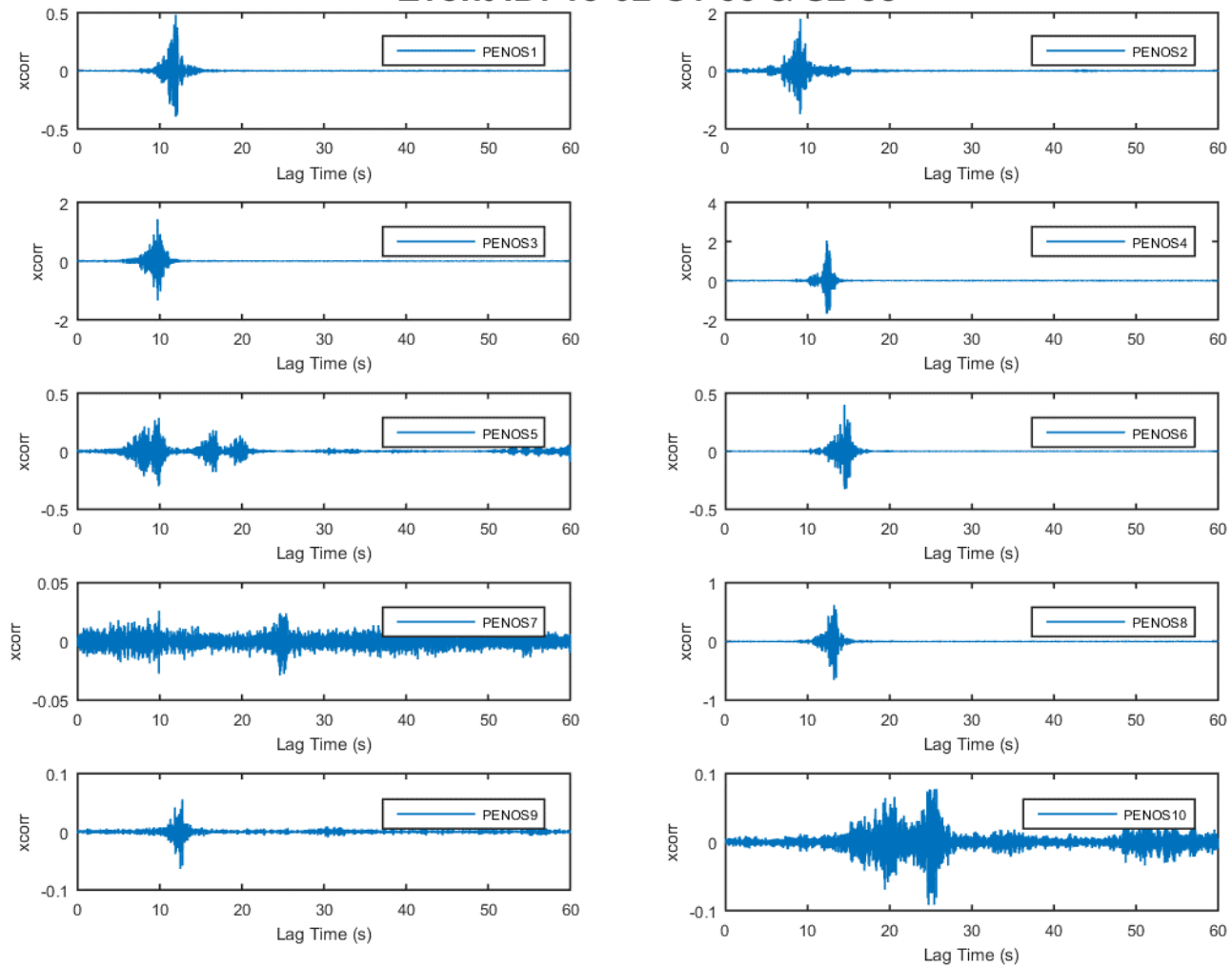


FIGURE 3.270: CROSS CORRELATION PEN_OS 1 - 10 15-02-S1-99 & S2-88

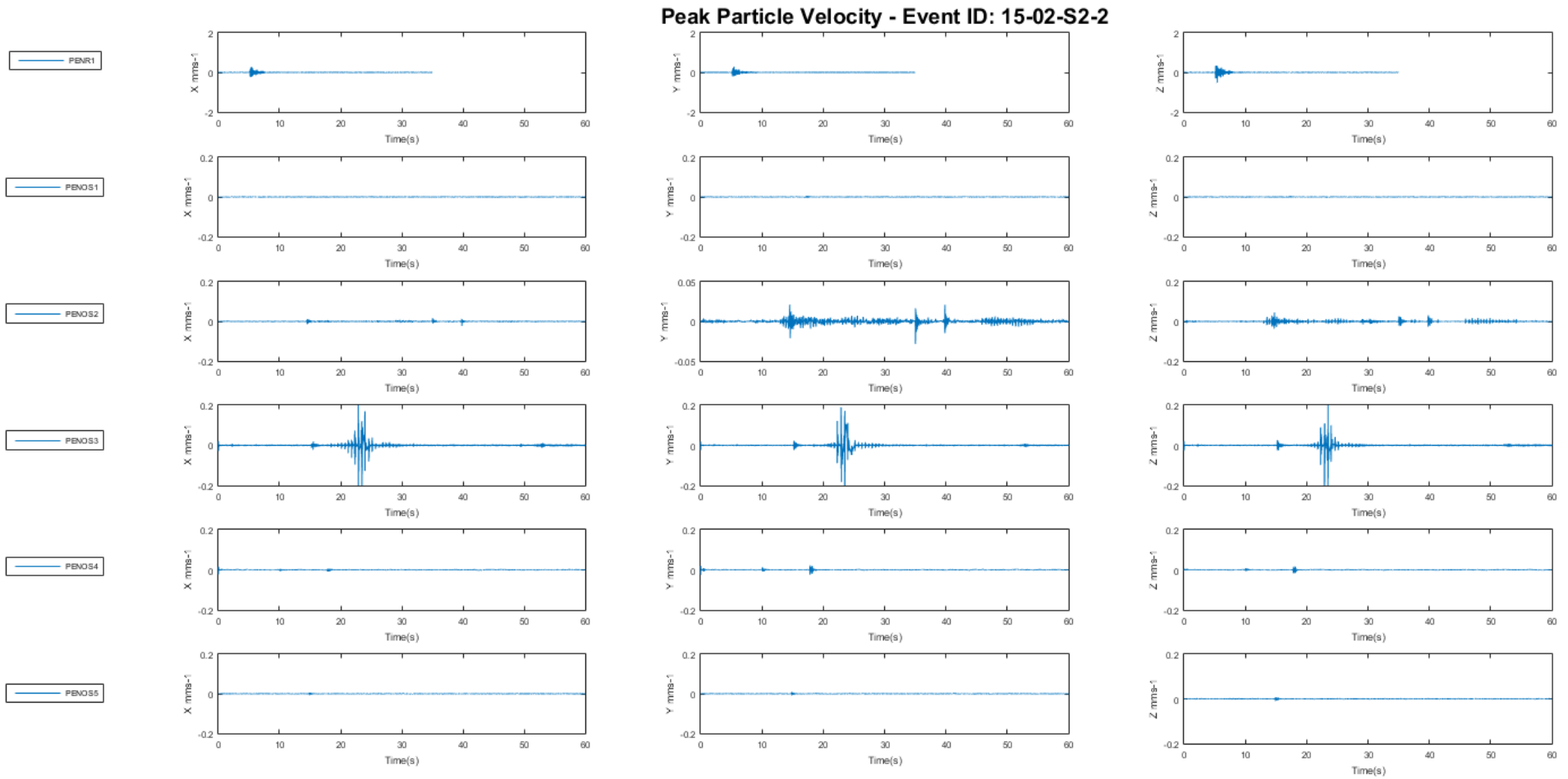


FIGURE 3.271: PEN_OS 1 - 5 15-02-S2-2

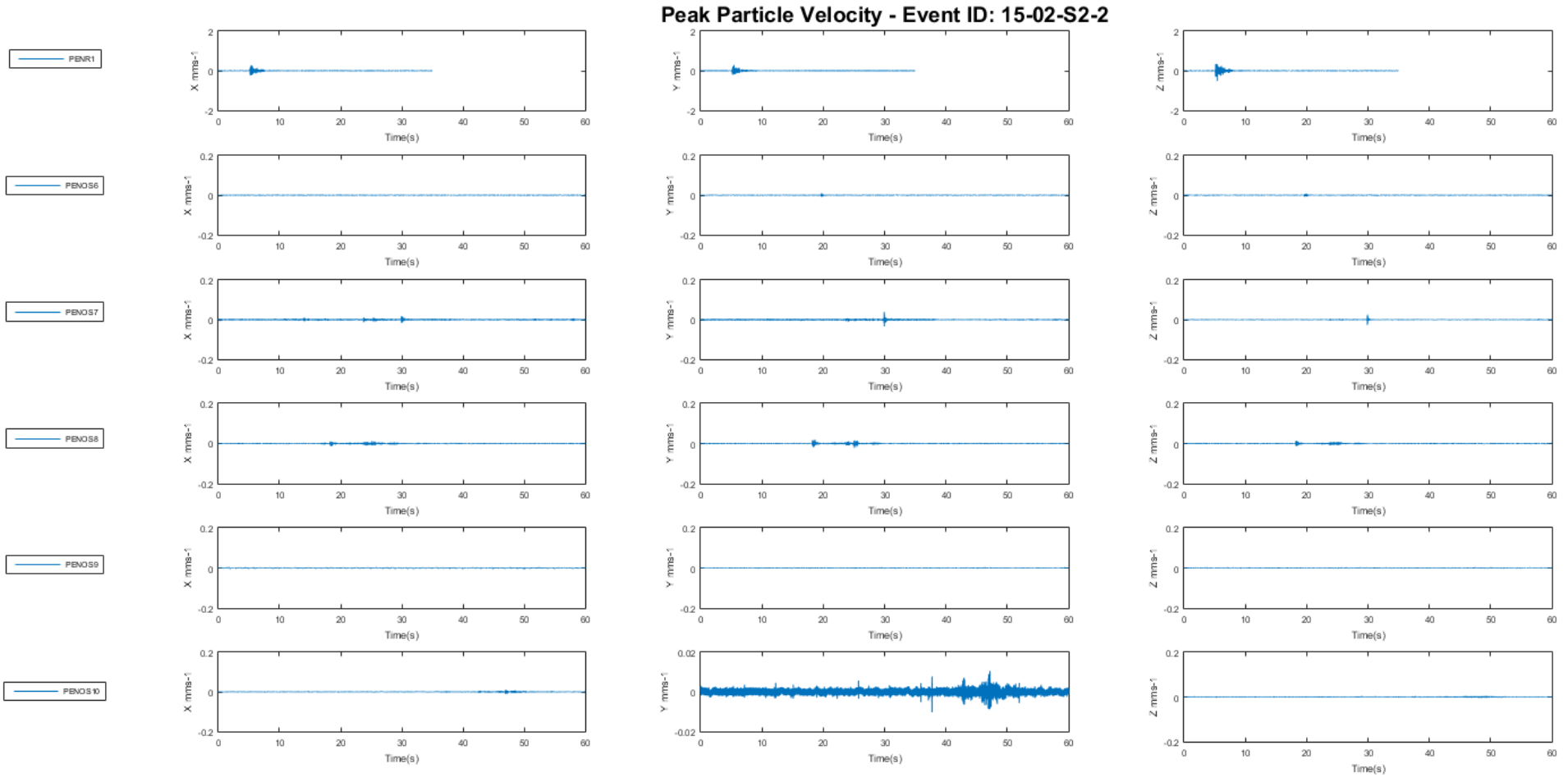


FIGURE 3.272: PEN_OS 6 - 10 15-02-S2-2

Event ID: 15-02-S2-2

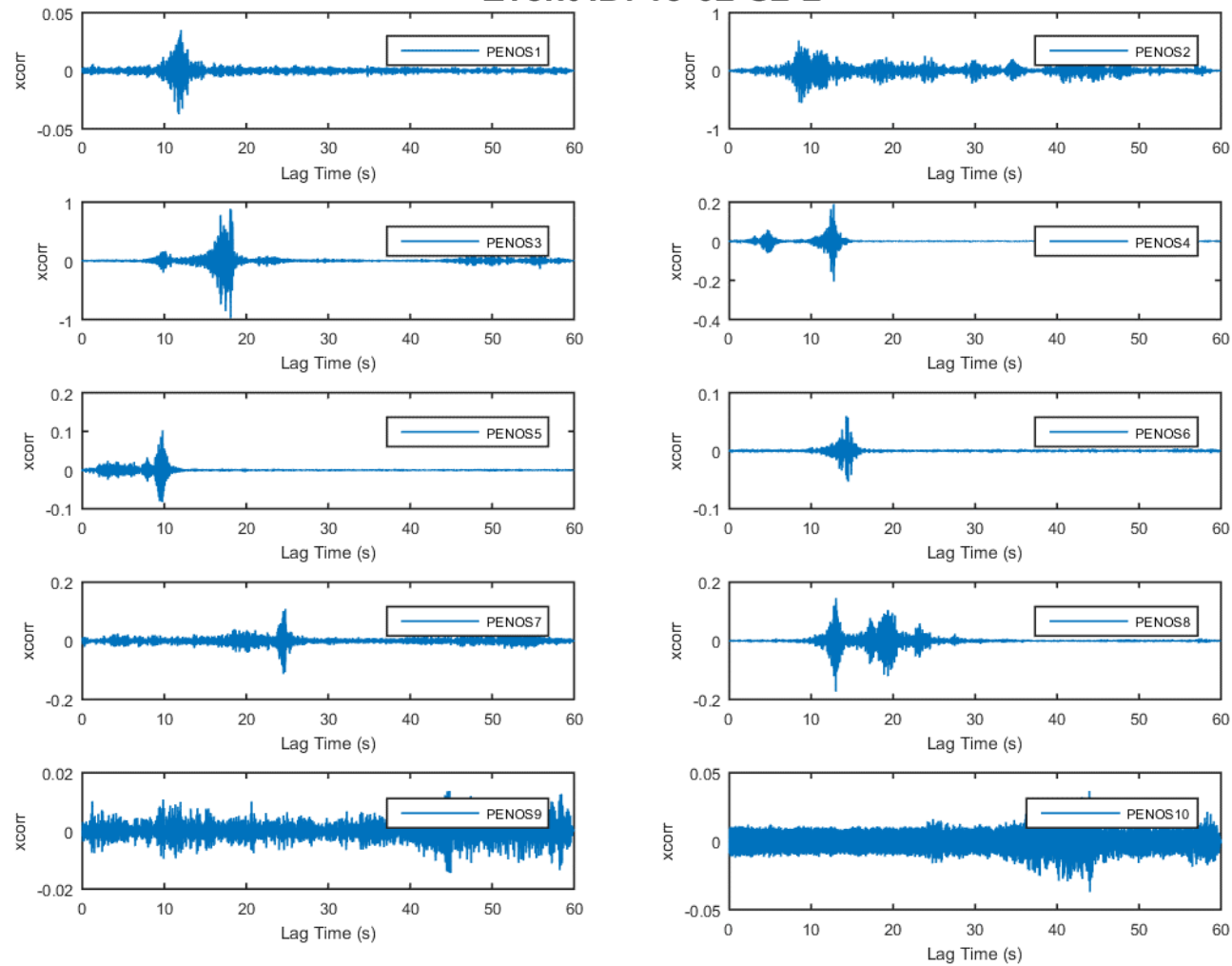


FIGURE 3.273: CROSS CORRELATION PEN_OS 1 - 10 15-02-S2-2

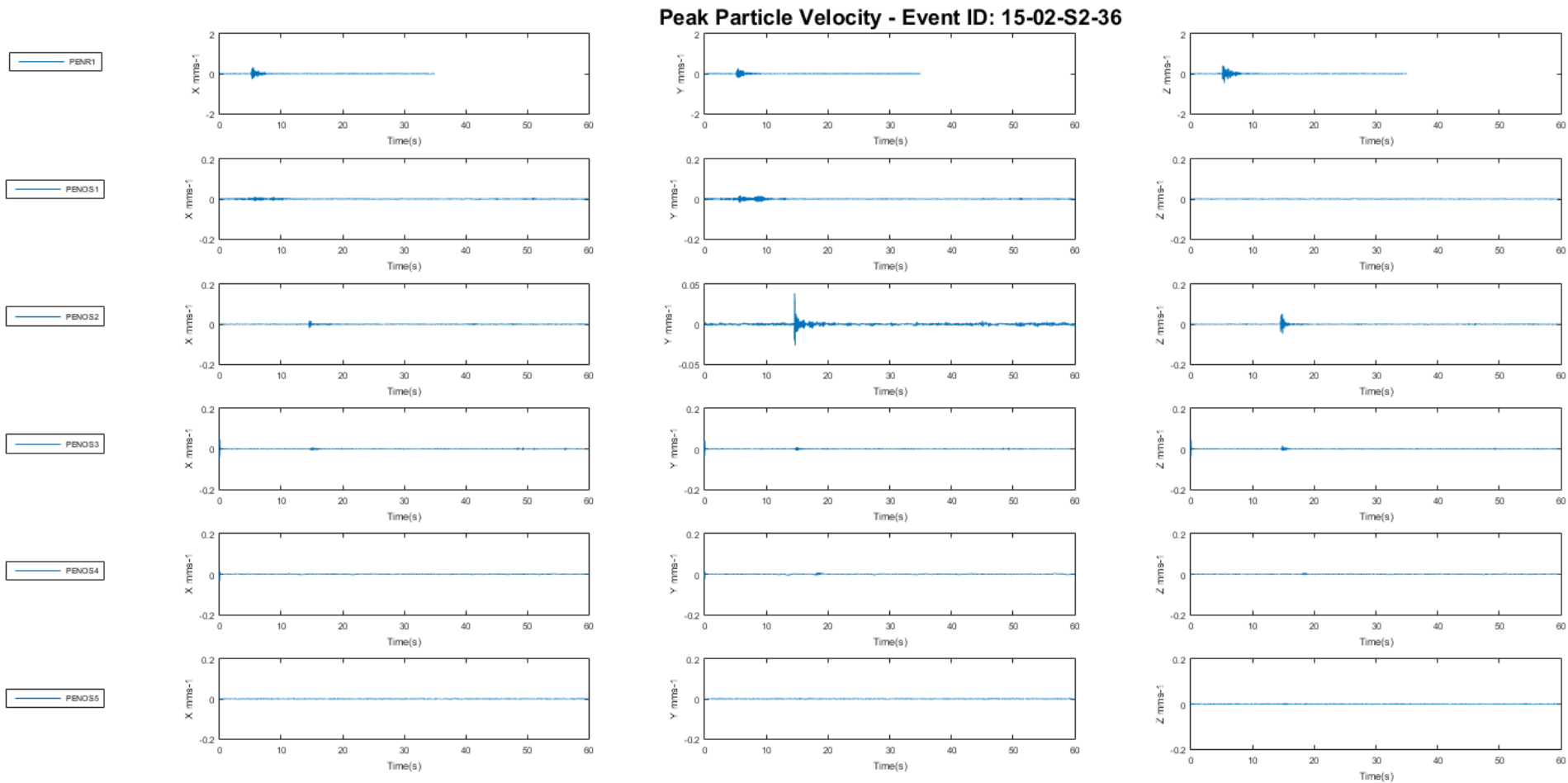


FIGURE 3.274: PEN_OS 1 - 5 15-02-S2-36

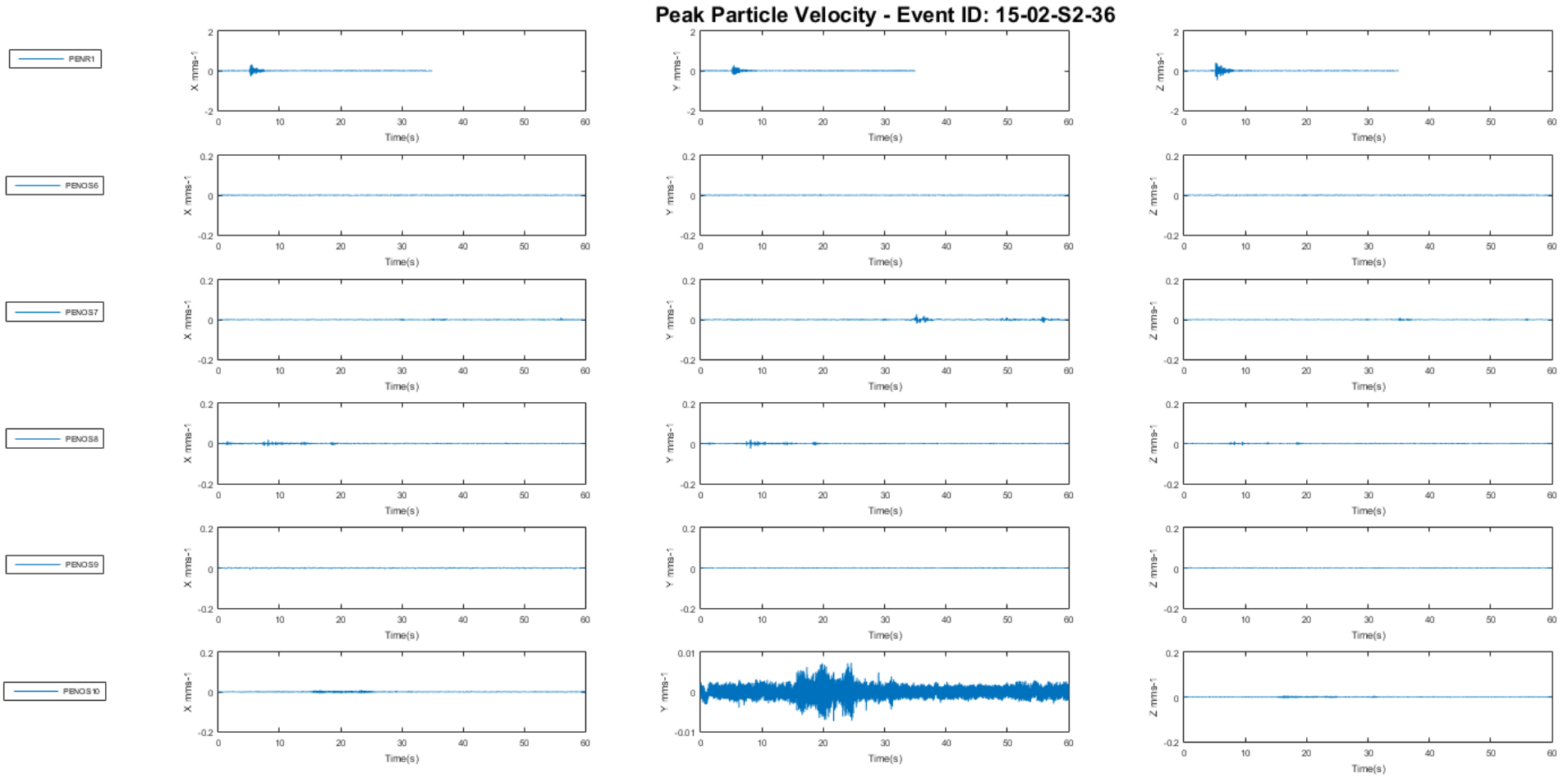


FIGURE 3.275: PEN_OS 6 - 10 15-02-S2-36

Event ID: 15-02-S2-36

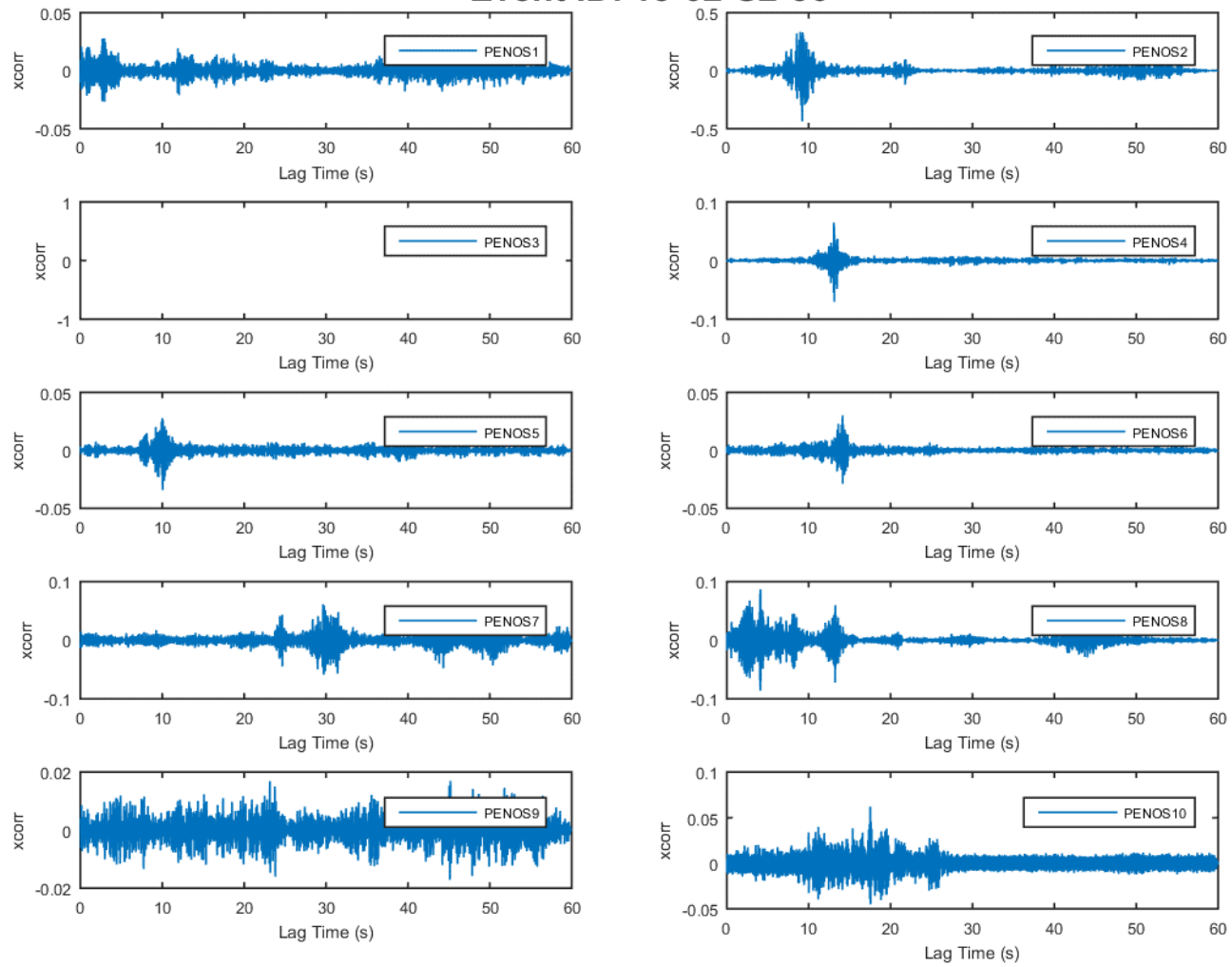


FIGURE 3.276: CROSS CORRELATION PEN_OS 1 - 10 15-02-S2-36

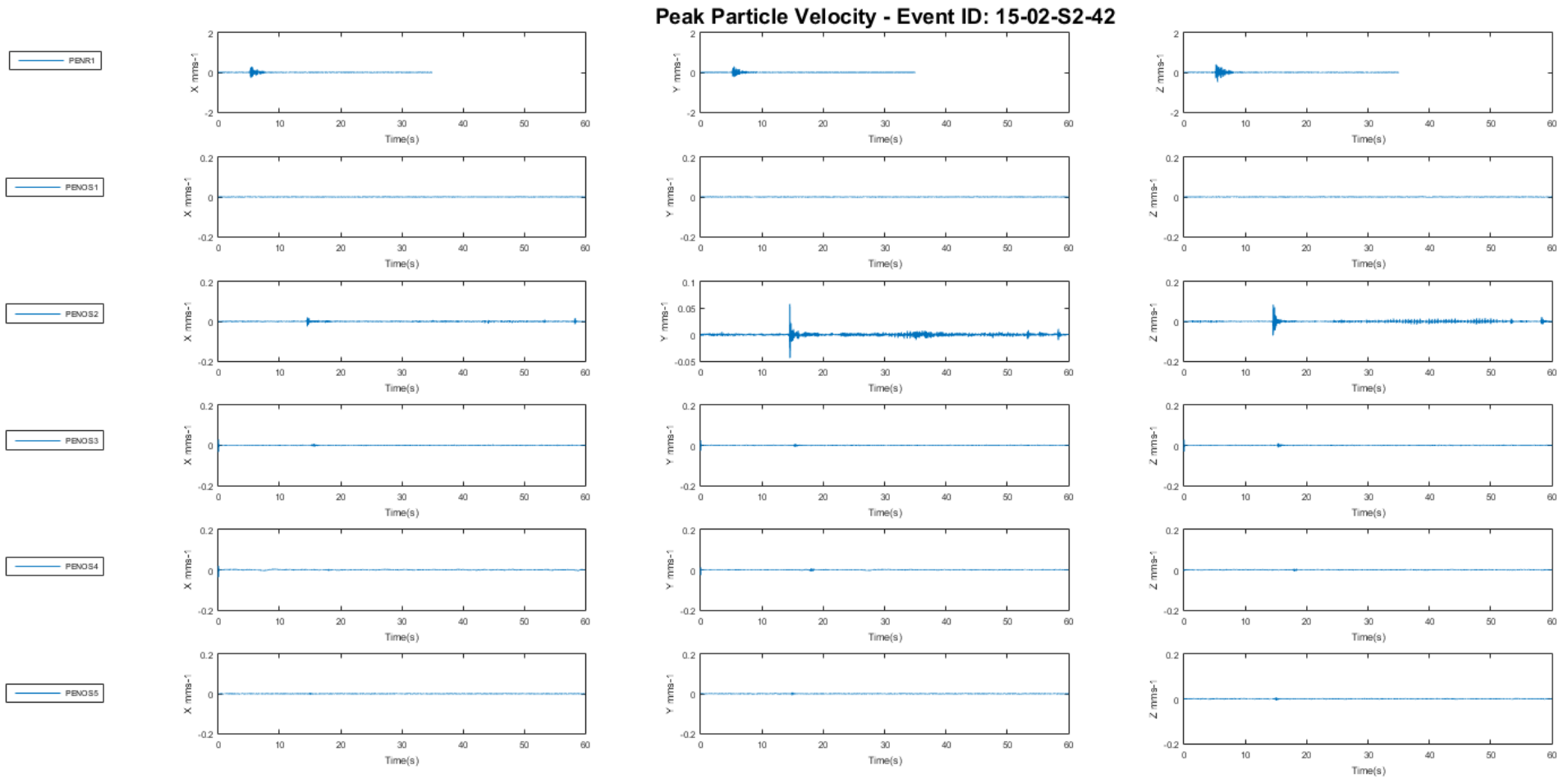


FIGURE 3.277: PEN_OS 1 - 5 15-02-S2-42

Peak Particle Velocity - Event ID: 15-02-S2-42

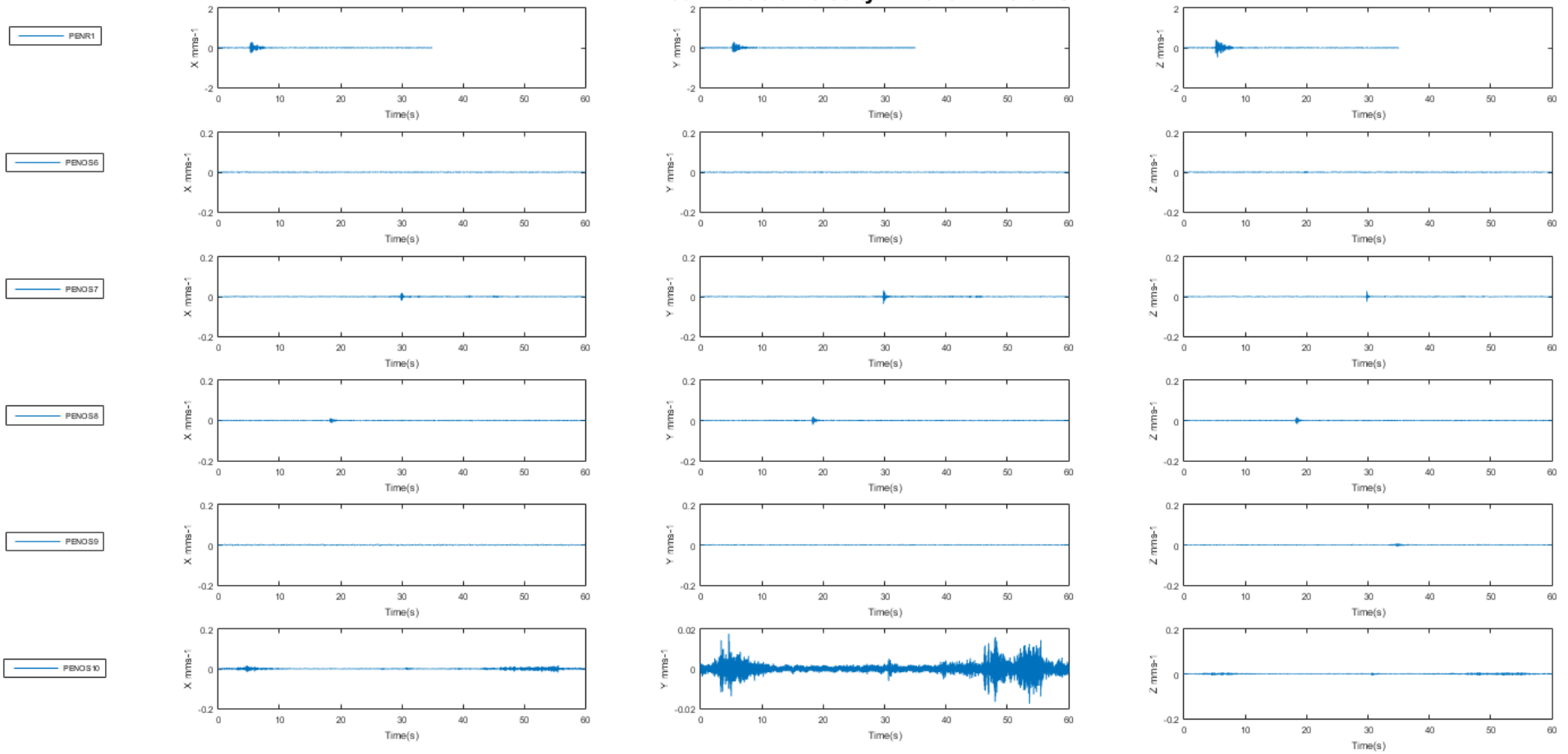


FIGURE 3.278: PEN_OS 6 - 10 15-02-S2-42

Event ID: 15-02-S2-42

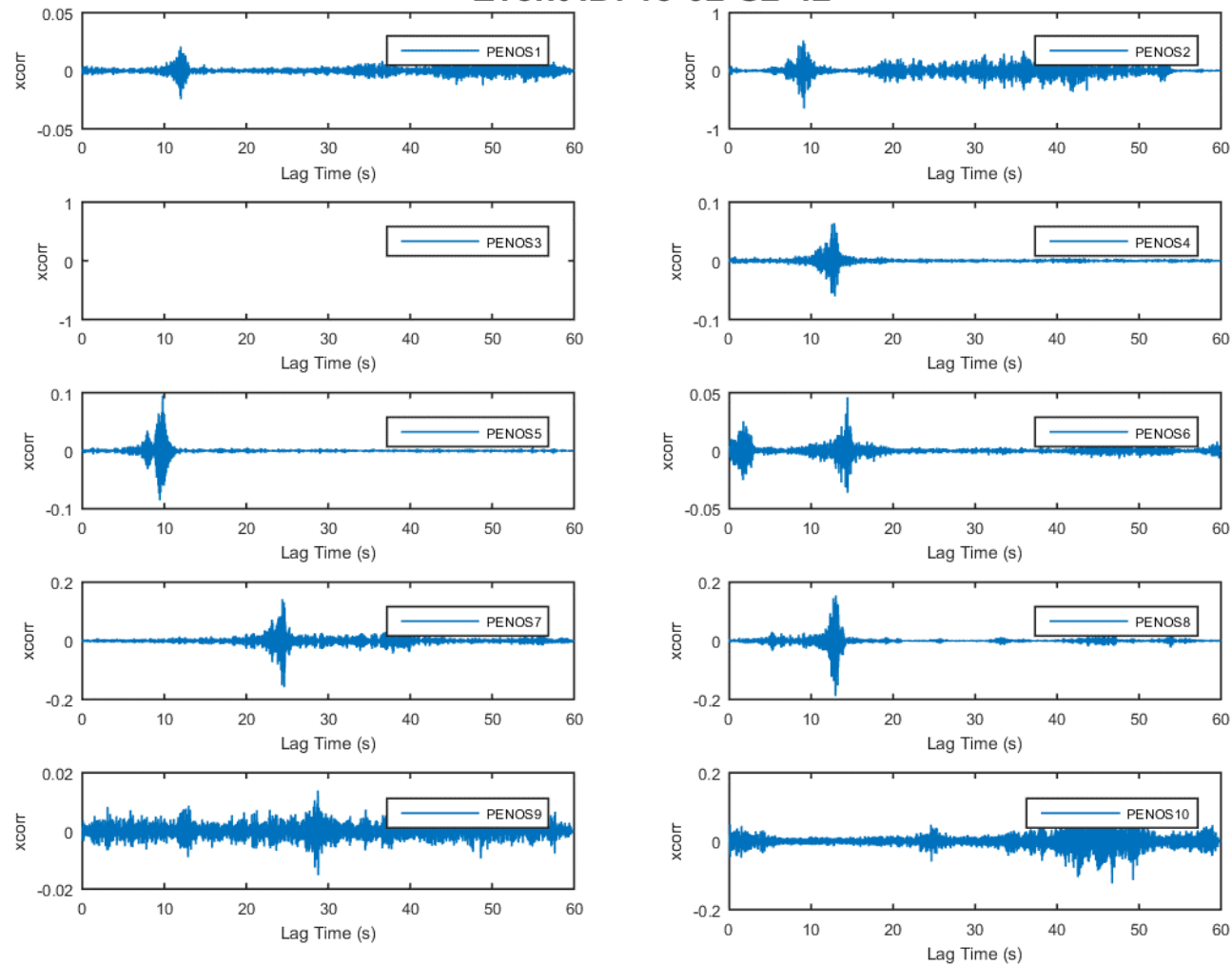


FIGURE 3.279: CROSS CORRELATION PEN_OS 1 - 10 15-02-S2-42

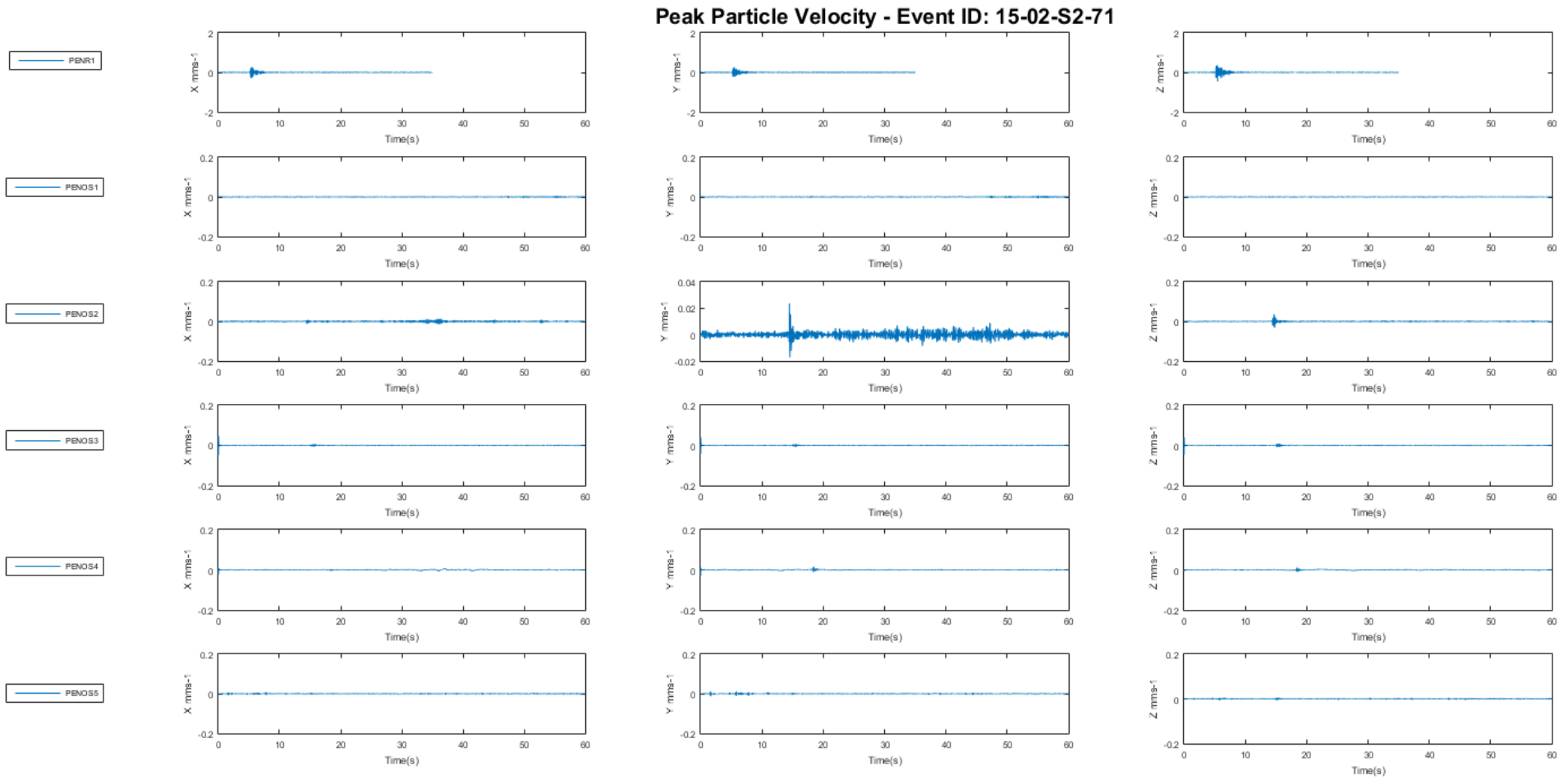


FIGURE 3.280: PEN_OS 1 - 5 15-02-S2-71

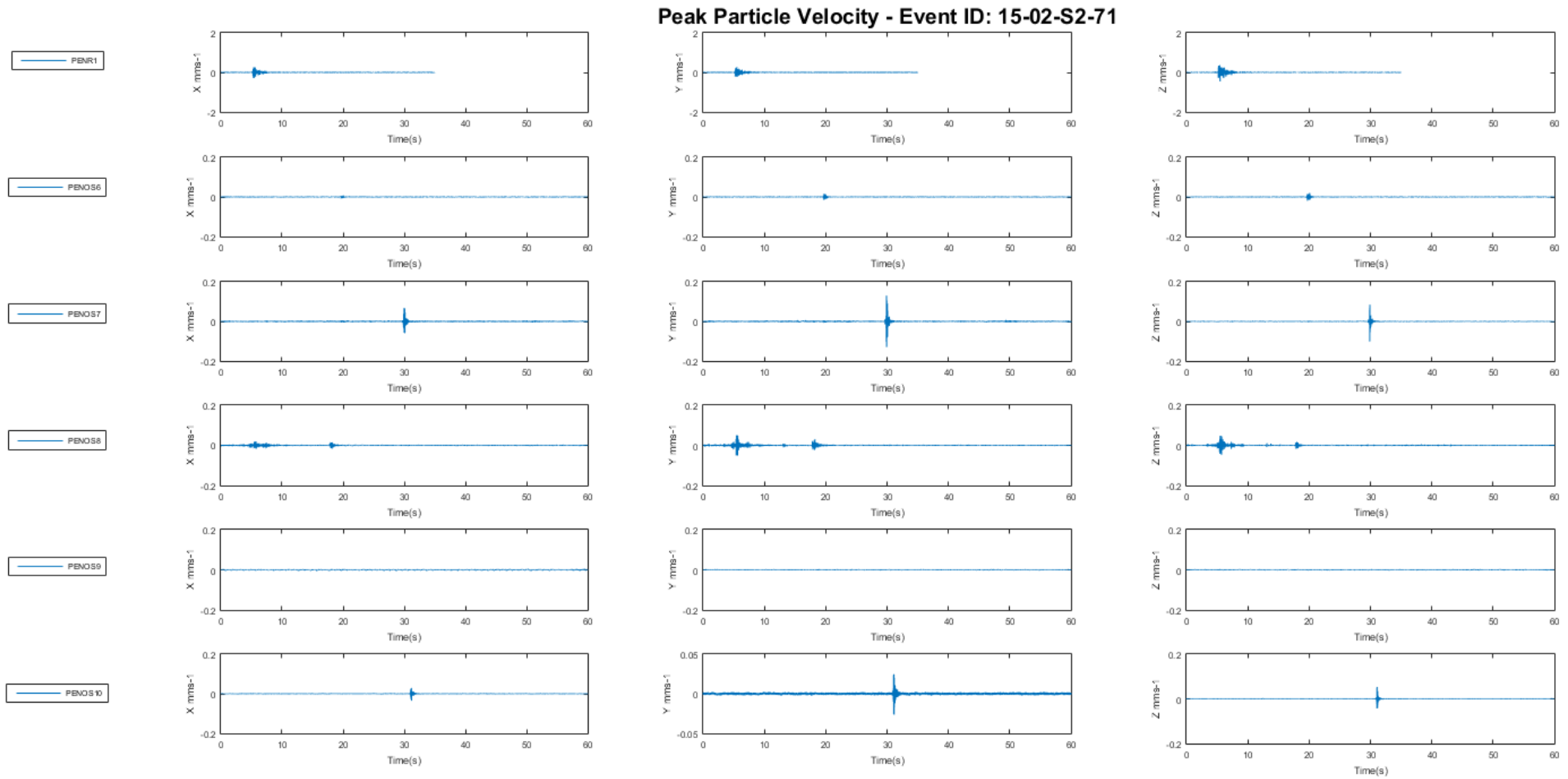


FIGURE 3.281: PEN_OS 6 - 10 15-02-S2-71

Event ID: 15-02-S2-71

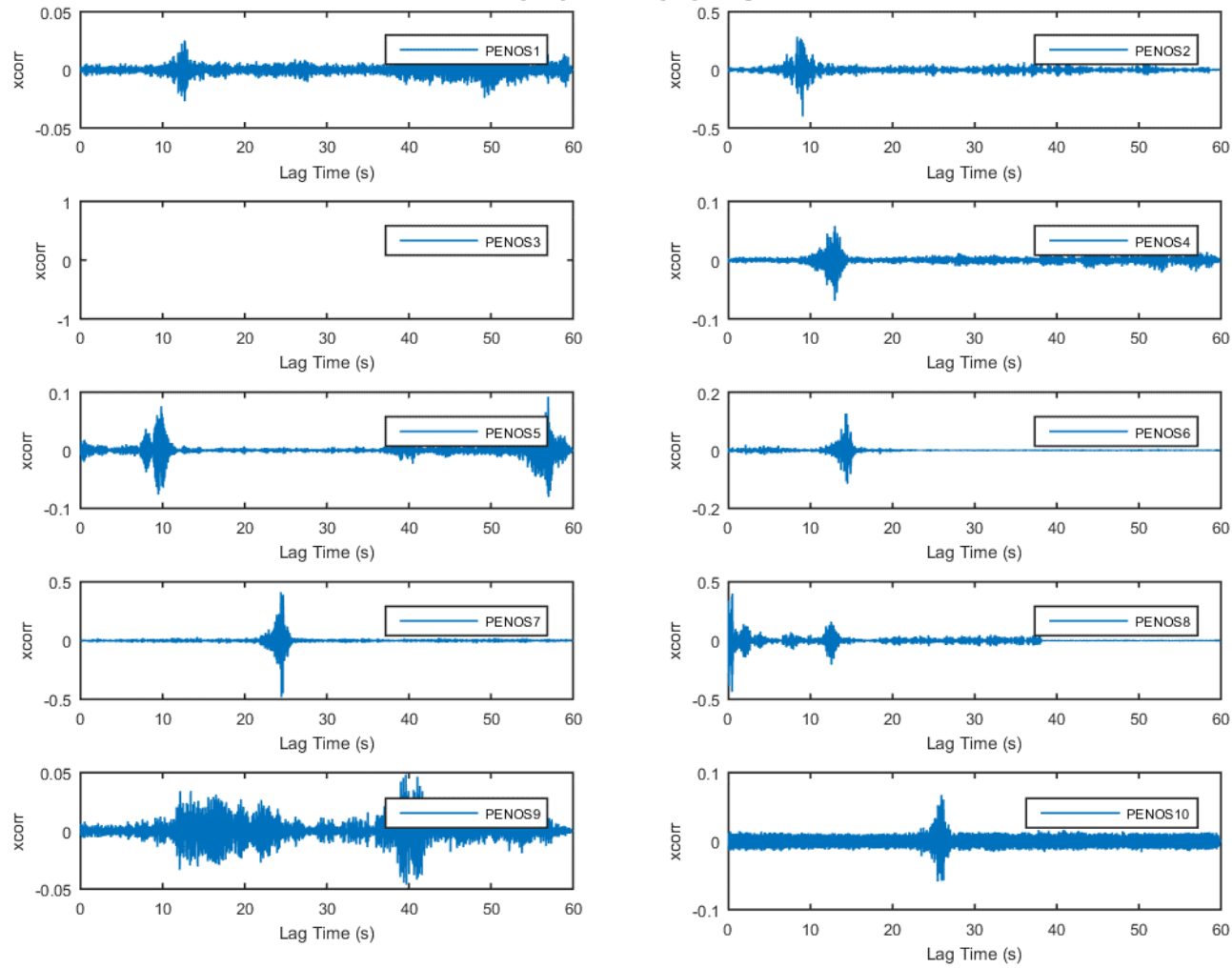


FIGURE 3.282: CROSS CORRELATION PEN_OS 1 - 10 15-02-S2-71

Peak Particle Velocity - Event ID: 15-02-S2-104

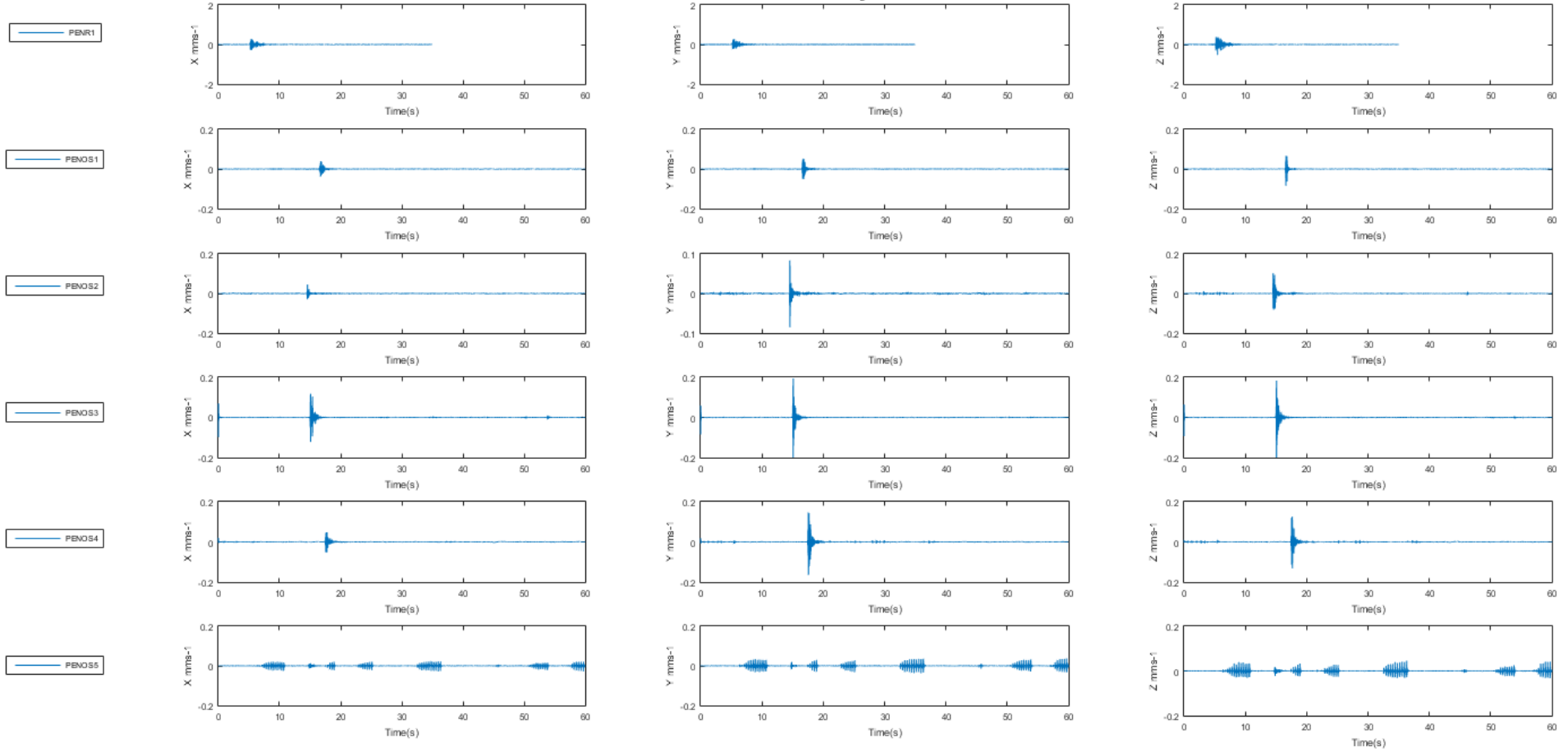


FIGURE 3.283: PEN_OS 1 - 5 15-02-S2-104

Peak Particle Velocity - Event ID: 15-02-S2-104

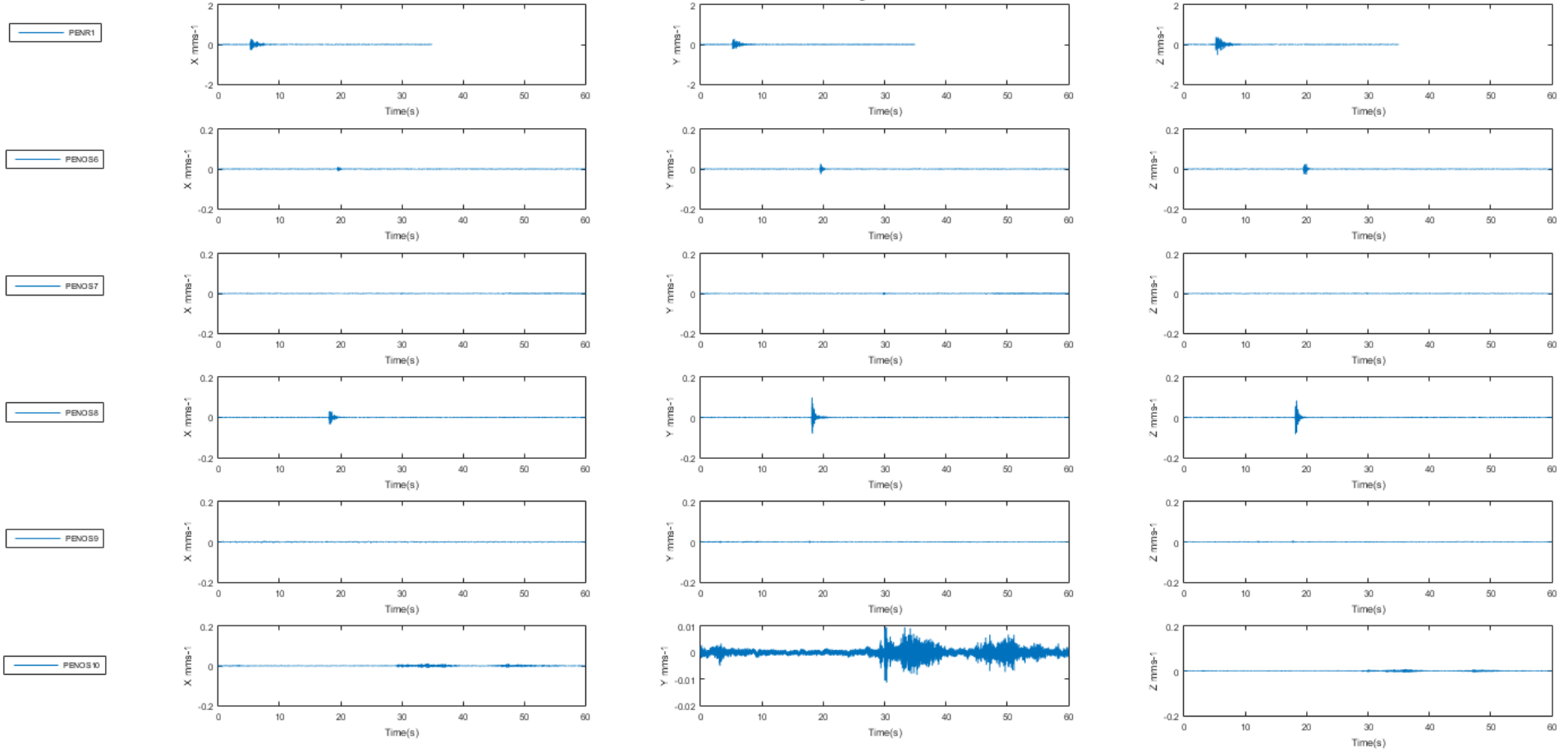


FIGURE 3.284: PEN_OS 6 - 10 15-02-S2-104

Event ID: 15-02-S2-104

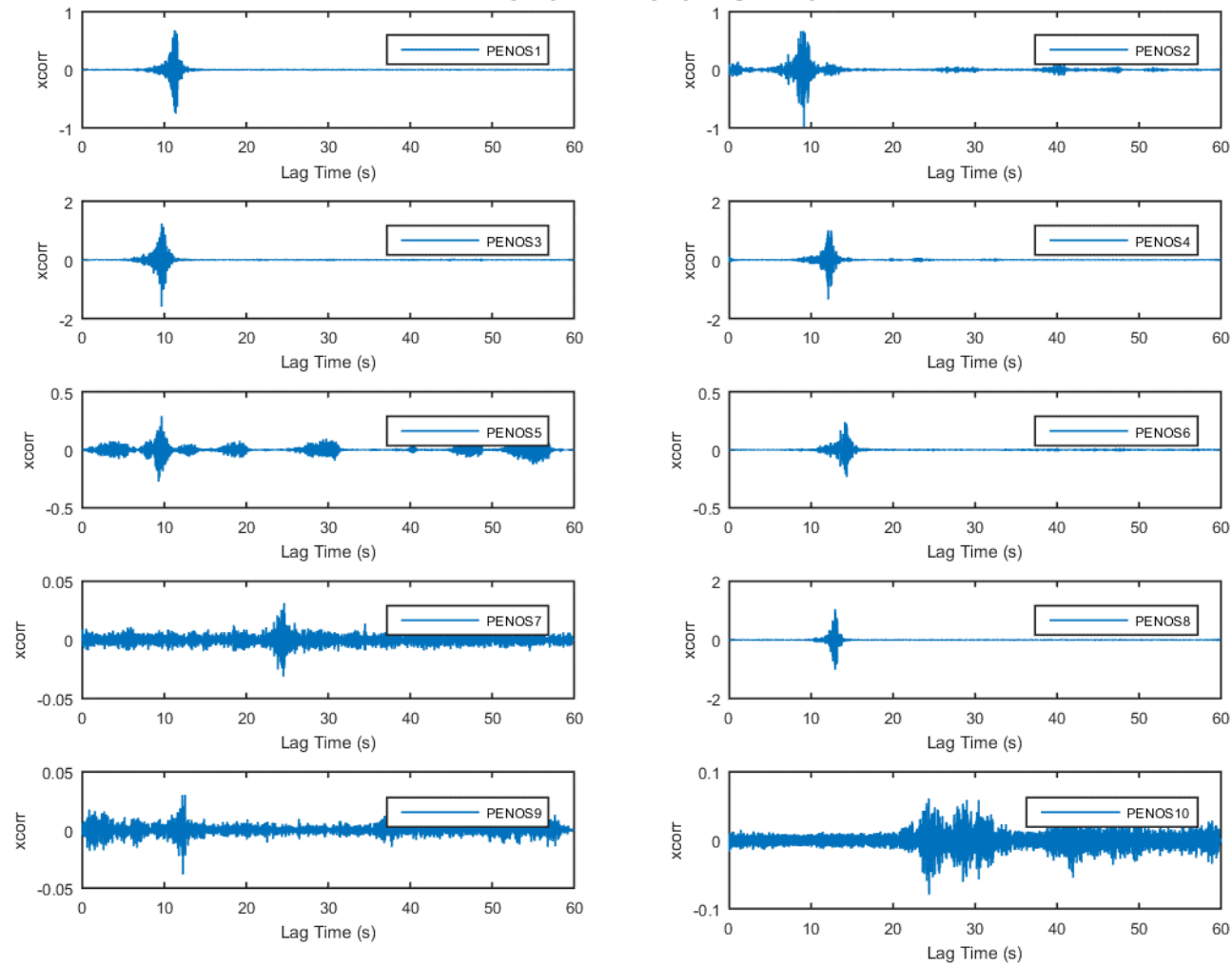


FIGURE 3.285: CROSS CORRELATION PEN_OS 1 - 10 15-02-S2-104

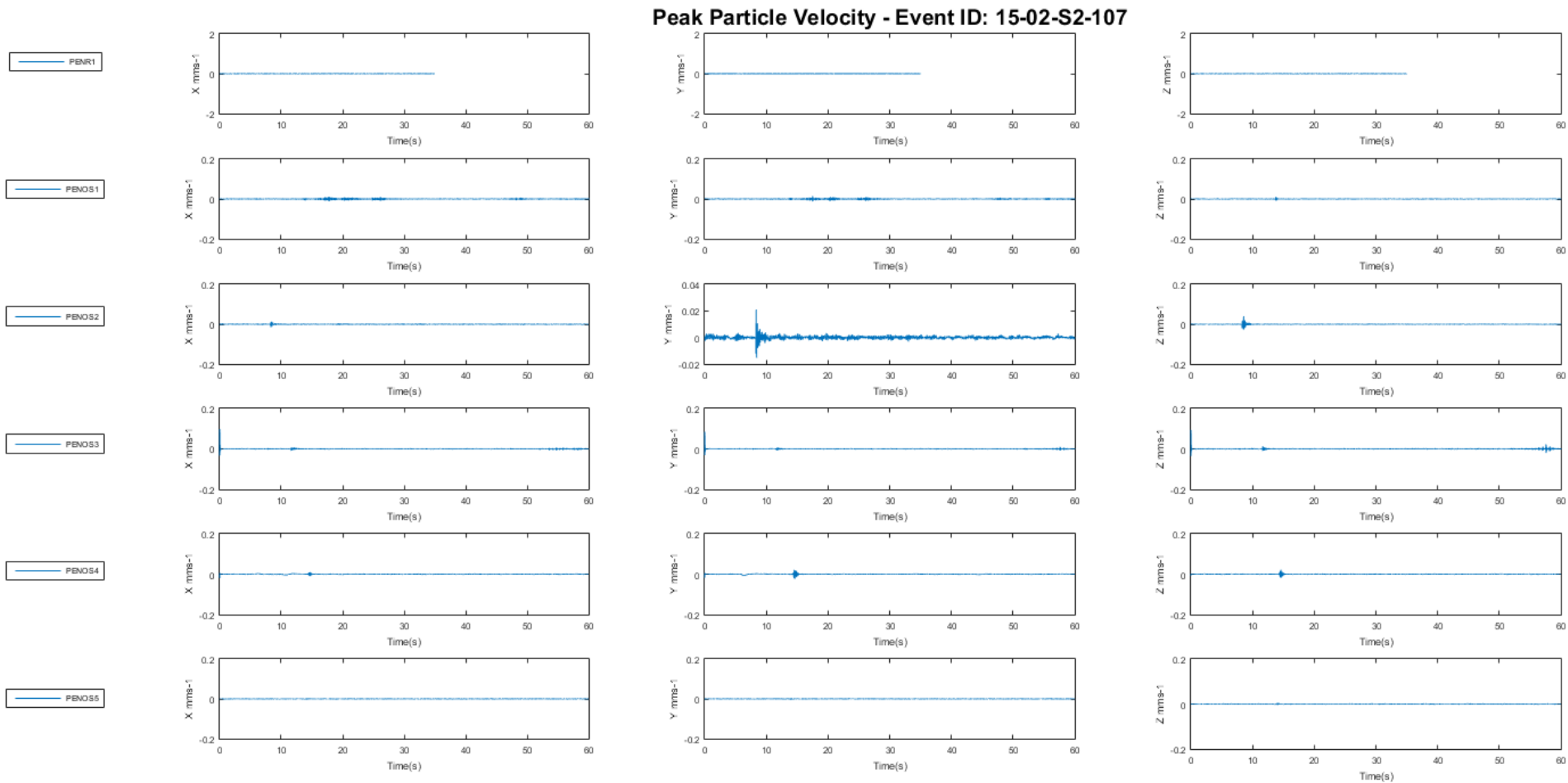


FIGURE 3.286: PEN_OS 1 - 5 15-02-S2-107

Peak Particle Velocity - Event ID: 15-02-S2-107

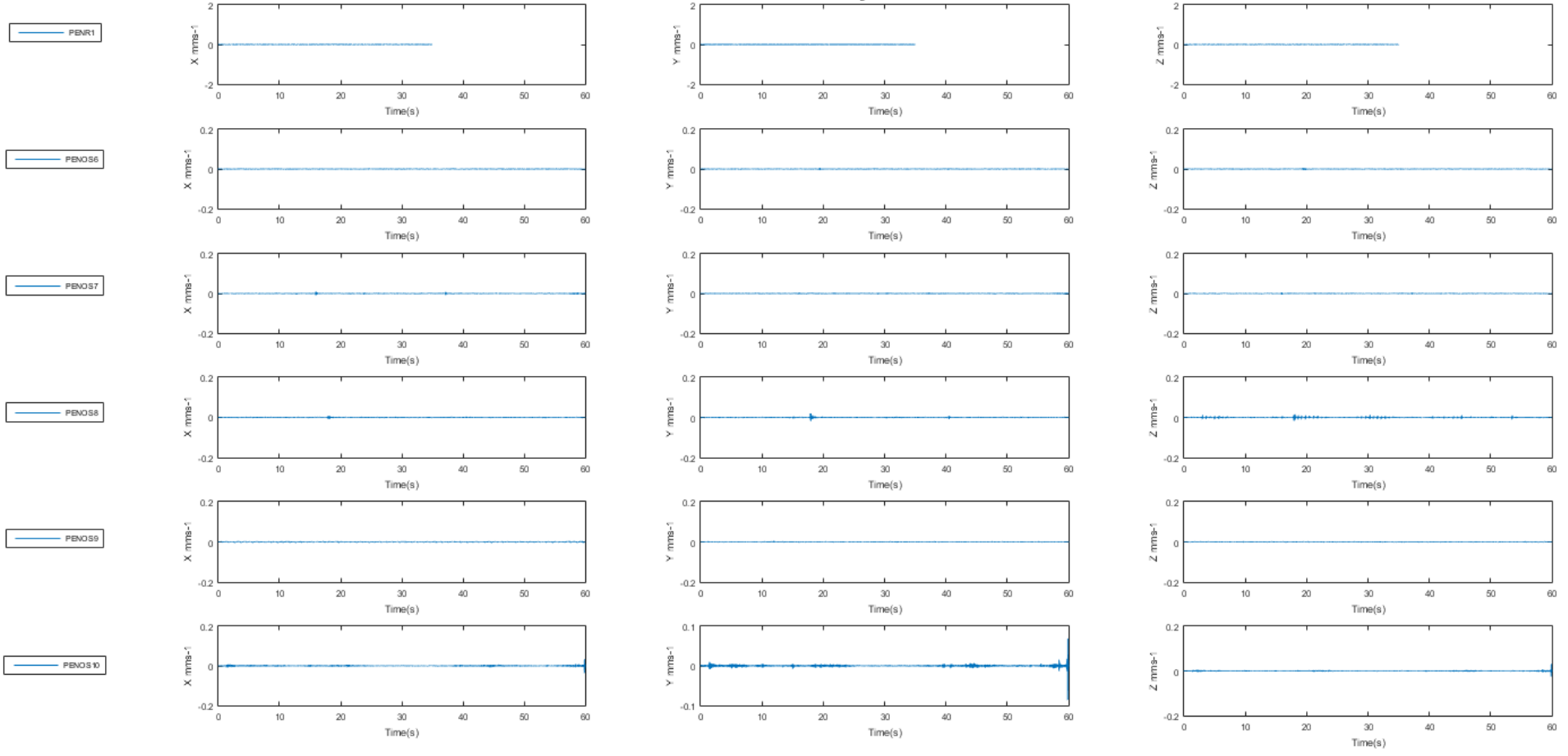


FIGURE 3.287: PEN_OS 6 - 10 15-02-S2-107

Event ID: 15-02-S2-107

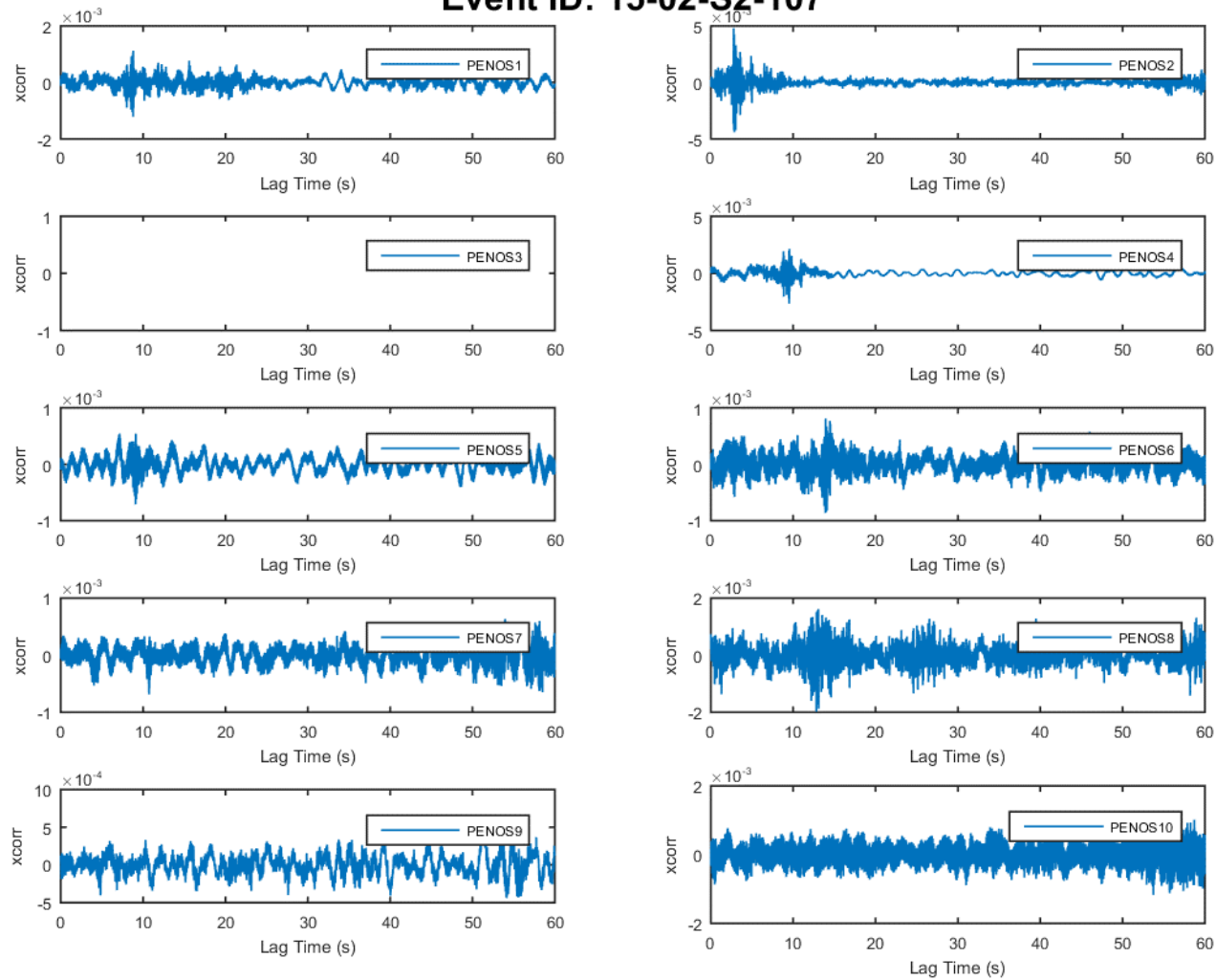


FIGURE 3.288: CROSS CORRELATION PEN_OS 1 - 10 15-02-S2-107

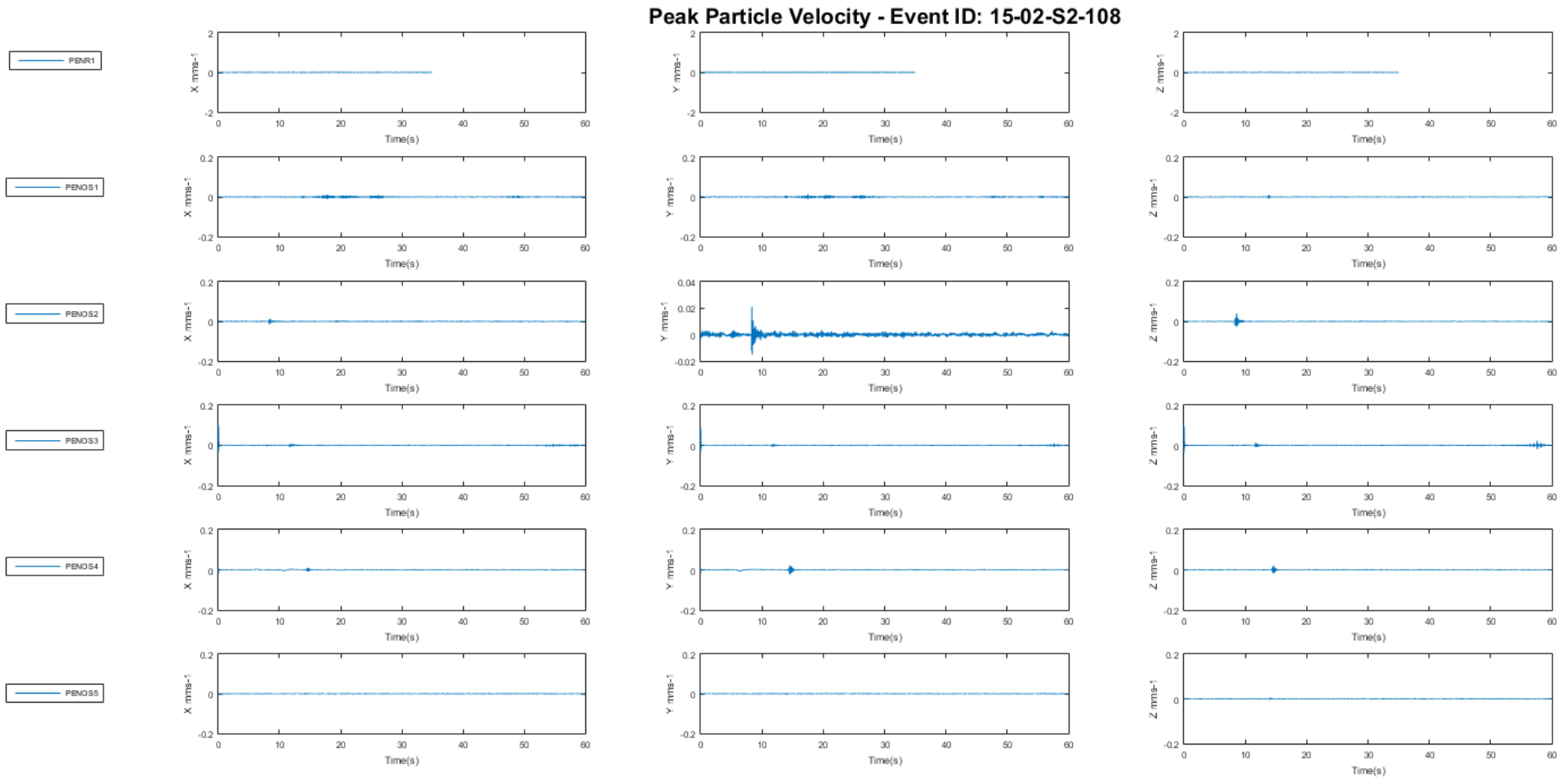


FIGURE 3.289: PEN_OS 1 - 5 15-02-S2-108

Peak Particle Velocity - Event ID: 15-02-S2-108

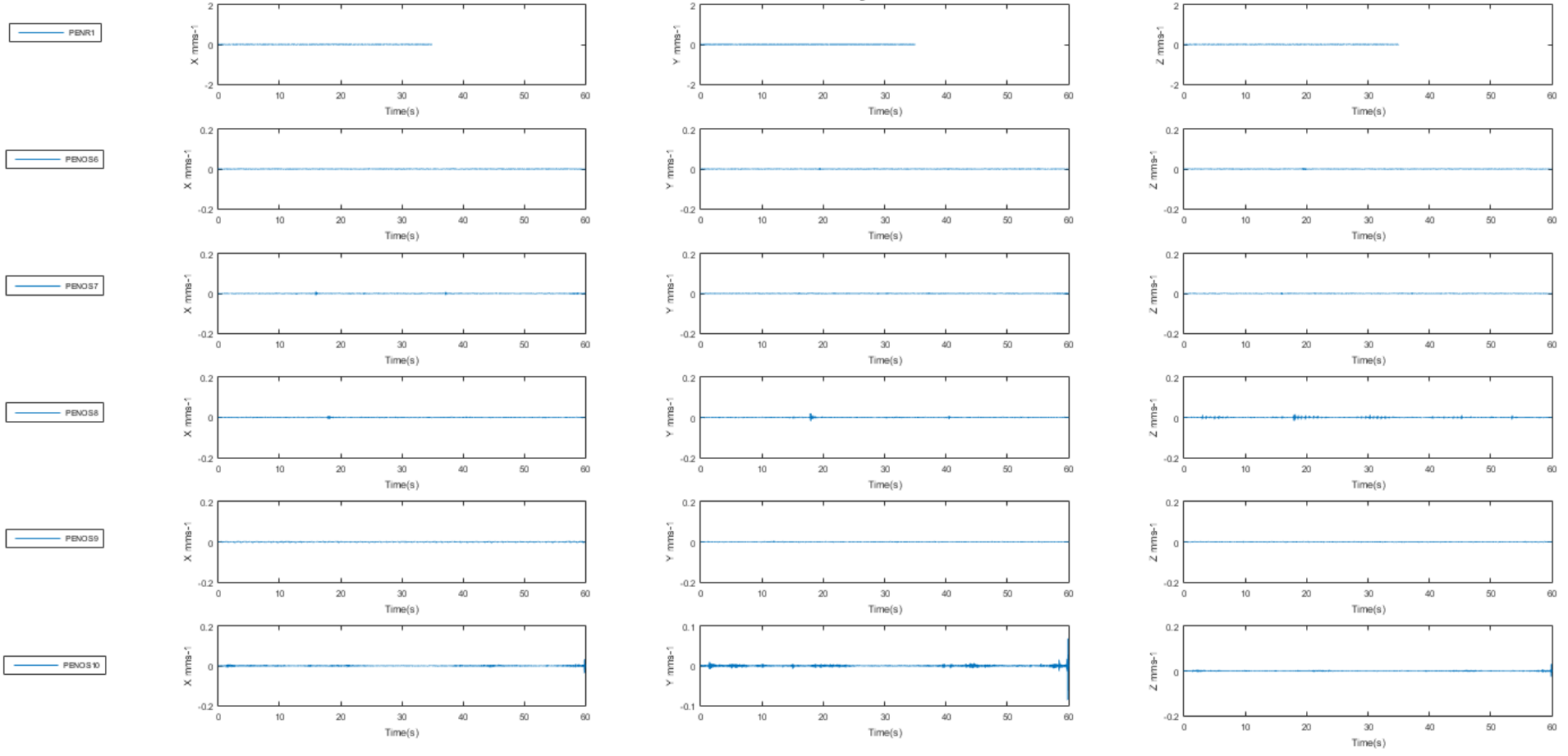


FIGURE 3.290: PEN_OS 6 - 10 15-02-S2-108

Event ID: 15-02-S2-108

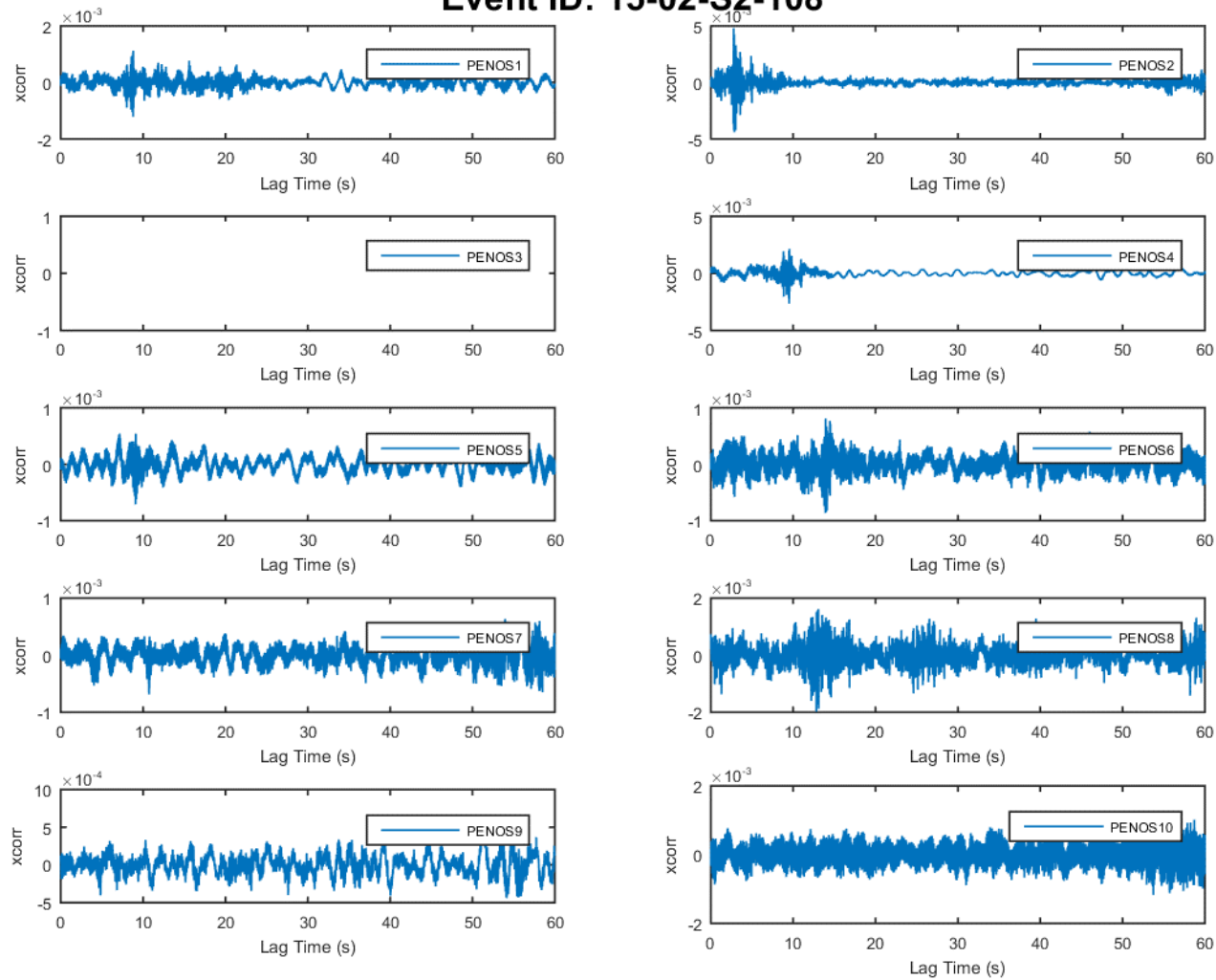


FIGURE 3.291: CROSS CORRELATION PEN_OS 1 - 10 15-02-S2-108

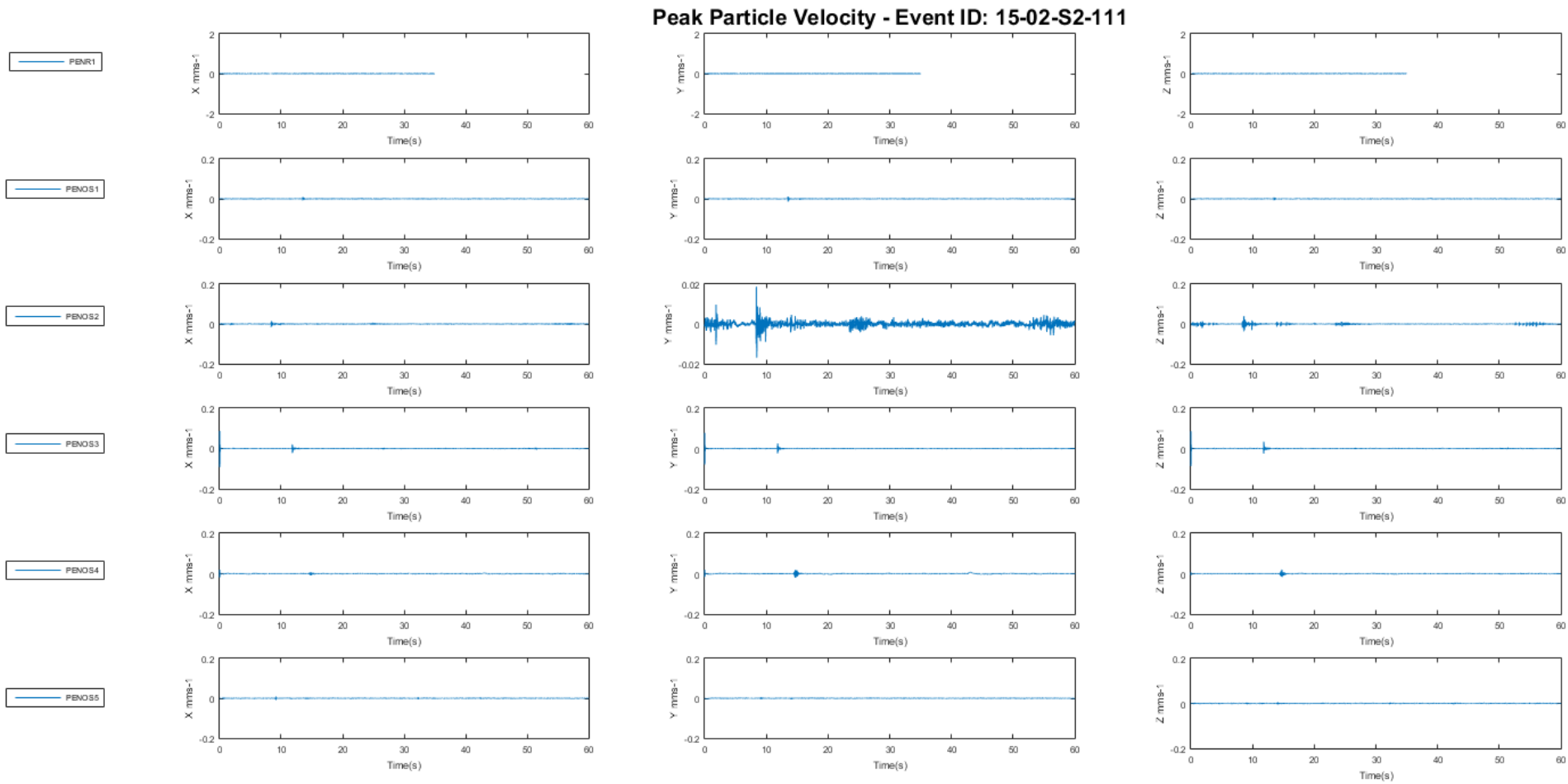


FIGURE 3.292: PEN_OS 1 - 5 15-02-S2-111

Peak Particle Velocity - Event ID: 15-02-S2-111

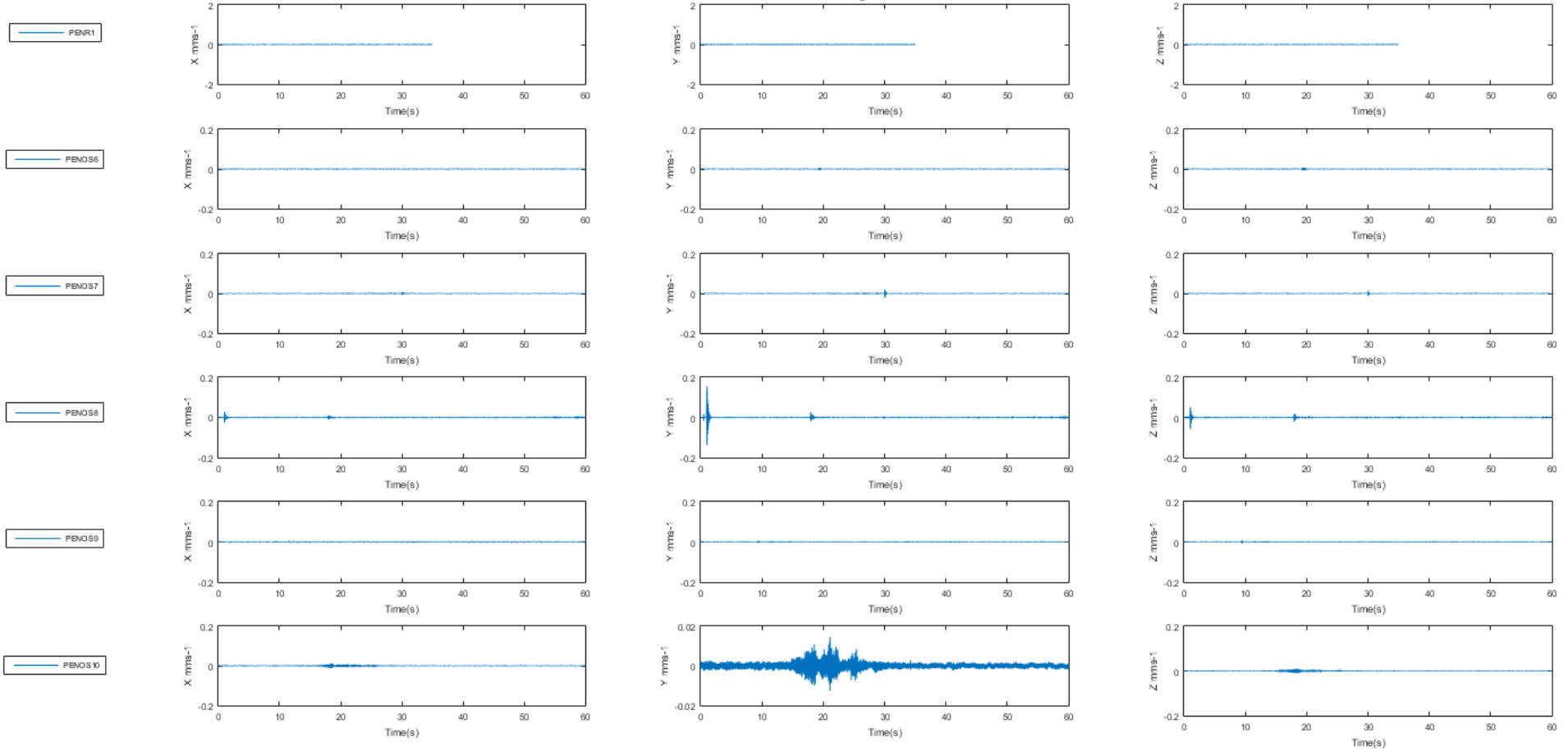


FIGURE 3.293: PEN_OS 6 - 10 15-02-S2-111

Event ID: 15-02-S2-111

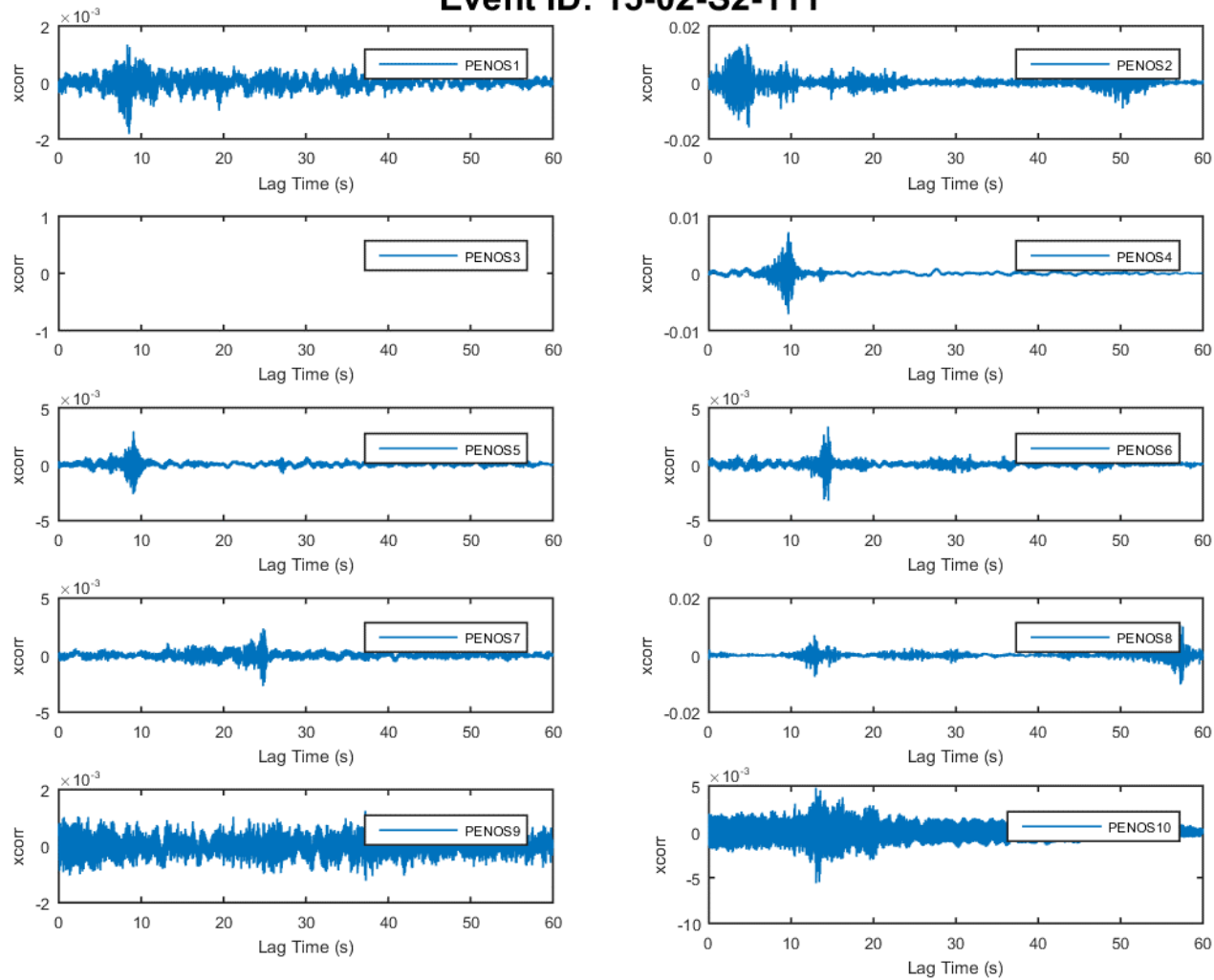


FIGURE 3.294: CROSS CORRELATION PEN_OS 1 - 10 15-02-S2-111

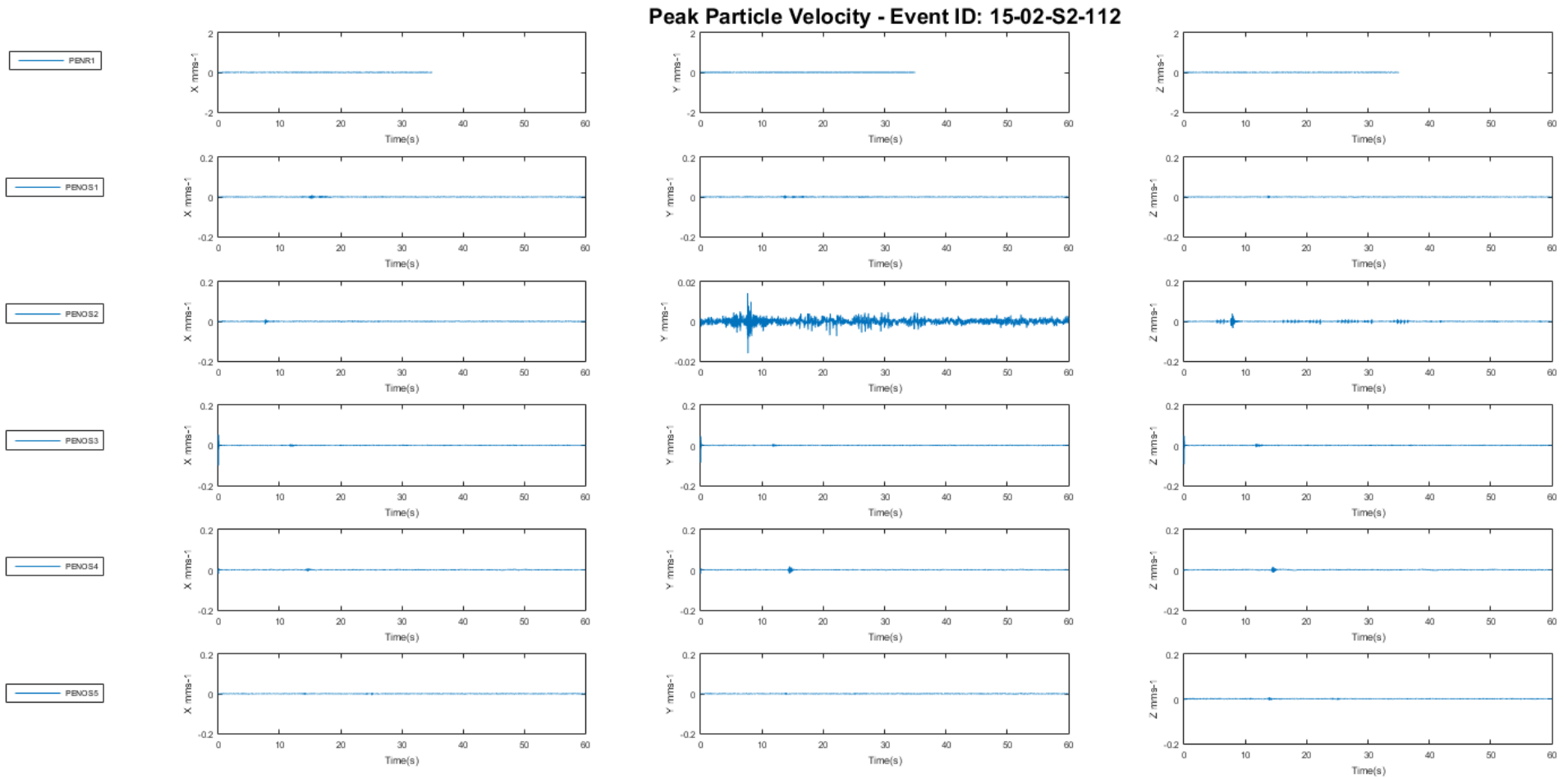


FIGURE 3.295: PEN_OS 1 - 5 15-02-S2-112

Peak Particle Velocity - Event ID: 15-02-S2-112

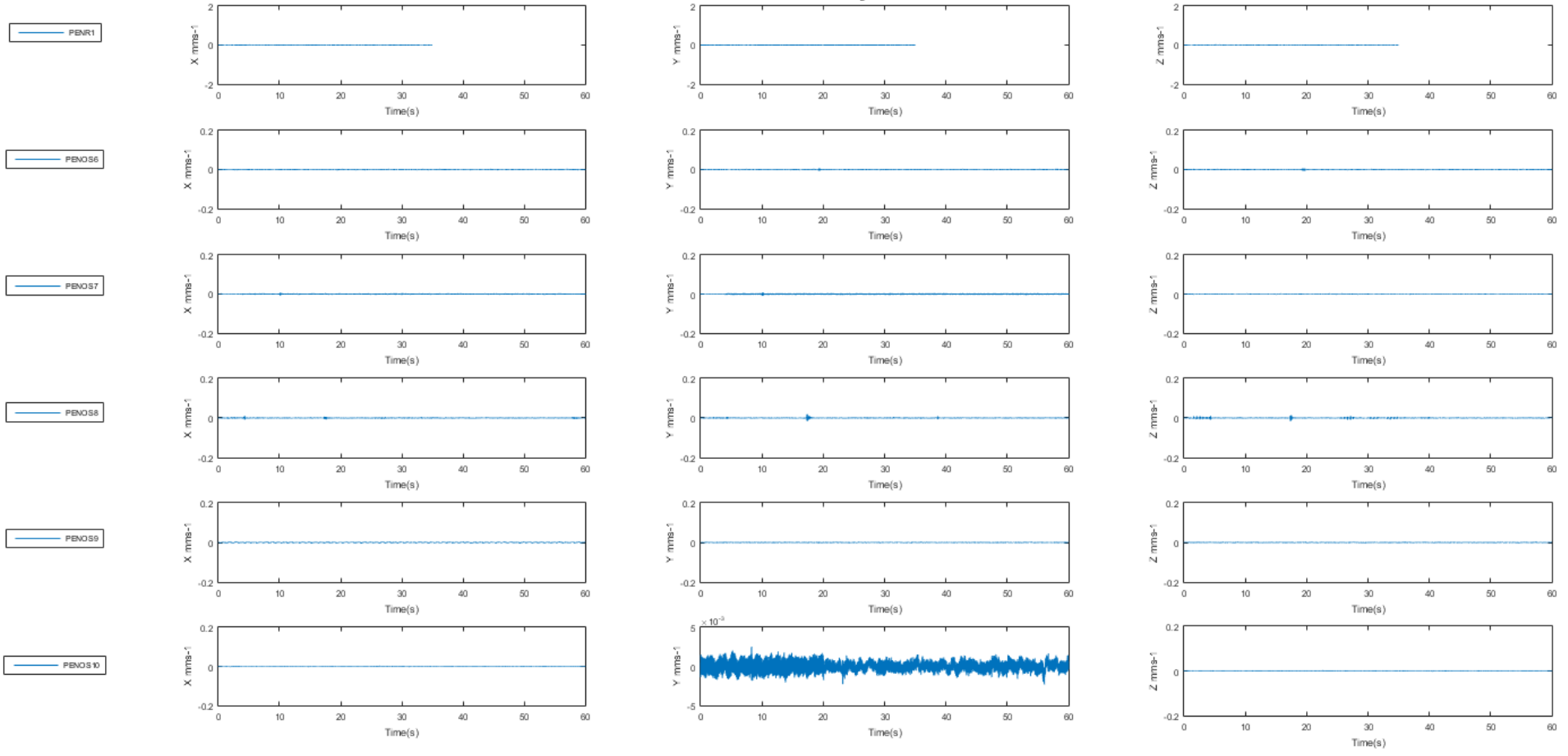


FIGURE 3.296: PEN_OS 6 - 10 15-02-S2-112

Event ID: 15-02-S2-112

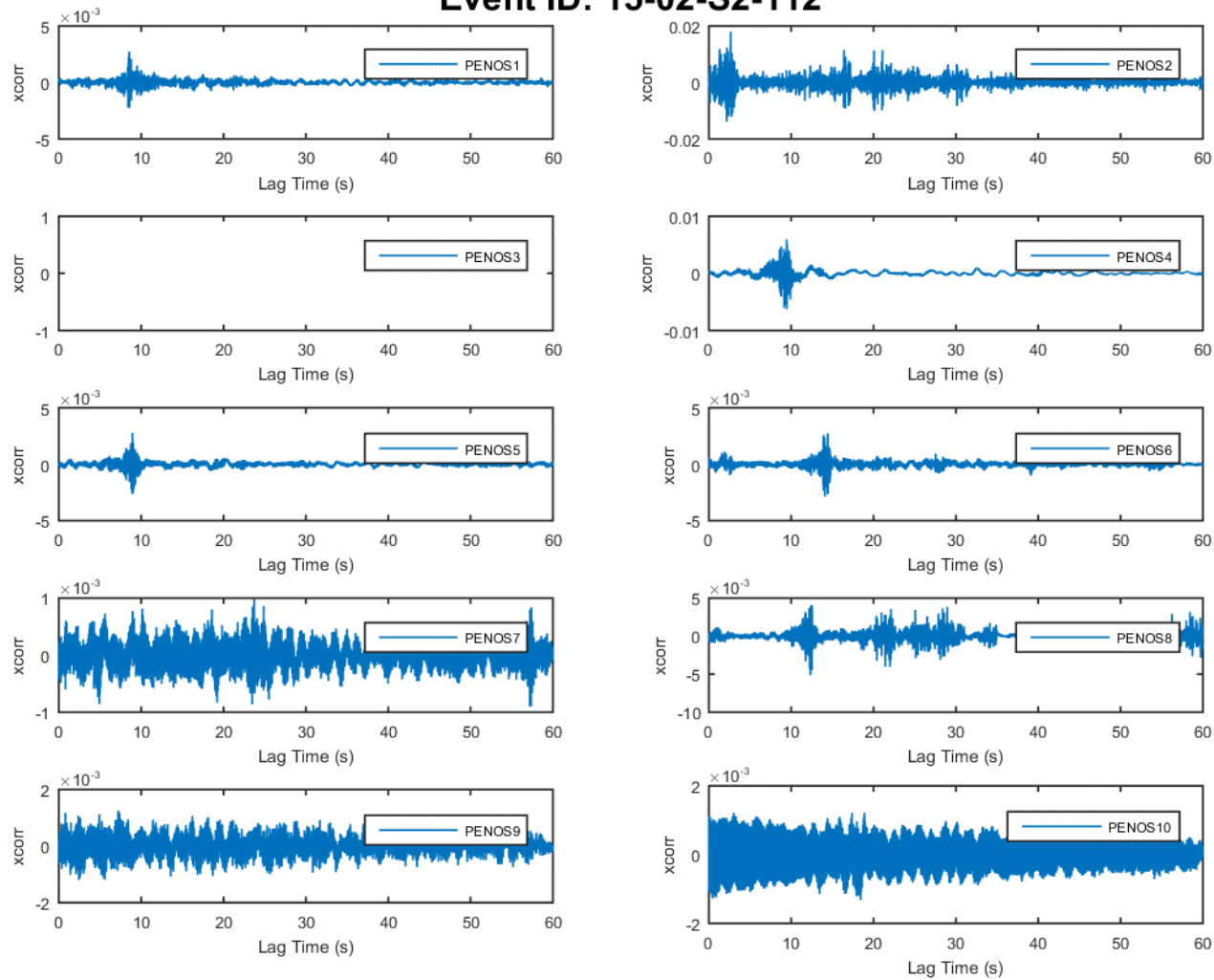


FIGURE 3.297: CROSS CORRELATION PEN_OS 1 - 10 15-02-S2-112

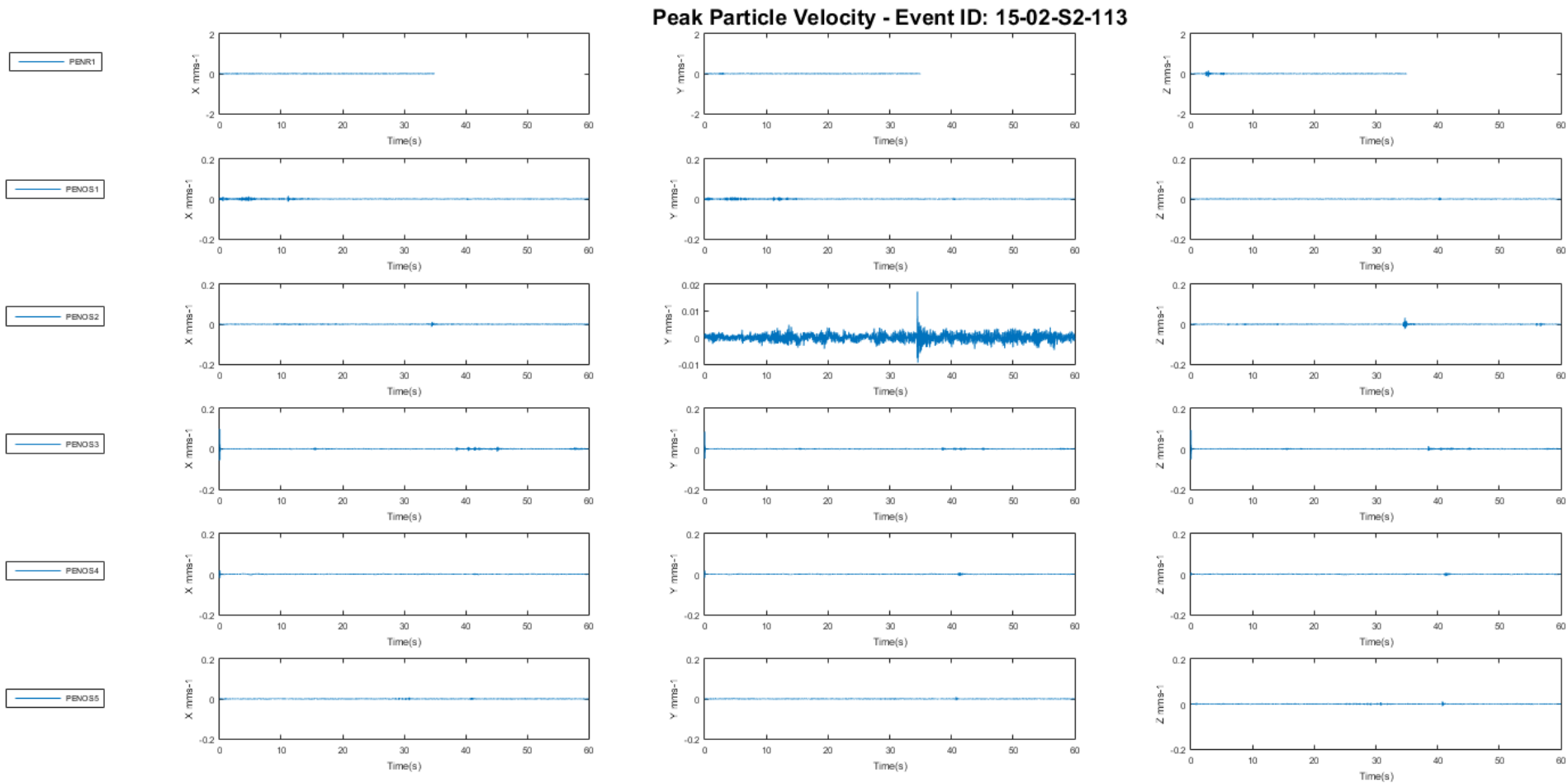


FIGURE 3.298: PEN_OS 1 - 5 15-02-S2-113

Peak Particle Velocity - Event ID: 15-02-S2-113

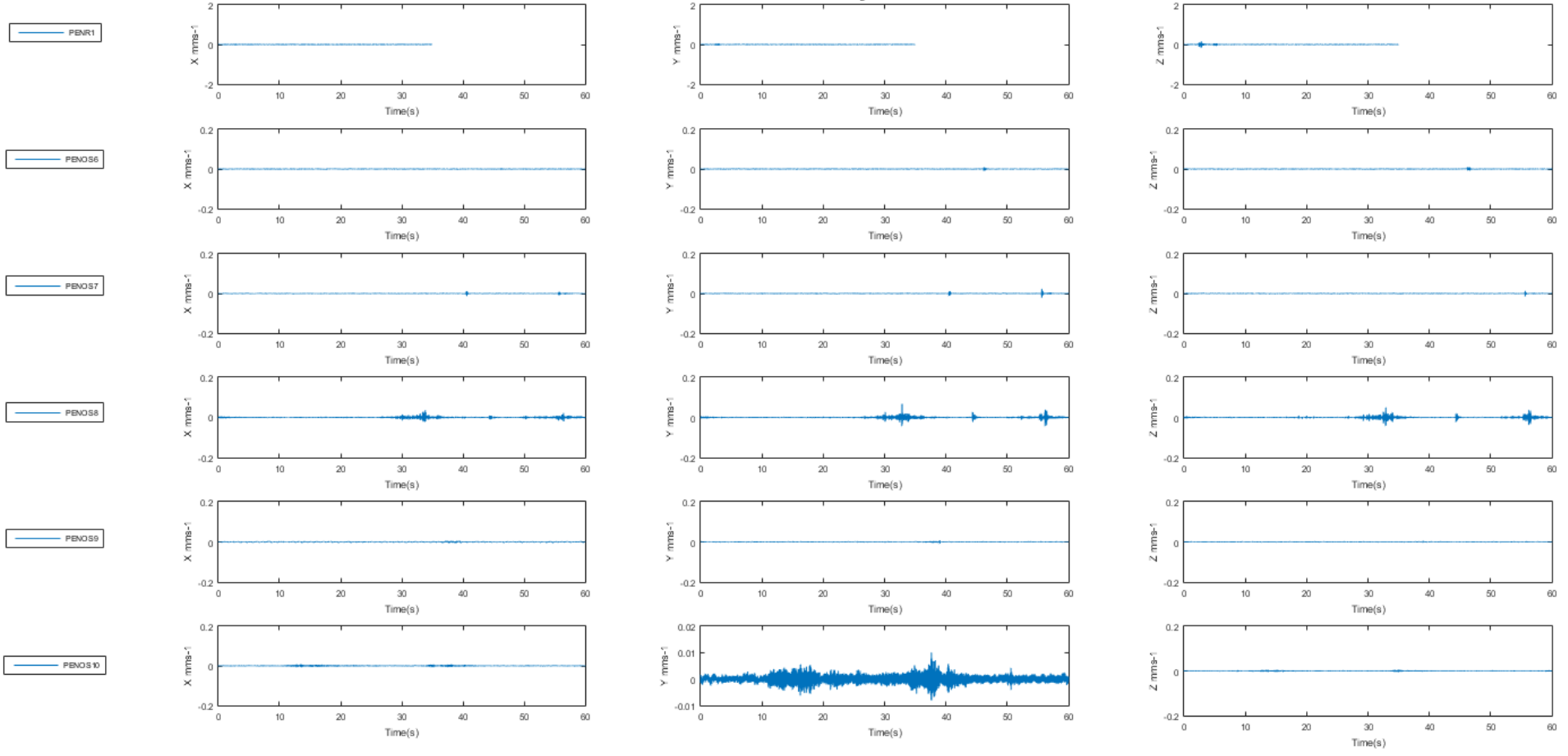


FIGURE 3.299: PEN_OS 6 - 10 15-02-S2-113

Event ID: 15-02-S2-113

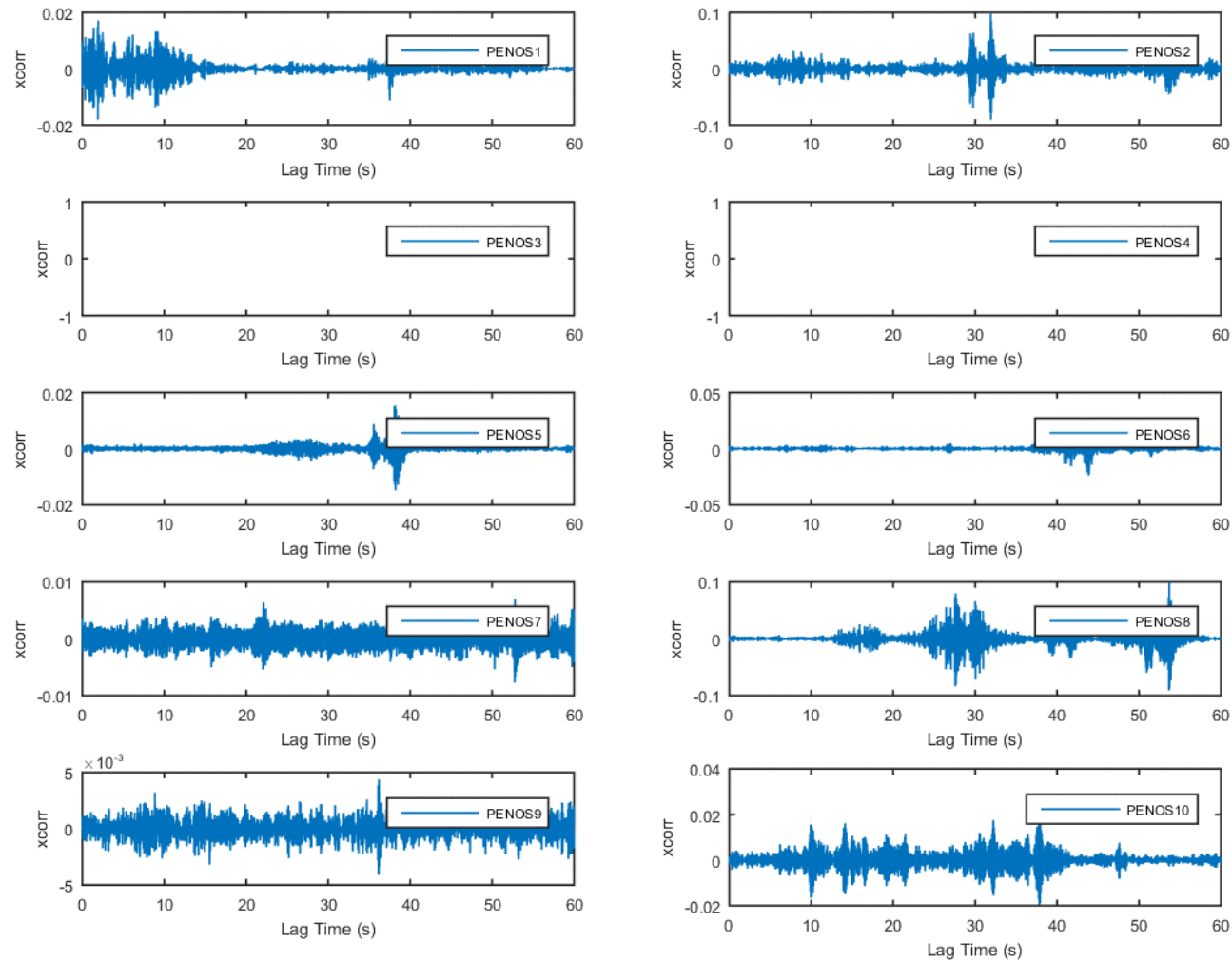


FIGURE 3.300: CROSS CORRELATION PEN_OS 1 - 10 15-02-S2-113

Peak Particle Velocity - Event ID: 15-02-S2-113

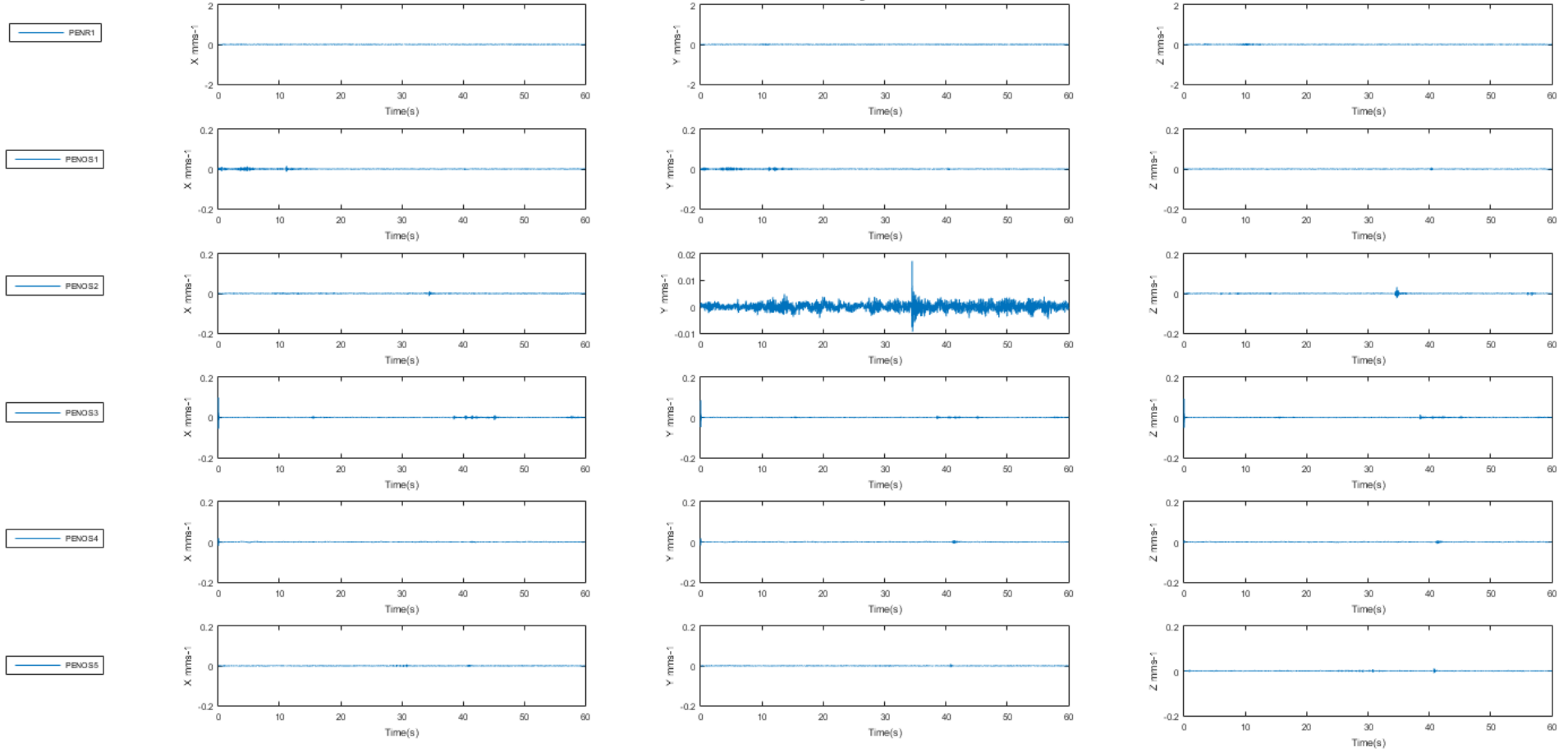


FIGURE 3.301: PEN_OS 1 - 5 15-02-S2-113

Peak Particle Velocity - Event ID: 15-02-S2-113

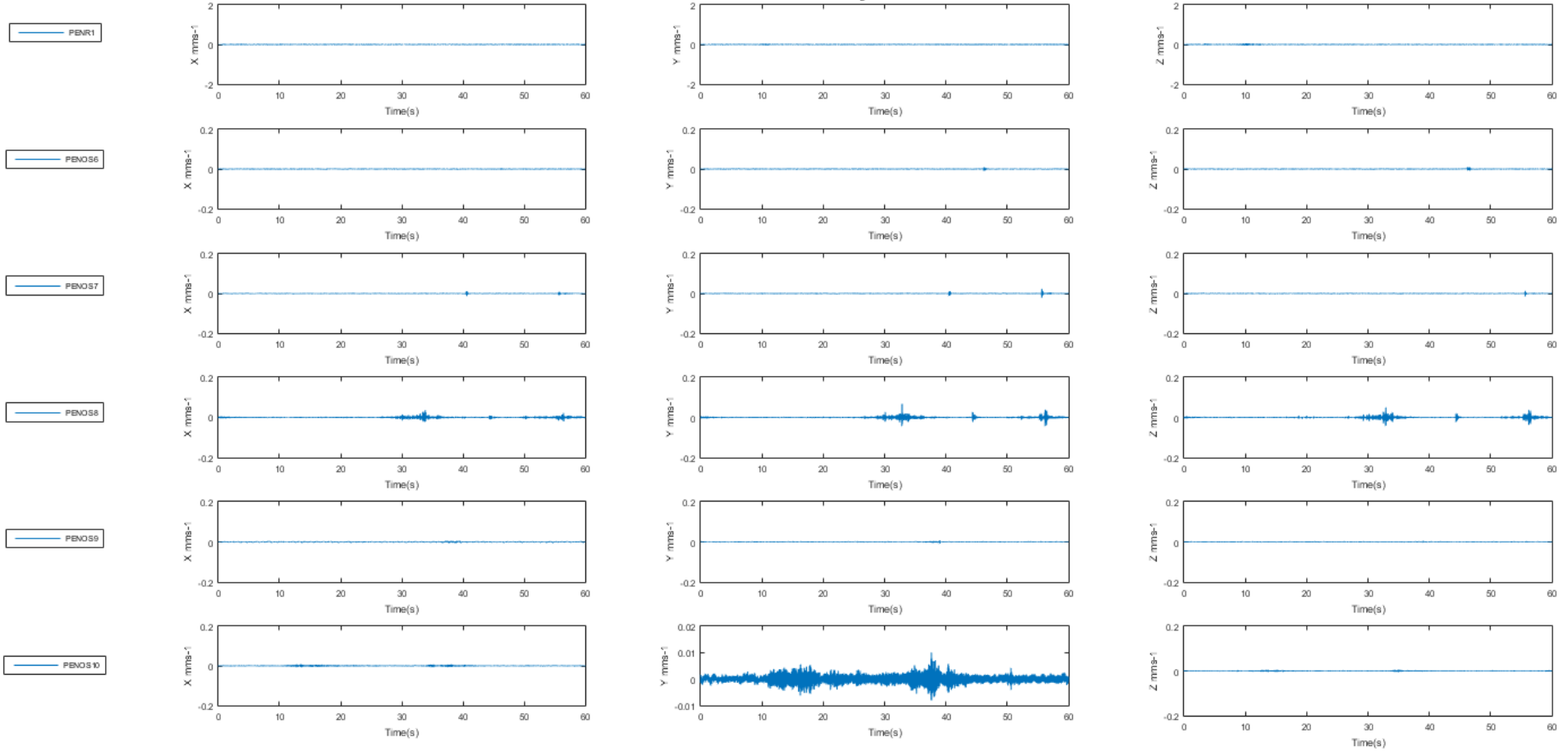


FIGURE 3.302: PEN_OS 6 - 10 15-02-S2-113

Event ID: 15-02-S2-113

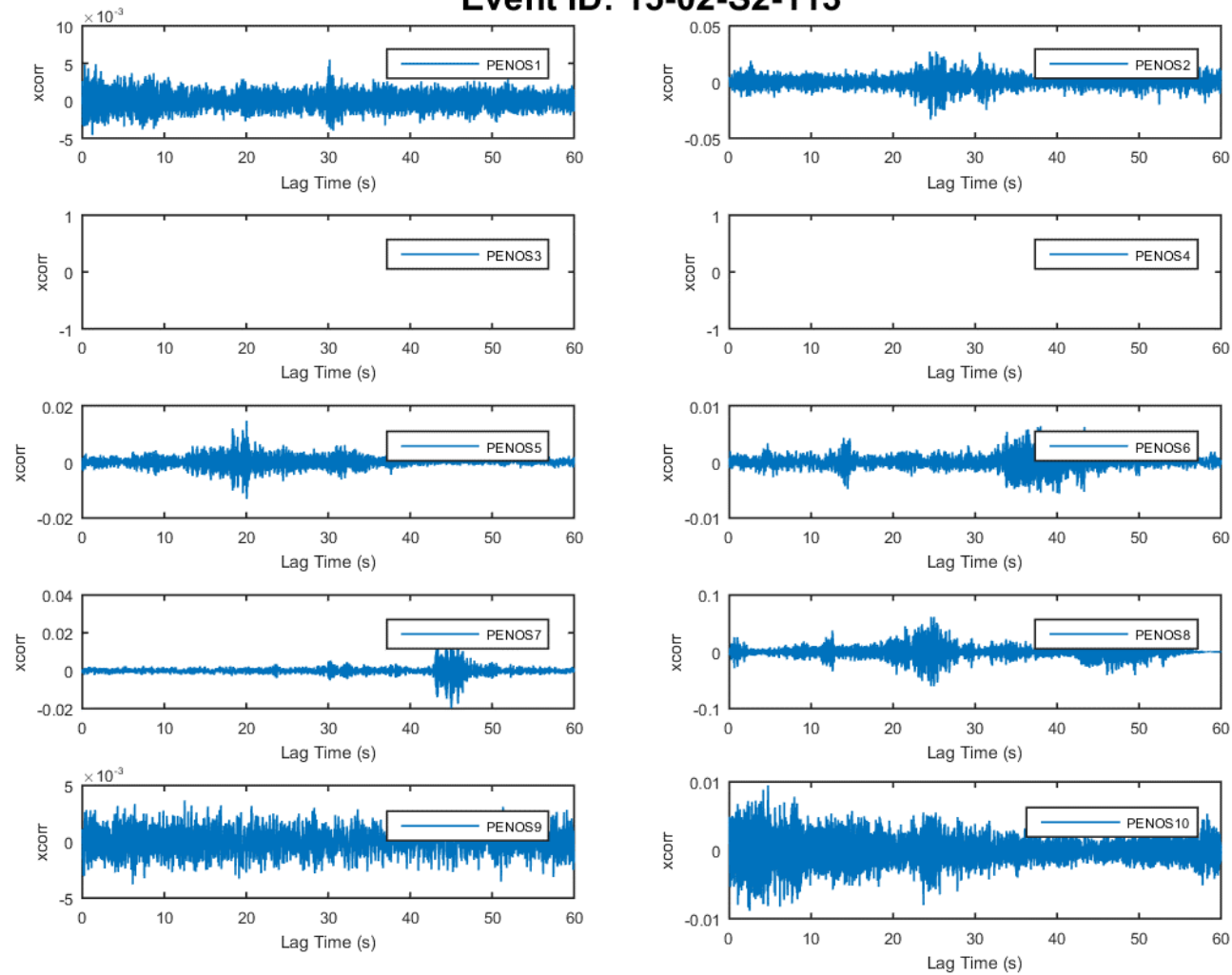


FIGURE 3.303: CROSS CORRELATION PEN_OS 1 - 10 15-02-S2-113

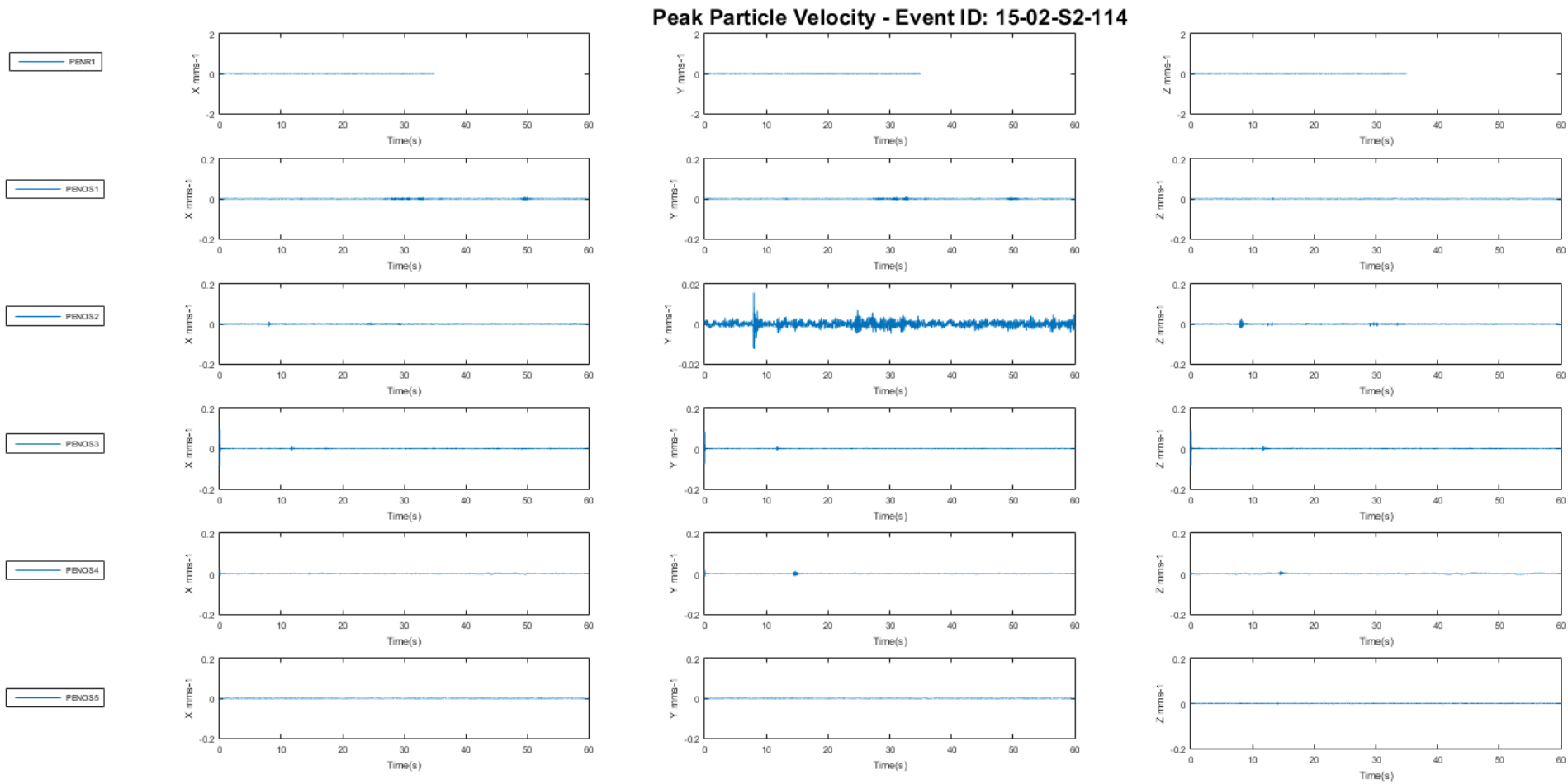


FIGURE 3.304: PEN_OS 1 - 5 15-02-S2-114

Peak Particle Velocity - Event ID: 15-02-S2-114

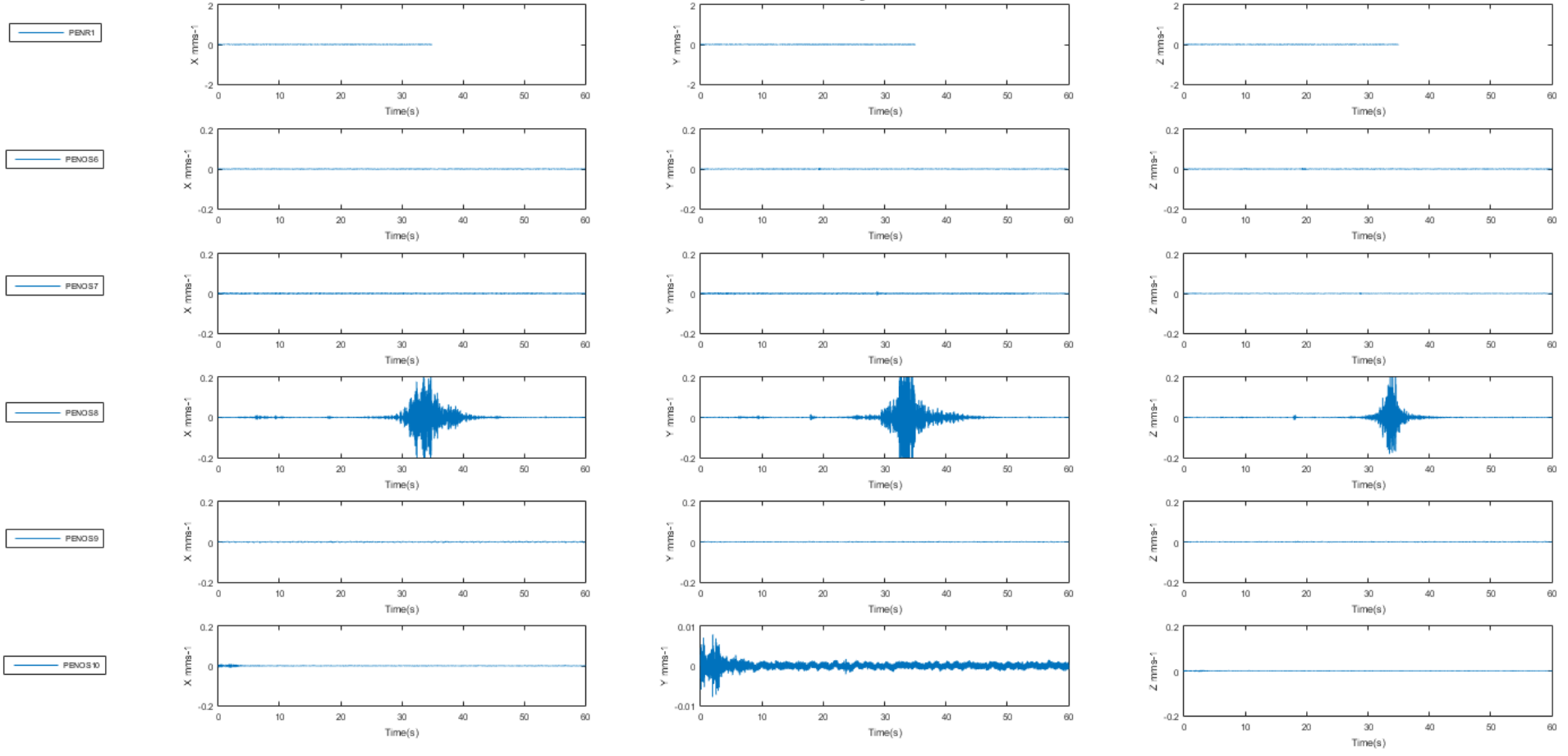


FIGURE 3.305: PEN_OS 6 - 10 15-02-S2-114

Event ID: 15-02-S2-114

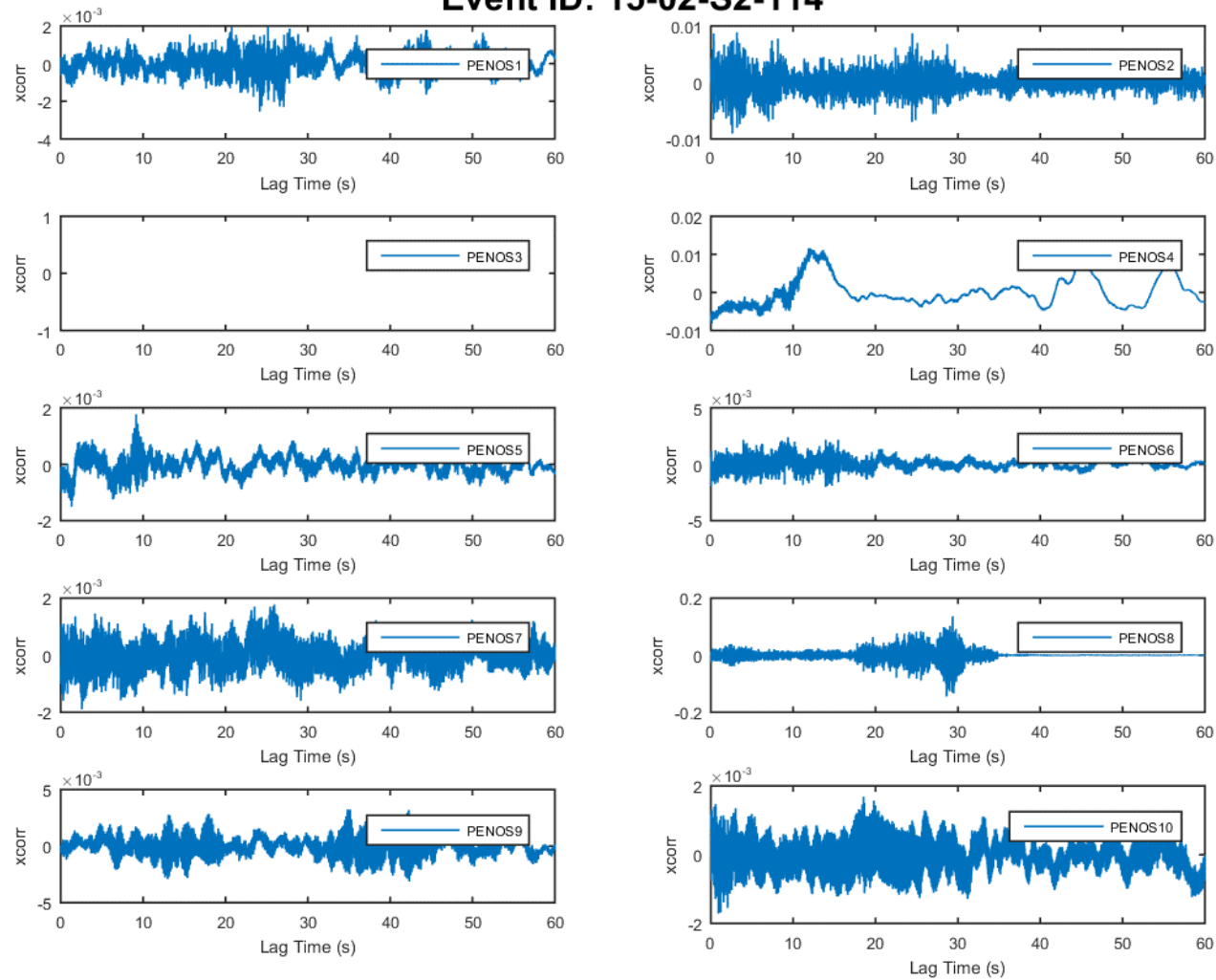


FIGURE 3.306: CROSS CORRELATION PEN_OS 1 - 10 15-02-S2-114

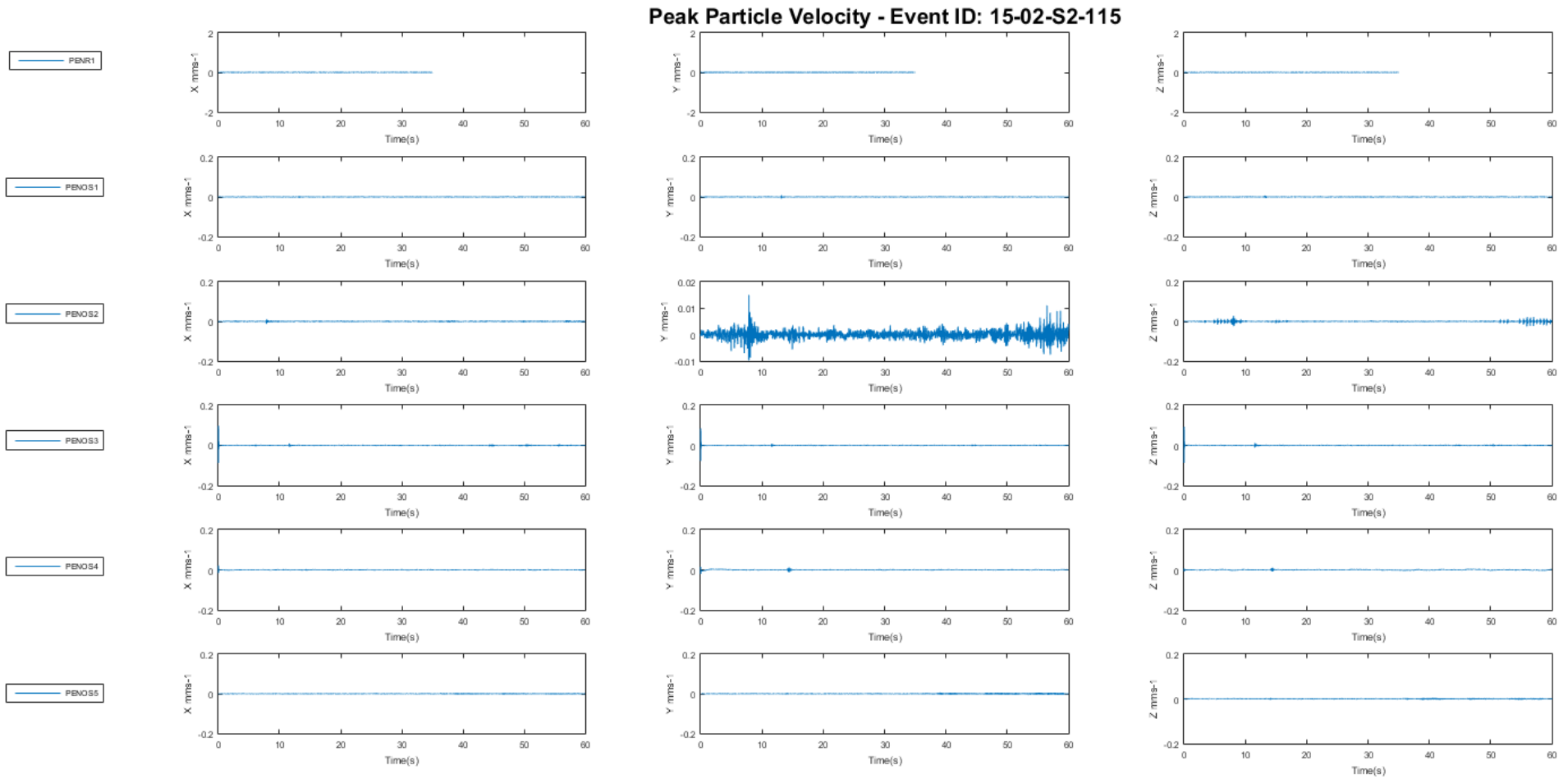


FIGURE 3.307: PEN_OS 1 - 5 15-02-S2-115

Peak Particle Velocity - Event ID: 15-02-S2-115

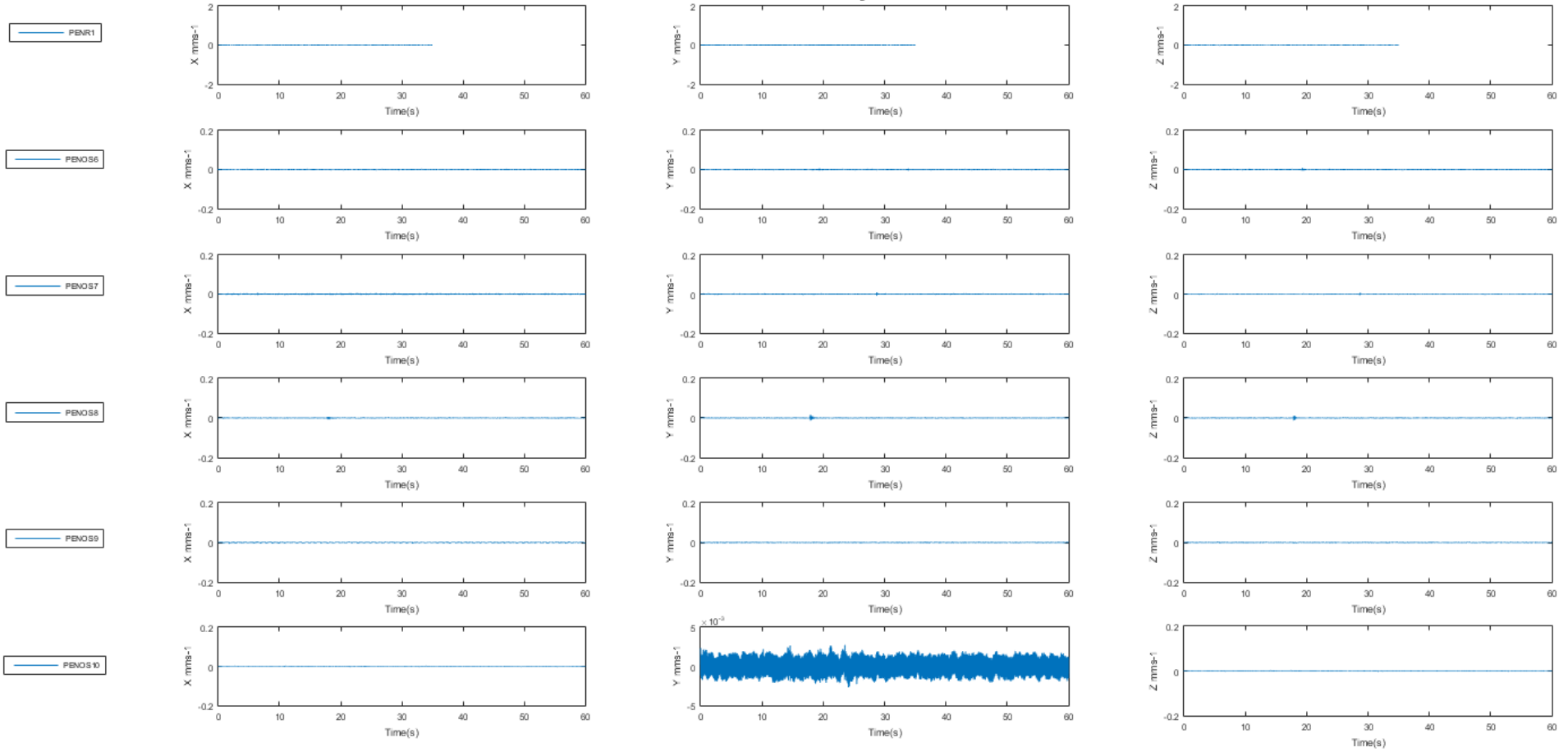


FIGURE 3.308: PEN_OS 6 - 10 15-02-S2-115

Event ID: 15-02-S2-115

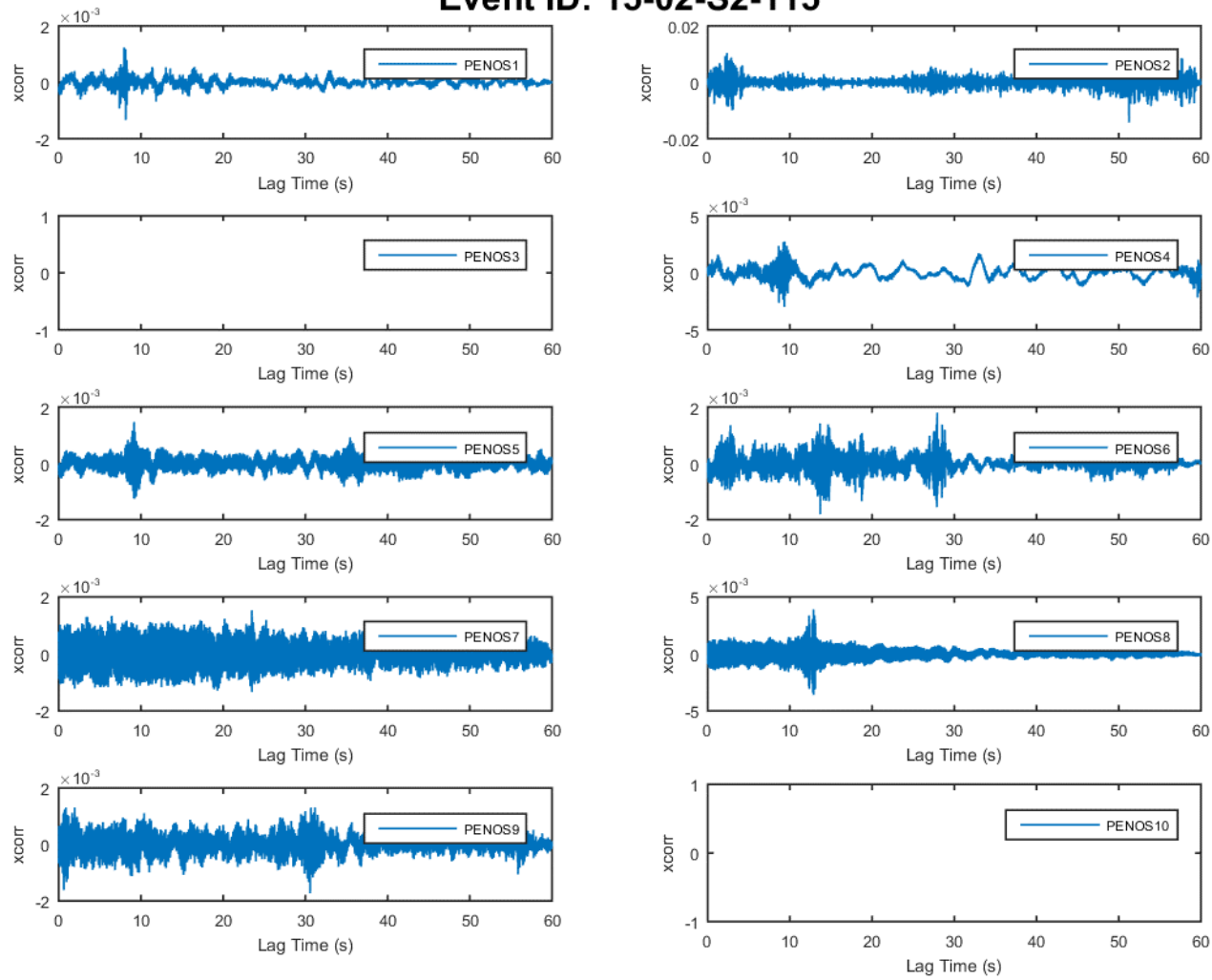


FIGURE 3.309: CROSS CORRELATION PEN_OS 1 - 10 15-02-S2-115

Peak Particle Velocity - Event ID: 15-02-S2-76

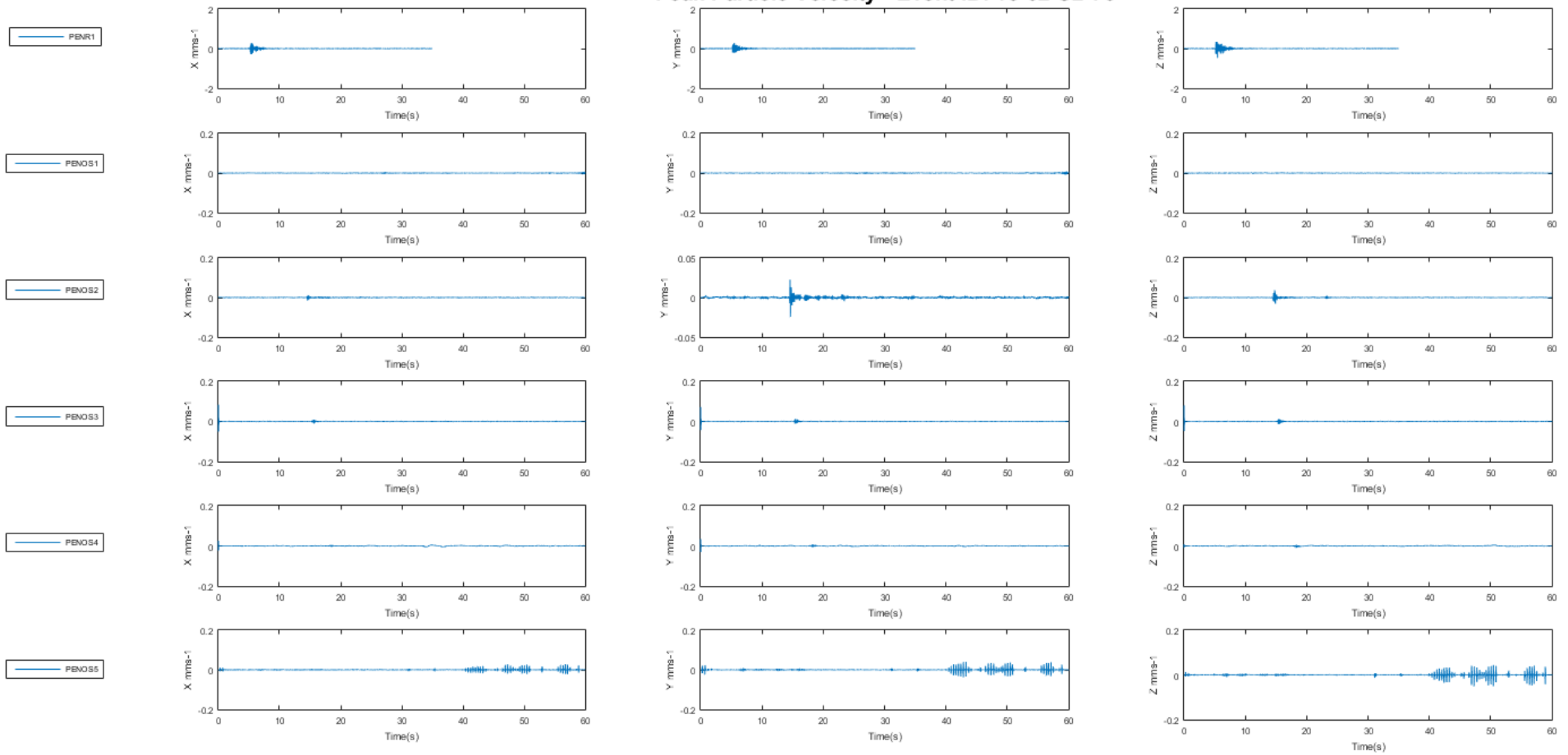


FIGURE 3.310: PEN_OS 1 - 5 15-02-S2-76

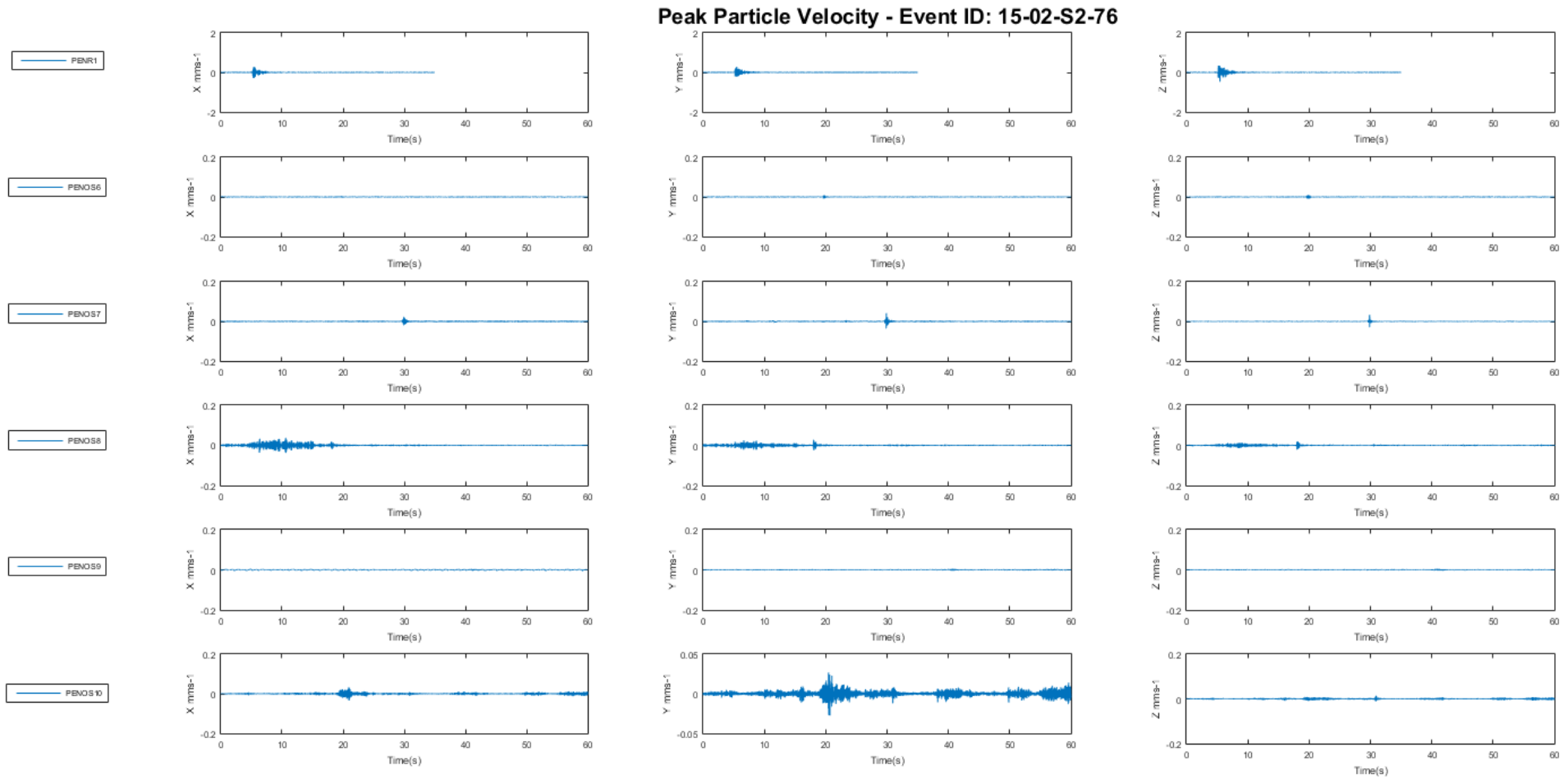


FIGURE 3.311: PEN_OS 6 - 10 15-02-S2-76

Event ID: 15-02-S2-76

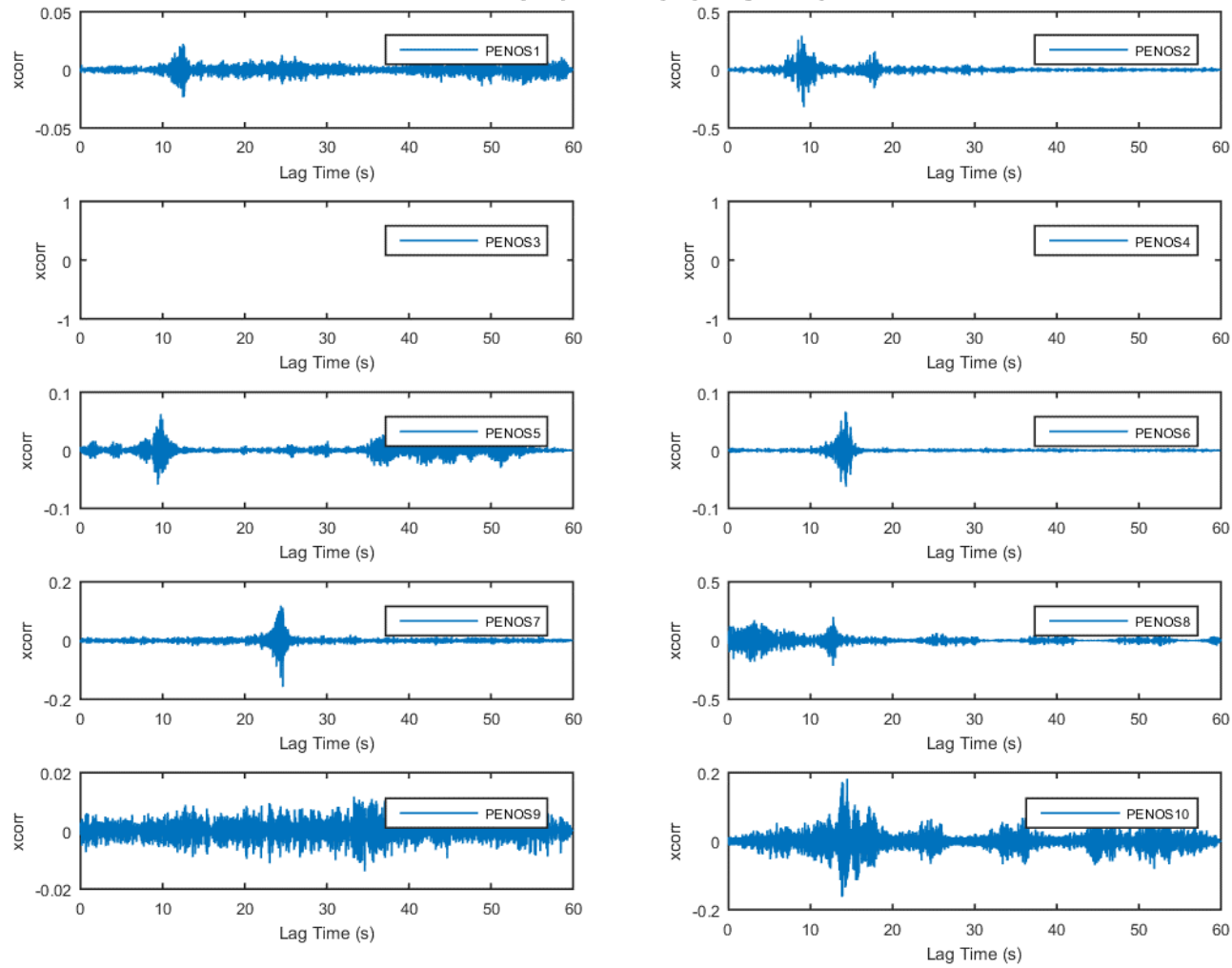


FIGURE 3.312: CROSS CORRELATION PEN_OS 1 - 10 15-02-S2-76

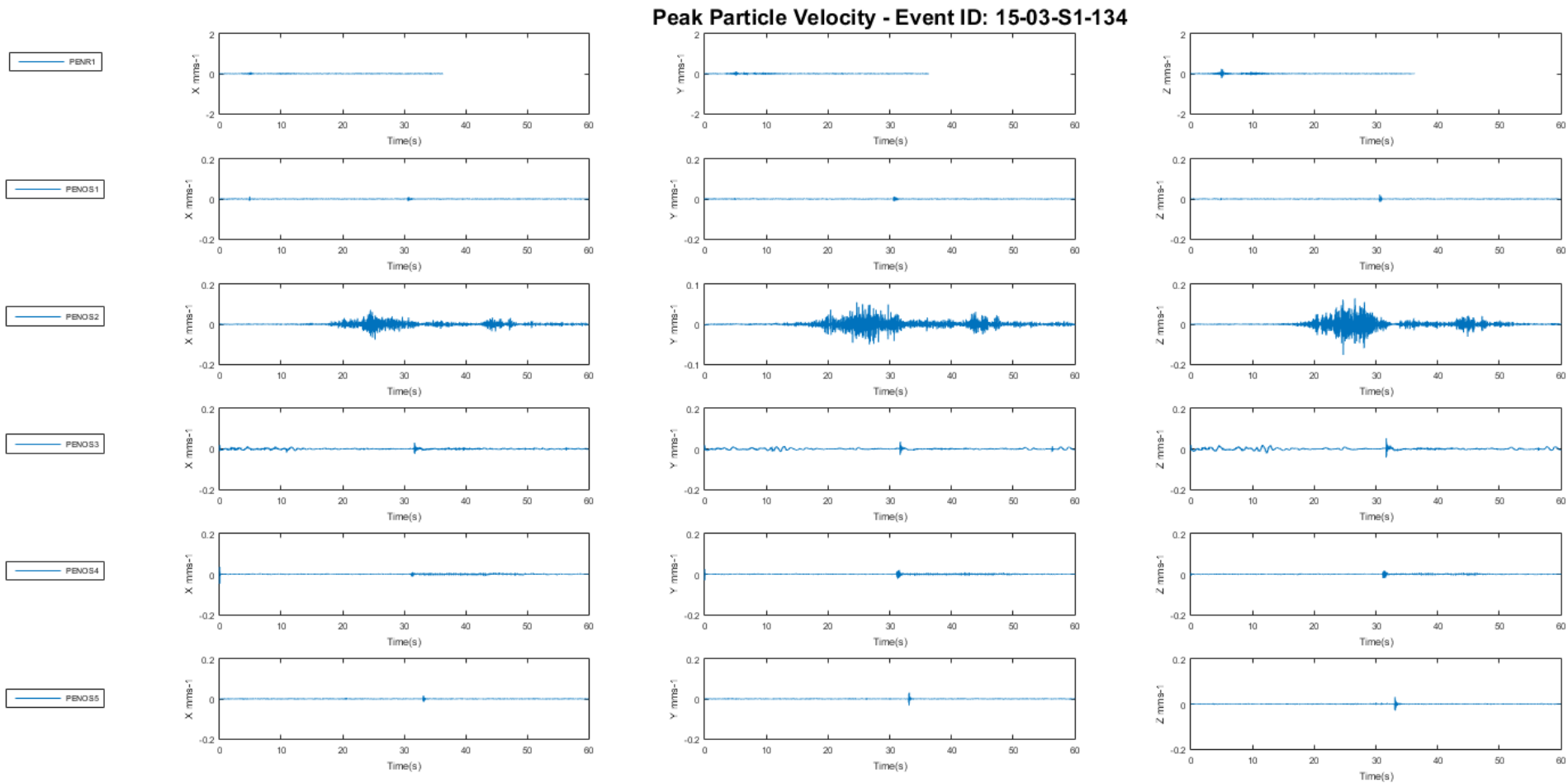


FIGURE 3.313: PEN_OS 1 - 5 15-03-S1-134

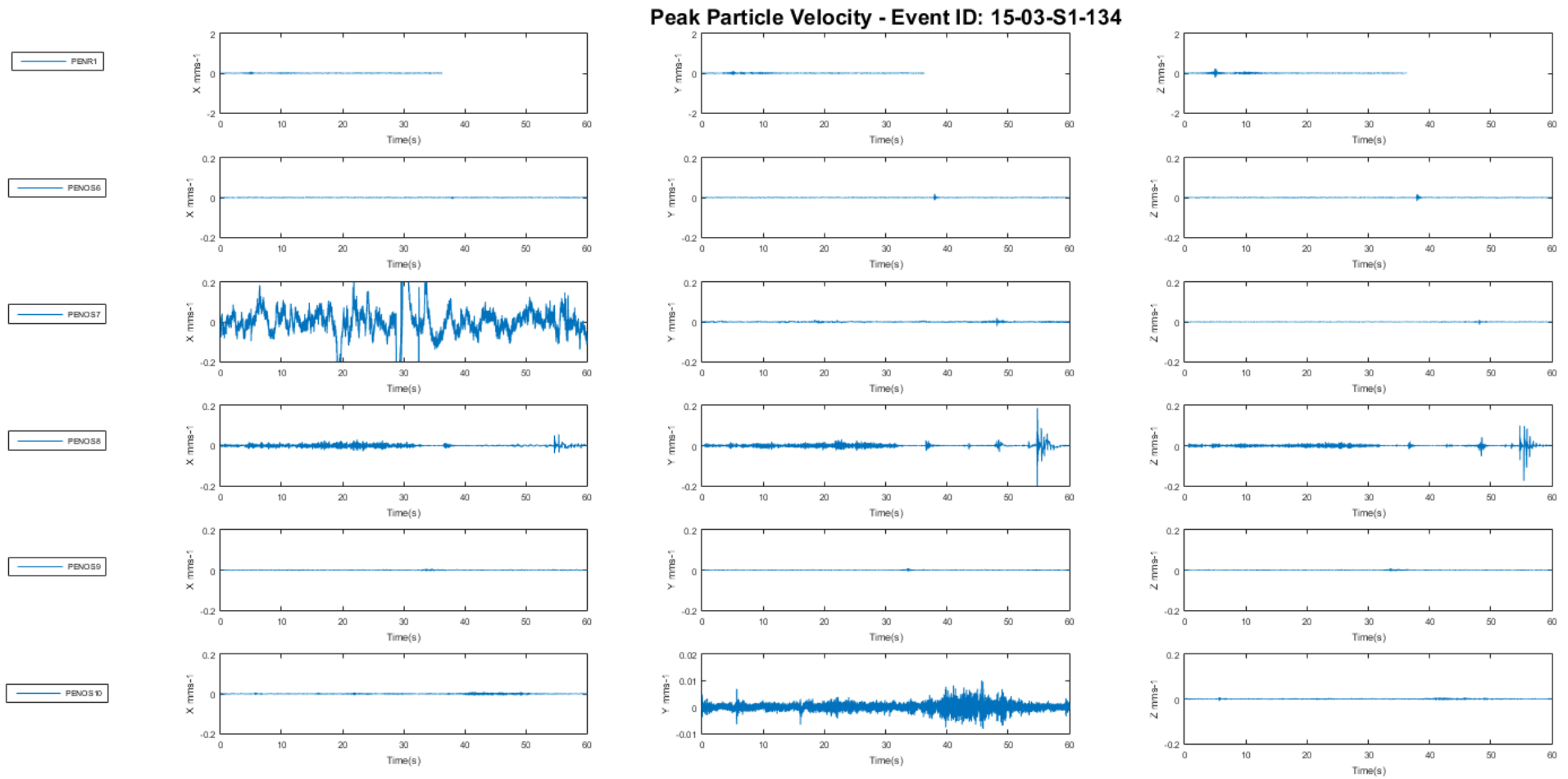


FIGURE 3.314: PEN_OS 6 - 10 15-03-S1-134

Event ID: 15-03-S1-134

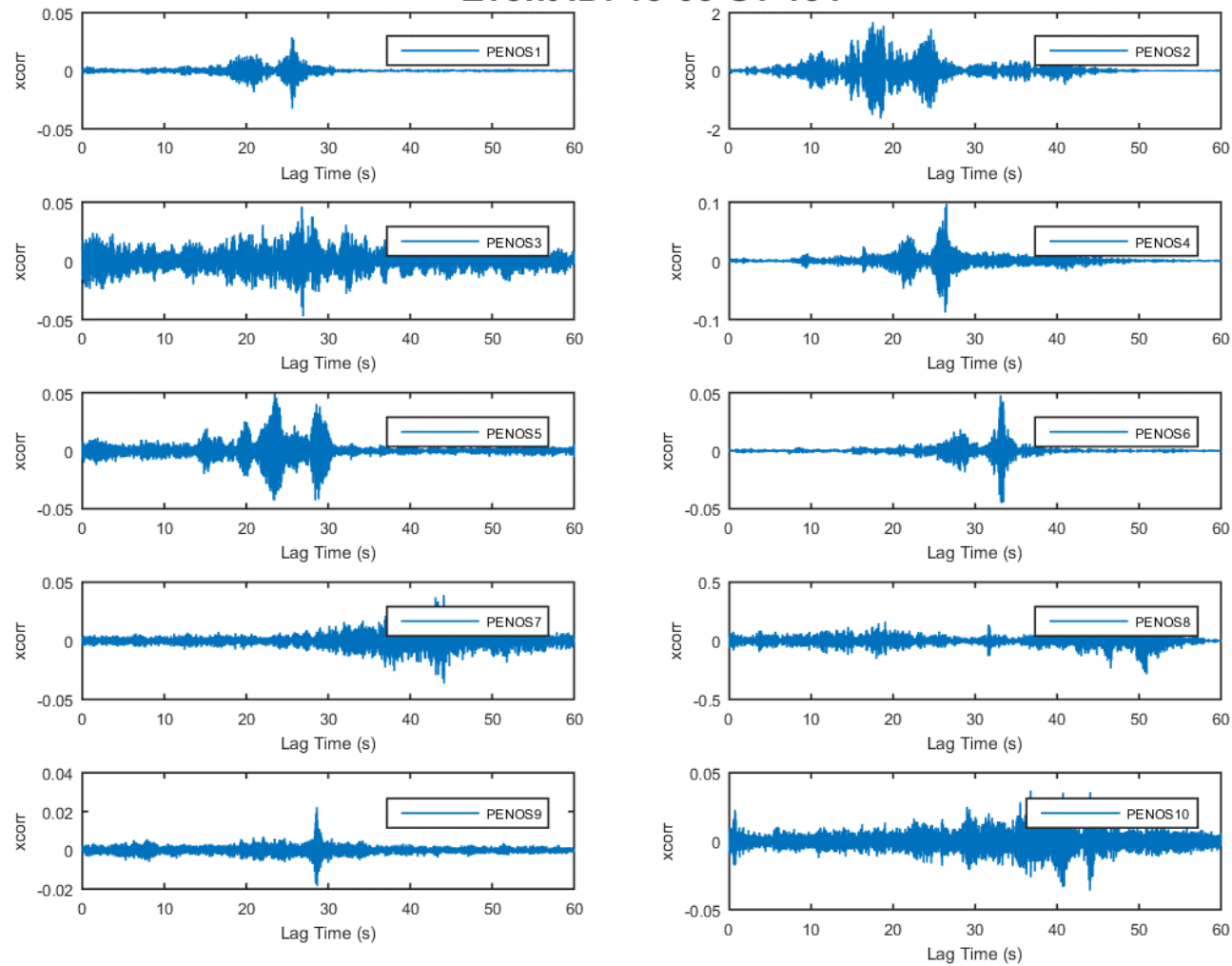


FIGURE 3.315: CROSS CORRELATION PEN_OS 1 - 10 15-03-S1-134

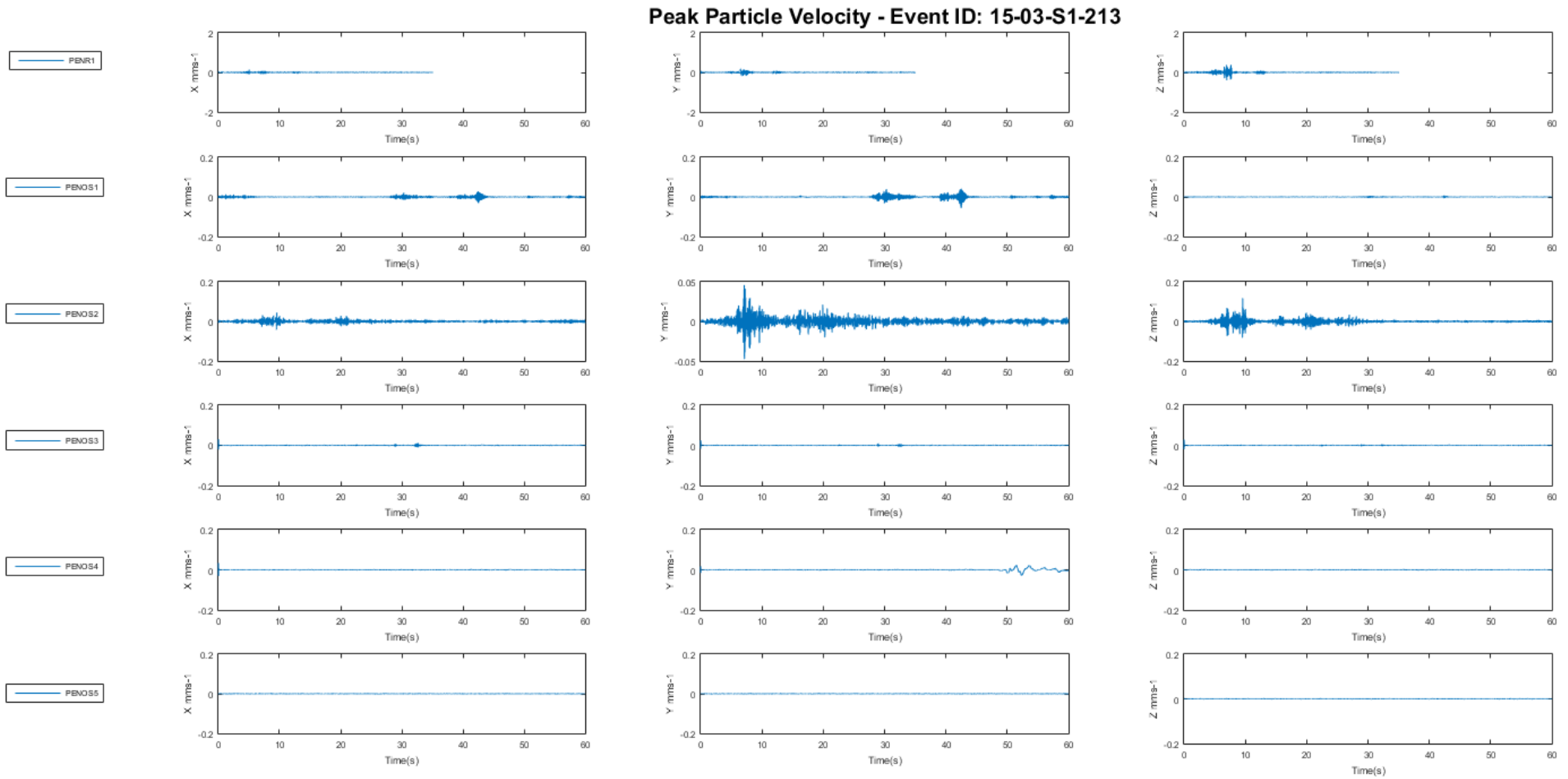


FIGURE 3.316: PEN_OS 1 - 5 15-03-S1-213

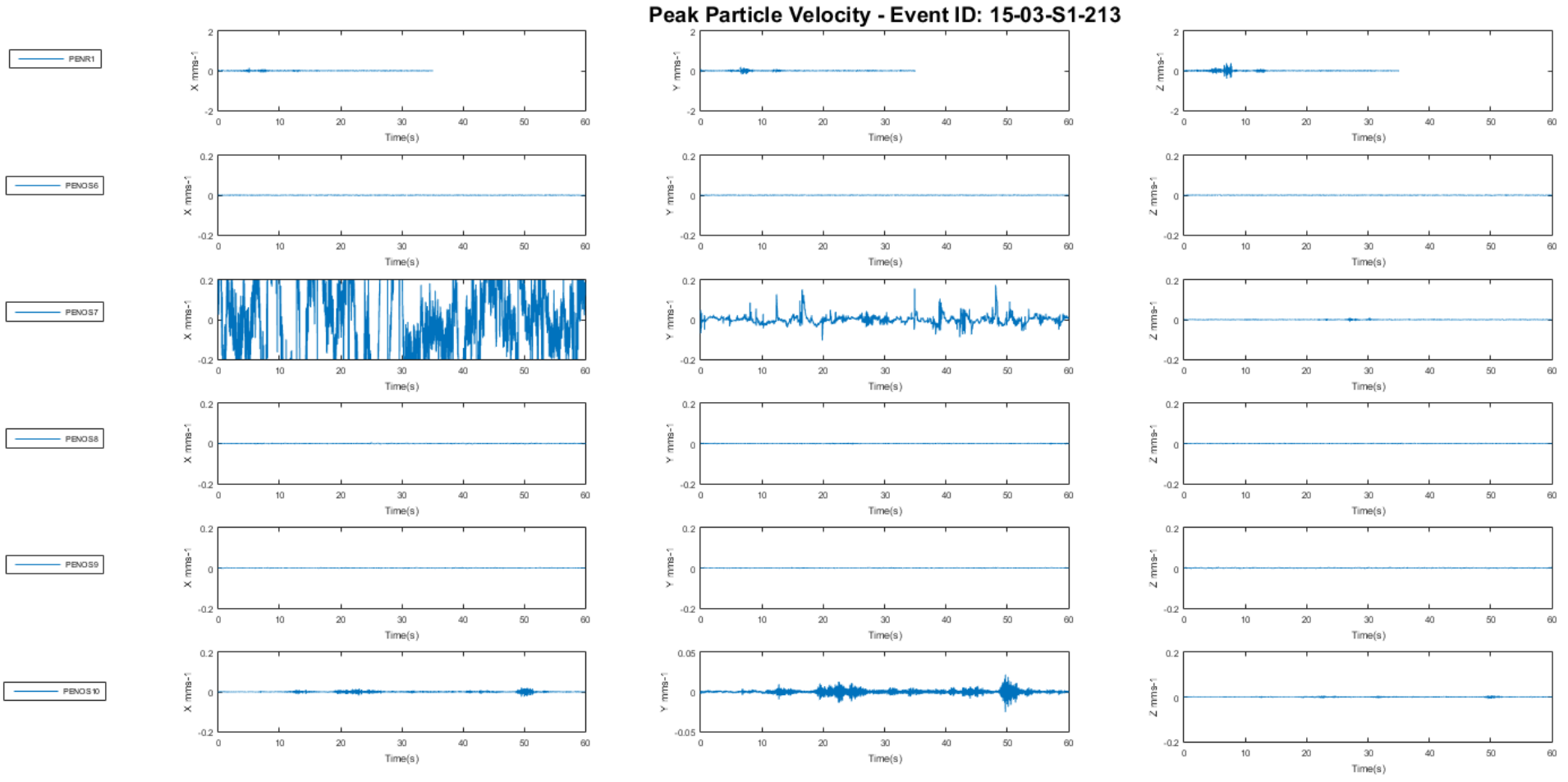


FIGURE 3.317: PEN_OS 6 - 10 15-03-S1-213

Event ID: 15-03-S1-213

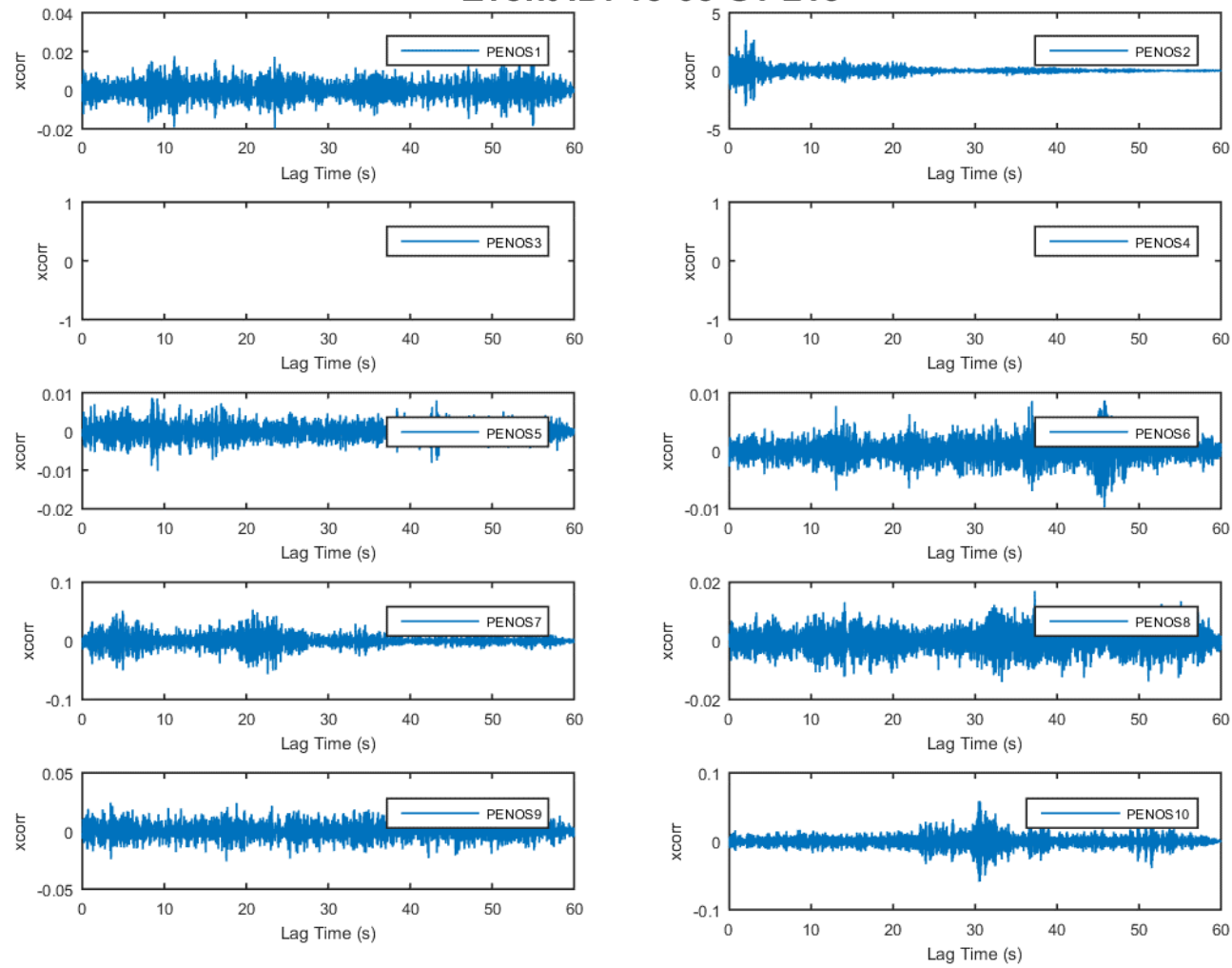


FIGURE 3.318: CROSS CORRELATION PEN_OS 1 - 10 15-03-S1-213

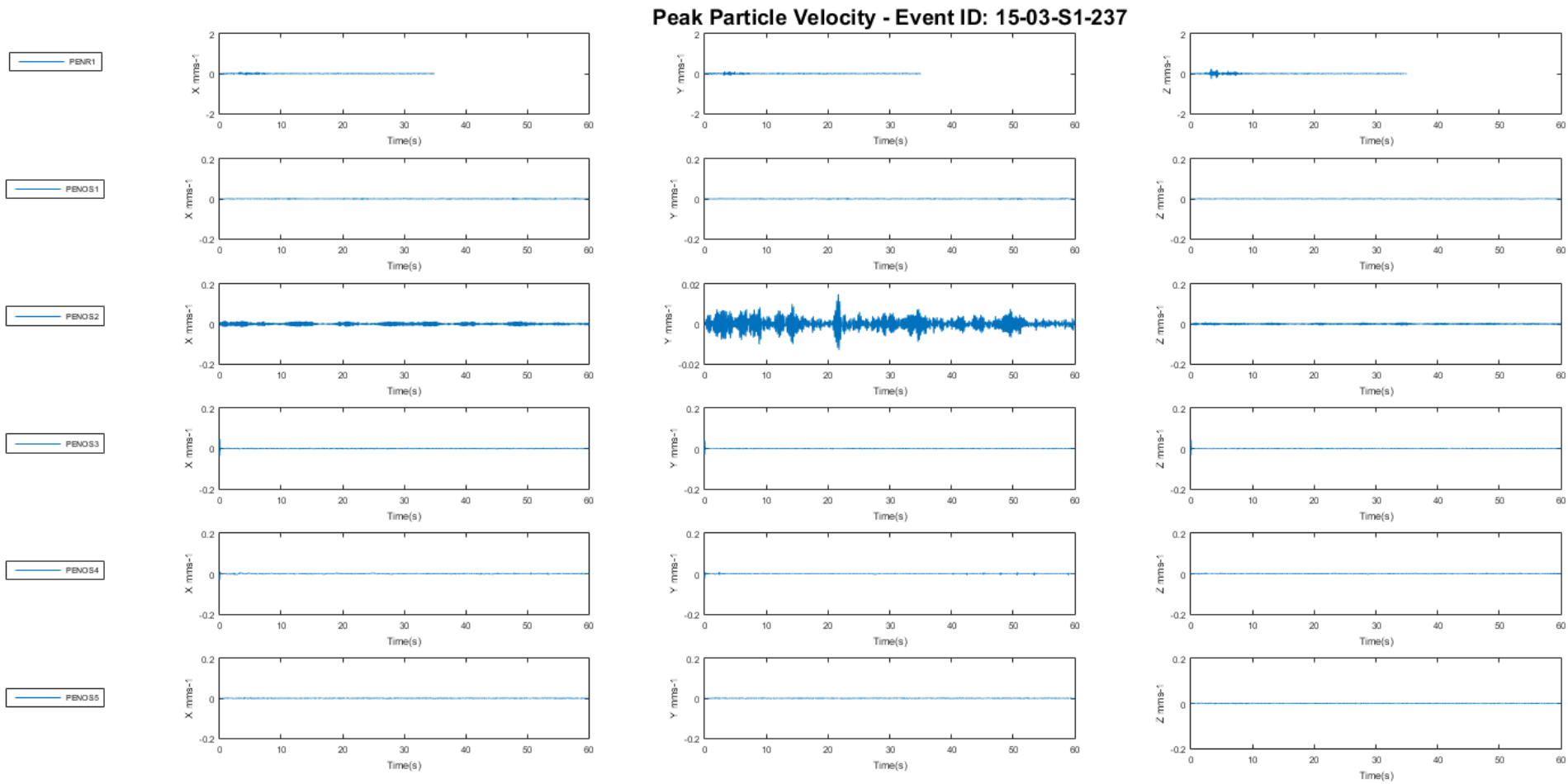


FIGURE 3.319: PEN_OS 1 - 5 15-03-S1-237

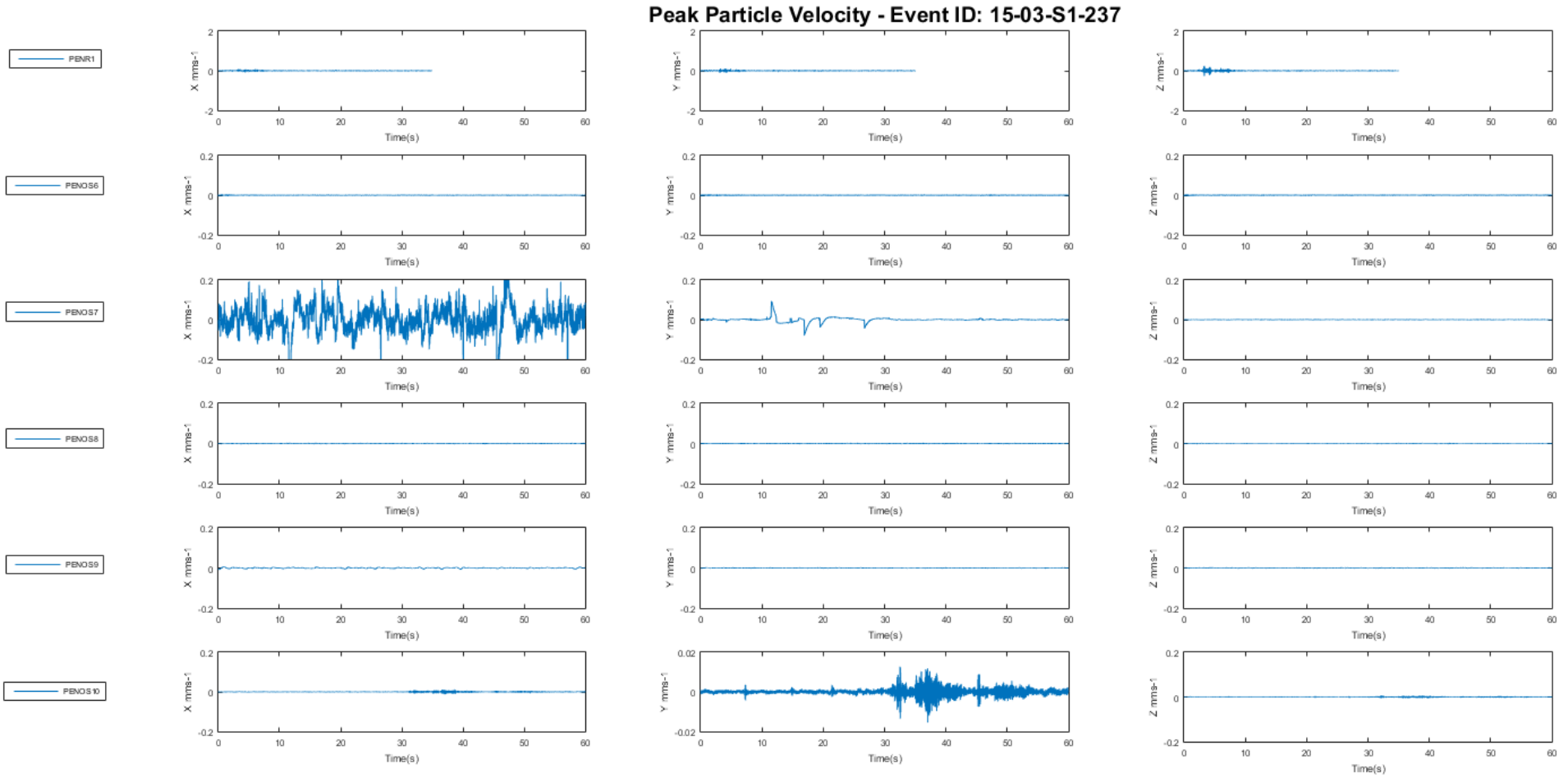


FIGURE 3.320: PEN_OS 6 - 10 15-03-S1-237

Event ID: 15-03-S1-237

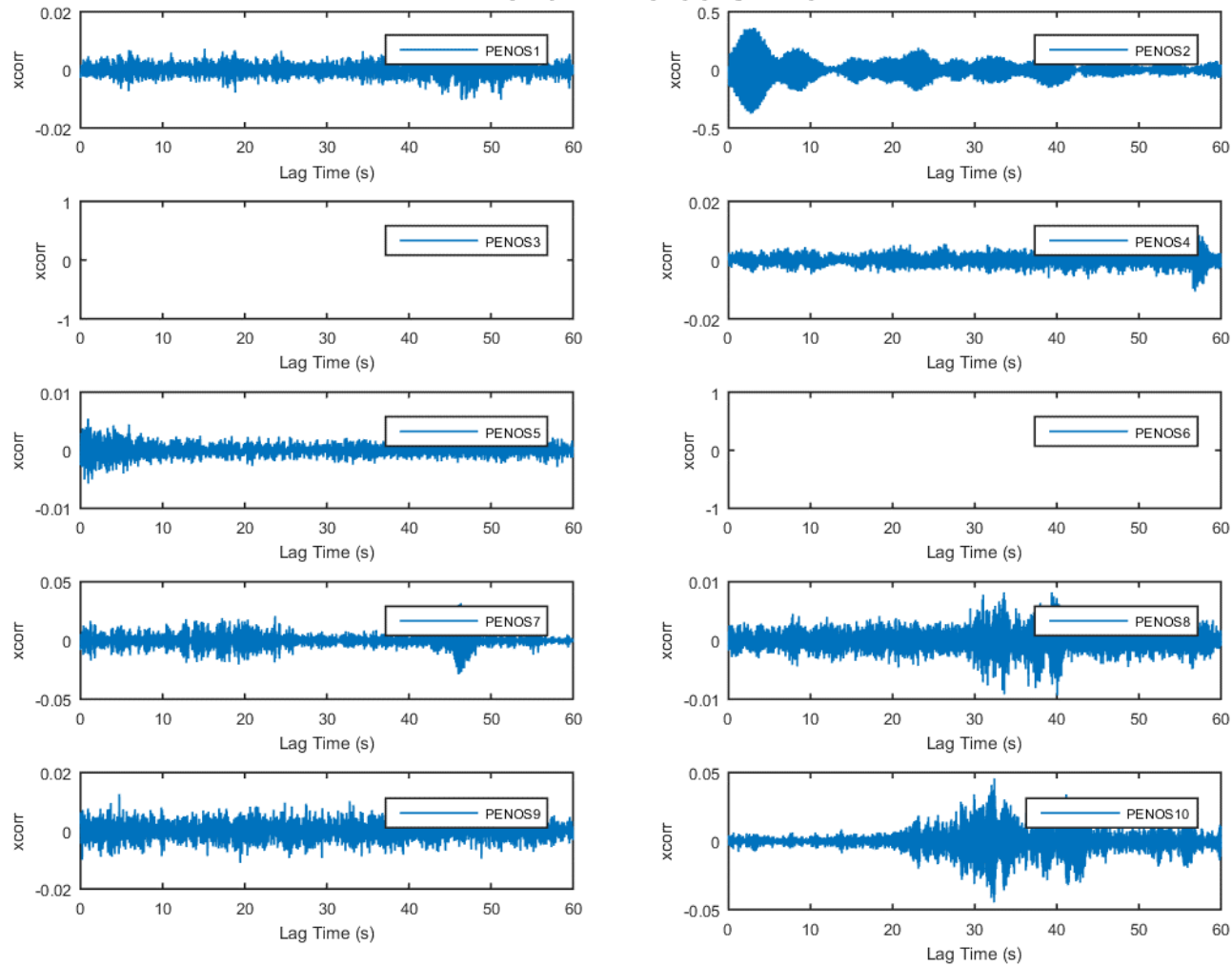


FIGURE 3.321: CROSS CORRELATION PEN_OS 1 - 10 15-03-S1-237

Peak Particle Velocity - Event ID: 15-03-S2-142

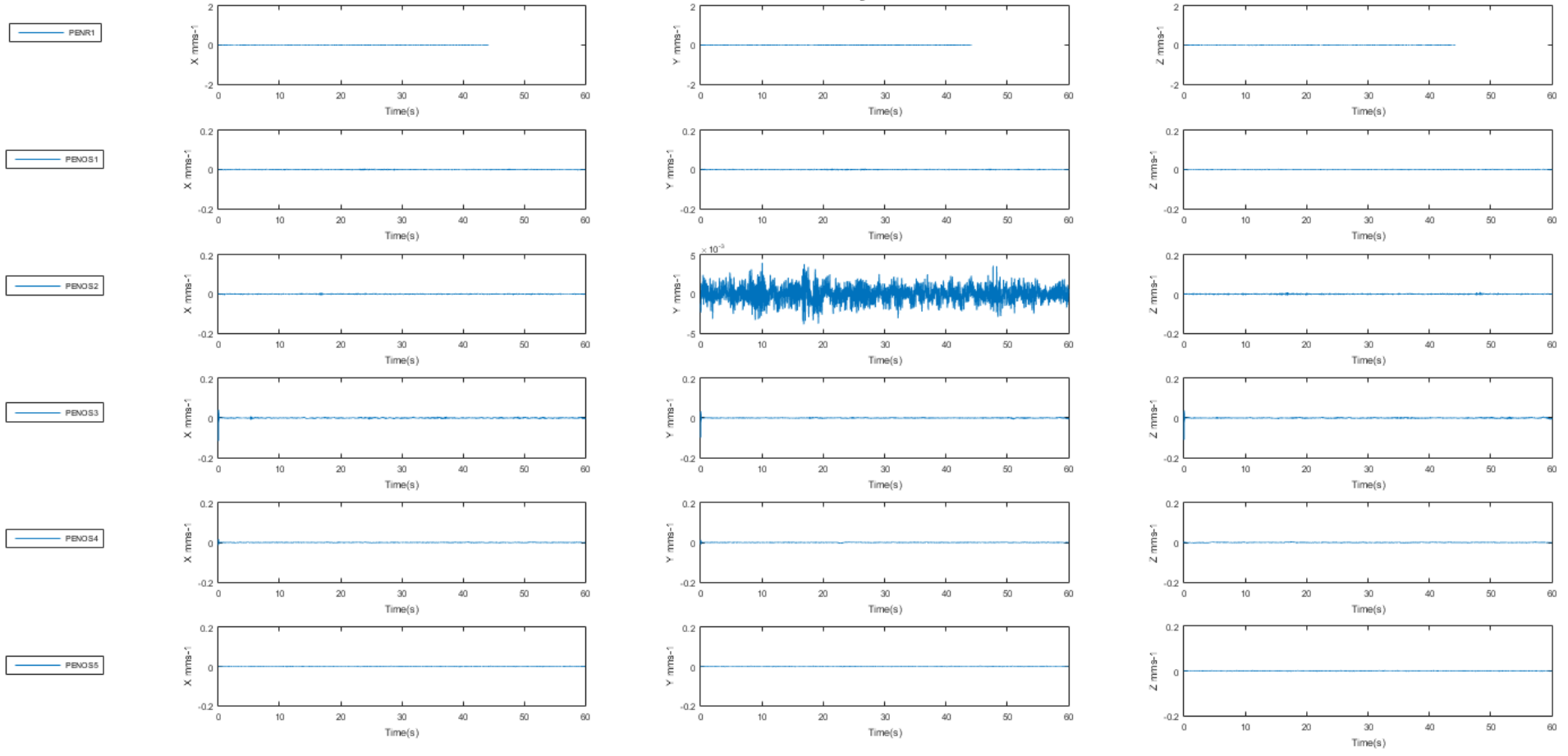


FIGURE 3.322: PEN_OS 1 - 5 15-03-S2-142

Peak Particle Velocity - Event ID: 15-03-S2-142

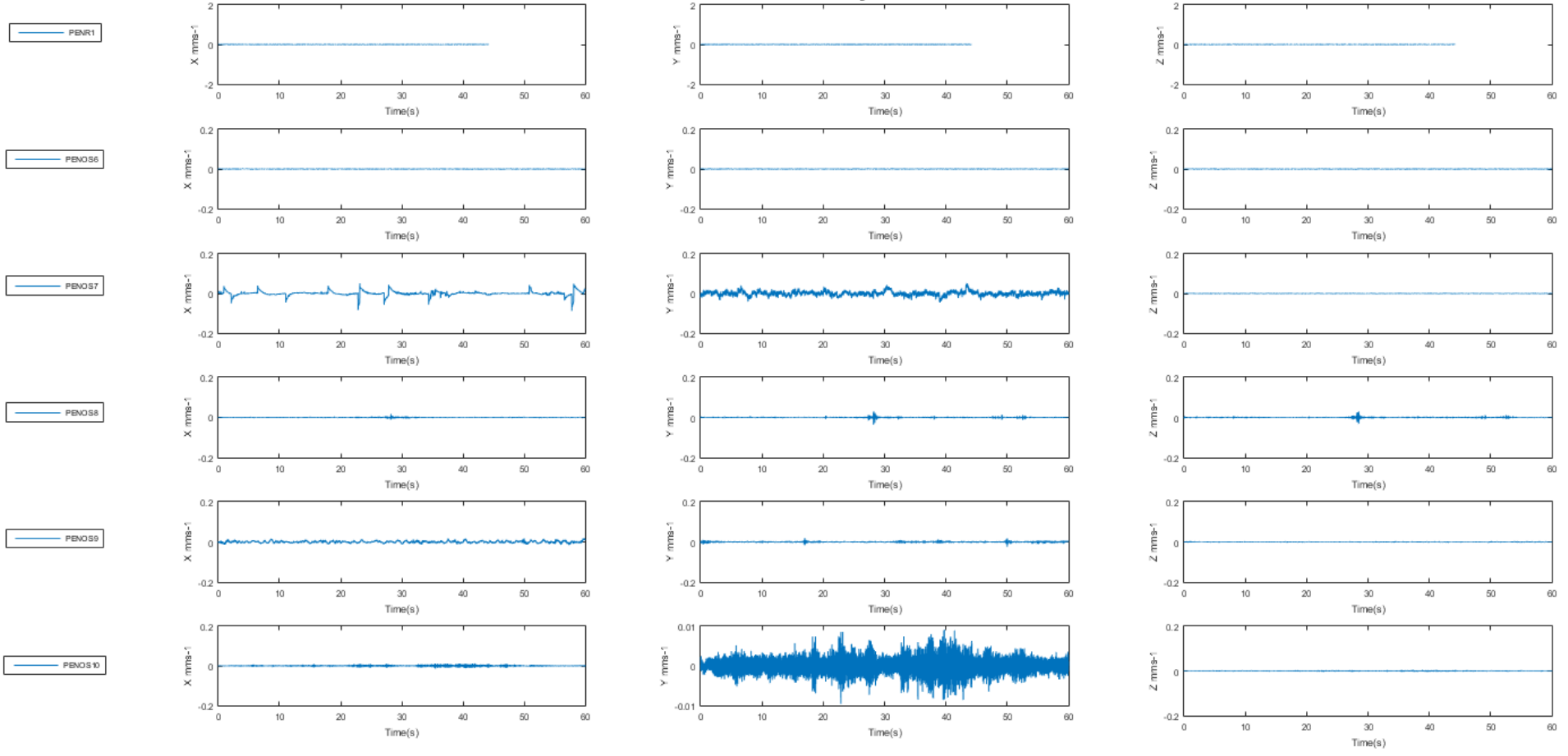


FIGURE 3.323: PEN_OS 6 - 10 15-03-S2-142

Event ID: 15-03-S2-142

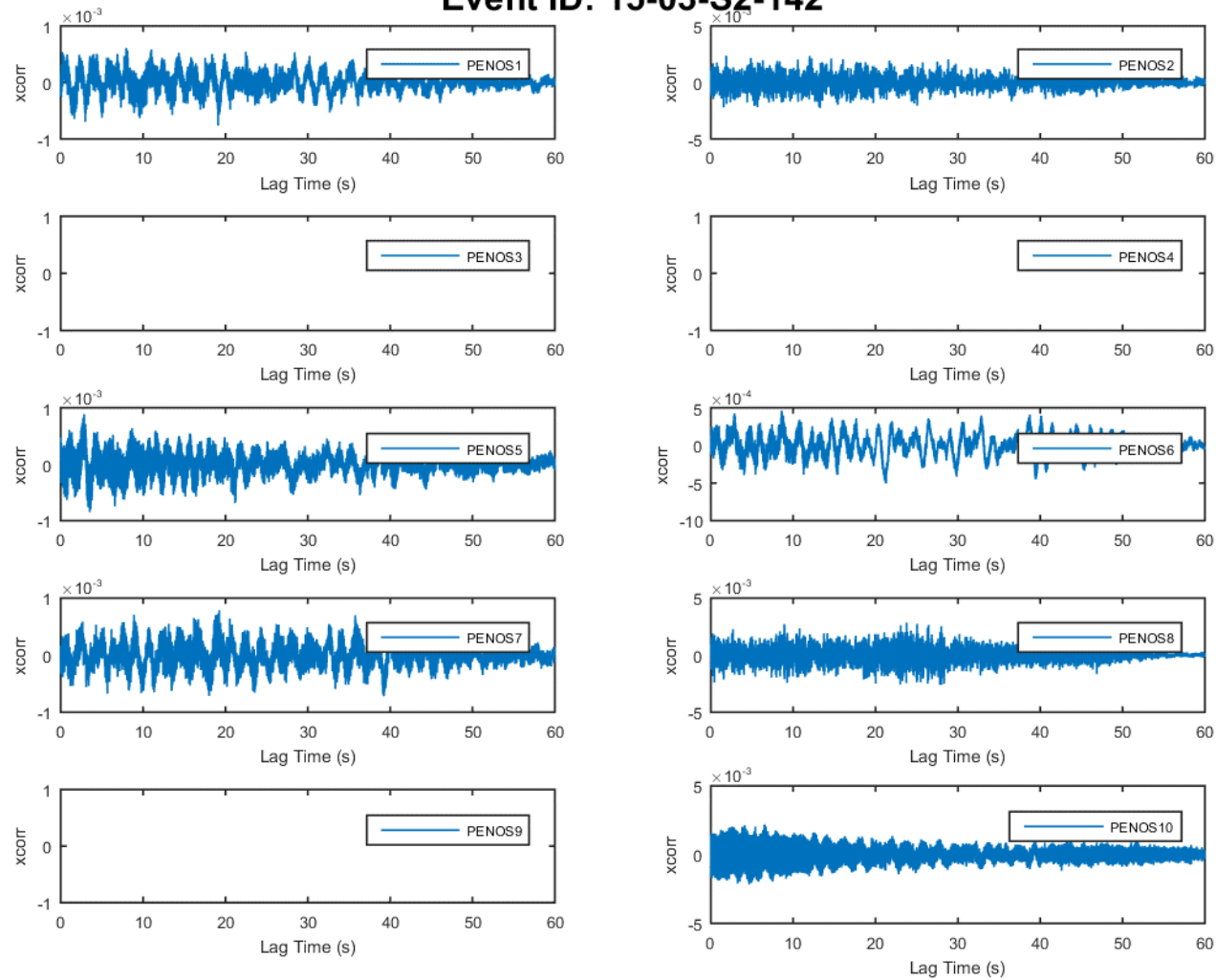


FIGURE 3.324: CROSS CORRELATION PEN_OS 1 - 10 15-03-S2-142

Peak Particle Velocity - Event ID: 15-03-S2-168

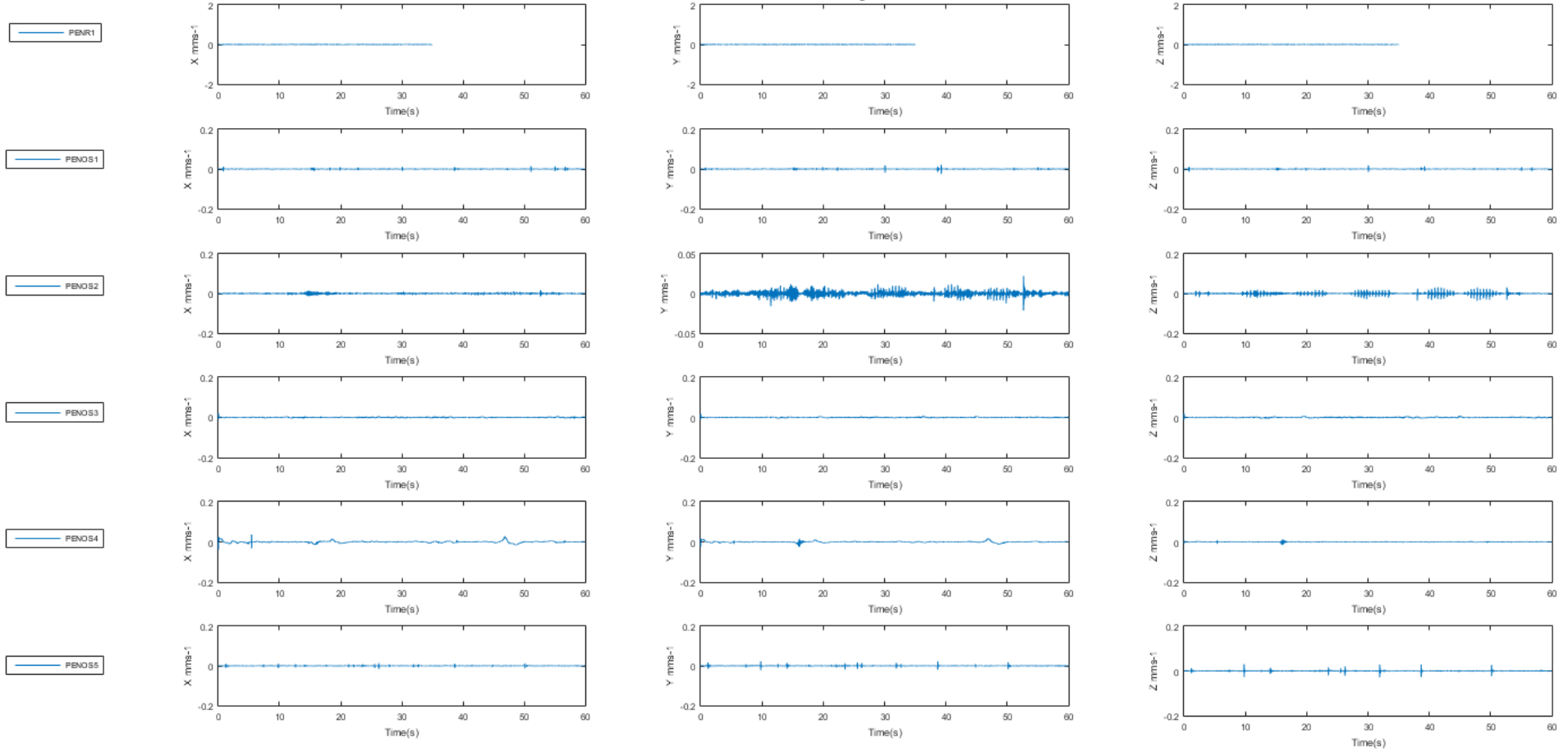


FIGURE 3.325: PEN_OS 1 - 5 15-03-S2-168

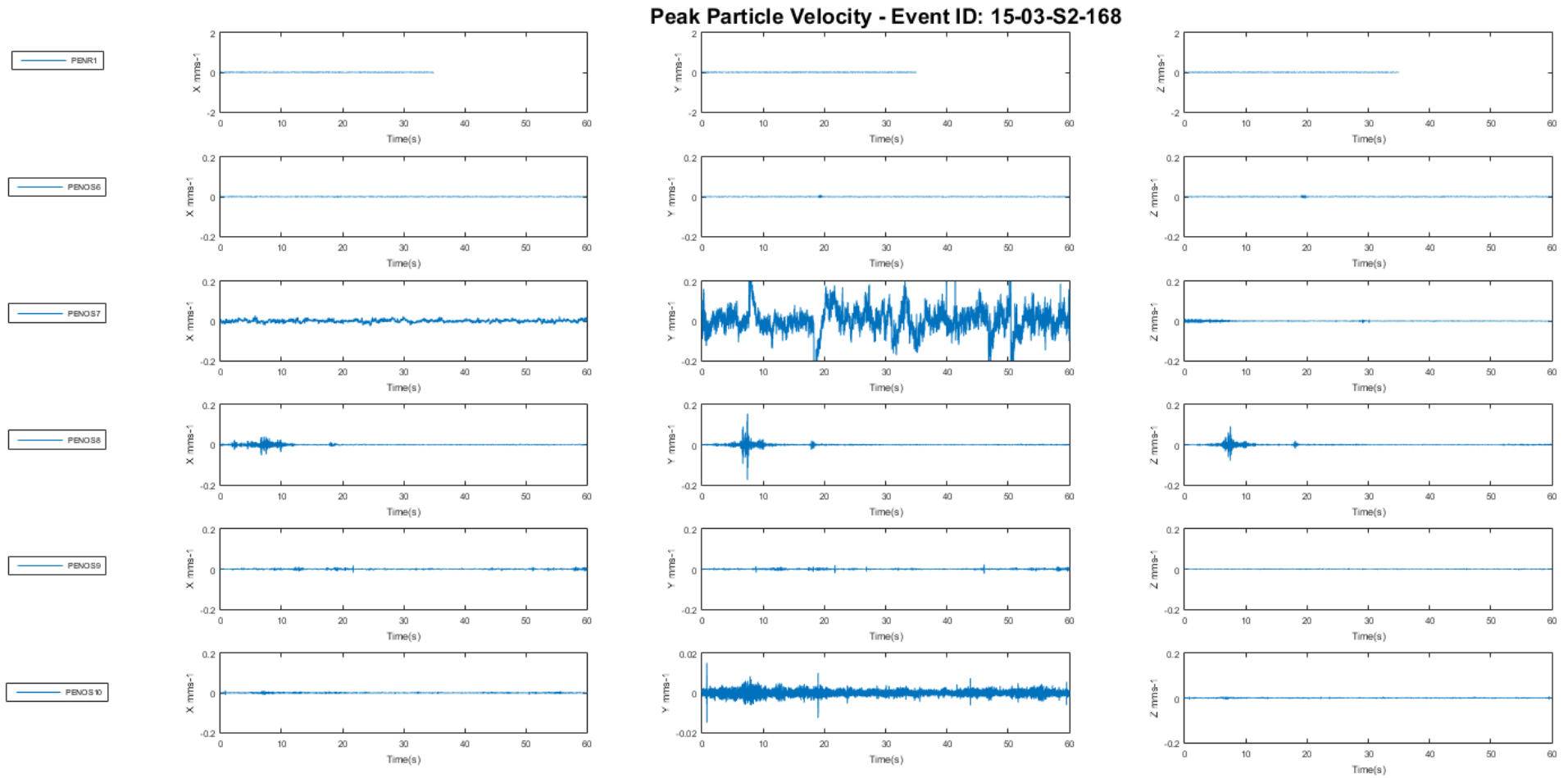


FIGURE 3.326: PEN_OS 6 - 10 15-03-S2-168

Event ID: 15-03-S2-168

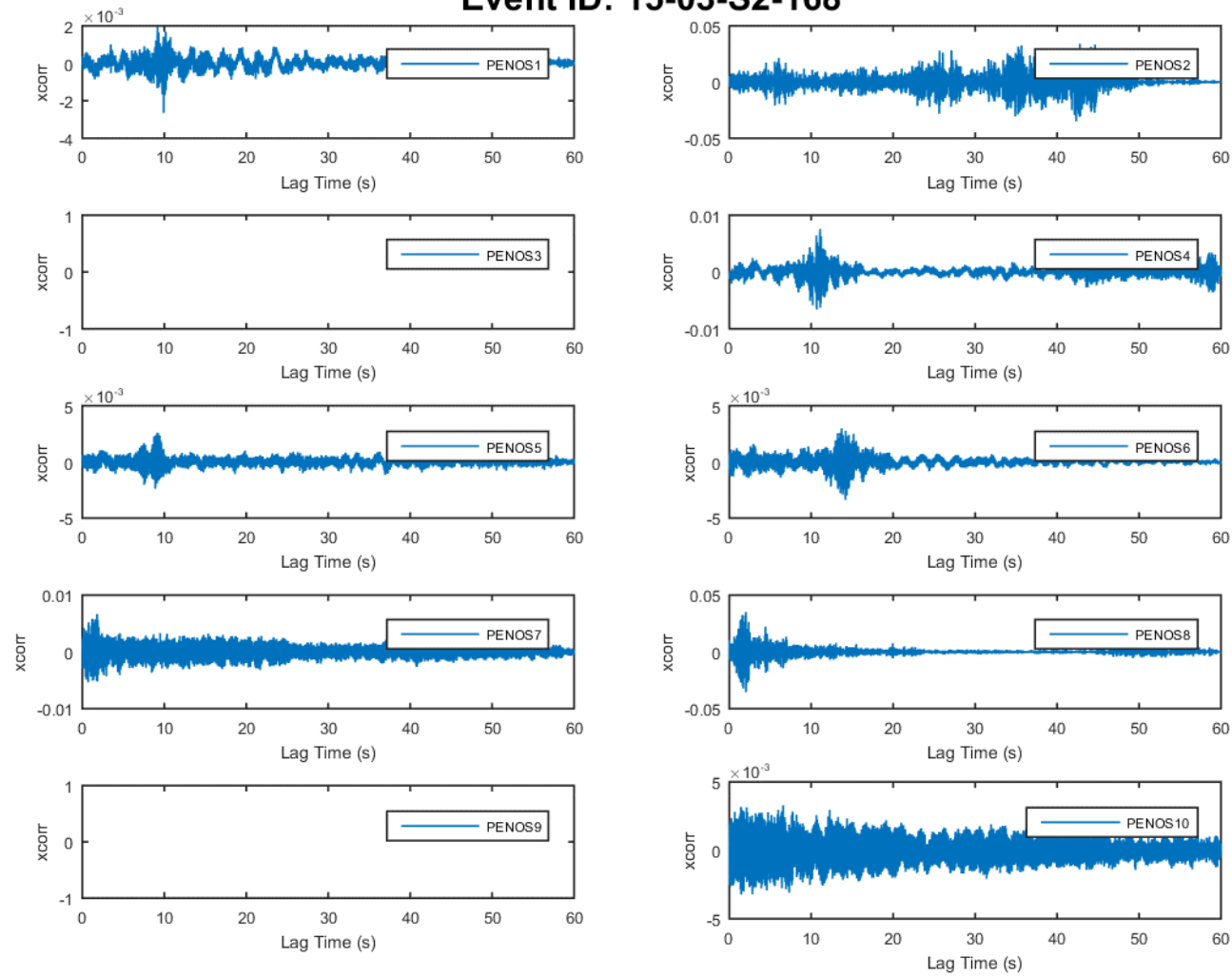


FIGURE 3.327: CROSS CORRELATION PEN_OS 1 - 10 15-03-S2-168

Peak Particle Velocity - Event ID: 15-03-S2-178

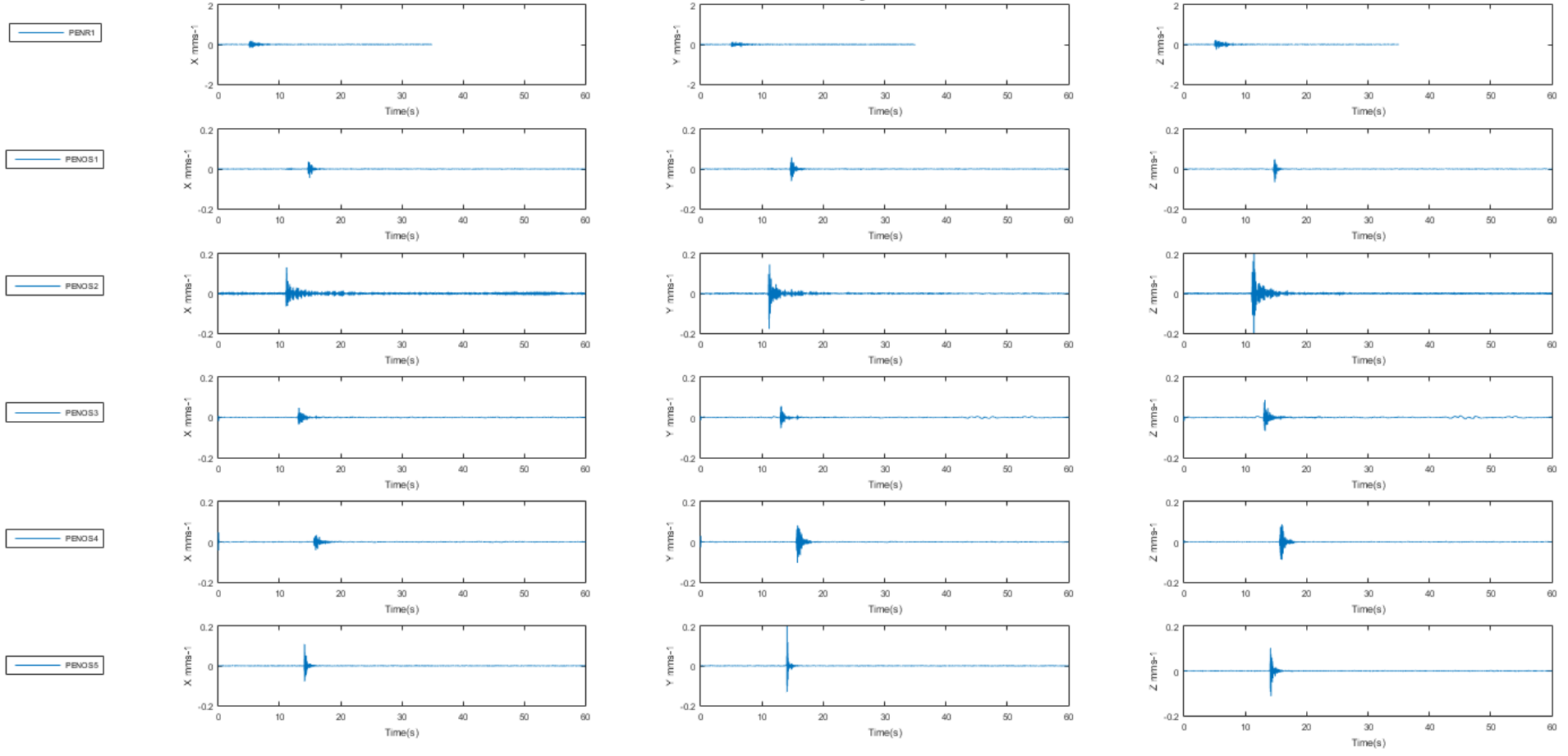


FIGURE 3.328: PEN_OS 1 - 5 15-03-S2-178

Peak Particle Velocity - Event ID: 15-03-S2-178

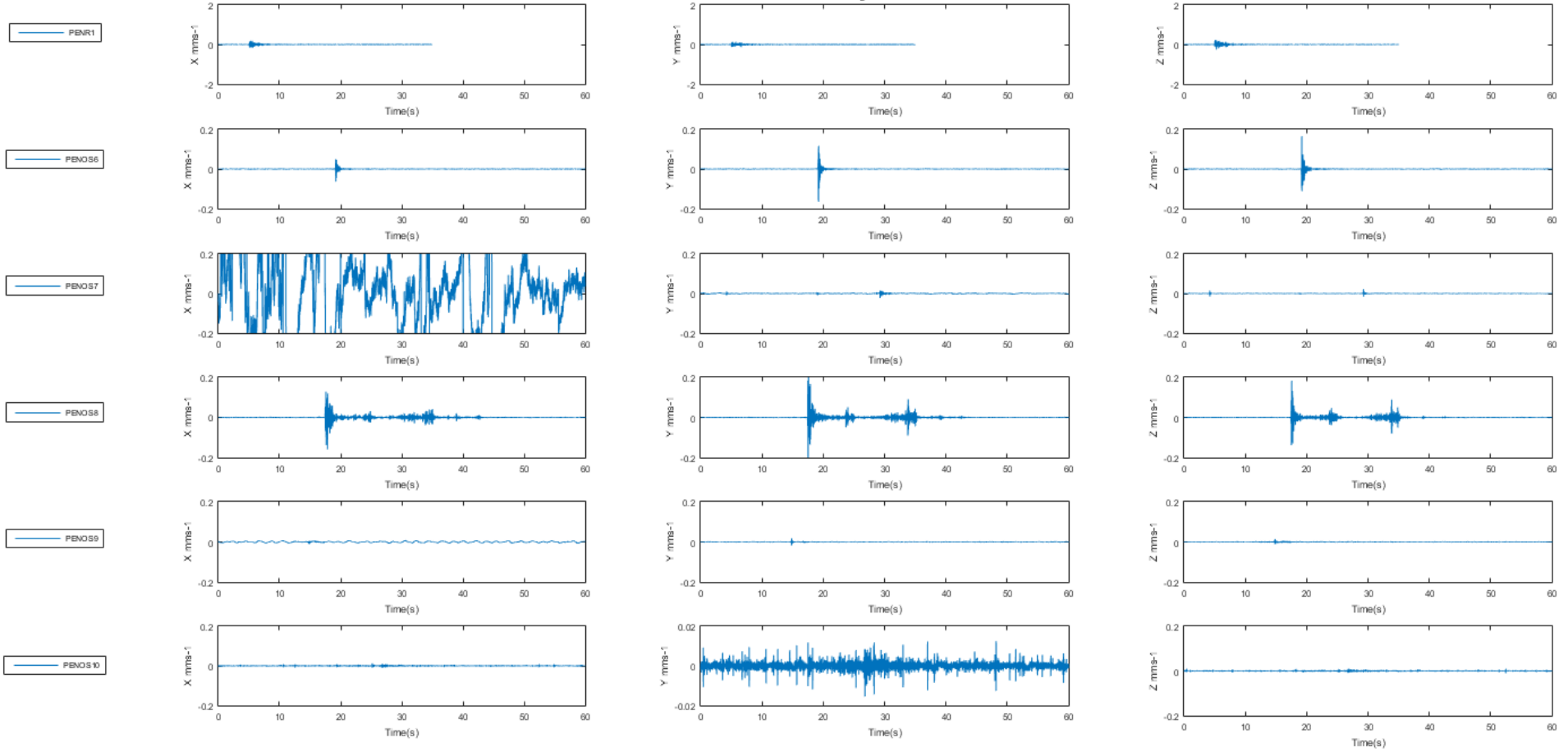


FIGURE 3.329: PEN_OS 6 - 10 15-03-S2-178

Event ID: 15-03-S2-178

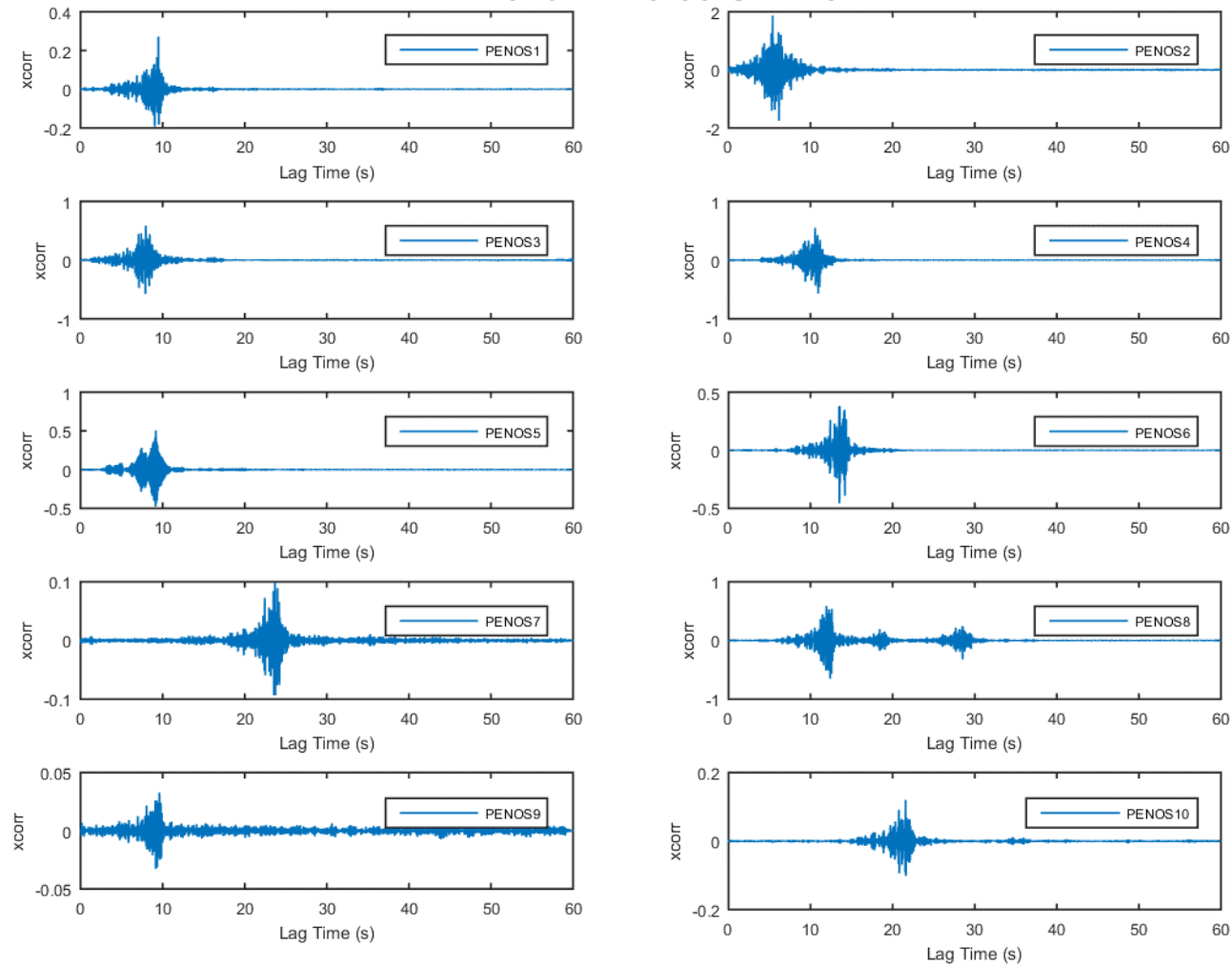


FIGURE 3.330: CROSS CORRELATION PEN_OS 1 - 10 15-03-S2-178

Peak Particle Velocity - Event ID: 15-03-S2-198

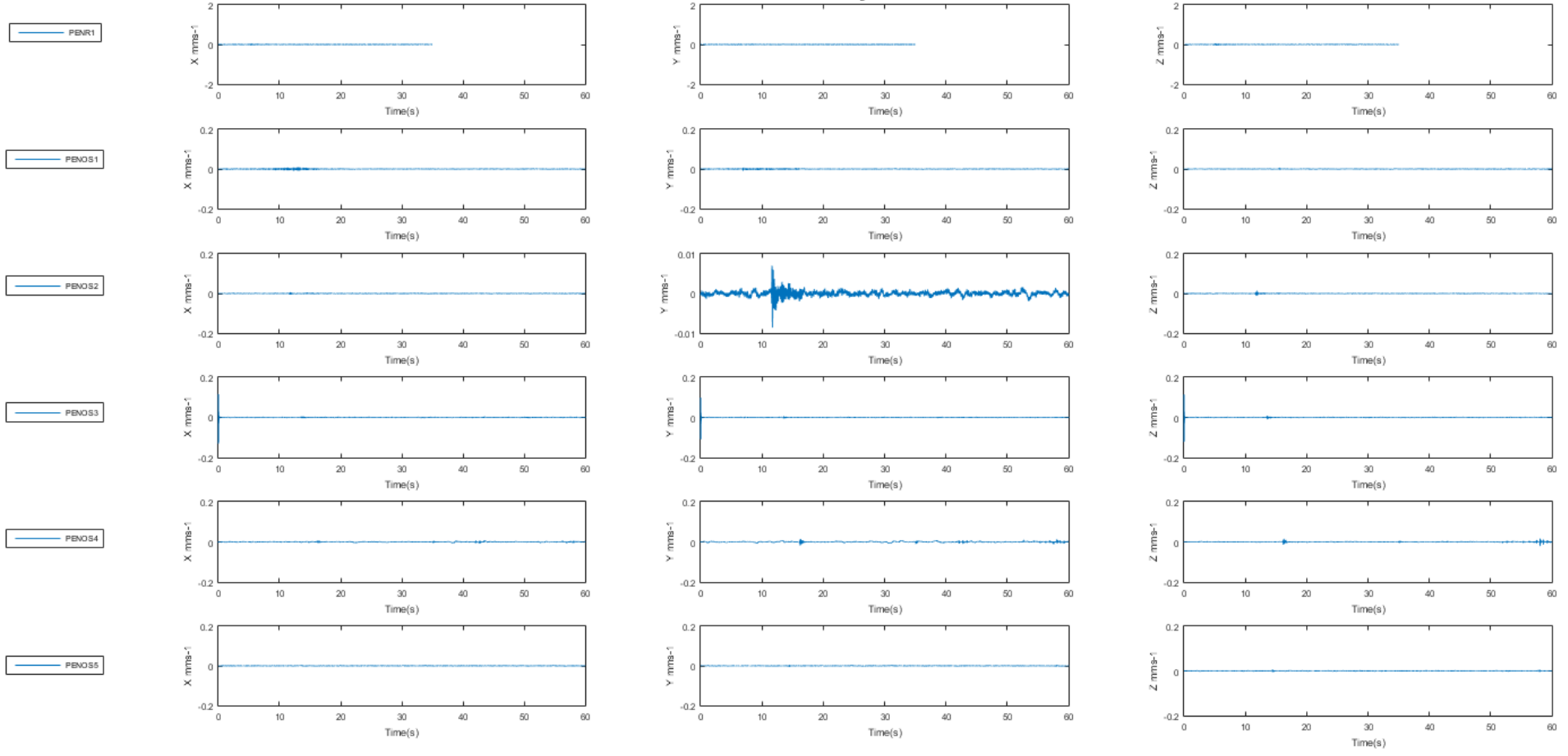


FIGURE 3.331: PEN_OS 1 - 5 15-03-S2-198

Peak Particle Velocity - Event ID: 15-03-S2-198

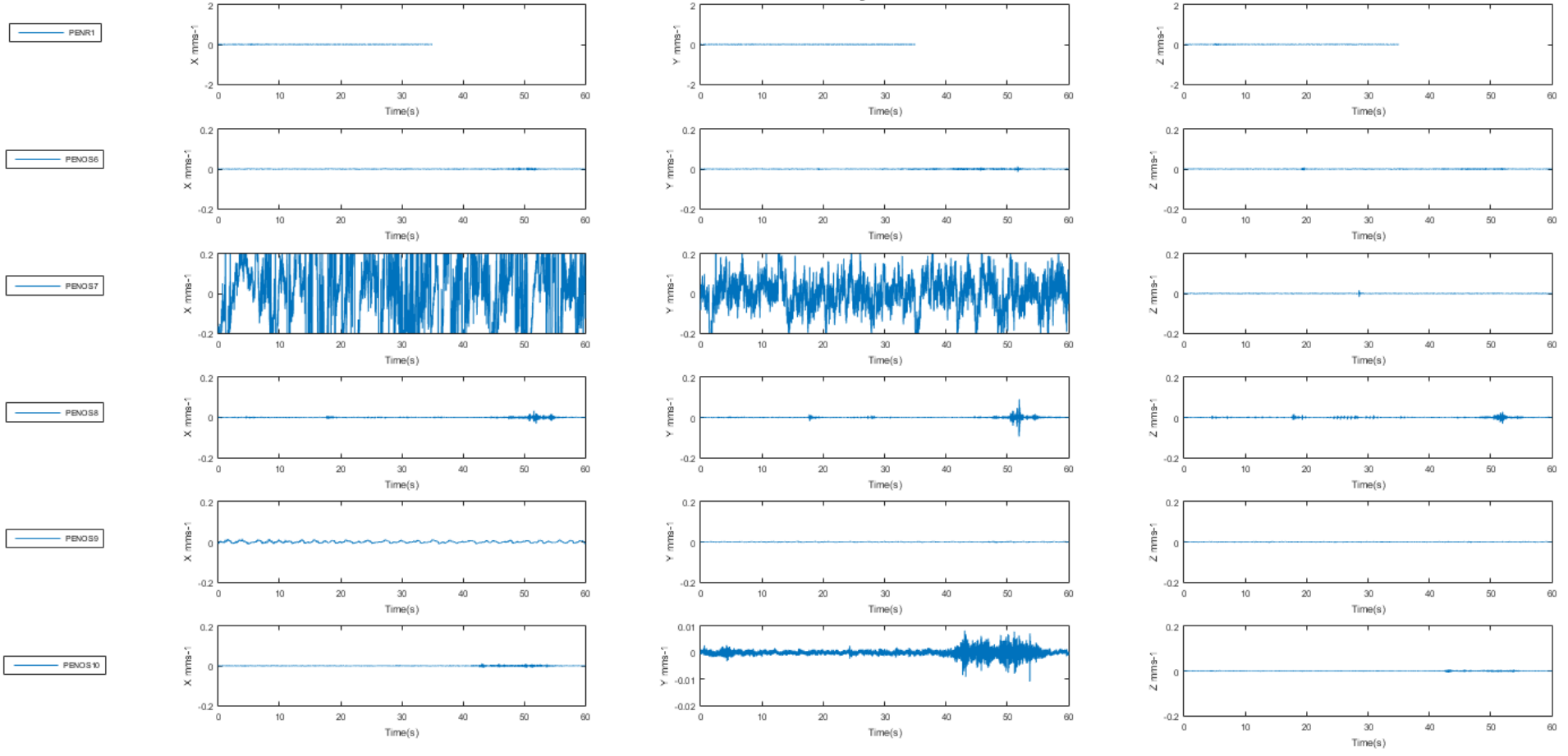


FIGURE 3.332: PEN_OS 6 - 10 15-03-S2-198

Event ID: 15-03-S2-198

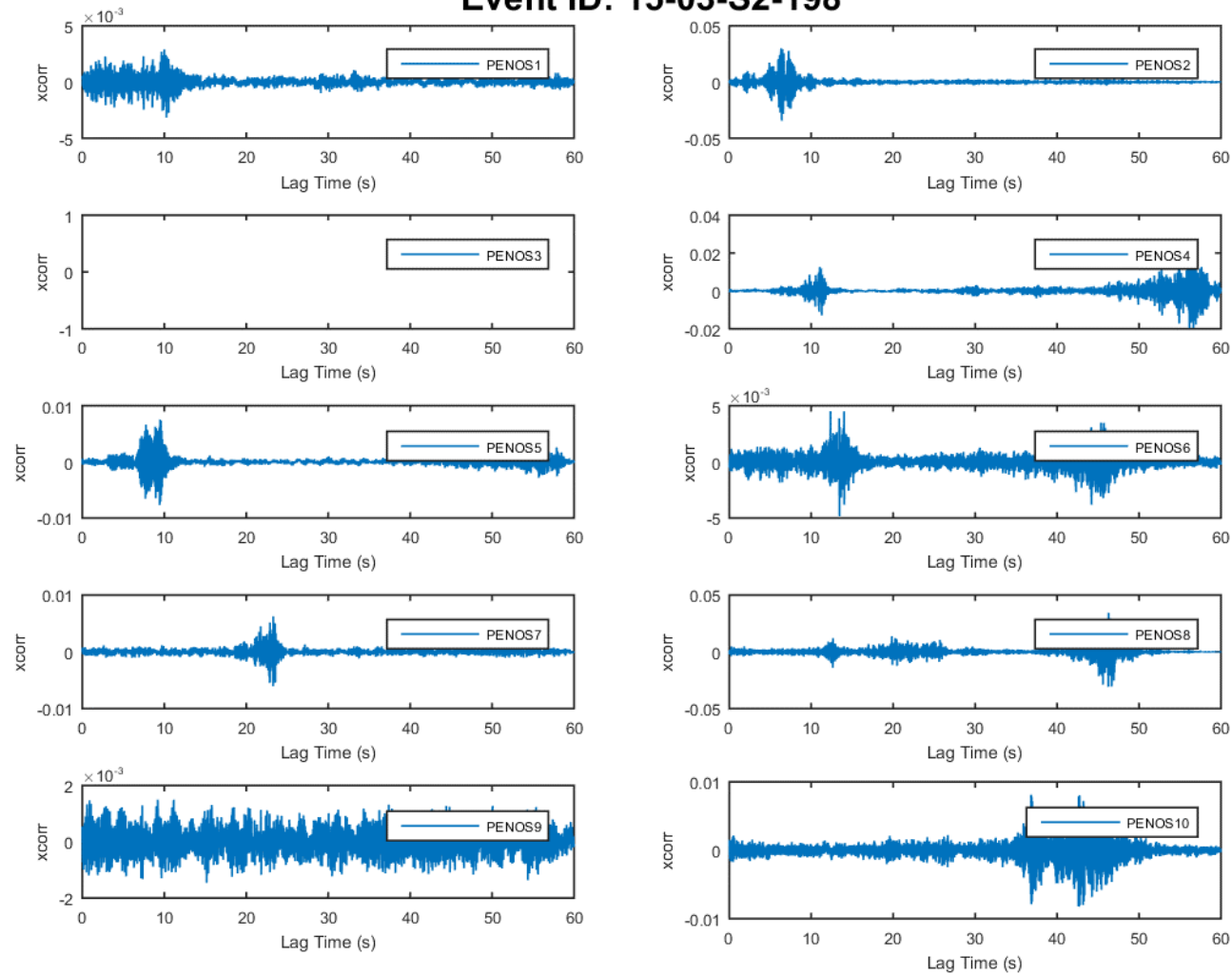


FIGURE 3.333: CROSS CORRELATION PEN_OS 1 - 10 15-03-S2-198

Peak Particle Velocity - Event ID: 15-03-S2-208

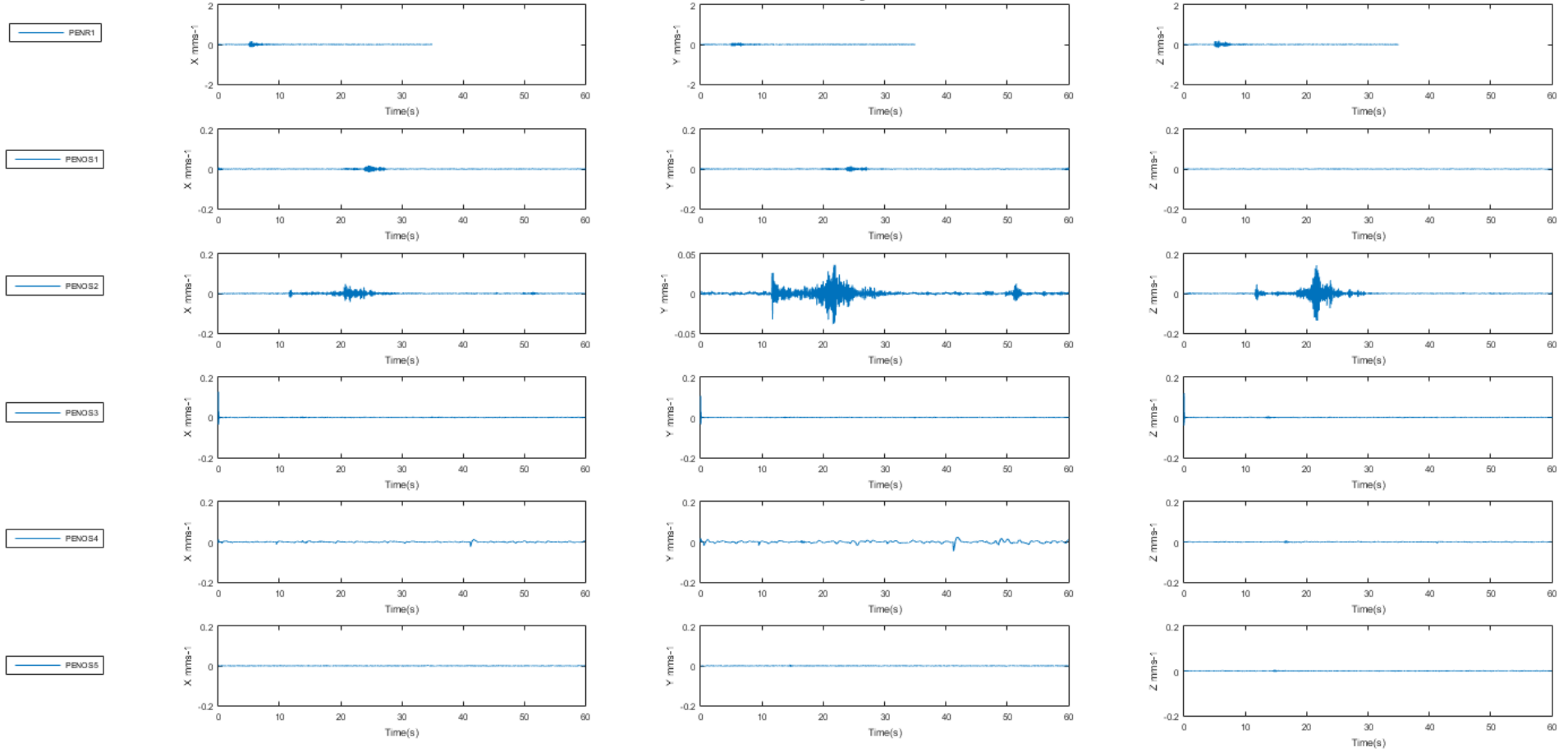


FIGURE 3.334: PEN_OS 1 - 5 15-03-S2-208

Peak Particle Velocity - Event ID: 15-03-S2-208

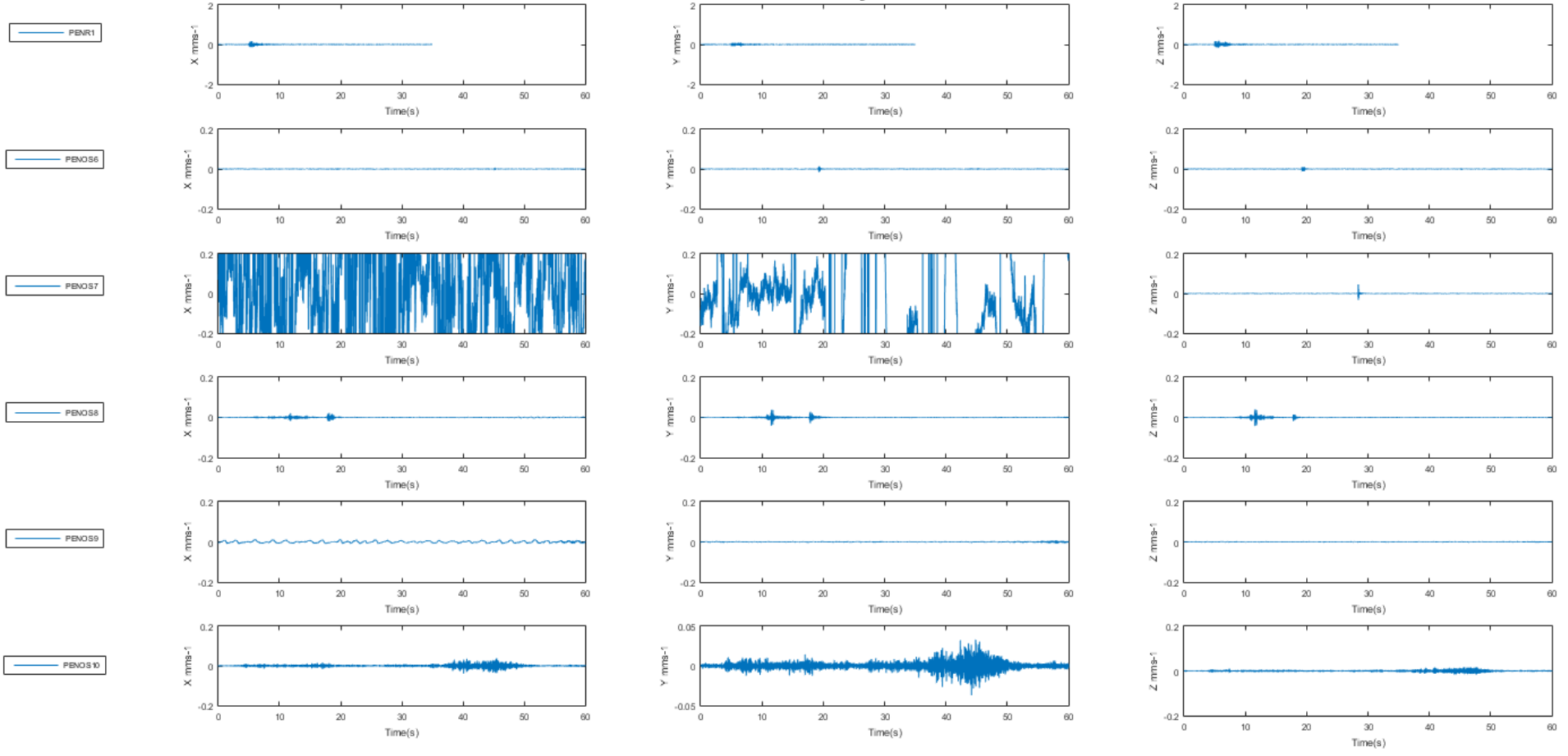


FIGURE 3.335: PEN_OS 6 - 10 15-03-S2-208

Event ID: 15-03-S2-208

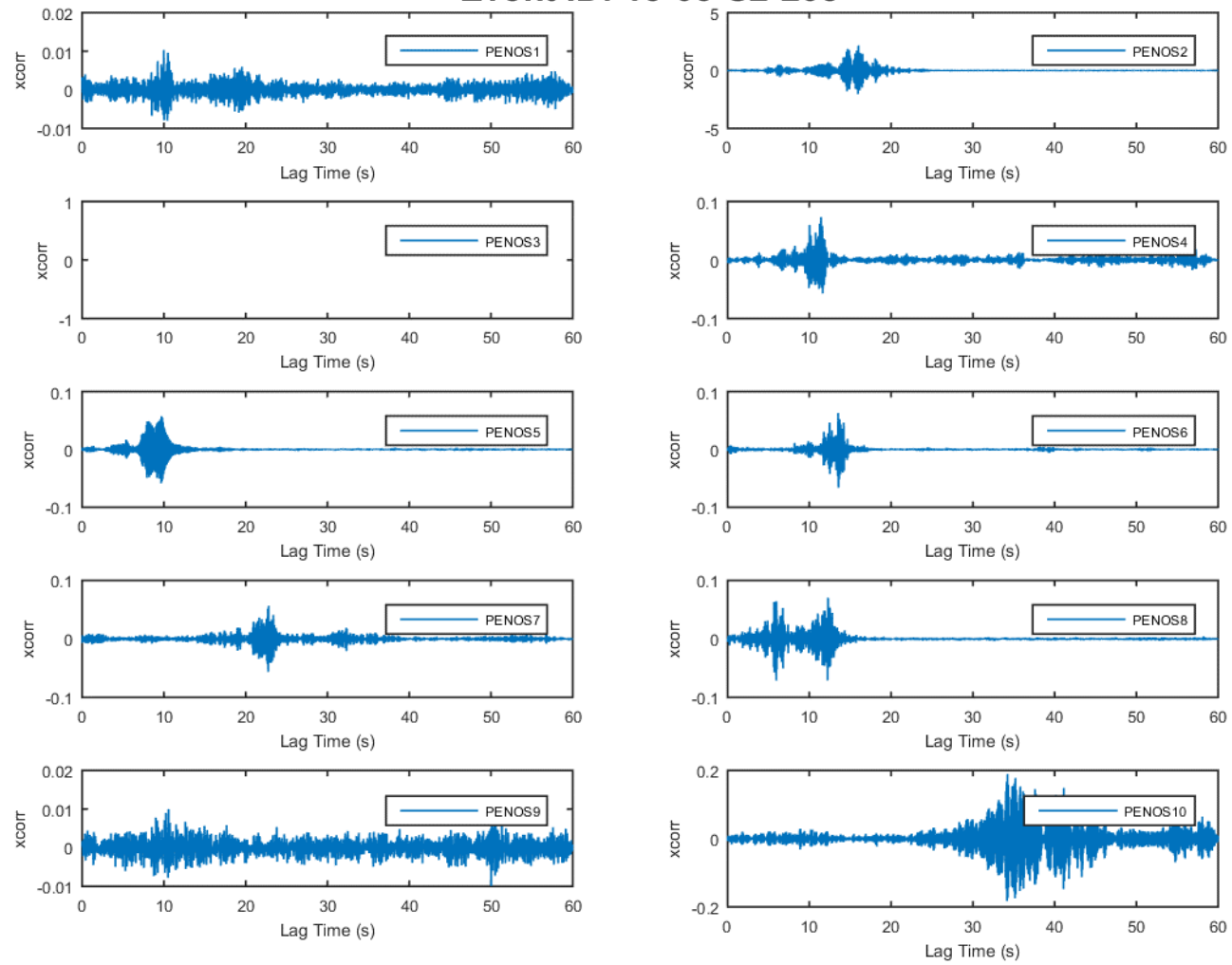


FIGURE 3.336: CROSS CORRELATION PEN_OS 1 - 10 15-03-S2-208

Peak Particle Velocity - Event ID: 15-04-S1-136 & S2-68

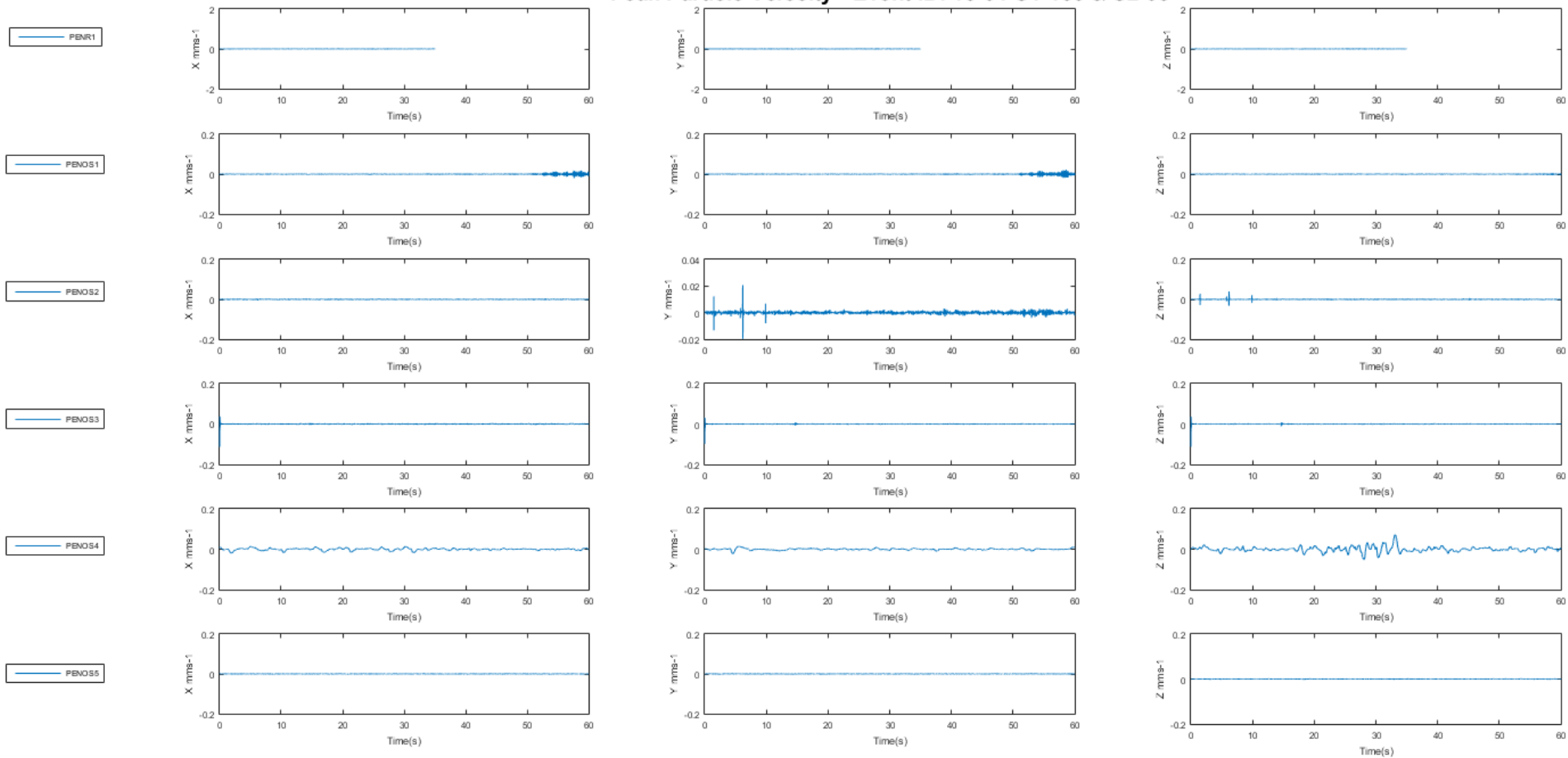


FIGURE 3.337: PEN_OS 1 - 5 15-04-S1-136 & S2-68

Peak Particle Velocity - Event ID: 15-04-S1-136 & S2-68

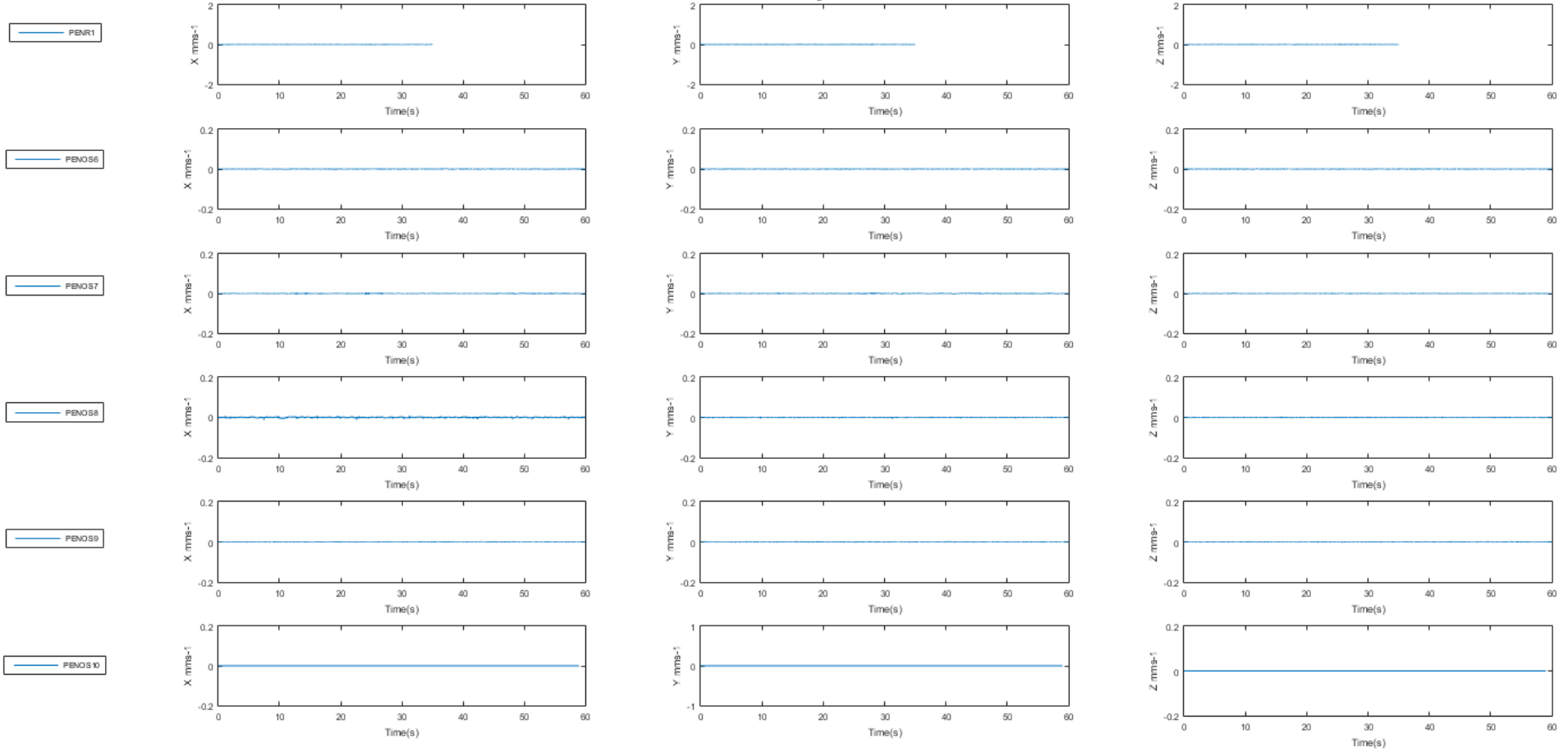


FIGURE 3.338: PEN_OS 6 - 10 15-04-S1-136 & S2-68

Event ID: 15-04-S1-136 & S2-68

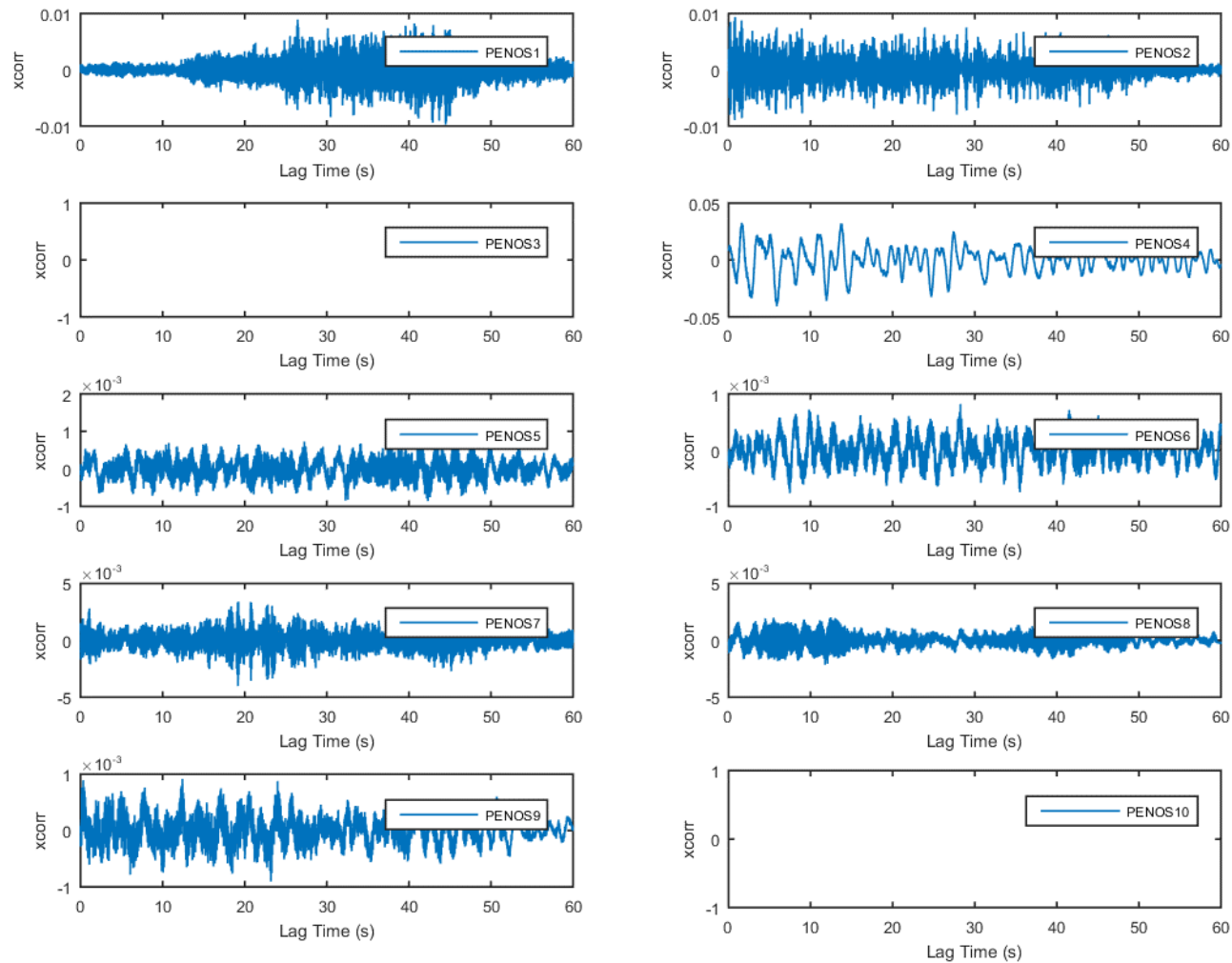


FIGURE 3.339: CROSS CORRELATION PEN_OS 1 - 10 15-04-S1-136 & S2-68

Peak Particle Velocity - Event ID: 15-04-S1-136 & S2-68

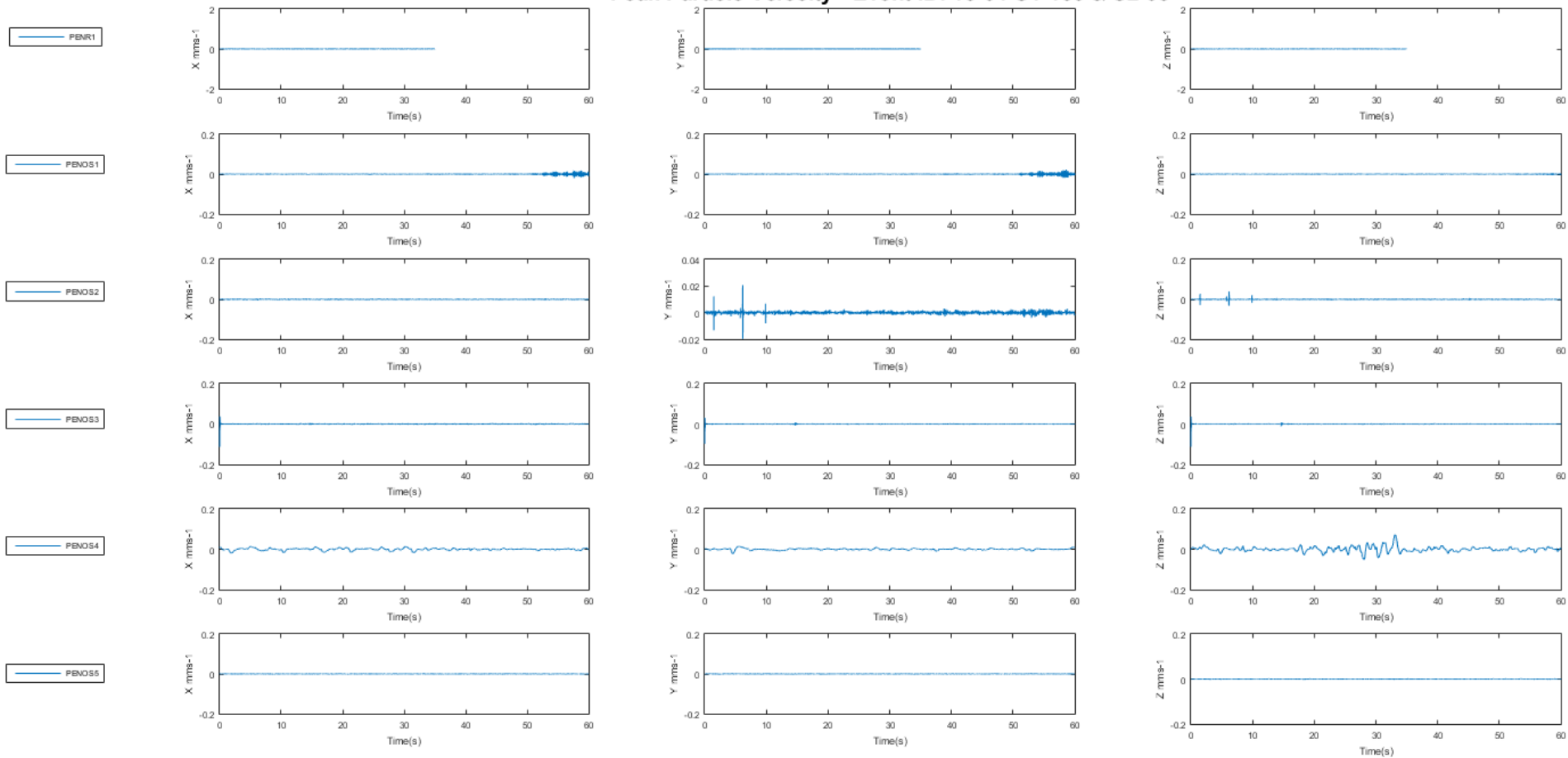


FIGURE 3.340: PEN_OS 1 - 5 15-04-S1-136 & S2-68

Peak Particle Velocity - Event ID: 15-04-S1-136 & S2-68

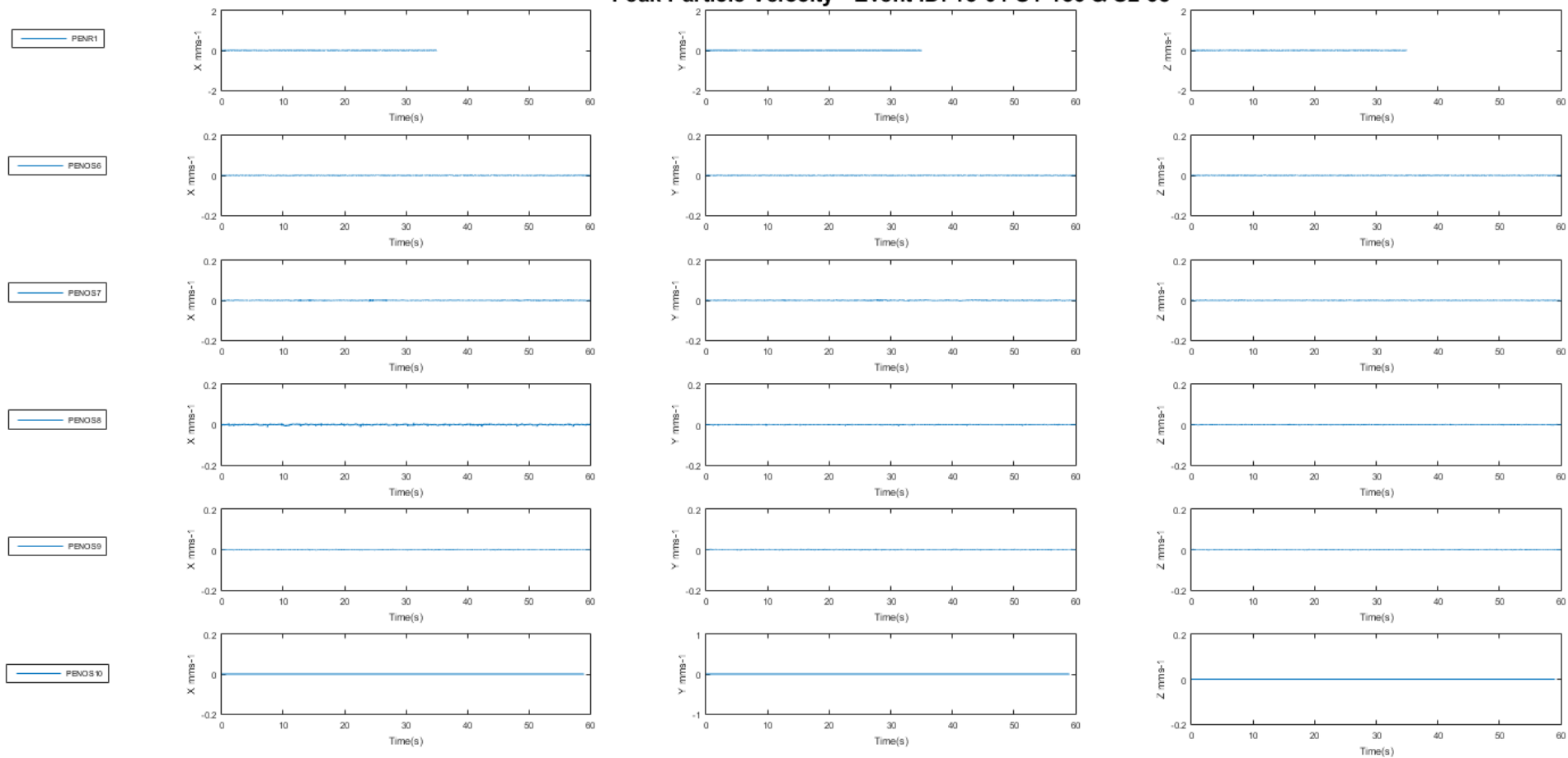


FIGURE 3.341: PEN_OS 6 - 10 15-04-S1-136 & S2-68

Event ID: 15-04-S1-136 & S2-68

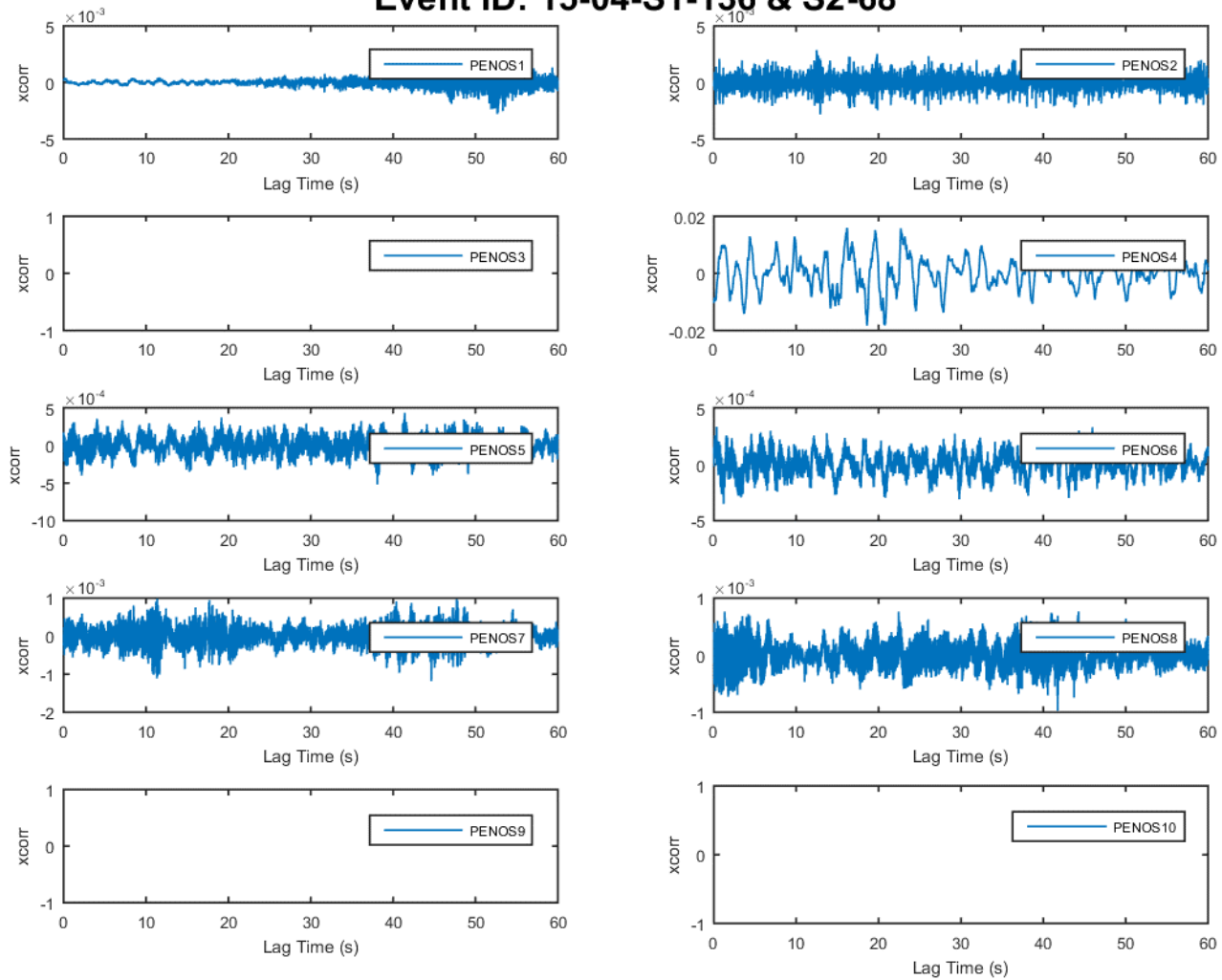


FIGURE 3.342: CROSS CORRELATION PEN_OS 1 - 10 15-04-S1-136 & S2-68

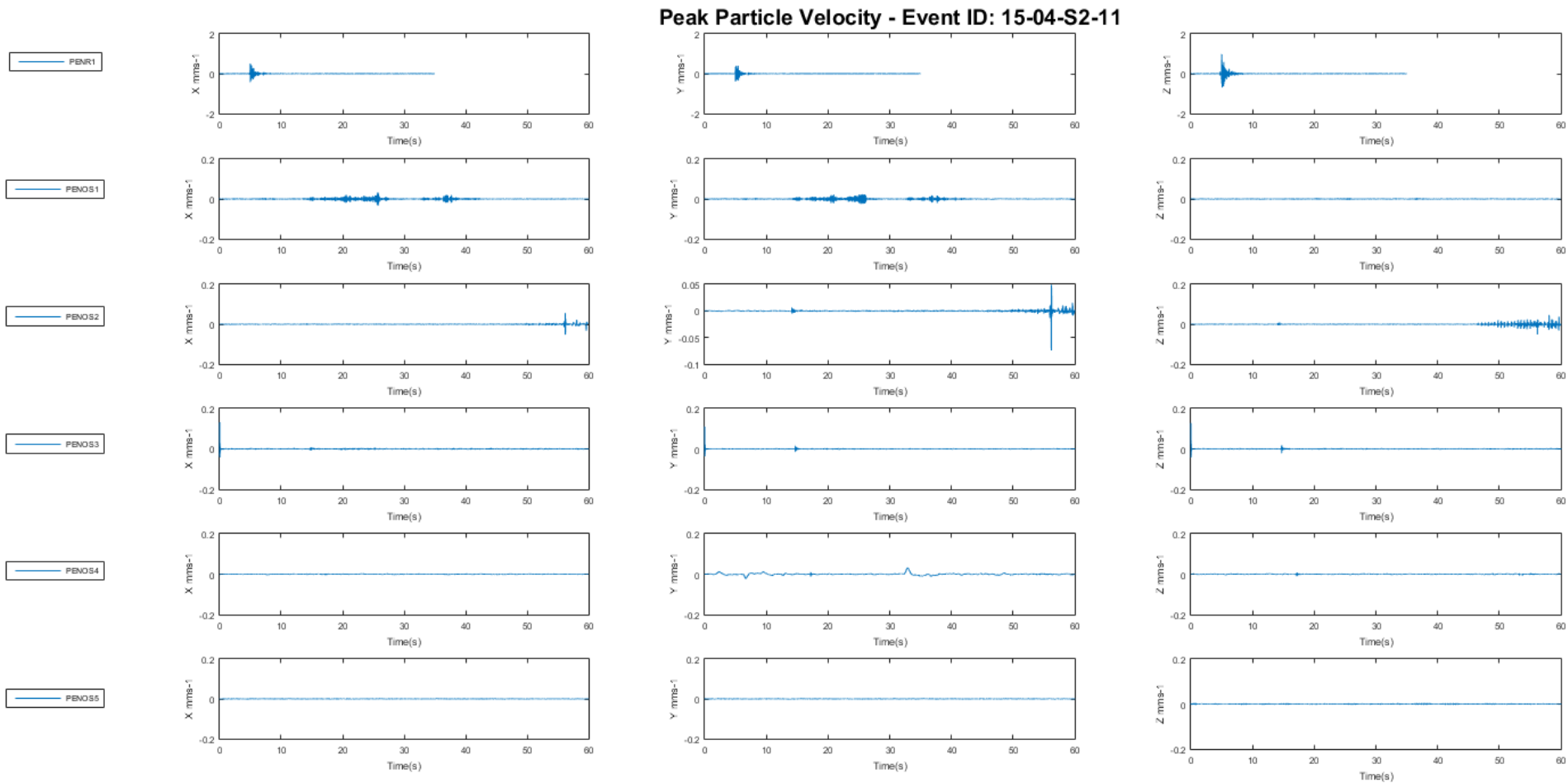


FIGURE 3.343: PEN_OS 1 - 5 15-04-S2-11

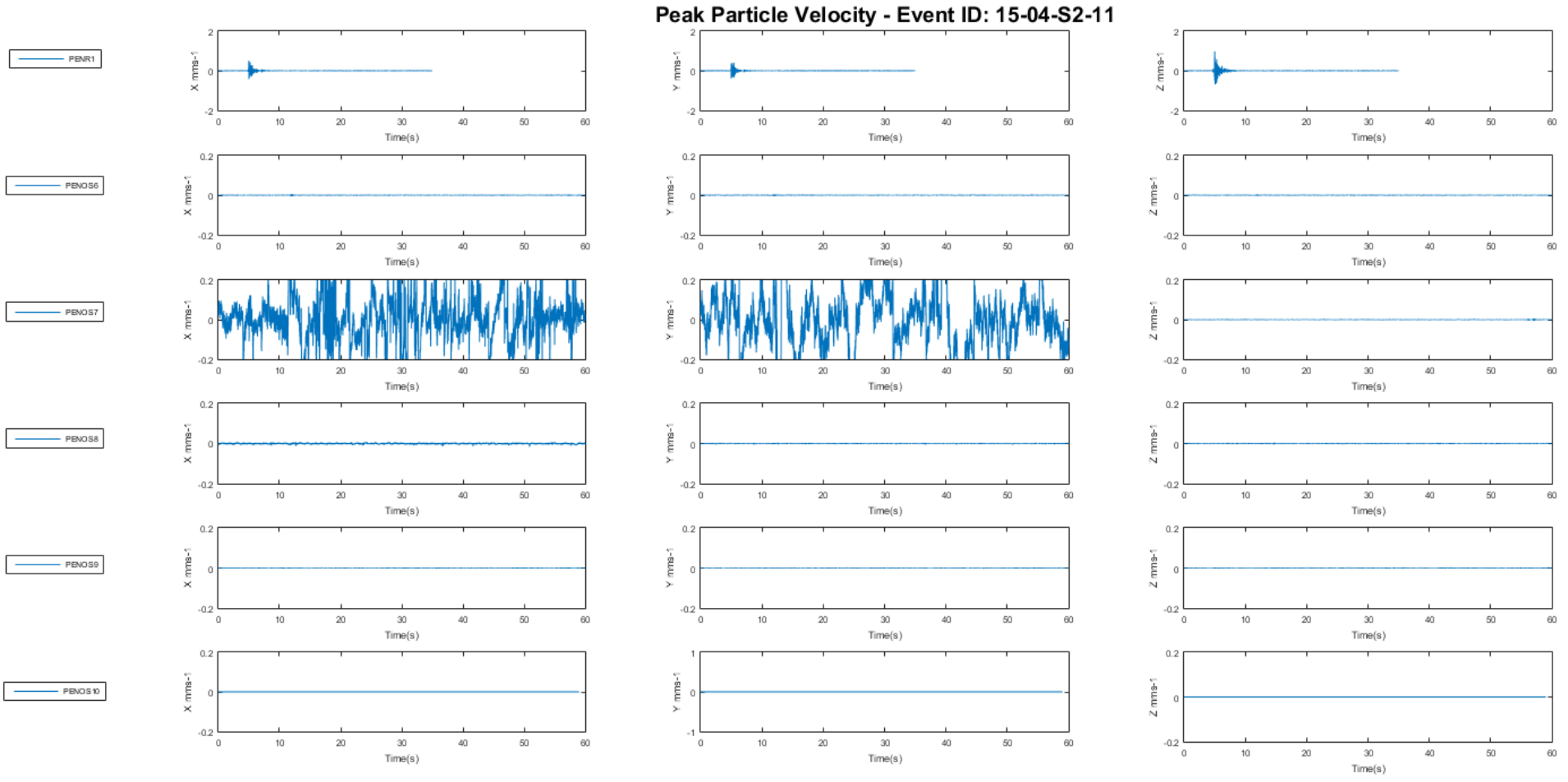


FIGURE 3.344: PEN_OS 6 - 10 15-04-S2-11

Event ID: 15-04-S2-11

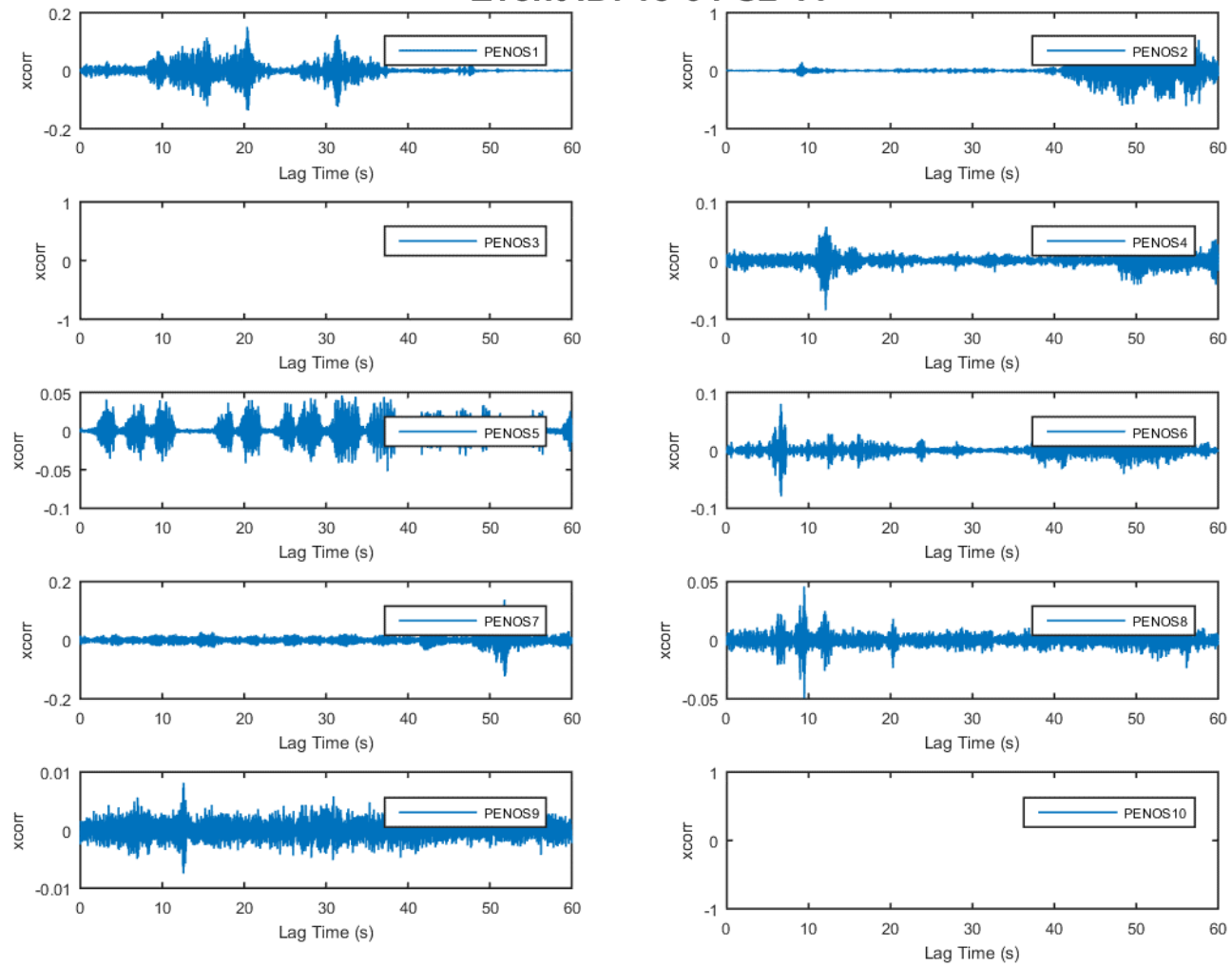


FIGURE 3.345: CROSS CORRELATION PEN_OS 1 - 10 15-04-S2-11

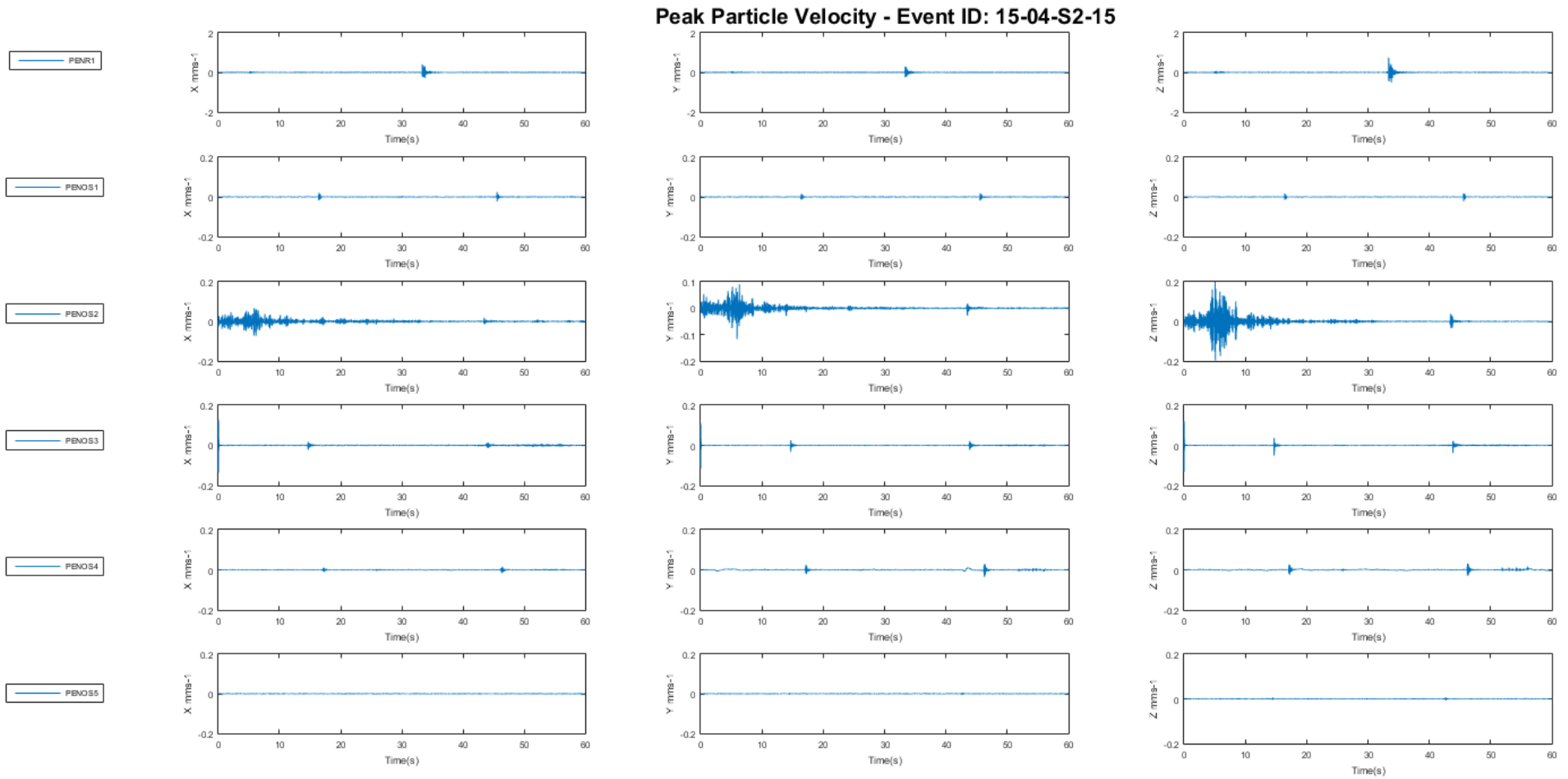


FIGURE 3.346: PEN_OS 1 - 5 15-04-S2-15

Peak Particle Velocity - Event ID: 15-04-S2-15

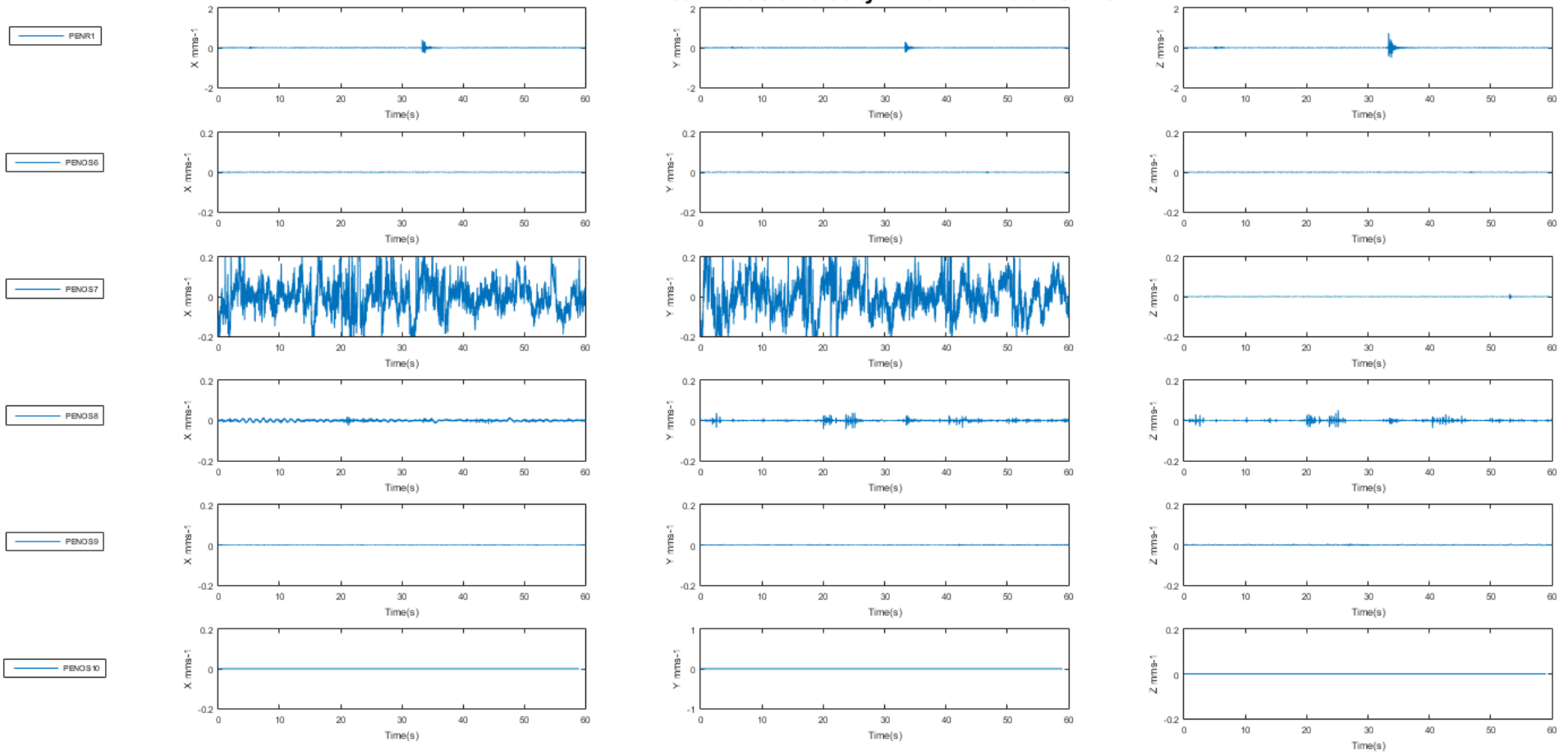


FIGURE 3.347: PEN_OS 6 - 10 15-04-S2-15

Event ID: 15-04-S2-15

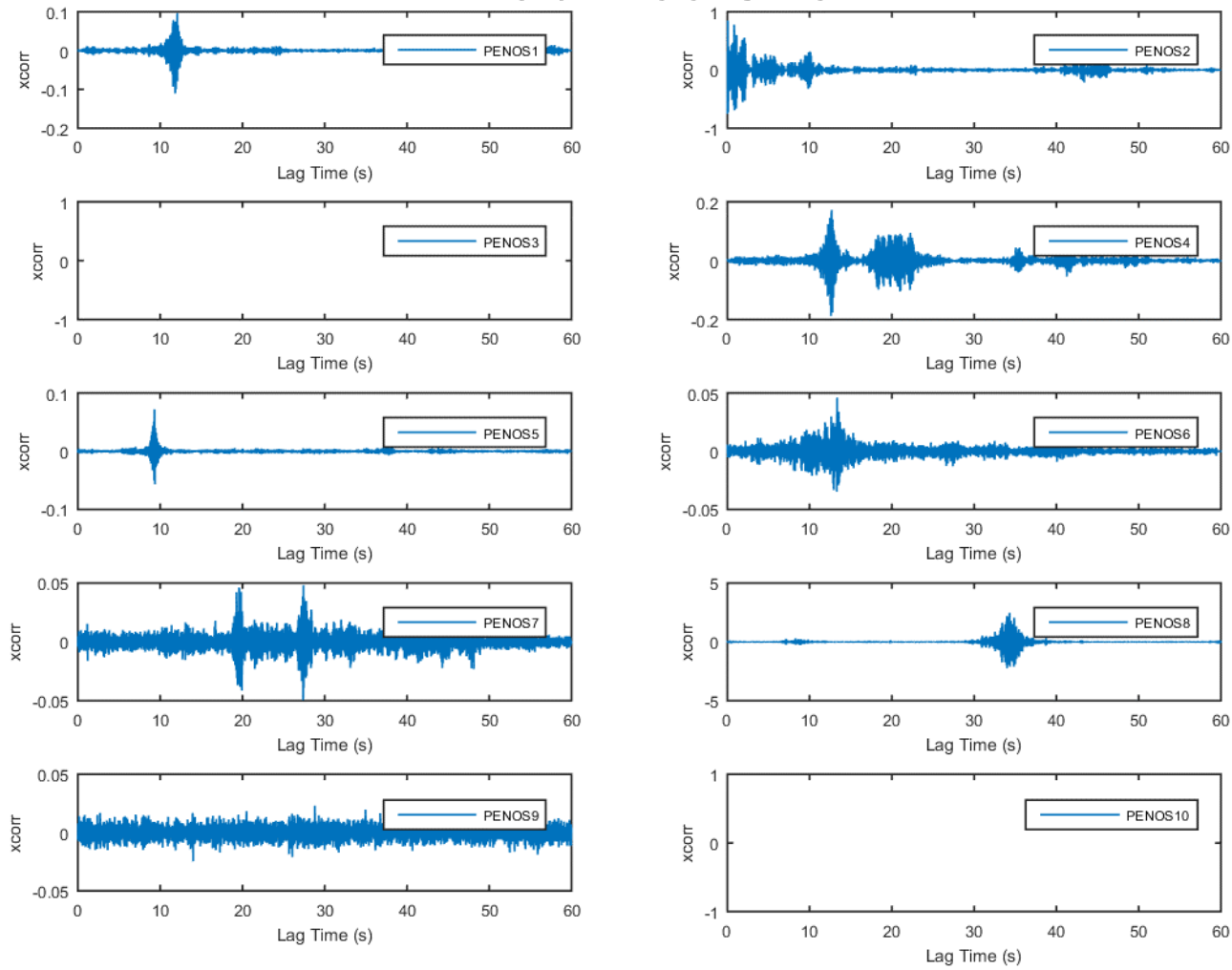


FIGURE 3.348: CROSS CORRELATION PEN_OS 1 - 10 15-04-S2-15

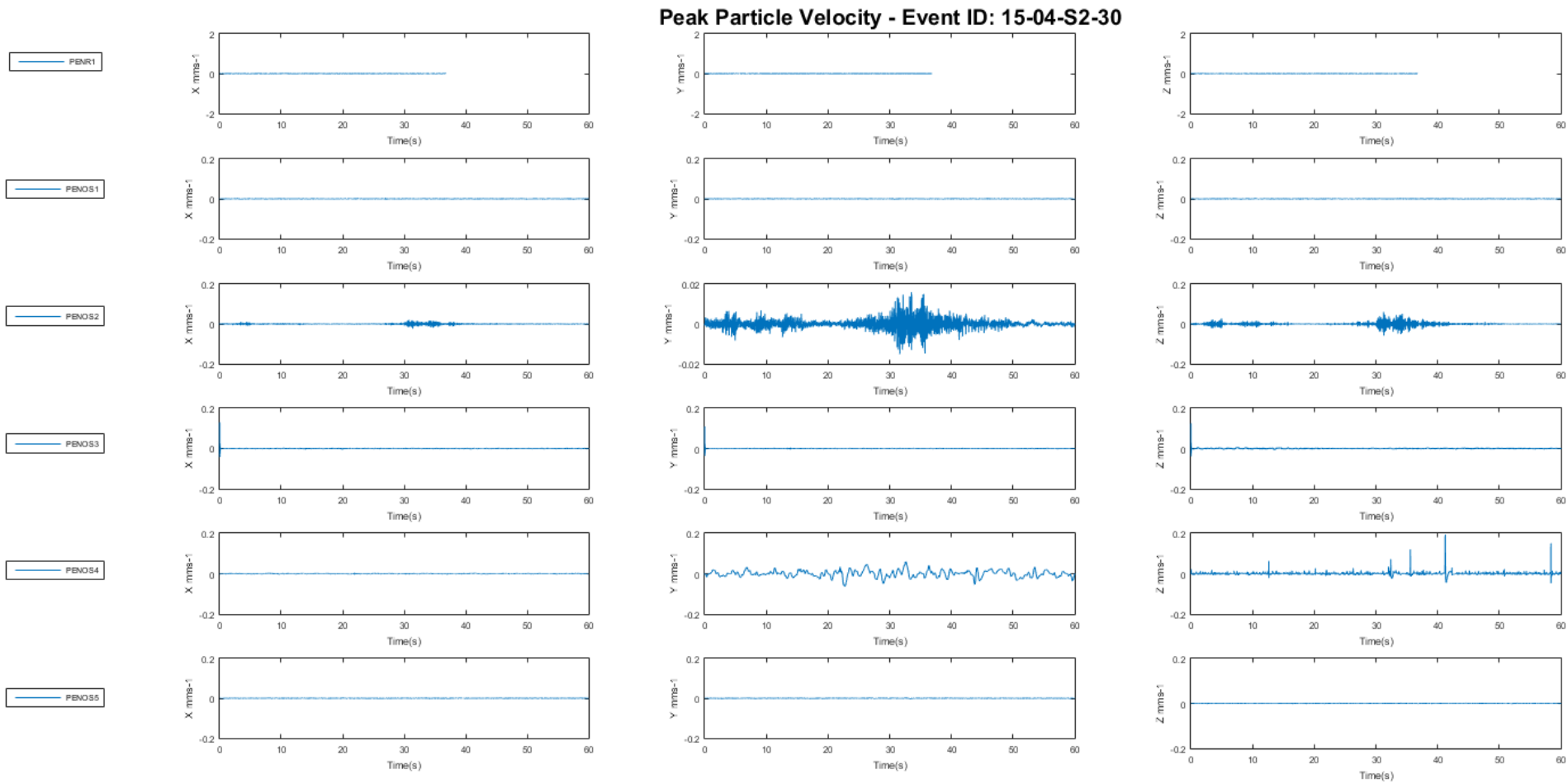


FIGURE 3.349: PEN_OS 1 - 5 15-04-S2-30

Peak Particle Velocity - Event ID: 15-04-S2-30

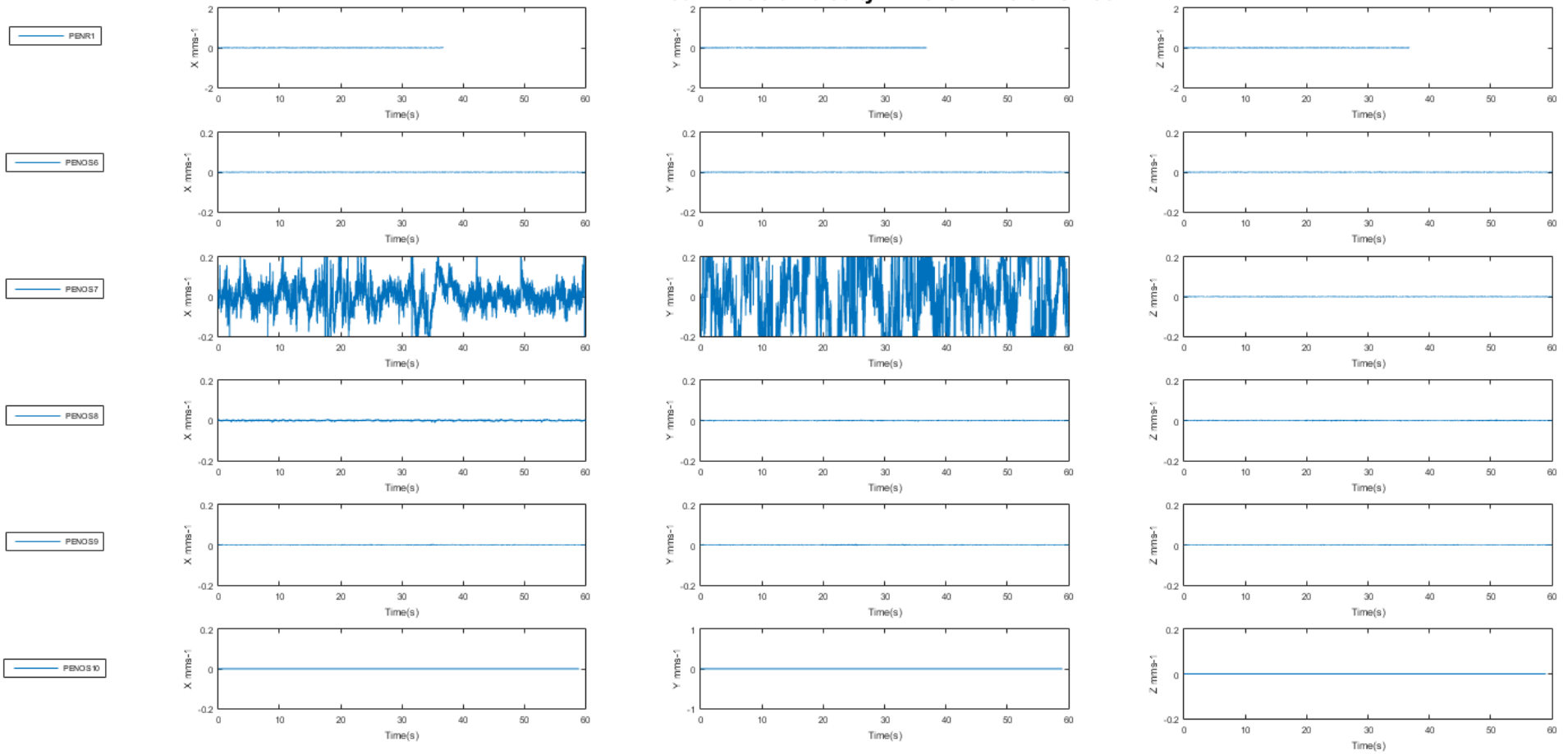


FIGURE 3.350: PEN_OS 6 - 10 15-04-S2-30

Event ID: 15-04-S2-30

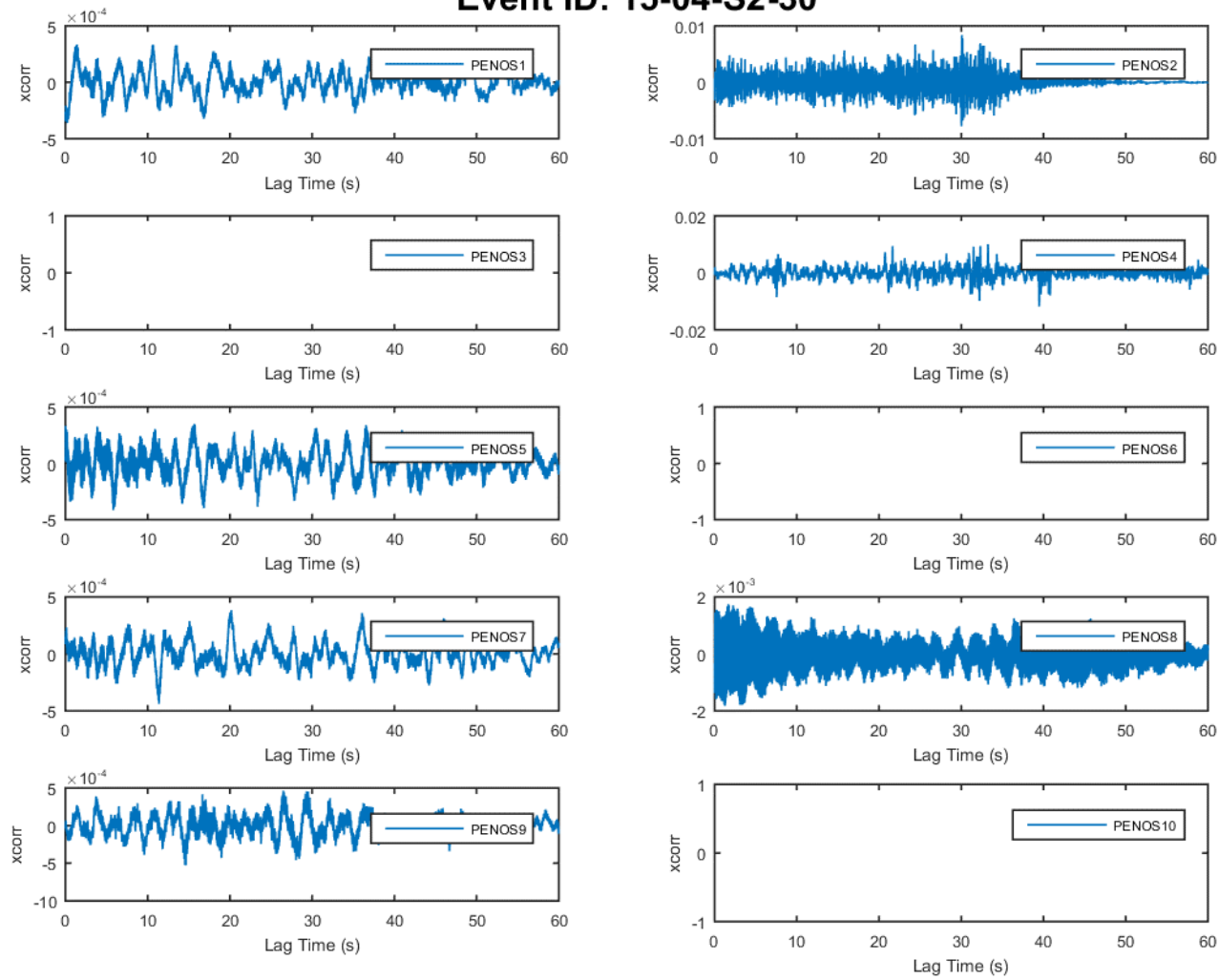


FIGURE 3.351: CROSS CORRELATION PEN_OS 1 - 10 15-04-S2-30

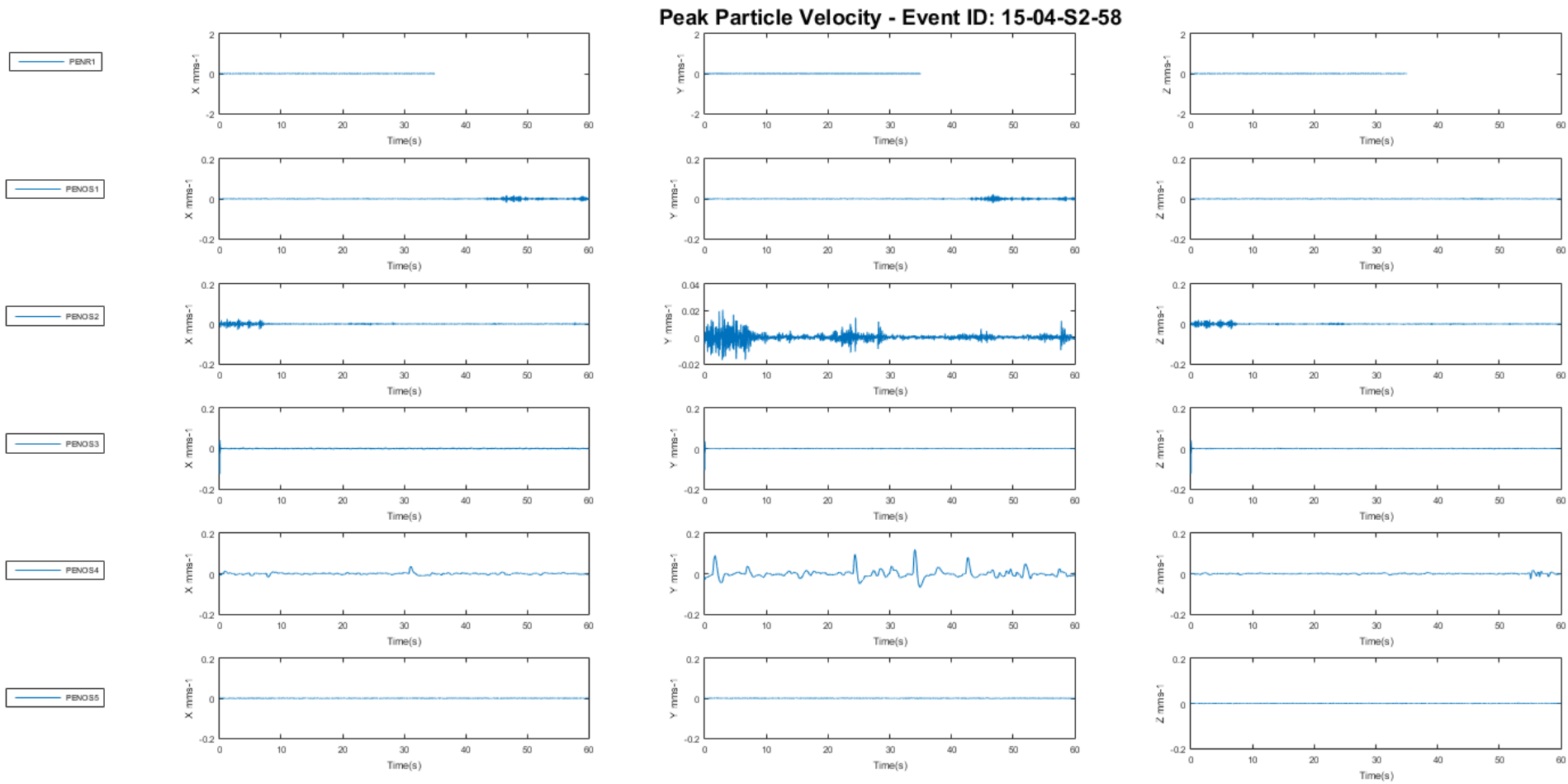


FIGURE 3.352: PEN_OS 1 - 5 15-04-S2-58

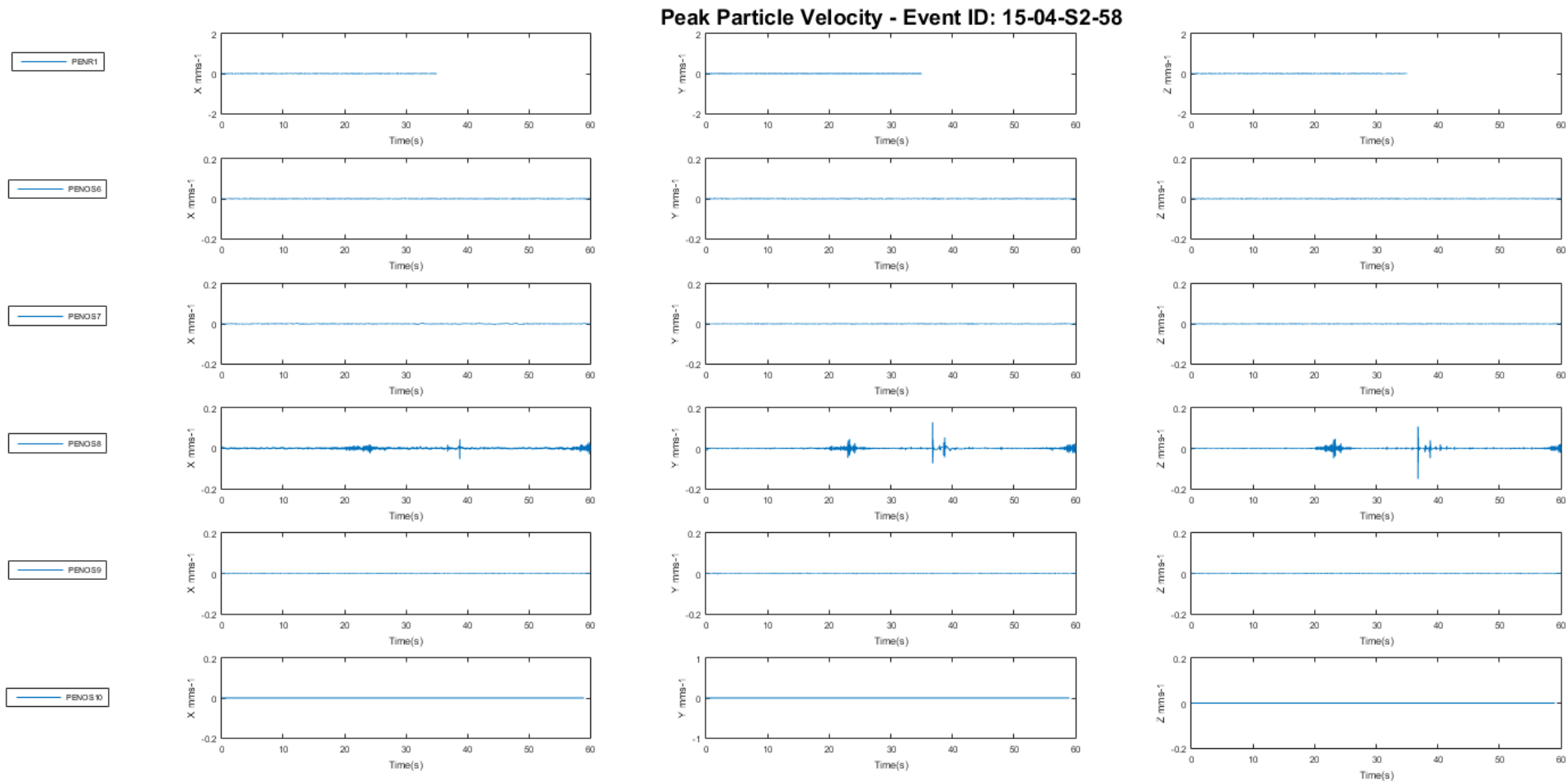


FIGURE 3.353: PEN_OS 6 - 10 15-04-S2-58

Event ID: 15-04-S2-58

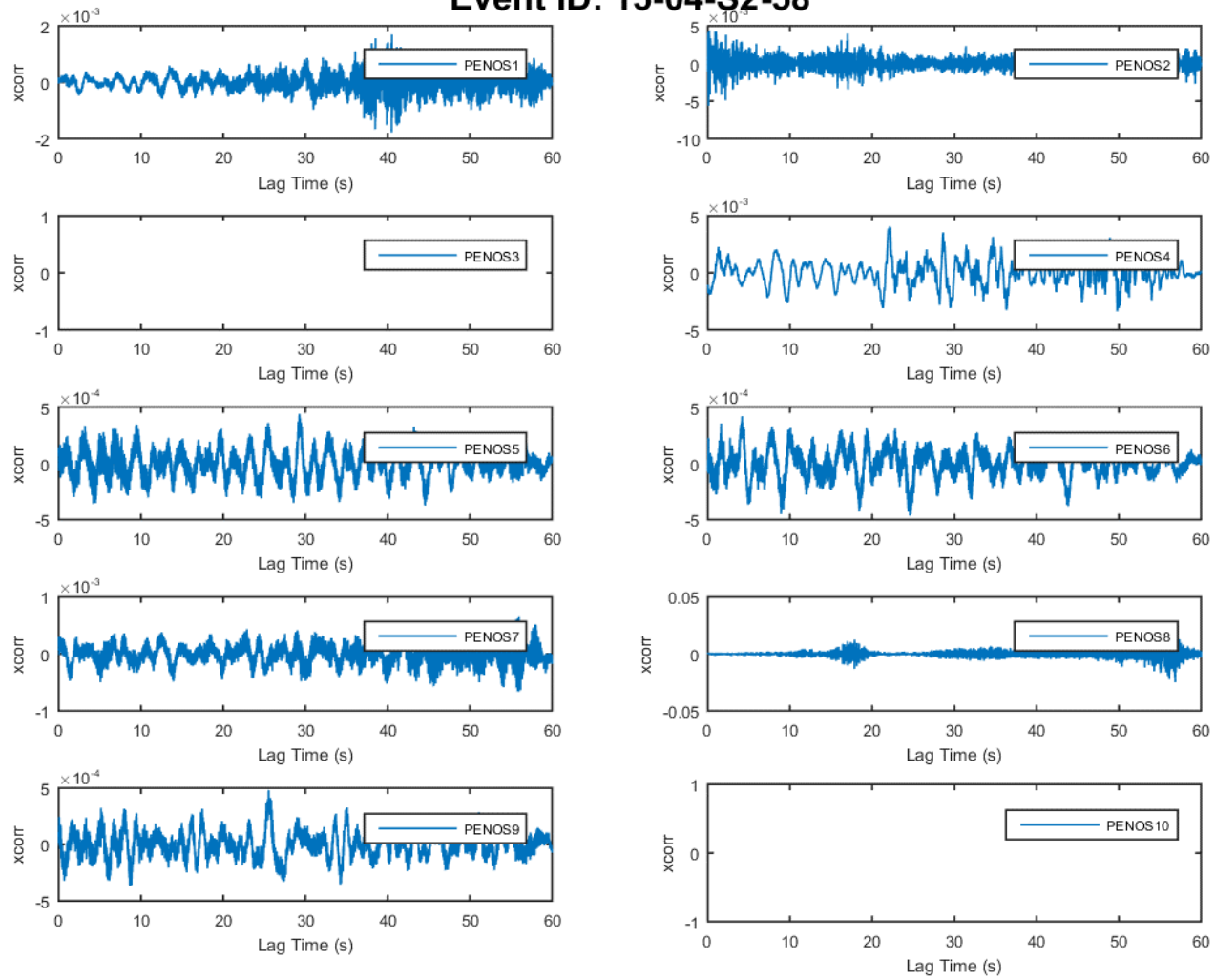


FIGURE 3.354: CROSS CORRELATION PEN_OS 1 - 10 15-04-S2-58

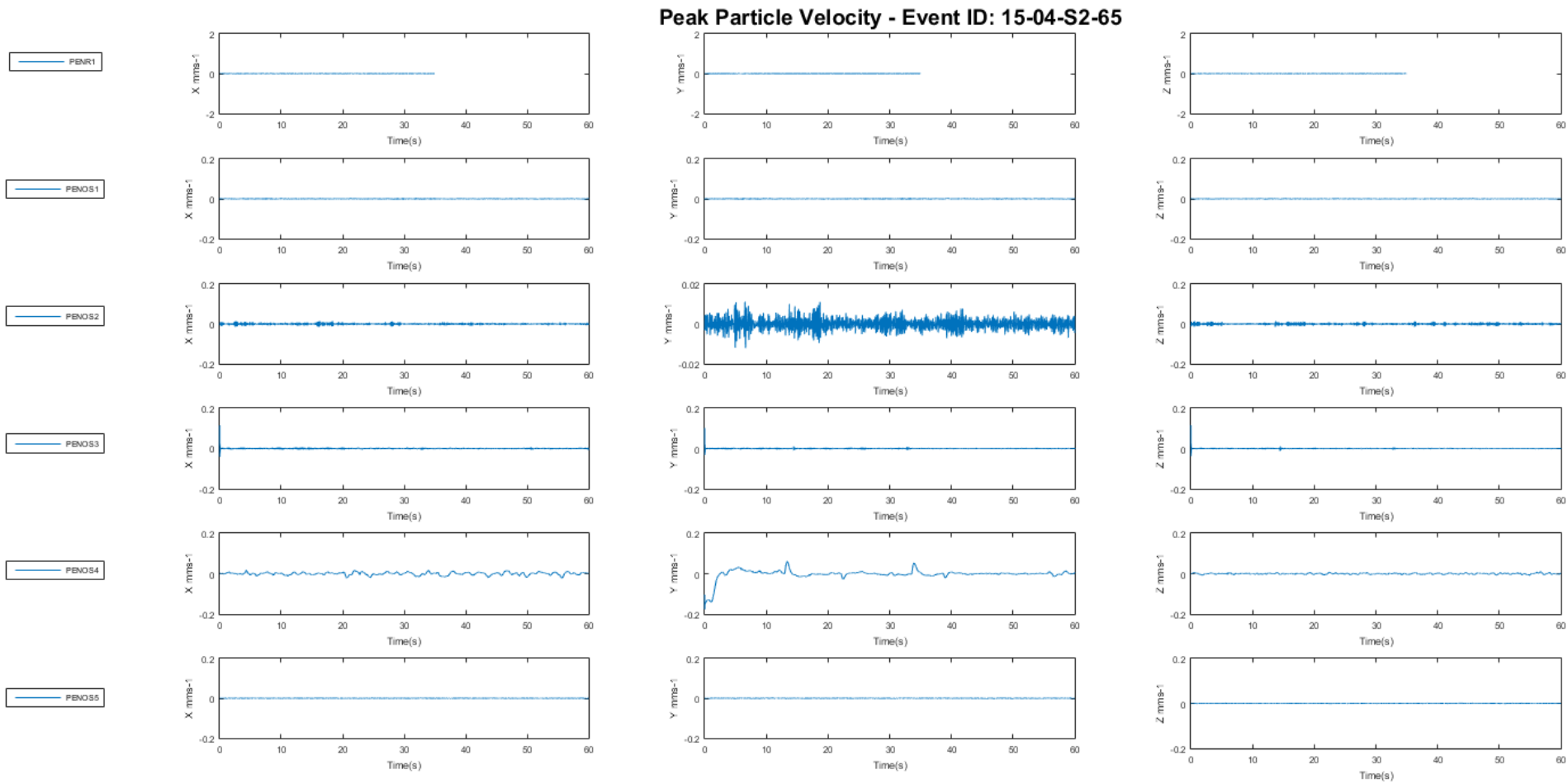


FIGURE 3.355: PEN_OS 1 - 5 15-04-S2-65

Peak Particle Velocity - Event ID: 15-04-S2-65

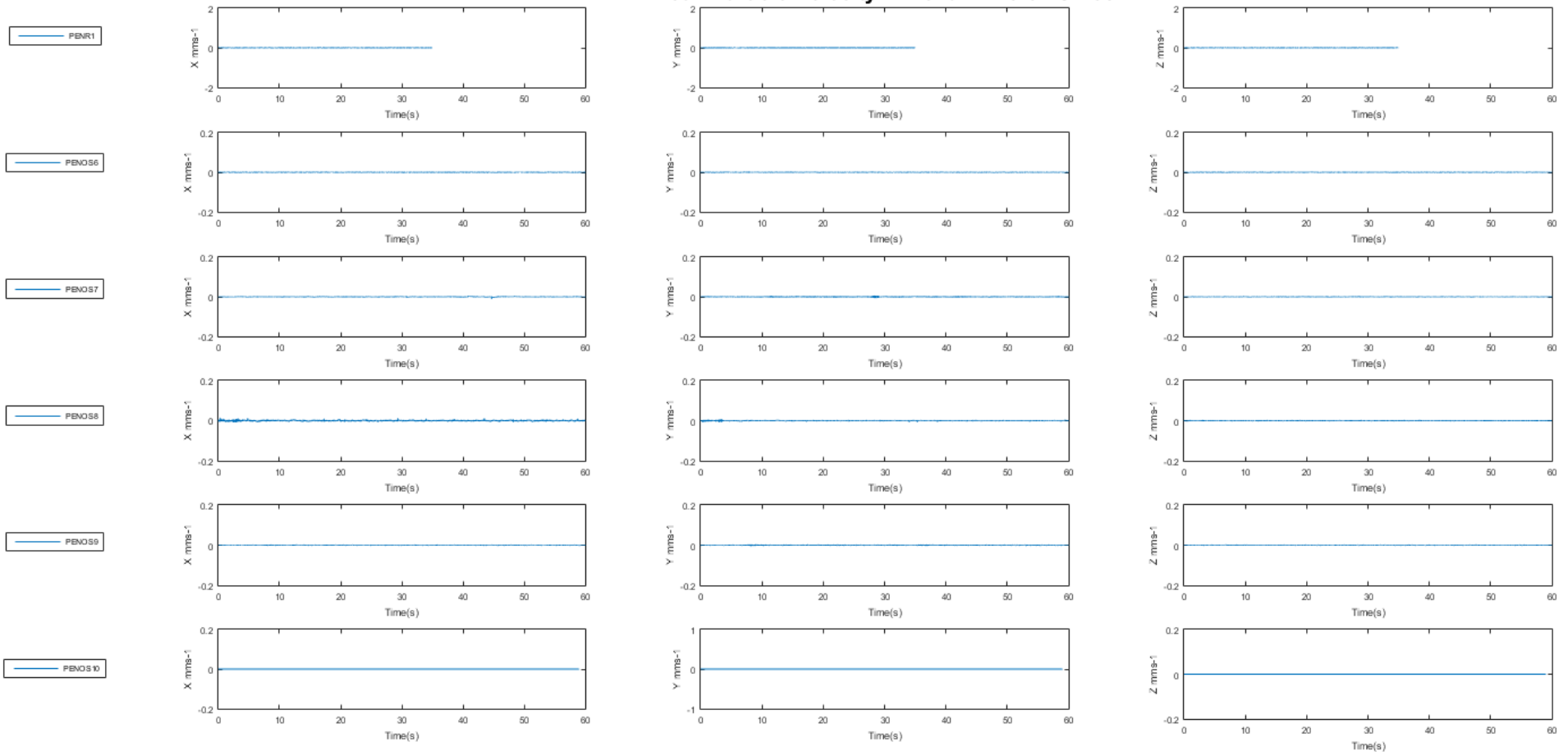


FIGURE 3.356: PEN_OS 6 - 10 15-04-S2-65

Event ID: 15-04-S2-65

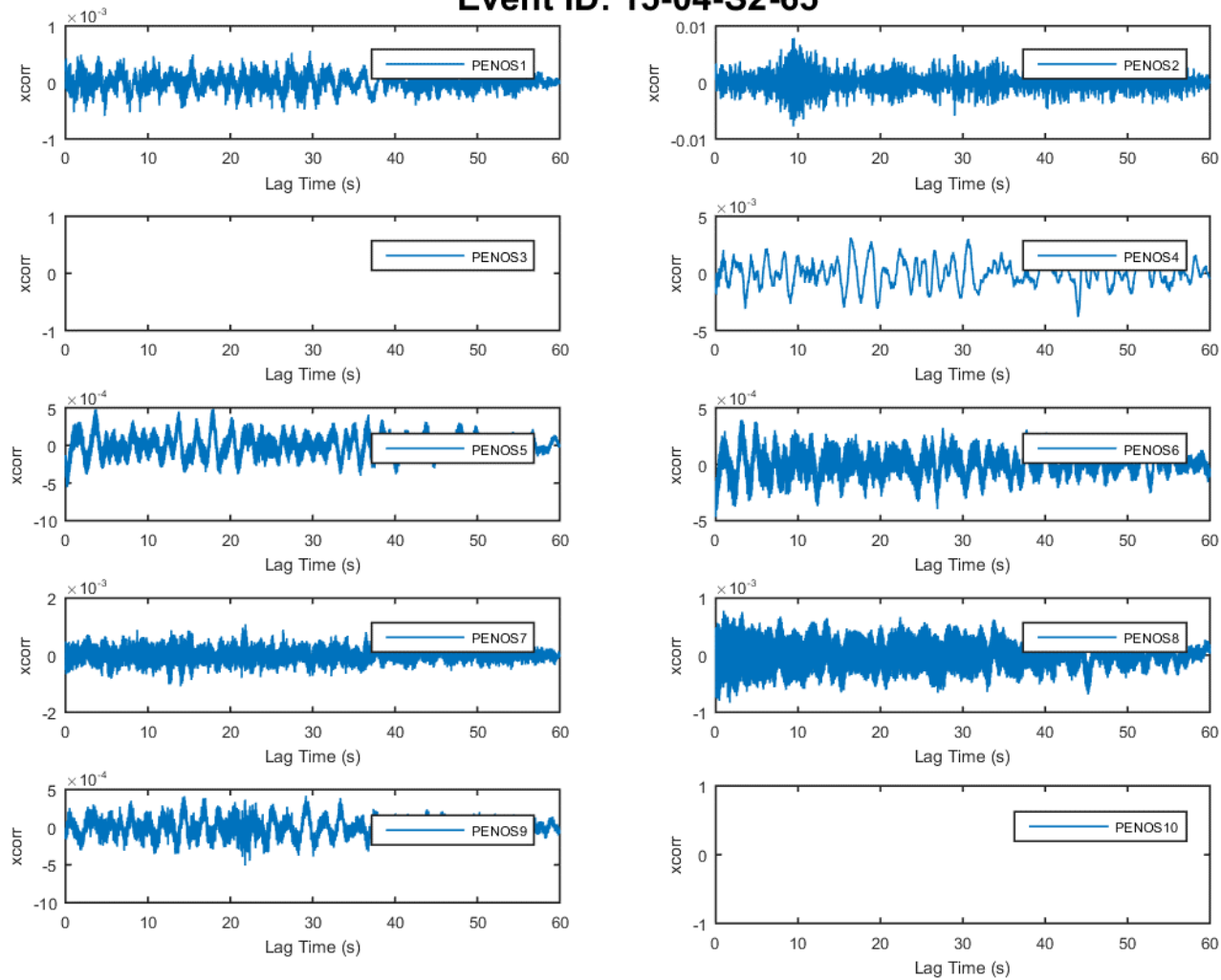


FIGURE 3.357: CROSS CORRELATION PEN_OS 1 - 10 15-04-S2-65

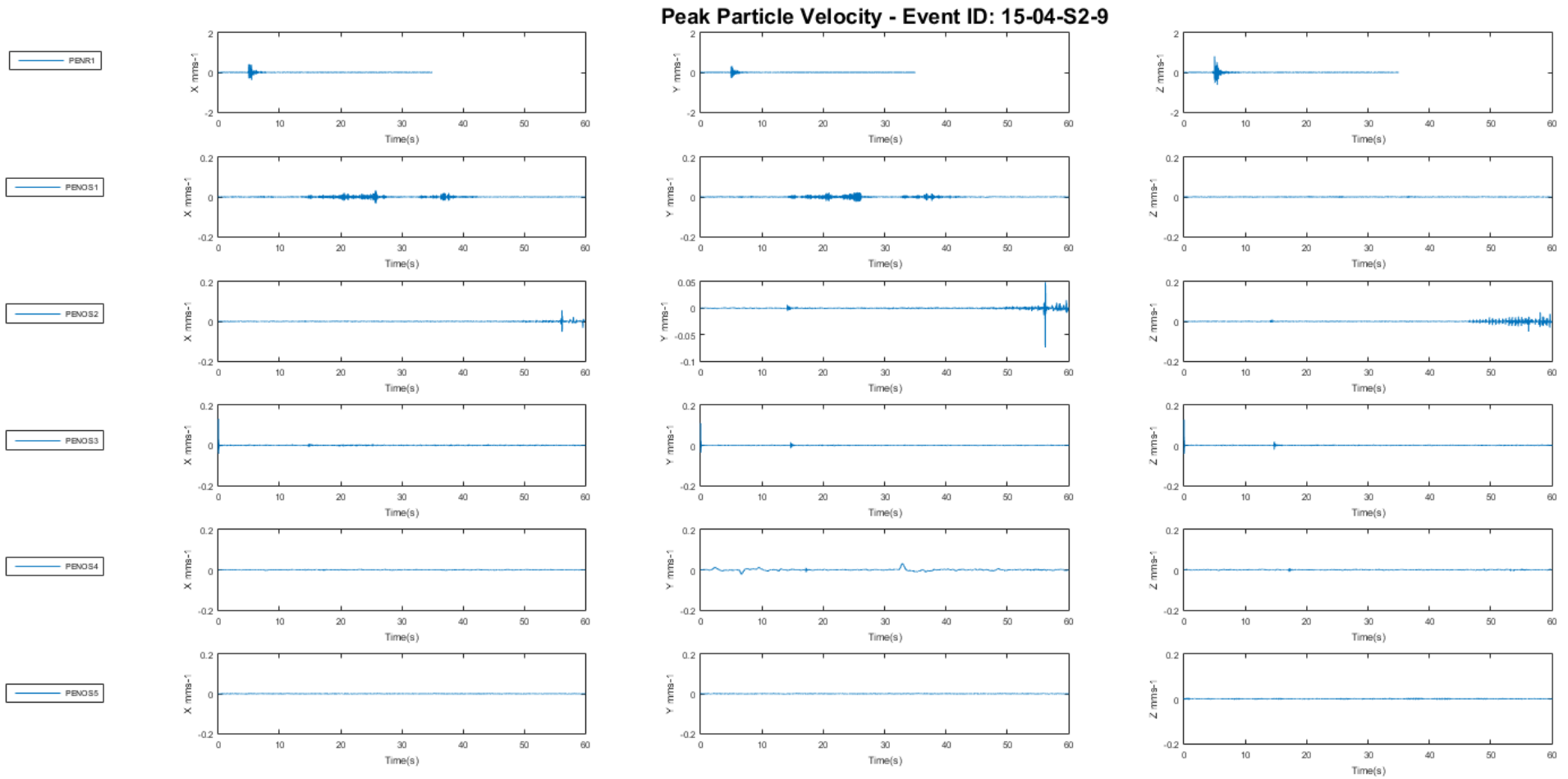


FIGURE 3.358: PEN_OS 1 - 5 15-04-S2-9

Peak Particle Velocity - Event ID: 15-04-S2-9

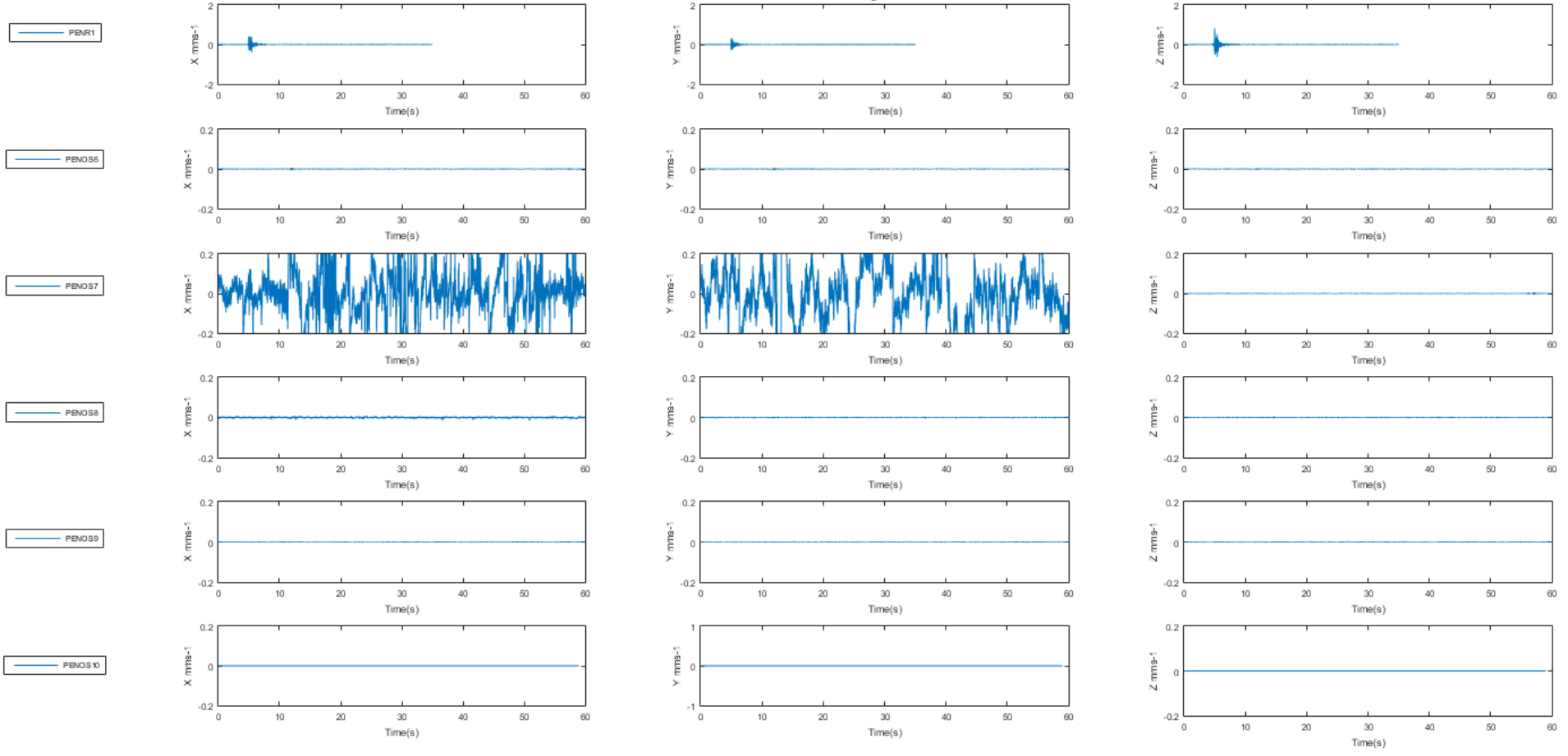


FIGURE 3.359: PEN_OS 6 - 10 15-04-S2-9

Event ID: 15-04-S2-9

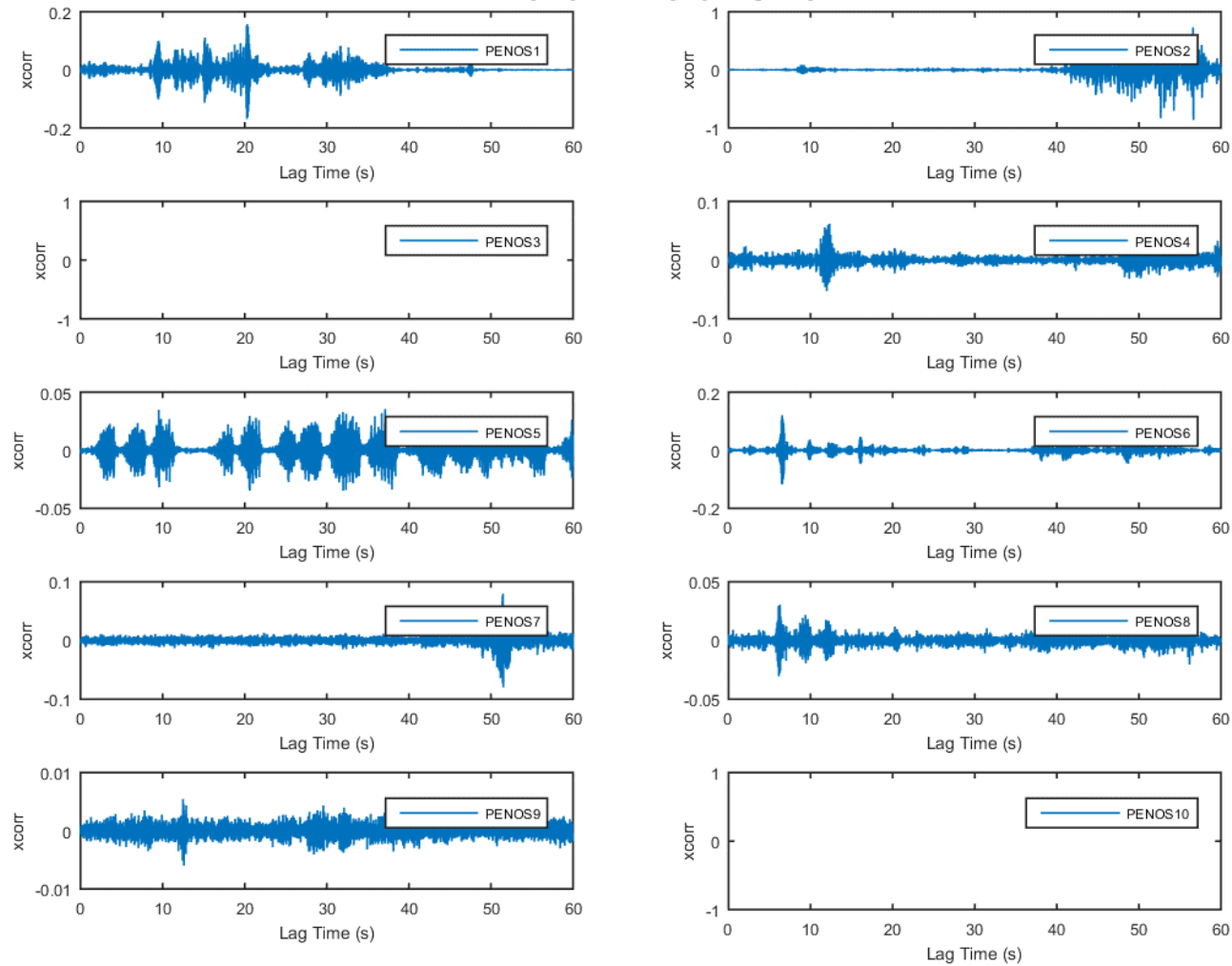


FIGURE 3.360: CROSS CORRELATION PEN_OS 1 - 10 15-04-S2-9

VOLUME 3: TECHNICAL APPENDICES – RESULTS
CHAPTER 4: FULL MONITORING RESULTS – OFF RANGE
MONITORS

Date	Time	L _{Zpeak}	L _{Cpeak}	L _{Amax,F}	PPV X mms ⁻¹	PPV Y mms ⁻¹	PPV Z mms ⁻¹
05/11/2014	16:36	148	147	119	0.88	0.97	1.04
05/11/2014	16:10	148	147	119	0.01	0.01	0.00
12/11/2014	14:24	148	147	119	0.01	0.02	0.01
14/11/2014	20:24	148	147	119	0.08	0.14	0.08
14/11/2014	20:34	147	147	119	0.03	0.06	0.05
05/12/2014	11:44	108	108	94	0.05	0.02	0.07
10/12/2014	12:07	148	147	119	0.01	0.03	0.01
25/12/2014	13:09	98	98	92	1.00	0.91	0.30
25/12/2014	17:37	136	134	111	0.07	0.06	0.17
25/12/2014	17:40	131	131	117	0.32	0.22	0.71
31/12/2014	19:39	113	113	87	0.06	0.07	0.18
01/12/2014	08:39	100	100	87	0.02	0.02	0.05
03/12/2014	09:01	104	104	91	0.10	0.14	0.39
03/12/2014	09:03	101	101	87	0.02	0.01	0.03
03/12/2014	18:35	105	105	92	0.04	0.10	0.14
04/12/2014	09:06	104	104	91	0.22	0.32	0.81
04/12/2014	16:22	98	99	87	0.06	0.07	0.17
05/12/2014	18:20	107	107	94	0.02	0.03	0.04
05/12/2014	18:55	101	101	85	0.00	0.00	0.01
06/12/2014	07:42	98	98	85	0.02	0.02	0.02
06/12/2014	07:43	107	107	92	0.04	0.03	0.06
07/12/2014	14:19	102	102	89	0.04	0.05	0.07
07/12/2014	16:24	106	106	94	0.03	0.11	0.13
08/12/2014	08:53	103	102	89	0.05	0.05	0.10
08/12/2014	09:58	106	106	90	0.04	0.03	0.04
10/12/2014	08:53	105	105	90	0.05	0.09	0.27
10/12/2014	16:07	106	106	92	0.04	0.06	0.11
12/12/2014	14:20	101	101	87	0.04	0.15	0.19
12/12/2014	21:43	102	102	88	0.01	0.01	0.03
15/12/2014	09:16	101	101	88	0.01	0.01	0.03
15/12/2014	09:25	99	100	88	0.04	0.07	0.11
16/12/2014	15:57	104	104	92	0.02	0.04	0.05
16/12/2014	20:46	103	103	91	0.01	0.01	0.02
17/12/2014	11:46	106	106	92	0.13	0.09	0.11
17/12/2014	15:02	103	103	91	0.50	0.70	1.68
17/12/2014	16:22	99	96	86	0.00	0.00	0.00
19/12/2014	09:03	96	95	89	0.04	0.03	0.07
19/12/2014	15:04	103	103	89	0.03	0.06	0.07
19/12/2014	15:49	109	109	97	0.05	0.11	0.13
20/12/2014	16:40	108	108	97	0.05	0.07	0.29
22/12/2014	14:45	101	101	88	0.02	0.01	0.03
24/12/2014	09:52	100	100	88	0.24	0.45	1.11
24/12/2014	09:56	101	101	86	0.01	0.02	0.03
24/12/2014	09:58	101	101	87	0.01	0.01	0.02
24/12/2014	10:00	101	101	86	0.01	0.01	0.02
24/12/2014	21:41	104	104	93	0.02	0.02	0.03
25/12/2014	08:52	101	101	86	0.01	0.01	0.02
25/12/2014	08:54	100	100	85	0.00	0.00	0.01
25/12/2014	14:30	98	98	85	0.01	0.01	0.02
25/12/2014	21:51	99	99	87	0.01	0.02	0.07
25/12/2014	21:52	103	103	92	0.02	0.03	0.04
26/12/2014	08:46	100	100	86	0.01	0.01	0.02

TABLE 4.1: PEN_OS1 LOCALLY TRIGGERED EVENTS

Date	Time	L _{Zpeak}	L _{Cpeak}	L _{Amax,F}	PPV X mms ⁻¹	PPV Y mms ⁻¹	PPV Z mms ⁻¹
27/12/2014	08:41	100	100	86	0.01	0.01	0.02
30/12/2014	08:10	99	99	85	0.01	0.02	0.02
30/12/2014	10:05	101	101	88	0.15	0.32	1.05
30/12/2014	11:57	104	103	85	0.03	0.05	0.08
30/12/2014	16:28	103	103	89	0.01	0.03	0.06
30/12/2014	16:46	100	100	88	0.04	0.09	0.12
30/12/2014	17:01	103	103	89	0.01	0.01	0.03
01/01/2015	08:53	103	103	87	0.00	0.01	0.01
03/01/2015	12:54	147	146	119	0.00	0.00	0.00
18/01/2015	13:02	147	146	118	0.02	0.02	0.02
29/01/2015	09:21	146	147	120	0.37	0.51	0.06
30/01/2015	12:31	103	103	88	0.02	0.01	0.04
02/02/2015	14:58	147	146	118	0.00	0.00	0.00
16/03/2015	13:44	106	106	87	0.01	0.01	0.01
18/03/2015	15:47	147	146	119	0.01	0.01	0.00
20/03/2015	12:39	112	108	92	3.16	1.64	1.27
25/03/2015	13:08	147	146	119	0.01	0.01	0.00
06/04/2015	13:41	147	147	118	0.01	0.02	0.00
06/04/2015	13:47	147	146	118	0.00	0.00	0.00
07/04/2015	15:10	114	112	88	0.07	0.10	0.06
07/04/2015	19:04	103	103	86	0.80	0.79	0.36
07/04/2015	19:11	103	102	85	0.24	0.33	0.16
07/04/2015	19:21	102	101	85	0.15	0.17	0.07
08/04/2015	12:52	99	94	86	0.02	0.03	0.01
08/04/2015	16:50	148	146	119	0.01	0.00	0.00
11/04/2015	13:54	147	146	119	0.01	0.01	0.01
11/04/2015	14:39	148	146	119	0.01	0.01	0.00
11/04/2015	17:35	148	146	119	0.00	0.00	0.00
14/04/2015	17:50	147	146	118	0.00	0.00	0.00
20/04/2015	21:52	106	106	94	0.02	0.02	0.01
20/04/2015	22:24	98	98	86	0.08	0.05	0.05
21/04/2015	09:16	108	105	90	0.31	0.41	0.24
21/04/2015	09:48	101	101	85	0.94	0.79	0.43
21/04/2015	20:45	101	101	89	0.01	0.01	0.01
22/04/2015	19:25	109	109	96	0.01	0.03	0.01
22/04/2015	19:35	105	105	93	0.03	0.03	0.01
27/04/2015	13:24	147	146	119	0.01	0.01	0.01
27/04/2015	14:45	147	147	118	0.00	0.00	0.00
27/04/2015	16:17	148	146	119	0.00	0.00	0.00
27/04/2015	17:30	147	146	119	0.02	0.01	0.00
28/04/2015	12:08	147	146	118	0.01	0.02	0.00
28/04/2015	13:35	147	147	118	0.01	0.01	0.00
29/04/2015	12:37	147	147	119	0.00	0.00	0.00
29/04/2015	14:43	147	146	117	0.02	0.02	0.01
29/04/2015	16:00	147	146	116	0.02	0.02	0.00
29/04/2015	17:15	148	146	119	0.00	0.00	0.00

TABLE 4.1 CTD: PEN_OS1 LOCALLY TRIGGERED EVENTS

Date	Time	L _{Zpeak}	L _{Cpeak}	L _{Amax,F}	PPV X mms ⁻¹	PPV Y mms ⁻¹	PPV Z mms ⁻¹
04/11/2014	08:44	102	102	89	0.03	0.03	0.05
05/11/2014	09:57	99	98	87	0.05	0.07	0.04
05/11/2014	10:12	99	99	87	0.03	0.02	0.05
05/11/2014	14:15	114	111	86	0.03	0.03	0.08
05/11/2014	14:21	107	106	86	0.24	0.15	0.48
05/11/2014	15:05	103	103	89	0.04	0.04	0.05
06/11/2014	08:02	106	105	92	0.05	0.04	0.10
06/11/2014	17:03	107	106	93	0.02	0.02	0.04
09/11/2014	08:48	98	98	85	0.00	0.00	0.01
12/11/2014	10:29	102	102	89	0.04	0.04	0.13
13/11/2014	10:30	127	118	87	0.09	0.15	0.31
13/11/2014	11:20	132	124	95	0.27	0.39	0.42
13/11/2014	13:34	103	102	90	0.04	0.09	0.19
13/11/2014	20:18	102	102	87	0.00	0.01	0.02
14/11/2014	16:55	98	98	85	0.02	0.09	0.14
14/11/2014	17:10	109	110	99	0.18	0.17	0.48
14/11/2014	11:12	125	122	86	0.11	0.16	0.23
15/11/2014	08:57	99	99	86	0.03	0.03	0.07
15/11/2014	16:50	104	104	92	0.04	0.03	0.05
16/11/2014	08:31	105	105	93	0.04	0.08	0.20
17/11/2014	10:16	106	106	94	0.25	0.22	0.32
18/11/2014	17:05	106	106	95	0.08	0.11	0.12
18/11/2014	17:20	102	102	85	0.01	0.01	0.04
19/11/2014	07:14	105	105	90	0.05	0.07	0.10
19/11/2014	07:21	104	104	91	0.07	0.08	0.12
19/11/2014	17:19	106	106	92	0.05	0.07	0.12
19/11/2014	17:29	106	105	88	0.05	0.07	0.09
20/11/2014	07:13	108	108	97	0.13	0.20	0.43
20/11/2014	09:14	95	94	88	0.04	0.03	0.11
20/11/2014	16:47	104	104	92	0.59	1.00	1.86
20/11/2014	16:58	100	100	86	0.02	0.02	0.03
21/11/2014	07:08	101	101	86	0.02	0.02	0.06
21/11/2014	07:17	102	102	90	0.07	0.07	0.20
22/11/2014	20:58	100	100	87	0.01	0.01	0.01
23/11/2014	14:40	104	104	91	0.02	0.02	0.04
23/11/2014	14:48	106	106	94	0.02	0.03	0.04
23/11/2014	15:00	100	100	86	0.01	0.01	0.01
25/11/2014	07:17	101	101	88	0.03	0.08	0.12
25/11/2014	18:51	101	101	87	0.02	0.02	0.04
26/11/2014	09:57	100	100	85	0.01	0.01	0.02
26/11/2014	10:58	105	105	91	0.05	0.07	0.15
26/11/2014	16:17	102	102	93	0.16	0.28	0.63
27/11/2014	14:06	100	100	87	0.01	0.01	0.02
27/11/2014	15:19	106	106	93	0.06	0.15	0.17
29/11/2014	09:06	98	98	85	0.01	0.01	0.03

TABLE 4.2: PEN_OS2 LOCALLY TRIGGERED EVENTS

Date	Time	L _{Zpeak}	L _{Cpeak}	L _{Amax,F}	PPV X mms ⁻¹	PPV Y mms ⁻¹	PPV Z mms ⁻¹
29/11/2014	09:07	100	100	86	0.02	0.02	0.06
29/11/2014	09:28	102	102	87	0.01	0.01	0.03
29/11/2014	14:00	101	101	88	0.01	0.01	0.02
29/11/2014	14:07	105	105	93	0.28	0.16	0.44
29/11/2014	14:09	99	99	86	0.01	0.01	0.03
29/11/2014	14:41	105	105	85	0.01	0.02	0.02
29/11/2014	14:49	114	114	97	0.02	0.03	0.04
30/11/2014	16:32	105	105	93	0.14	0.20	0.62
01/12/2014	08:39	100	100	87	0.02	0.02	0.05
03/01/2015	12:54	147	146	119	0.00	0.00	0.00
18/01/2015	13:02	147	146	118	0.02	0.02	0.02
29/01/2015	09:21	146	147	120	0.37	0.51	0.06
30/01/2015	12:31	103	103	88	0.02	0.01	0.04
03/02/2015	08:04	101	101	87	0.01	0.01	0.02
03/02/2015	10:12	104	104	89	0.00	0.01	0.01
03/02/2015	14:52	101	101	85	0.02	0.02	0.04
03/02/2015	17:29	98	98	87	0.01	0.01	0.03
04/02/2015	17:07	106	106	92	0.21	0.47	1.40
05/02/2015	17:22	100	100	87	0.00	0.00	0.01
06/02/2015	09:22	106	106	93	0.04	0.03	0.04
06/02/2015	09:24	100	99	87	0.05	0.05	0.08
07/02/2015	08:37	99	99	85	0.01	0.01	0.02
07/02/2015	10:52	105	105	93	0.04	0.02	0.03
07/02/2015	10:55	103	103	88	0.03	0.07	0.07
08/02/2015	09:34	101	101	86	0.01	0.02	0.03
08/02/2015	09:52	104	104	91	0.03	0.04	0.06
09/02/2015	10:30	104	104	89	0.02	0.02	0.05
10/02/2015	15:48	97	97	85	0.02	0.04	0.08
10/02/2015	16:37	101	101	88	0.01	0.01	0.01
10/02/2015	16:39	105	105	90	0.03	0.03	0.10
10/02/2015	17:06	109	109	96	0.03	0.02	0.06
11/02/2015	13:51	101	101	88	0.03	0.02	0.03
12/02/2015	08:06	98	98	85	0.00	0.01	0.01
12/02/2015	14:00	100	100	85	0.00	0.00	0.01
13/02/2015	20:59	100	100	86	0.00	0.01	0.01
14/02/2015	15:05	105	105	90	0.02	0.01	0.03
14/02/2015	15:09	102	102	89	0.03	0.04	0.09
14/02/2015	16:50	107	107	93	0.06	0.02	0.06
15/02/2015	12:57	99	99	86	0.00	0.01	0.02
15/02/2015	13:05	103	103	88	0.01	0.01	0.03
15/02/2015	13:11	102	102	87	0.02	0.03	0.07
16/02/2015	11:32	105	105	91	0.01	0.03	0.02
17/02/2015	11:04	103	103	87	0.01	0.00	0.01
17/02/2015	11:06	98	98	85	0.02	0.02	0.03
17/02/2015	11:48	107	107	93	0.01	0.01	0.02
18/02/2015	13:17	109	109	98	0.02	0.01	0.04
18/02/2015	13:35	100	100	86	0.01	0.00	0.01
18/02/2015	14:15	103	103	90	0.01	0.02	0.02
18/02/2015	17:14	103	103	88	0.06	0.06	0.08
20/02/2015	16:12	100	100	87	0.12	0.10	0.15

TABLE 4.2 CTD: PEN_OS2 LOCALLY TRIGGERED EVENTS

Date	Time	L _{Zpeak}	L _{Cpeak}	L _{Amax,F}	PPV X mms ⁻¹	PPV Y mms ⁻¹	PPV Z mms ⁻¹
23/02/2015	09:53	99	99	87	0.05	0.03	0.08
24/02/2015	08:35	102	102	87	0.00	0.01	0.01
24/02/2015	08:38	105	105	91	0.04	0.03	0.04
25/02/2015	16:00	99	99	86	0.03	0.10	0.12
25/02/2015	16:05	100	100	87	0.03	0.02	0.06
26/02/2015	08:49	104	103	95	0.03	0.02	0.04
26/02/2015	15:59	101	101	87	0.02	0.03	0.07
27/02/2015	08:08	102	102	90	0.03	0.03	0.05
27/02/2015	08:31	101	101	87	0.03	0.02	0.04
27/02/2015	09:13	103	103	89	0.01	0.02	0.04
27/02/2015	12:32	101	101	86	0.00	0.01	0.01
27/02/2015	12:38	101	101	85	0.03	0.04	0.11
27/02/2015	13:38	104	104	91	0.03	0.03	0.05
28/02/2015	08:54	102	102	88	0.01	0.01	0.01
28/02/2015	09:03	100	100	85	0.02	0.01	0.03
28/02/2015	12:59	103	103	89	0.01	0.03	0.04
28/02/2015	13:43	102	102	88	0.01	0.01	0.03
28/02/2015	14:40	105	105	90	0.01	0.01	0.03
28/02/2015	14:49	103	103	88	0.01	0.02	0.04
28/02/2015	14:59	109	109	97	0.02	0.01	0.03
28/02/2015	15:07	104	104	90	0.01	0.01	0.02
02/03/2015	13:50	101	100	86	0.01	0.01	0.02
03/03/2015	12:56	103	103	87	0.01	0.01	0.01
03/03/2015	14:33	101	101	87	0.01	0.01	0.02
04/03/2015	07:52	103	103	88	0.01	0.02	0.02
04/03/2015	07:55	101	100	85	0.03	0.03	0.06
04/03/2015	09:11	99	99	88	0.14	0.11	0.33
04/03/2015	09:17	101	101	87	0.00	0.00	0.01
04/03/2015	17:41	103	103	90	0.01	0.01	0.02
04/03/2015	17:45	100	100	85	0.01	0.01	0.02
04/03/2015	17:57	99	98	85	0.03	0.04	0.10
04/03/2015	22:05	101	101	85	0.01	0.00	0.01
05/03/2015	17:17	102	102	90	0.06	0.07	0.08
06/03/2015	07:13	97	97	85	0.00	0.01	0.01
07/03/2015	13:16	100	100	86	0.01	0.01	0.02
07/03/2015	13:46	100	100	86	0.02	0.03	0.06
07/03/2015	13:48	98	98	85	0.01	0.01	0.02
08/03/2015	15:59	107	107	93	0.01	0.01	0.02
08/03/2015	16:21	101	101	87	0.01	0.01	0.01
08/03/2015	16:30	100	100	87	0.00	0.00	0.01
08/03/2015	16:32	101	101	86	0.01	0.00	0.01
08/03/2015	16:35	101	101	87	0.00	0.01	0.02
08/03/2015	16:36	100	100	85	0.00	0.00	0.01
08/03/2015	16:46	101	101	86	0.02	0.04	0.04
10/03/2015	12:24	102	102	88	0.02	0.02	0.03
10/03/2015	14:07	98	98	85	0.02	0.02	0.04
10/03/2015	14:29	102	102	86	0.01	0.01	0.02
10/03/2015	16:51	109	109	95	0.01	0.02	0.04
10/03/2015	16:54	105	105	91	0.02	0.02	0.05

TABLE 4.2 CTD: PEN_OS2 LOCALLY TRIGGERED EVENTS

Date	Time	L _{Zpeak}	L _{Cpeak}	L _{Amax,F}	PPV X mms ⁻¹	PPV Y mms ⁻¹	PPV Z mms ⁻¹
10/03/2015	17:10	105	105	92	0.02	0.02	0.05
12/03/2015	08:10	100	100	88	0.01	0.01	0.03
12/03/2015	16:09	101	101	90	0.02	0.02	0.04
14/03/2015	20:13	100	100	85	0.00	0.00	0.01
15/03/2015	18:40	101	100	88	0.02	0.02	0.05
15/03/2015	18:54	99	99	87	0.03	0.03	0.07
16/03/2015	06:20	103	103	91	0.03	0.02	0.05
16/03/2015	16:56	104	104	89	0.02	0.02	0.03
16/03/2015	17:01	102	102	88	0.01	0.01	0.02
16/03/2015	17:04	100	99	86	0.01	0.01	0.01
16/03/2015	18:39	101	101	89	0.03	0.10	0.12
17/03/2015	18:42	101	101	88	0.05	0.09	0.10
17/03/2015	18:44	100	99	88	0.03	0.03	0.05
18/03/2015	06:42	102	102	88	0.01	0.01	0.01
18/03/2015	18:55	102	102	88	0.00	0.00	0.01
18/03/2015	19:02	99	99	85	0.00	0.00	0.01
18/03/2015	19:05	103	103	87	0.00	0.00	0.01
18/03/2015	19:15	101	101	87	0.00	0.00	0.01
18/03/2015	19:50	100	100	86	0.00	0.00	0.01
19/03/2015	06:21	104	104	89	0.00	0.00	0.01
19/03/2015	06:46	101	101	87	0.00	0.01	0.01
19/03/2015	19:37	103	103	91	0.02	0.06	0.12
20/03/2015	06:20	104	104	90	0.02	0.02	0.04
20/03/2015	06:22	100	100	92	0.02	0.01	0.03
20/03/2015	19:37	101	101	91	0.02	0.06	0.06
21/03/2015	08:10	102	102	88	0.06	0.06	0.05
21/03/2015	14:40	102	102	88	0.03	0.02	0.08
21/03/2015	16:54	104	104	89	0.01	0.02	0.03
21/03/2015	16:58	100	100	86	0.01	0.00	0.01
22/03/2015	07:38	97	97	86	0.02	0.03	0.04
22/03/2015	18:42	98	98	85	0.01	0.01	0.02
22/03/2015	18:44	100	100	87	0.01	0.01	0.02
22/03/2015	19:00	101	101	87	0.00	0.00	0.01
23/03/2015	06:16	102	101	86	0.03	0.02	0.09
23/03/2015	07:05	105	105	91	0.03	0.03	0.06
23/03/2015	18:49	98	98	86	0.01	0.01	0.04
23/03/2015	18:54	102	102	87	0.00	0.00	0.01
23/03/2015	19:29	102	102	88	0.00	0.00	0.01
23/03/2015	19:40	101	101	88	0.04	0.04	0.06
24/03/2015	06:06	106	106	91	0.04	0.03	0.05
24/03/2015	06:17	101	101	87	0.00	0.01	0.02
25/03/2015	06:24	102	102	86	0.00	0.00	0.01
25/03/2015	17:58	100	100	86	0.01	0.01	0.02
25/03/2015	18:16	101	101	87	0.01	0.01	0.03
25/03/2015	18:26	101	101	86	0.00	0.00	0.01
25/03/2015	18:35	99	99	86	0.02	0.01	0.03
25/03/2015	18:59	101	101	87	0.02	0.02	0.07
25/03/2015	19:08	102	102	86	0.00	0.00	0.01

TABLE 4.2 CTD: PEN_OS2 LOCALLY TRIGGERED EVENTS

Date	Time	L _{Zpeak}	L _{Cpeak}	L _{Amax,F}	PPV X mms ⁻¹	PPV Y mms ⁻¹	PPV Z mms ⁻¹
25/03/2015	19:10	104	104	88	0.00	0.00	0.01
25/03/2015	19:18	101	100	86	0.00	0.00	0.01
25/03/2015	19:26	103	103	87	0.00	0.00	0.01
25/03/2015	19:49	100	100	86	0.00	0.00	0.01
25/03/2015	19:57	101	101	89	0.04	0.02	0.05
26/03/2015	06:15	104	104	91	0.03	0.02	0.03
26/03/2015	06:28	103	103	89	0.01	0.01	0.02
26/03/2015	15:26	105	105	89	0.02	0.02	0.04
26/03/2015	17:38	100	100	86	0.02	0.01	0.02
26/03/2015	17:48	104	104	91	0.04	0.03	0.04
27/03/2015	06:13	102	102	89	0.03	0.05	0.06
27/03/2015	18:53	100	100	86	0.11	0.10	0.09
28/03/2015	20:52	103	100	86	0.01	0.01	0.01
29/03/2015	09:56	111	102	86	0.03	0.04	0.07
30/03/2015	06:27	99	99	87	0.04	0.04	0.06
31/03/2015	17:55	103	103	88	0.01	0.01	0.03
31/03/2015	18:14	105	100	88	0.00	0.01	0.01
31/03/2015	18:50	104	104	91	0.01	0.01	0.02
01/04/2015	17:12	101	100	87	0.01	0.01	0.04
01/04/2015	19:06	101	101	88	0.04	0.03	0.04
03/04/2015	10:12	100	100	86	0.03	0.02	0.04
03/04/2015	11:04	104	103	89	0.01	0.01	0.02
03/04/2015	11:06	102	102	89	0.02	0.02	0.04
03/04/2015	11:09	103	103	89	0.01	0.01	0.02
03/04/2015	18:03	102	102	86	0.02	0.02	0.03
03/04/2015	18:08	101	101	86	0.00	0.00	0.01
04/04/2015	08:36	102	102	87	0.00	0.00	0.01
04/04/2015	08:42	99	99	86	0.00	0.01	0.01
04/04/2015	08:50	102	102	87	0.02	0.02	0.05
04/04/2015	08:52	100	99	87	0.06	0.05	0.21
04/04/2015	09:01	100	100	86	0.00	0.00	0.01
04/04/2015	09:15	98	98	86	0.00	0.00	0.01
04/04/2015	10:53	104	104	90	0.01	0.01	0.03
04/04/2015	10:54	102	102	88	0.01	0.00	0.01
04/04/2015	11:15	98	98	85	0.00	0.00	0.01
04/04/2015	16:08	107	106	87	0.02	0.02	0.05
04/04/2015	16:12	106	106	86	0.01	0.02	0.03
04/04/2015	16:13	108	108	89	0.02	0.02	0.06
04/04/2015	16:16	105	106	86	0.02	0.03	0.05
04/04/2015	16:17	106	105	88	0.01	0.02	0.03
04/04/2015	16:19	106	106	85	0.02	0.02	0.04
04/04/2015	16:21	108	109	90	0.02	0.02	0.06
04/04/2015	16:25	108	108	87	0.02	0.01	0.03
04/04/2015	16:26	102	102	85	0.01	0.01	0.01
04/04/2015	16:28	105	106	86	0.01	0.02	0.03
04/04/2015	16:45	98	97	86	0.03	0.02	0.07
05/04/2015	07:35	99	99	86	0.00	0.01	0.02
05/04/2015	07:37	103	103	88	0.00	0.00	0.01
05/04/2015	09:15	102	102	87	0.01	0.01	0.02

TABLE 4.2 CTD: PEN_OS2 LOCALLY TRIGGERED EVENTS

Date	Time	L _{Zpeak}	L _{Cpeak}	L _{Amax,F}	PPV X mms ⁻¹	PPV Y mms ⁻¹	PPV Z mms ⁻¹
05/04/2015	09:18	101	101	87	0.00	0.00	0.01
05/04/2015	09:23	101	101	86	0.00	0.00	0.01
05/04/2015	09:38	101	101	86	0.01	0.02	0.02
05/04/2015	09:54	101	101	85	0.01	0.01	0.03
05/04/2015	10:31	100	100	86	0.02	0.02	0.04
05/04/2015	12:10	100	100	88	0.00	0.00	0.01
05/04/2015	14:02	100	100	87	0.01	0.01	0.03
05/04/2015	14:05	101	101	87	0.00	0.01	0.01
05/04/2015	14:08	100	100	85	0.03	0.04	0.03
05/04/2015	14:10	103	103	89	0.01	0.01	0.02
05/04/2015	14:12	98	98	85	0.47	0.10	0.48
05/04/2015	14:18	101	101	88	0.01	0.02	0.03
05/04/2015	14:37	100	100	87	0.01	0.01	0.02
05/04/2015	14:43	102	102	89	0.02	0.02	0.04
05/04/2015	14:49	97	97	87	0.02	0.02	0.07
05/04/2015	15:00	106	104	85	0.01	0.01	0.02
05/04/2015	15:19	104	104	89	0.00	0.01	0.01
05/04/2015	15:39	104	104	88	0.00	0.01	0.02
05/04/2015	15:46	104	104	90	0.14	0.35	0.74
05/04/2015	15:55	107	107	94	0.01	0.01	0.01
05/04/2015	16:19	108	108	93	0.01	0.02	0.03
05/04/2015	16:20	106	106	97	0.01	0.01	0.03
05/04/2015	16:22	104	104	92	0.02	0.02	0.04
05/04/2015	16:29	102	102	88	0.00	0.00	0.01
05/04/2015	16:40	103	103	89	0.01	0.01	0.02
06/04/2015	08:08	99	100	85	0.00	0.00	0.01
06/04/2015	08:20	102	102	87	0.00	0.00	0.01
06/04/2015	08:39	101	101	86	0.02	0.01	0.04
06/04/2015	09:37	98	98	86	0.02	0.02	0.05
06/04/2015	09:40	103	103	90	0.01	0.01	0.03
06/04/2015	09:44	100	100	86	0.01	0.02	0.03
06/04/2015	09:47	100	100	86	0.00	0.00	0.01
06/04/2015	09:53	100	100	87	0.02	0.02	0.07
06/04/2015	09:54	102	102	87	0.01	0.01	0.02
06/04/2015	09:56	103	103	88	0.00	0.00	0.01
06/04/2015	10:08	103	103	87	0.01	0.00	0.01
06/04/2015	10:19	101	101	88	0.01	0.02	0.03
06/04/2015	10:27	103	103	87	0.04	0.02	0.11
06/04/2015	10:33	100	100	86	0.01	0.00	0.01
06/04/2015	10:37	100	100	87	0.00	0.00	0.01
06/04/2015	10:41	99	99	86	0.03	0.03	0.05
06/04/2015	10:44	102	102	89	0.02	0.02	0.05
06/04/2015	10:45	101	101	88	0.07	0.04	0.07
06/04/2015	13:41	104	105	90	0.01	0.01	0.02
06/04/2015	14:19	101	101	88	0.01	0.01	0.02
06/04/2015	14:25	105	105	92	0.00	0.00	0.01
06/04/2015	14:30	102	102	89	0.01	0.01	0.03
06/04/2015	14:47	101	101	87	0.01	0.01	0.01
06/04/2015	15:40	106	105	92	0.01	0.01	0.04
06/04/2015	18:31	101	101	86	0.01	0.02	0.05

TABLE 4.2 CTD: PEN_OS2 LOCALLY TRIGGERED EVENTS

Date	Time	L _{Zpeak}	L _{Cpeak}	L _{Amax,F}	PPV X mms ⁻¹	PPV Y mms ⁻¹	PPV Z mms ⁻¹
06/04/2015	19:12	100	100	86	0.00	0.00	0.01
07/04/2015	09:19	99	99	85	0.02	0.02	0.05
07/04/2015	10:45	102	102	88	0.01	0.01	0.02
07/04/2015	16:14	99	99	91	0.02	0.02	0.03
07/04/2015	16:19	103	103	90	0.02	0.02	0.03
07/04/2015	16:23	103	103	92	0.02	0.02	0.05
07/04/2015	17:32	100	100	87	0.04	0.04	0.04
07/04/2015	17:35	104	103	89	0.00	0.00	0.01
07/04/2015	17:38	99	99	86	0.03	0.02	0.10
07/04/2015	18:54	102	102	88	0.00	0.00	0.01
08/04/2015	17:16	101	101	87	0.01	0.01	0.03
08/04/2015	17:22	104	104	91	0.01	0.01	0.02
08/04/2015	17:26	101	101	90	0.00	0.00	0.01
08/04/2015	17:34	100	100	86	0.02	0.02	0.04
08/04/2015	18:15	99	99	85	0.03	0.02	0.08
08/04/2015	18:22	105	105	90	0.04	0.06	0.11
08/04/2015	18:41	106	106	91	0.01	0.02	0.03
08/04/2015	18:46	100	100	87	0.01	0.01	0.03
08/04/2015	18:53	100	100	86	0.01	0.01	0.02
09/04/2015	11:15	98	99	85	0.01	0.02	0.03
09/04/2015	11:18	102	102	88	0.02	0.01	0.03
09/04/2015	16:21	99	99	87	0.01	0.01	0.04
09/04/2015	16:48	105	105	90	0.01	0.01	0.03
09/04/2015	17:12	109	109	94	0.02	0.02	0.04
09/04/2015	18:02	102	102	89	0.00	0.00	0.01
09/04/2015	18:23	105	105	91	0.01	0.01	0.02
10/04/2015	08:48	99	99	86	0.01	0.01	0.02
11/04/2015	08:59	100	100	85	0.01	0.01	0.01
11/04/2015	10:19	102	102	87	0.00	0.01	0.01
11/04/2015	11:04	103	103	91	0.02	0.01	0.04
11/04/2015	12:29	100	100	88	0.01	0.01	0.06
11/04/2015	12:31	106	106	93	0.01	0.01	0.02
11/04/2015	13:03	103	103	94	0.01	0.01	0.02
11/04/2015	13:22	102	101	88	0.00	0.01	0.02
11/04/2015	14:29	102	102	87	0.00	0.00	0.01
11/04/2015	14:55	101	101	87	0.02	0.02	0.04
12/04/2015	07:01	103	103	91	0.00	0.01	0.01
12/04/2015	07:05	99	99	85	0.01	0.01	0.03
13/04/2015	17:05	101	101	87	0.00	0.00	0.01
14/04/2015	08:25	103	103	87	0.02	0.02	0.07
14/04/2015	15:53	107	108	91	0.02	0.02	0.05
14/04/2015	15:55	106	107	91	0.02	0.01	0.02
14/04/2015	15:57	107	106	90	0.03	0.02	0.06
14/04/2015	15:58	106	107	91	0.02	0.01	0.03
14/04/2015	16:01	106	106	90	0.03	0.02	0.05
14/04/2015	16:05	108	107	90	0.03	0.03	0.08
14/04/2015	20:12	101	101	87	0.03	0.02	0.04
15/04/2015	09:45	99	99	85	0.03	0.02	0.06

TABLE 4.2 CTD: PEN_OS2 LOCALLY TRIGGERED EVENTS

Date	Time	L _{Zpeak}	L _{Cpeak}	L _{Amax,F}	PPV X mms ⁻¹	PPV Y mms ⁻¹	PPV Z mms ⁻¹
16/04/2015	10:32	110	110	96	0.03	0.01	0.02
16/04/2015	10:34	104	104	89	0.01	0.00	0.01
16/04/2015	10:56	105	105	93	0.02	0.03	0.03
17/04/2015	11:32	105	105	89	0.02	0.03	0.06
17/04/2015	11:55	103	103	88	0.02	0.02	0.03
17/04/2015	16:57	105	105	91	0.03	0.01	0.02
17/04/2015	17:01	99	99	86	0.03	0.03	0.07
17/04/2015	17:13	101	101	88	0.03	0.02	0.06
17/04/2015	17:18	100	100	86	0.00	0.00	0.01
17/04/2015	17:38	101	101	86	0.02	0.02	0.04
17/04/2015	18:22	101	101	87	0.01	0.01	0.03
17/04/2015	19:27	103	103	89	0.01	0.02	0.03
18/04/2015	08:28	99	99	85	0.00	0.00	0.01
18/04/2015	09:37	98	98	86	0.01	0.01	0.03
18/04/2015	09:43	101	101	87	0.01	0.01	0.03
18/04/2015	09:44	100	100	86	0.01	0.01	0.02
18/04/2015	10:05	107	102	87	0.01	0.01	0.03
18/04/2015	10:06	106	106	91	0.02	0.02	0.03
18/04/2015	10:27	102	102	89	0.01	0.01	0.02
18/04/2015	14:57	100	100	86	0.00	0.00	0.01
18/04/2015	15:05	100	100	86	0.02	0.02	0.07
18/04/2015	17:07	102	102	87	0.00	0.00	0.01
18/04/2015	17:17	99	99	88	0.00	0.00	0.01
18/04/2015	17:19	100	100	91	0.01	0.01	0.02
18/04/2015	17:22	102	102	92	0.02	0.03	0.05
18/04/2015	17:29	101	101	86	0.01	0.01	0.02
18/04/2015	18:07	100	101	86	0.01	0.01	0.02
19/04/2015	09:13	102	102	88	0.01	0.01	0.03
19/04/2015	10:54	104	104	87	0.01	0.01	0.02
19/04/2015	11:53	103	102	87	0.03	0.02	0.07
19/04/2015	11:57	101	101	87	0.01	0.01	0.02
19/04/2015	12:13	103	103	89	0.01	0.01	0.01
19/04/2015	13:55	100	100	87	0.02	0.02	0.06
19/04/2015	14:10	104	104	92	0.08	0.07	0.09
19/04/2015	14:13	105	105	92	0.01	0.01	0.01
19/04/2015	14:17	104	104	92	0.01	0.01	0.02
19/04/2015	14:35	101	101	89	0.01	0.01	0.03
19/04/2015	15:58	102	102	91	0.01	0.01	0.03
19/04/2015	16:00	107	106	94	0.01	0.01	0.02
19/04/2015	16:07	102	100	86	0.05	0.02	0.05
19/04/2015	16:28	106	106	91	0.01	0.01	0.03
20/04/2015	12:24	102	102	88	0.06	0.04	0.09
20/04/2015	12:32	104	104	89	0.01	0.02	0.05
20/04/2015	12:53	98	98	87	0.02	0.02	0.04
20/04/2015	13:41	105	105	88	0.00	0.01	0.02
20/04/2015	14:25	108	108	93	0.01	0.01	0.02
20/04/2015	15:20	100	100	87	0.02	0.02	0.05
20/04/2015	15:24	101	101	86	0.01	0.02	0.03
20/04/2015	16:35	102	102	91	0.00	0.00	0.01
20/04/2015	16:45	101	101	88	0.01	0.01	0.03

TABLE 4.2 CTD: PEN_OS2 LOCALLY TRIGGERED EVENTS

Date	Time	L _{Zpeak}	L _{Cpeak}	L _{Amax,F}	PPV X mms ⁻¹	PPV Y mms ⁻¹	PPV Z mms ⁻¹
20/04/2015	17:56	103	103	89	0.02	0.01	0.03
20/04/2015	17:59	100	100	86	0.01	0.01	0.01
20/04/2015	18:01	101	101	86	0.02	0.01	0.03
20/04/2015	18:04	99	99	88	0.01	0.01	0.01
20/04/2015	18:09	102	102	87	0.02	0.02	0.05
20/04/2015	18:21	100	100	86	0.00	0.00	0.01
21/04/2015	09:17	102	102	89	0.16	0.12	0.50
21/04/2015	10:26	99	99	86	0.10	0.06	0.11
21/04/2015	12:22	107	107	93	0.03	0.04	0.05
21/04/2015	14:00	98	98	86	0.01	0.01	0.03
21/04/2015	14:07	105	105	90	0.02	0.01	0.05
22/04/2015	09:07	104	104	88	0.00	0.00	0.01
22/04/2015	09:12	99	99	87	0.03	0.01	0.02
22/04/2015	09:16	103	103	89	0.00	0.00	0.01
22/04/2015	17:36	106	106	93	0.00	0.00	0.01
22/04/2015	18:20	104	104	90	0.04	0.03	0.05
22/04/2015	18:35	100	100	87	0.01	0.01	0.03
22/04/2015	21:03	101	101	87	0.00	0.00	0.01
23/04/2015	08:31	100	100	87	0.02	0.01	0.03
23/04/2015	16:52	98	98	86	0.03	0.03	0.07
23/04/2015	16:55	106	106	93	0.01	0.02	0.03
24/04/2015	14:23	102	102	88	0.01	0.02	0.02
24/04/2015	17:31	101	101	86	0.01	0.01	0.01
24/04/2015	17:52	102	102	87	0.01	0.01	0.01
25/04/2015	12:08	100	100	86	0.03	0.02	0.04
25/04/2015	12:10	100	100	86	0.02	0.01	0.03
25/04/2015	12:12	103	103	88	0.02	0.02	0.05
26/04/2015	08:45	101	102	87	0.02	0.02	0.03
26/04/2015	11:43	104	104	90	0.02	0.02	0.04
26/04/2015	12:06	101	101	90	0.01	0.01	0.02
26/04/2015	12:34	102	102	89	0.02	0.01	0.03
26/04/2015	12:50	107	107	92	0.01	0.02	0.04
26/04/2015	12:53	99	99	85	0.01	0.01	0.01
26/04/2015	13:51	102	102	89	0.00	0.01	0.01
26/04/2015	13:59	105	105	91	0.01	0.01	0.04
26/04/2015	14:19	106	106	94	0.03	0.01	0.03
26/04/2015	14:25	104	104	91	0.00	0.00	0.01
26/04/2015	14:29	107	107	91	0.02	0.02	0.03
26/04/2015	14:50	100	100	87	0.03	0.04	0.05
26/04/2015	14:51	104	104	93	0.02	0.03	0.07
26/04/2015	14:53	96	96	88	0.01	0.01	0.02
26/04/2015	15:00	105	105	91	0.01	0.02	0.04
26/04/2015	15:08	100	100	89	0.04	0.16	0.56
26/04/2015	15:09	104	104	92	0.03	0.07	0.23
26/04/2015	17:59	99	99	86	0.04	0.06	0.14
29/04/2015	08:08	110	109	102	0.00	0.00	0.00
29/04/2015	11:32	99	98	86	0.00	0.00	0.01
29/04/2015	18:22	100	100	85	0.01	0.01	0.02
30/04/2015	18:42	99	99	87	0.03	0.02	0.05

TABLE 4.2 CTD: PEN_OS2 LOCALLY TRIGGERED EVENTS

Date	Time	L _{Zpeak}	L _{Cpeak}	L _{Amax,F}	PPV X mms ⁻¹	PPV Y mms ⁻¹	PPV Z mms ⁻¹
03/11/2014	18:33	99	99	87	0.03	0.02	0.03
05/11/2014	18:11	102	102	90	0.07	0.07	0.07
05/11/2014	18:14	102	102	91	0.06	0.05	0.06
11/11/2014	16:59	104	104	94	0.02	0.01	0.02
11/11/2014	17:04	104	102	90	0.04	0.05	0.06
12/11/2014	13:35	128	122	86	0.11	0.18	0.19
12/11/2014	14:02	103	103	89	0.12	0.14	0.08
12/11/2014	14:07	131	123	89	0.11	0.16	0.26
13/11/2014	10:30	127	120	88	0.13	0.18	0.21
13/11/2014	11:26	133	125	94	0.27	0.32	0.54
14/11/2014	11:13	130	121	86	0.10	0.18	0.20
14/11/2014	16:39	99	99	89	0.05	0.04	0.05
15/11/2014	13:48	103	103	90	0.07	0.06	0.06
16/11/2014	10:48	103	103	89	0.06	0.05	0.06
18/11/2014	15:42	104	104	88	0.11	0.09	0.12
20/11/2014	15:29	102	102	90	0.13	0.12	0.13
20/11/2014	15:45	102	102	89	0.10	0.09	0.10
20/11/2014	16:00	102	102	90	0.10	0.09	0.10
27/11/2014	21:26	104	104	94	0.08	0.07	0.08
04/12/2014	21:56	107	107	97	0.10	0.08	0.09
04/12/2014	22:06	102	102	90	0.10	0.08	0.09
05/12/2014	12:08	107	107	93	0.07	0.06	0.07
11/12/2014	00:25	104	103	92	0.09	0.08	0.09
11/12/2014	16:50	107	106	92	0.05	0.05	0.05
12/12/2014	17:47	104	104	92	0.04	0.05	0.05
12/12/2014	17:49	101	101	91	0.04	0.03	0.04
12/12/2014	17:51	102	102	91	0.04	0.03	0.04
12/12/2014	17:53	103	103	91	0.07	0.07	0.07
12/12/2014	23:09	103	103	92	0.05	0.05	0.05
12/12/2014	23:12	107	107	97	0.06	0.06	0.06
14/12/2014	21:40	106	106	91	0.02	0.02	0.03
14/12/2014	21:43	102	102	91	0.02	0.02	0.03
14/12/2014	21:45	106	106	92	0.03	0.03	0.04
14/12/2014	21:49	105	105	95	0.03	0.03	0.04
15/12/2014	22:01	107	107	95	0.03	0.03	0.03
17/12/2014	23:07	105	104	91	0.03	0.02	0.03
29/12/2014	12:22	109	109	98	0.05	0.04	0.05
31/12/2014	21:45	118	117	91	0.07	0.08	0.11
04/12/2014	21:56	107	107	97	0.10	0.08	0.09
04/12/2014	22:06	102	102	90	0.10	0.08	0.09
05/12/2014	12:08	107	107	93	0.07	0.06	0.07
11/12/2014	00:25	104	103	92	0.09	0.08	0.09
11/12/2014	16:50	107	106	92	0.05	0.05	0.05
12/12/2014	17:47	104	104	92	0.04	0.05	0.05
12/12/2014	17:49	101	101	91	0.04	0.03	0.04
12/12/2014	17:51	102	102	91	0.04	0.03	0.04
12/12/2014	17:53	103	103	91	0.07	0.07	0.07

TABLE 4.3: PEN_OS3 LOCALLY TRIGGERED EVENTS

Date	Time	L _{Zpeak}	L _{Cpeak}	L _{Amax,F}	PPV X mms ⁻¹	PPV Y mms ⁻¹	PPV Z mms ⁻¹
12/12/2014	23:09	103	103	92	0.05	0.05	0.05
12/12/2014	23:12	107	107	97	0.06	0.06	0.06
14/12/2014	21:40	106	106	91	0.02	0.02	0.03
14/12/2014	21:43	102	102	91	0.02	0.02	0.03
14/12/2014	21:45	106	106	92	0.03	0.03	0.04
14/12/2014	21:49	105	105	95	0.03	0.03	0.04
15/12/2014	22:01	107	107	95	0.03	0.03	0.03
17/12/2014	23:07	105	104	91	0.03	0.02	0.03
29/12/2014	12:22	109	109	98	0.05	0.04	0.05
31/12/2014	21:45	118	117	91	0.07	0.08	0.11
02/01/2015	19:08	105	105	91	0.06	0.05	0.06
14/01/2015	18:18	108	107	86	0.10	0.15	0.09
16/01/2015	13:40	105	105	91	0.04	0.04	0.04
17/01/2015	10:05	102	102	94	0.02	0.02	0.02
22/01/2015	10:44	104	104	91	0.04	0.04	0.04
25/01/2015	19:03	103	103	90	0.04	0.04	0.05
26/01/2015	13:56	102	102	91	0.05	0.09	0.08
28/01/2015	14:55	103	103	91	0.06	0.06	0.07
29/01/2015	15:46	148	149	122	0.07	0.08	0.08
29/01/2015	15:50	107	102	93	0.03	0.03	0.03
29/01/2015	15:51	111	106	93	0.04	0.04	0.04
29/01/2015	15:52	109	107	93	0.04	0.04	0.04
29/01/2015	15:54	115	107	93	0.04	0.04	0.04
29/01/2015	15:55	120	116	85	0.04	0.04	0.06
30/01/2015	14:53	101	100	90	0.05	0.05	0.06
04/02/2015	15:47	107	106	87	0.11	0.12	0.09
06/02/2015	13:13	99	99	85	0.06	0.05	0.06
06/02/2015	14:24	98	98	85	0.06	0.06	0.06
06/02/2015	16:23	100	100	85	0.06	0.05	0.06
08/02/2015	15:12	94	93	86	0.07	0.06	0.07
08/02/2015	15:53	97	96	88	0.07	0.06	0.07
09/02/2015	15:31	102	102	88	0.10	0.08	0.10
09/02/2015	15:37	105	106	92	0.12	0.11	0.13
11/02/2015	02:57	99	99	87	0.16	0.12	0.12
11/02/2015	16:32	107	106	85	0.17	0.17	0.14
12/02/2015	11:43	98	98	86	0.11	0.12	0.14
12/02/2015	15:04	104	104	91	0.17	0.15	0.15
13/02/2015	09:37	107	106	86	0.11	0.12	0.08
15/02/2015	14:21	98	98	85	0.05	0.04	0.05
16/02/2015	15:13	101	101	86	0.04	0.03	0.04
16/02/2015	15:28	104	104	90	0.11	0.39	0.38
16/02/2015	16:15	100	100	86	0.06	0.06	0.06
16/02/2015	16:22	105	103	86	0.09	0.09	0.10
17/02/2015	11:03	102	102	89	0.04	0.04	0.04
17/02/2015	15:17	97	97	85	0.05	0.05	0.05
17/02/2015	19:09	100	100	87	0.06	0.05	0.06
17/02/2015	19:22	104	102	85	0.11	0.12	0.11
21/02/2015	09:11	106	105	89	0.06	0.06	0.06
24/02/2015	10:34	118	116	85	0.13	0.11	0.12

TABLE 4.3 CTD: PEN_OS3 LOCALLY TRIGGERED EVENTS

Date	Time	L _{Zpeak}	L _{Cpeak}	L _{Amax,F}	PPV X mms ⁻¹	PPV Y mms ⁻¹	PPV Z mms ⁻¹
24/02/2015	10:51	118	115	88	0.14	0.12	0.13
24/02/2015	10:53	120	117	87	0.26	0.24	0.18
24/02/2015	10:55	117	115	86	0.14	0.11	0.13
24/02/2015	10:57	117	116	86	0.13	0.11	0.13
24/02/2015	11:06	119	116	89	0.14	0.12	0.13
24/02/2015	11:08	119	117	88	0.14	0.12	0.13
24/02/2015	11:12	118	116	87	0.14	0.12	0.13
24/02/2015	11:14	118	116	86	0.13	0.11	0.13
24/02/2015	11:16	121	119	87	0.14	0.12	0.13
24/02/2015	11:19	118	116	86	0.34	0.27	0.30
24/02/2015	11:21	118	116	88	0.13	0.11	0.13
24/02/2015	11:32	114	112	85	0.13	0.11	0.13
24/02/2015	11:33	115	114	86	0.13	0.11	0.13
24/02/2015	11:34	116	113	86	0.13	0.11	0.12
24/02/2015	11:40	118	115	88	0.13	0.11	0.12
24/02/2015	11:42	119	116	86	0.13	0.11	0.13
24/02/2015	11:45	120	117	87	0.13	0.11	0.13
24/02/2015	11:52	117	114	86	0.14	0.12	0.13
24/02/2015	11:56	114	112	85	0.14	0.12	0.13
24/02/2015	11:58	121	119	89	0.14	0.12	0.13
24/02/2015	12:03	119	117	87	0.13	0.11	0.13
24/02/2015	12:06	119	116	87	0.14	0.12	0.13
24/02/2015	12:08	117	115	86	0.14	0.12	0.13
24/02/2015	12:13	120	118	87	0.14	0.12	0.14
24/02/2015	12:17	120	117	86	0.14	0.12	0.14
24/02/2015	12:24	118	116	87	0.15	0.12	0.14
24/02/2015	12:29	119	117	90	0.15	0.12	0.14
24/02/2015	12:32	119	115	89	0.16	0.13	0.14
24/02/2015	12:34	117	116	85	0.16	0.13	0.15
24/02/2015	12:36	122	119	89	0.15	0.12	0.14
24/02/2015	12:39	121	119	88	0.15	0.12	0.14
24/02/2015	12:59	117	115	85	0.15	0.13	0.14
24/02/2015	13:06	117	115	86	0.16	0.13	0.15
24/02/2015	13:07	121	119	89	0.15	0.13	0.14
24/02/2015	13:20	120	118	89	0.15	0.12	0.14
24/02/2015	13:23	117	115	86	0.15	0.12	0.14
24/02/2015	13:25	120	117	89	0.15	0.13	0.14
24/02/2015	13:28	115	113	86	0.15	0.13	0.15
24/02/2015	13:36	117	114	87	0.15	0.13	0.15
24/02/2015	13:40	118	116	87	0.15	0.13	0.14
24/02/2015	13:44	120	118	89	0.15	0.13	0.14
24/02/2015	13:45	124	121	89	0.15	0.13	0.15
24/02/2015	13:59	102	101	88	2.39	5.71	4.62
24/02/2015	14:03	125	122	90	0.17	0.14	0.16
24/02/2015	14:05	120	117	87	0.16	0.14	0.16
24/02/2015	14:10	119	117	87	0.16	0.14	0.16
24/02/2015	14:11	118	116	88	0.16	0.13	0.15
24/02/2015	14:14	120	118	88	0.16	0.13	0.15
24/02/2015	14:16	121	119	91	0.16	0.13	0.15

TABLE 4.3 CTD: PEN_OS3 LOCALLY TRIGGERED EVENTS

Date	Time	L _{Zpeak}	L _{Cpeak}	L _{Amax,F}	PPV X mms ⁻¹	PPV Y mms ⁻¹	PPV Z mms ⁻¹
24/02/2015	14:17	118	115	87	0.16	0.13	0.15
24/02/2015	14:23	118	115	88	0.16	0.14	0.16
24/02/2015	14:25	118	115	87	0.16	0.14	0.16
24/02/2015	14:27	119	117	87	0.16	0.14	0.16
24/02/2015	14:39	122	119	90	0.16	0.14	0.16
24/02/2015	14:44	122	120	90	0.17	0.14	0.16
24/02/2015	16:04	120	117	86	0.16	0.14	0.15
26/02/2015	18:51	106	104	85	0.12	0.14	0.11
27/02/2015	12:30	104	104	92	0.05	0.04	0.05
27/02/2015	18:14	105	104	86	0.11	0.12	0.10
28/02/2015	13:18	108	108	88	0.35	0.60	0.62
03/03/2015	14:37	104	103	88	0.09	0.08	0.09
03/03/2015	15:39	103	102	89	0.10	0.11	0.13
03/03/2015	16:49	105	104	85	0.15	0.15	0.15
04/03/2015	12:29	116	113	86	0.12	0.10	0.11
04/03/2015	17:09	101	100	87	0.45	0.29	0.22
08/03/2015	13:04	102	100	92	0.04	0.04	0.04
10/03/2015	11:23	101	101	87	0.04	0.03	0.04
10/03/2015	18:46	107	106	87	0.12	0.12	0.10
11/03/2015	15:24	108	108	87	0.10	0.11	0.08
15/03/2015	10:47	102	102	88	0.05	0.04	0.04
15/03/2015	10:49	102	102	88	0.05	0.04	0.05
15/03/2015	11:00	100	100	85	0.05	0.04	0.04
16/03/2015	13:02	103	103	90	0.05	0.04	0.05
16/03/2015	16:15	105	105	89	0.07	0.07	0.09
17/03/2015	15:37	99	99	85	0.05	0.05	0.05
17/03/2015	16:44	101	101	87	0.11	0.07	0.07
17/03/2015	18:29	102	102	90	0.11	0.10	0.14
18/03/2015	05:49	93	93	86	0.09	0.08	0.09
18/03/2015	05:52	93	93	85	0.09	0.08	0.09
18/03/2015	12:29	99	99	87	0.05	0.05	0.05
18/03/2015	14:50	100	100	87	0.05	0.04	0.05
18/03/2015	14:57	99	98	86	0.05	0.04	0.05
19/03/2015	05:49	93	93	89	0.10	0.08	0.09
19/03/2015	09:54	99	99	89	0.05	0.05	0.05
19/03/2015	10:09	101	101	87	0.05	0.04	0.05
19/03/2015	10:42	102	101	87	0.05	0.05	0.05
19/03/2015	16:46	100	100	85	0.14	0.13	0.13
20/03/2015	10:44	105	105	91	0.11	0.09	0.11
20/03/2015	14:19	98	98	86	0.13	0.12	0.13
20/03/2015	17:51	105	104	88	0.20	0.19	0.17
22/03/2015	05:38	92	92	86	0.14	0.12	0.13
22/03/2015	12:03	102	102	89	0.14	0.11	0.13
23/03/2015	05:44	94	93	87	0.14	0.11	0.13
23/03/2015	07:00	100	99	89	0.13	0.11	0.13
23/03/2015	15:07	103	103	88	0.14	0.12	0.13
23/03/2015	16:12	95	95	85	0.14	0.12	0.14
24/03/2015	14:33	102	102	92	0.13	0.12	0.13
24/03/2015	14:39	102	102	91	0.13	0.11	0.13

TABLE 4.3 CTD: PEN_OS3 LOCALLY TRIGGERED EVENTS

Date	Time	L _{Zpeak}	L _{Cpeak}	L _{Amax,F}	PPV X mms ⁻¹	PPV Y mms ⁻¹	PPV Z mms ⁻¹
24/03/2015	14:40	101	101	90	0.13	0.12	0.13
24/03/2015	14:44	98	98	86	0.14	0.12	0.14
24/03/2015	16:22	100	100	86	0.32	0.23	0.21
24/03/2015	16:27	108	108	94	0.20	0.27	0.15
24/03/2015	16:33	107	106	88	0.27	0.19	0.15
25/03/2015	14:20	102	102	91	0.14	0.12	0.13
25/03/2015	15:06	100	100	85	0.16	0.15	0.15
25/03/2015	21:50	117	115	87	0.13	0.11	0.12
25/03/2015	21:57	118	115	86	0.17	0.18	0.13
26/03/2015	16:05	103	100	87	0.11	0.09	0.10
27/03/2015	07:04	97	95	89	0.13	0.11	0.12
27/03/2015	07:06	98	96	89	0.13	0.11	0.12
27/03/2015	13:49	98	98	85	0.12	0.10	0.11
27/03/2015	16:44	106	105	86	0.18	0.21	0.17
29/03/2015	11:34	112	103	87	0.04	0.03	0.05
31/03/2015	15:40	106	101	86	0.12	0.10	0.12
31/03/2015	16:42	111	105	86	0.14	0.12	0.15
01/04/2015	10:24	102	102	87	0.13	0.11	0.12
01/04/2015	14:45	100	100	86	0.14	0.12	0.14
01/04/2015	18:47	99	99	86	0.14	0.15	0.13
02/04/2015	10:41	100	100	90	0.13	0.11	0.12
03/04/2015	14:04	93	92	86	0.03	0.03	0.03
03/04/2015	14:10	96	94	89	0.04	0.03	0.03
04/04/2015	10:33	100	100	85	0.07	0.06	0.06
04/04/2015	11:38	103	103	88	0.30	0.36	0.37
04/04/2015	11:41	105	105	88	0.55	0.44	0.48
06/04/2015	18:42	101	101	87	0.12	0.11	0.13
07/04/2015	10:25	104	104	89	0.13	0.11	0.13
07/04/2015	10:27	101	101	89	0.13	0.11	0.13
07/04/2015	12:21	105	105	92	0.14	0.12	0.14
07/04/2015	13:13	102	102	89	0.14	0.11	0.14
07/04/2015	16:41	104	104	90	0.12	0.11	0.12
07/04/2015	16:55	103	103	86	0.12	0.11	0.12
07/04/2015	17:01	101	101	88	0.13	0.11	0.12
07/04/2015	17:50	102	102	87	0.12	0.11	0.12
08/04/2015	10:09	100	100	85	0.14	0.12	0.13
08/04/2015	10:13	99	99	86	0.14	0.12	0.13
08/04/2015	11:23	102	102	91	0.14	0.12	0.13
08/04/2015	11:47	102	102	86	0.14	0.12	0.14
08/04/2015	12:09	101	101	89	0.13	0.12	0.13
08/04/2015	12:10	101	101	86	0.14	0.12	0.13
08/04/2015	12:39	100	100	86	0.14	0.16	0.15
08/04/2015	17:30	99	98	86	0.14	0.12	0.13
08/04/2015	18:21	100	100	86	0.14	0.12	0.14
08/04/2015	19:07	102	102	86	0.14	0.12	0.14
09/04/2015	10:16	99	99	86	0.15	0.13	0.16
09/04/2015	13:26	100	100	87	0.14	0.12	0.14
09/04/2015	15:47	101	101	89	0.15	0.12	0.14
10/04/2015	19:09	101	100	86	0.24	0.31	0.27

TABLE 4.3 CTD: PEN_OS3 LOCALLY TRIGGERED EVENTS

Date	Time	L _{Zpeak}	L _{Cpeak}	L _{Amax,F}	PPV X mms ⁻¹	PPV Y mms ⁻¹	PPV Z mms ⁻¹
11/04/2015	19:38	102	102	88	0.14	0.12	0.14
12/04/2015	20:01	109	107	87	0.17	0.21	0.17
13/04/2015	09:57	102	102	87	0.13	0.12	0.14
13/04/2015	14:25	101	101	87	0.14	0.14	0.14
13/04/2015	14:28	103	103	90	0.14	0.12	0.13
13/04/2015	14:41	100	100	90	0.14	0.11	0.13
13/04/2015	17:08	109	108	87	0.21	0.19	0.17
14/04/2015	14:34	103	103	87	0.22	0.24	0.21
14/04/2015	14:45	109	108	90	0.27	0.22	0.18
14/04/2015	16:12	100	100	86	0.14	0.13	0.13
15/04/2015	14:46	101	101	90	0.14	0.12	0.13
15/04/2015	17:36	104	104	91	0.13	0.11	0.13
15/04/2015	19:49	106	106	85	0.16	0.18	0.18
16/04/2015	08:39	101	101	88	0.17	0.16	0.15
16/04/2015	10:31	101	101	85	0.20	0.18	0.24
16/04/2015	10:32	101	101	87	0.15	0.12	0.14
16/04/2015	10:34	104	103	90	0.14	0.12	0.14
16/04/2015	11:10	99	99	87	0.16	0.16	0.15
18/04/2015	10:52	103	100	86	0.16	0.13	0.14
19/04/2015	18:37	105	104	91	0.14	0.14	0.15
19/04/2015	19:05	103	103	90	0.13	0.11	0.14
19/04/2015	19:07	101	101	87	0.13	0.11	0.13
19/04/2015	19:12	105	104	89	0.17	0.16	0.15
20/04/2015	12:47	98	98	85	0.15	0.13	0.15
21/04/2015	09:52	101	101	88	0.14	0.12	0.14
21/04/2015	11:57	99	99	87	0.14	0.12	0.13
21/04/2015	20:50	97	97	85	0.12	0.10	0.12
22/04/2015	07:56	99	99	86	0.13	0.11	0.12
22/04/2015	13:57	101	101	88	0.14	0.12	0.13
22/04/2015	16:16	100	100	87	0.12	0.10	0.12
22/04/2015	22:37	97	97	86	0.14	0.12	0.13
22/04/2015	22:40	100	100	85	0.14	0.12	0.13
22/04/2015	22:42	103	103	91	0.14	0.12	0.13
23/04/2015	05:18	95	95	89	0.14	0.12	0.13
23/04/2015	15:41	99	99	86	0.12	0.10	0.12
23/04/2015	17:02	108	104	88	0.12	0.11	0.12
23/04/2015	18:07	94	94	87	0.12	0.11	0.13
24/04/2015	13:23	103	102	94	0.12	0.10	0.11
24/04/2015	19:05	101	101	87	0.06	0.05	0.06
25/04/2015	14:51	99	99	87	0.12	0.10	0.12
25/04/2015	16:04	100	100	86	0.14	0.15	0.16
25/04/2015	19:51	99	99	86	0.26	0.39	0.41
26/04/2015	07:23	99	99	86	0.13	0.11	0.13
26/04/2015	07:24	103	103	90	0.13	0.11	0.13
26/04/2015	07:29	101	101	87	0.13	0.11	0.12
26/04/2015	07:31	105	105	92	0.13	0.11	0.13
26/04/2015	10:00	100	100	86	0.17	0.19	0.18
26/04/2015	11:06	104	104	90	0.15	0.16	0.16
26/04/2015	21:44	99	99	86	0.12	0.10	0.11

TABLE 4.3 CTD: PEN_OS3 LOCALLY TRIGGERED EVENTS

Date	Time	L _{Zpeak}	L _{Cpeak}	L _{Amax,F}	PPV X mms ⁻¹	PPV Y mms ⁻¹	PPV Z mms ⁻¹
26/04/2015	21:46	101	101	85	0.12	0.10	0.11
27/04/2015	09:48	101	101	87	0.13	0.11	0.12
27/04/2015	17:13	106	106	96	0.13	0.11	0.13
28/04/2015	09:33	98	98	85	0.13	0.11	0.12
28/04/2015	16:49	104	104	90	0.13	0.11	0.12
28/04/2015	20:11	100	100	87	0.14	0.13	0.14
30/04/2015	09:57	99	99	86	0.14	0.12	0.13

TABLE 4.3 CTD: PEN_OS3 LOCALLY TRIGGERED EVENTS

Date	Time	L _{Zpeak}	L _{Cpeak}	L _{Amax,F}	PPV X mms ⁻¹	PPV Y mms ⁻¹	PPV Z mms ⁻¹
02/11/2014	02:14	148	147	118	0.01	0.00	0.01
03/11/2014	15:42	105	105	87	0.03	0.03	0.02
05/11/2014	15:09	104	104	89	0.05	0.04	0.04
11/11/2014	15:09	96	95	89	0.01	0.02	0.01
01/12/2014	12:47	98	97	85	0.00	0.00	0.00
01/12/2014	13:00	99	97	86	0.00	0.00	0.00
01/12/2014	14:26	97	95	86	0.01	0.01	0.00
01/12/2014	16:22	103	101	86	0.00	0.00	0.00
05/12/2014	14:27	98	96	85	0.00	0.00	0.00
05/12/2014	14:44	98	96	86	0.00	0.00	0.00
11/12/2014	07:50	106	103	88	0.05	0.08	0.06
11/12/2014	11:52	95	95	85	0.00	0.00	0.01
12/12/2014	08:00	105	104	90	0.04	0.06	0.05
29/12/2014	11:25	104	103	86	0.00	0.00	0.00
29/12/2014	15:09	100	98	87	0.02	0.01	0.01
05/01/2015	08:15	102	102	89	0.09	0.05	0.05
07/01/2015	08:06	108	108	93	0.07	0.05	0.05
23/01/2015	08:04	107	107	93	0.12	0.12	0.11
08/02/2015	11:01	97	96	89	0.00	0.00	0.00
09/02/2015	11:12	102	102	85	0.06	0.06	0.06
09/02/2015	11:51	98	98	86	0.03	0.05	0.05
09/02/2015	12:00	115	115	91	0.02	0.03	0.03
09/02/2015	13:04	97	97	86	0.04	0.08	0.07
10/02/2015	13:35	106	104	87	0.02	0.02	0.02
10/02/2015	13:51	107	105	93	0.07	0.07	0.05
10/02/2015	14:58	108	106	94	0.01	0.02	0.02
10/02/2015	15:02	104	102	91	0.02	0.02	0.02
10/02/2015	15:09	105	103	92	0.01	0.01	0.02
11/02/2015	07:23	105	102	87	0.00	0.00	0.00
11/02/2015	11:22	97	96	86	0.01	0.02	0.02
11/02/2015	12:46	108	108	87	0.06	0.06	0.04
11/02/2015	13:32	108	107	88	0.05	0.07	0.04
11/02/2015	14:00	108	107	86	0.06	0.07	0.04
11/02/2015	14:23	110	110	86	0.15	0.15	0.07
11/02/2015	14:50	108	107	86	0.06	0.07	0.04
12/02/2015	08:25	118	117	101	0.05	0.06	0.07
12/02/2015	08:39	106	105	89	0.04	0.06	0.03
12/02/2015	09:52	100	99	85	0.02	0.05	0.04
12/02/2015	09:56	99	97	86	0.04	0.06	0.03
12/02/2015	10:00	101	101	86	0.03	0.04	0.03
12/02/2015	10:01	99	98	85	0.02	0.03	0.02
12/02/2015	10:04	107	107	85	0.03	0.02	0.02
12/02/2015	12:39	99	98	89	0.06	0.08	0.04
12/02/2015	13:53	109	108	87	0.06	0.05	0.04
12/02/2015	14:06	108	107	86	0.04	0.04	0.05
12/02/2015	14:13	104	104	86	0.03	0.04	0.04
12/02/2015	15:45	104	104	87	0.04	0.03	0.03
12/02/2015	15:47	109	109	92	0.05	0.03	0.05

TABLE 4.4: PEN_OS4 LOCALLY TRIGGERED EVENTS

Date	Time	L _{Zpeak}	L _{Cpeak}	L _{Amax,F}	PPV X mms ⁻¹	PPV Y mms ⁻¹	PPV Z mms ⁻¹
02/11/2014	02:14	148	147	118	0.01	0.00	0.01
03/11/2014	15:42	105	105	87	0.03	0.03	0.02
05/11/2014	15:09	104	104	89	0.05	0.04	0.04
11/11/2014	15:09	96	95	89	0.01	0.02	0.01
01/12/2014	12:47	98	97	85	0.00	0.00	0.00
01/12/2014	13:00	99	97	86	0.00	0.00	0.00
01/12/2014	14:26	97	95	86	0.01	0.01	0.00
01/12/2014	16:22	103	101	86	0.00	0.00	0.00
05/12/2014	14:27	98	96	85	0.00	0.00	0.00
05/12/2014	14:44	98	96	86	0.00	0.00	0.00
11/12/2014	07:50	106	103	88	0.05	0.08	0.06
11/12/2014	11:52	95	95	85	0.00	0.00	0.01
12/12/2014	08:00	105	104	90	0.04	0.06	0.05
29/12/2014	11:25	104	103	86	0.00	0.00	0.00
29/12/2014	15:09	100	98	87	0.02	0.01	0.01
05/01/2015	08:15	102	102	89	0.09	0.05	0.05
07/01/2015	08:06	108	108	93	0.07	0.05	0.05
23/01/2015	08:04	107	107	93	0.12	0.12	0.11
08/02/2015	11:01	97	96	89	0.00	0.00	0.00
09/02/2015	11:12	102	102	85	0.06	0.06	0.06
09/02/2015	11:51	98	98	86	0.03	0.05	0.05
09/02/2015	12:00	115	115	91	0.02	0.03	0.03
09/02/2015	13:04	97	97	86	0.04	0.08	0.07
10/02/2015	13:35	106	104	87	0.02	0.02	0.02
10/02/2015	13:51	107	105	93	0.07	0.07	0.05
10/02/2015	14:58	108	106	94	0.01	0.02	0.02
10/02/2015	15:02	104	102	91	0.02	0.02	0.02
10/02/2015	15:09	105	103	92	0.01	0.01	0.02
11/02/2015	07:23	105	102	87	0.00	0.00	0.00
11/02/2015	11:22	97	96	86	0.01	0.02	0.02
11/02/2015	12:46	108	108	87	0.06	0.06	0.04
11/02/2015	13:32	108	107	88	0.05	0.07	0.04
11/02/2015	14:00	108	107	86	0.06	0.07	0.04
11/02/2015	14:23	110	110	86	0.15	0.15	0.07
11/02/2015	14:50	108	107	86	0.06	0.07	0.04
12/02/2015	08:25	118	117	101	0.05	0.06	0.07
12/02/2015	08:39	106	105	89	0.04	0.06	0.03
12/02/2015	09:52	100	99	85	0.02	0.05	0.04
12/02/2015	09:56	99	97	86	0.04	0.06	0.03
12/02/2015	10:00	101	101	86	0.03	0.04	0.03
12/02/2015	10:01	99	98	85	0.02	0.03	0.02
12/02/2015	10:04	107	107	85	0.03	0.02	0.02
12/02/2015	12:39	99	98	89	0.06	0.08	0.04
12/02/2015	13:53	109	108	87	0.06	0.05	0.04
12/02/2015	14:06	108	107	86	0.04	0.04	0.05
12/02/2015	14:13	104	104	86	0.03	0.04	0.04
12/02/2015	15:45	104	104	87	0.04	0.03	0.03
12/02/2015	15:47	109	109	92	0.05	0.03	0.05

TABLE 4.5: PEN_OS5 LOCALLY TRIGGERED EVENTS

Date	Time	L _{Zpeak}	L _{Cpeak}	L _{Amax,F}	PPV X mms ⁻¹	PPV Y mms ⁻¹	PPV Z mms ⁻¹
12/02/2015	15:49	110	110	91	0.05	0.04	0.05
12/02/2015	15:52	108	108	90	0.05	0.07	0.05
12/02/2015	15:54	103	103	86	0.02	0.02	0.03
12/02/2015	16:01	110	110	89	0.02	0.02	0.05
12/02/2015	16:05	112	112	88	0.02	0.02	0.04
12/02/2015	16:27	107	106	88	0.10	0.07	0.05
13/02/2015	08:19	104	103	86	0.07	0.07	0.05
13/02/2015	08:22	107	106	85	0.05	0.04	0.06
13/02/2015	08:26	106	105	86	0.07	0.06	0.11
13/02/2015	08:43	108	108	86	0.04	0.04	0.03
13/02/2015	08:45	111	111	87	0.05	0.09	0.10
13/02/2015	10:27	108	107	86	0.01	0.02	0.01
13/02/2015	14:37	103	101	90	0.15	0.07	0.09
15/02/2015	12:17	102	102	86	0.13	0.16	0.07
15/02/2015	12:30	91	90	86	0.02	0.02	0.03
16/02/2015	08:08	105	104	87	0.04	0.04	0.05
16/02/2015	08:23	103	101	87	0.06	0.03	0.05
16/02/2015	08:25	104	101	88	0.03	0.05	0.03
16/02/2015	08:33	106	104	88	0.02	0.04	0.04
16/02/2015	08:46	106	105	86	0.02	0.03	0.03
16/02/2015	08:53	100	99	86	0.01	0.03	0.02
16/02/2015	09:11	107	105	86	0.02	0.02	0.03
16/02/2015	09:14	101	100	85	0.02	0.04	0.04
16/02/2015	09:28	105	102	88	0.02	0.02	0.02
16/02/2015	09:52	105	101	87	0.02	0.02	0.03
16/02/2015	10:06	105	104	86	0.09	0.05	0.06
16/02/2015	10:16	102	100	85	0.02	0.03	0.04
16/02/2015	10:18	103	102	86	0.02	0.03	0.04
16/02/2015	10:24	103	101	85	0.02	0.03	0.03
16/02/2015	10:54	101	100	86	0.02	0.03	0.01
16/02/2015	11:24	108	107	88	0.02	0.03	0.02
16/02/2015	11:38	103	100	86	0.02	0.03	0.01
16/02/2015	11:46	105	103	86	0.02	0.02	0.02
16/02/2015	12:44	109	108	85	0.02	0.03	0.02
16/02/2015	12:52	103	99	86	0.02	0.02	0.02
16/02/2015	12:57	103	100	87	0.02	0.03	0.02
16/02/2015	13:15	107	106	86	0.03	0.02	0.03
16/02/2015	13:19	102	100	85	0.03	0.07	0.04
16/02/2015	13:30	103	100	85	0.02	0.05	0.03
16/02/2015	13:40	103	99	85	0.03	0.05	0.05
16/02/2015	13:55	104	103	85	0.04	0.04	0.06
16/02/2015	14:01	106	104	85	0.04	0.05	0.09
16/02/2015	14:05	101	98	85	0.03	0.04	0.04
16/02/2015	14:17	104	100	86	0.12	0.07	0.07
16/02/2015	14:19	104	101	85	0.10	0.09	0.06
16/02/2015	14:20	102	100	86	0.04	0.09	0.05
16/02/2015	14:32	103	101	86	0.02	0.03	0.03

TABLE 4.5 CTD: PEN_OS5 LOCALLY TRIGGERED EVENTS

Date	Time	L _{Zpeak}	L _{Cpeak}	L _{Amax,F}	PPV X mms ⁻¹	PPV Y mms ⁻¹	PPV Z mms ⁻¹
16/02/2015	14:33	102	99	85	0.02	0.03	0.04
16/02/2015	14:35	102	101	86	0.02	0.03	0.03
16/02/2015	14:36	105	102	86	0.02	0.03	0.04
16/02/2015	14:48	104	102	86	0.01	0.02	0.03
16/02/2015	14:52	105	102	85	0.02	0.03	0.04
16/02/2015	15:03	105	103	86	0.01	0.01	0.01
16/02/2015	15:06	108	107	85	0.02	0.03	0.02
16/02/2015	15:25	104	98	85	0.02	0.05	0.03
18/02/2015	10:08	102	101	86	0.02	0.02	0.01
18/02/2015	15:12	102	100	87	0.01	0.01	0.01
18/02/2015	15:14	103	100	88	0.00	0.01	0.01
18/02/2015	15:15	104	102	90	0.01	0.01	0.01
18/02/2015	15:17	104	101	91	0.05	0.04	0.03
20/02/2015	08:27	106	106	88	0.01	0.02	0.02
20/02/2015	09:18	109	109	86	0.02	0.03	0.03
20/02/2015	11:11	105	104	85	0.04	0.08	0.04
20/02/2015	13:30	99	98	85	0.03	0.06	0.04
20/02/2015	14:32	105	103	85	0.02	0.03	0.03
23/02/2015	15:32	117	116	92	0.01	0.02	0.02
23/02/2015	15:34	115	113	98	11.69	4.64	7.86
23/02/2015	16:14	103	102	86	0.01	0.01	0.02
24/02/2015	08:05	111	111	96	0.14	0.12	0.07
24/02/2015	08:27	103	103	89	0.01	0.02	0.01
26/02/2015	15:25	108	107	85	0.06	0.10	0.11
27/02/2015	08:53	98	98	86	0.08	0.08	0.06
27/02/2015	08:58	100	98	86	0.03	0.05	0.04
27/02/2015	08:59	104	100	86	0.03	0.04	0.03
27/02/2015	10:27	102	100	85	0.02	0.05	0.04
02/03/2015	08:16	109	108	86	0.02	0.02	0.02
02/03/2015	09:23	115	113	88	0.03	0.02	0.03
02/03/2015	09:46	107	105	86	0.02	0.03	0.04
02/03/2015	10:50	113	111	91	0.03	0.02	0.03
03/03/2015	12:26	99	98	87	0.02	0.02	0.02
09/03/2015	19:36	93	92	86	0.01	0.01	0.02
12/03/2015	08:02	94	93	86	0.02	0.01	0.02
15/03/2015	10:42	94	94	86	0.02	0.03	0.06
22/03/2015	07:30	99	99	87	0.08	0.09	0.08
26/03/2015	14:06	102	102	87	0.07	0.06	0.06
30/03/2015	23:51	113	109	86	0.01	0.01	0.02
31/03/2015	10:35	108	101	87	0.01	0.01	0.02
31/03/2015	16:04	103	103	88	0.18	0.25	0.22
31/03/2015	16:06	107	103	87	0.19	0.25	0.18
31/03/2015	16:11	111	101	87	0.08	0.15	0.12
31/03/2015	16:48	106	103	86	0.11	0.17	0.16
31/03/2015	16:52	102	102	86	0.18	0.18	0.14
31/03/2015	17:29	106	106	89	0.03	0.03	0.05
04/04/2015	10:56	113	111	98	0.26	0.19	0.25
04/04/2015	13:39	100	100	86	0.02	0.02	0.02
04/04/2015	14:53	107	107	93	0.01	0.01	0.01
09/04/2015	17:27	107	107	93	0.03	0.02	0.02

TABLE 4.5 CTD: PEN_OS5 LOCALLY TRIGGERED EVENTS

Date	Time	L _{Zpeak}	L _{Cpeak}	L _{Amax,F}	PPV X mms ⁻¹	PPV Y mms ⁻¹	PPV Z mms ⁻¹
10/04/2015	10:13	100	100	87	0.05	0.04	0.06
14/04/2015	11:09	92	91	87	0.01	0.01	0.02
15/04/2015	12:35	96	96	86	0.02	0.02	0.03
16/04/2015	18:49	100	100	88	0.02	0.02	0.02
19/04/2015	15:00	111	109	86	0.01	0.02	0.01
20/04/2015	18:15	101	101	87	0.02	0.02	0.05
20/04/2015	18:16	102	102	89	0.01	0.01	0.01
20/04/2015	18:18	101	101	87	0.02	0.02	0.02
20/04/2015	18:26	102	102	87	0.01	0.02	0.01
26/04/2015	17:19	100	99	87	0.02	0.02	0.01
26/04/2015	17:22	104	104	89	0.07	0.05	0.10
26/04/2015	17:25	98	98	85	0.01	0.05	0.06
26/04/2015	17:38	106	106	91	0.03	0.01	0.02
29/04/2015	10:37	109	109	87	0.09	0.05	0.07
29/04/2015	11:52	99	98	87	0.02	0.03	0.03
29/04/2015	11:55	100	100	88	0.13	0.19	0.11

TABLE 4.5 CTD: PEN_OS5 LOCALLY TRIGGERED EVENTS

Date	Time	L _{Zpeak}	L _{Cpeak}	L _{Amax,F}	PPV X mms ⁻¹	PPV Y mms ⁻¹	PPV Z mms ⁻¹
05/11/2014	18:31	114	114	87	0.01	0.05	0.05
05/11/2014	18:36	117	117	89	0.01	0.06	0.06
12/11/2014	14:07	124	114	86	0.05	0.12	0.10
17/11/2014	11:51	99	99	87	0.01	0.02	0.02
24/11/2014	17:06	108	107	89	0.01	0.01	0.02
07/12/2014	06:36	111	111	91	0.01	0.01	0.02
22/12/2014	08:41	107	107	89	0.02	0.05	0.03
27/12/2014	11:29	106	106	86	0.00	0.00	0.01
29/12/2014	08:01	110	110	85	0.01	0.03	0.02
16/01/2015	11:34	105	105	90	0.01	0.01	0.01
18/01/2015	09:43	105	103	85	0.00	0.00	0.00
20/01/2015	10:31	111	111	87	0.00	0.00	0.00
24/01/2015	02:14	148	149	123	0.00	0.00	0.00
25/01/2015	11:57	112	110	86	0.01	0.03	0.03
25/01/2015	13:23	106	106	91	0.01	0.01	0.01
30/01/2015	13:27	148	148	121	0.00	0.00	0.00
30/01/2015	13:30	148	147	120	0.00	0.00	0.00
04/03/2015	09:59	103	103	87	0.04	0.06	0.03
04/03/2015	10:00	106	105	87	0.02	0.07	0.03
06/03/2015	11:23	105	105	85	0.01	0.03	0.02
13/03/2015	09:45	102	102	86	0.01	0.01	0.02
19/03/2015	11:21	101	102	87	0.01	0.02	0.02
20/03/2015	12:04	105	105	91	0.02	0.02	0.02
30/03/2015	17:16	112	111	86	0.01	0.02	0.03
15/04/2015	08:37	102	101	86	0.01	0.01	0.01
23/04/2015	20:15	148	149	120	0.00	0.00	0.00
23/04/2015	20:16	132	125	87	0.00	0.00	0.00
27/04/2015	09:06	132	126	87	0.01	0.01	0.01
29/04/2015	02:31	131	127	91	0.00	0.01	0.01
30/04/2015	17:11	130	129	94	0.00	0.00	0.00

TABLE 4.6: PEN_OS6 LOCALLY TRIGGERED EVENTS

Date	Time	L _{Zpeak}	L _{Cpeak}	L _{Amax,F}	PPV X mms ⁻¹	PPV Y mms ⁻¹	PPV Z mms ⁻¹
03/11/2014	17:18	97	97	88	0.02	0.02	0.01
05/11/2014	21:20	117	116	89	0.03	0.05	0.05
08/11/2014	20:47	115	115	90	0.02	0.05	0.04
08/11/2014	20:53	118	118	91	0.03	0.06	0.06
08/11/2014	20:56	115	115	89	0.03	0.05	0.05
08/11/2014	21:00	119	119	91	0.03	0.06	0.06
09/11/2014	19:13	112	110	88	0.05	0.10	0.09
12/11/2014	09:37	101	101	85	0.03	0.03	0.02
20/11/2014	12:16	98	98	92	0.04	0.04	0.04
24/11/2014	14:09	103	103	90	0.01	0.02	0.01
24/11/2014	14:11	107	107	94	0.01	0.01	0.01
03/12/2014	10:55	114	115	98	0.05	0.11	0.11
15/12/2014	10:43	106	105	97	0.03	0.03	0.02
23/12/2014	21:52	119	119	91	0.05	0.09	0.13
31/12/2014	23:59	120	119	90	0.01	0.02	0.02
01/01/2015	00:00	118	117	92	0.02	0.03	0.03
01/01/2015	00:19	118	118	92	0.01	0.03	0.02
12/02/2015	12:15	107	107	90	0.01	0.02	0.02
13/02/2015	17:53	104	103	96	0.02	0.03	0.01
16/02/2015	14:02	113	113	98	0.11	0.23	0.07
16/02/2015	16:02	106	107	94	0.04	0.06	0.02
17/02/2015	12:51	108	108	96	0.01	0.01	0.01
17/02/2015	14:03	110	110	94	0.02	0.05	0.04
17/02/2015	14:05	105	105	92	0.02	0.03	0.03
17/02/2015	14:09	104	105	90	0.01	0.02	0.02
17/02/2015	14:10	117	117	100	0.03	0.08	0.07
26/02/2015	12:10	111	111	94	0.68	0.13	0.05
26/02/2015	12:12	112	111	94	0.85	0.06	0.05
26/02/2015	12:14	111	111	94	0.84	0.07	0.05
26/02/2015	12:36	119	119	100	0.68	0.22	0.08
06/03/2015	11:29	104	104	86	0.09	0.37	0.02
06/03/2015	11:31	105	105	91	0.06	0.06	0.03
26/03/2015	15:49	111	111	91	1.27	1.51	0.04
02/04/2015	12:20	98	98	93	1.60	1.98	0.01
02/04/2015	12:26	99	99	91	1.26	1.17	0.03
02/04/2015	12:28	99	99	92	0.79	1.22	0.06
02/04/2015	12:34	98	98	92	0.49	4.17	0.02
20/04/2015	16:50	104	104	90	0.01	0.03	0.03
29/04/2015	09:41	106	104	96	0.01	0.01	0.00
30/04/2015	07:36	103	102	94	0.00	0.01	0.00
30/04/2015	08:34	110	109	101	0.01	0.02	0.01
30/04/2015	12:52	105	104	97	0.01	0.01	0.00
30/04/2015	13:38	106	105	100	0.01	0.01	0.00

TABLE 4.7: PEN_OS7 LOCALLY TRIGGERED EVENTS

Date	Time	L _{Zpeak}	L _{Cpeak}	L _{Amax,F}	PPV X mms ⁻¹	PPV Y mms ⁻¹	PPV Z mms ⁻¹
02/11/2014	22:54	105	103	89	0.08	0.16	0.11
02/11/2014	23:08	104	103	88	0.09	0.14	0.09
02/11/2014	23:37	111	110	91	0.20	0.51	0.29
03/11/2014	00:34	102	102	86	0.07	0.15	0.12
03/11/2014	03:13	109	108	94	0.15	0.17	0.13
03/11/2014	04:03	108	107	90	0.18	0.39	0.22
03/11/2014	06:38	108	107	90	0.21	0.65	0.33
03/11/2014	07:44	103	102	85	0.16	0.20	0.14
03/11/2014	08:25	99	99	86	0.05	0.14	0.06
03/11/2014	08:29	101	101	86	0.08	0.15	0.10
03/11/2014	10:40	103	102	90	0.12	0.16	0.12
03/11/2014	12:33	101	98	85	0.04	0.10	0.05
03/11/2014	12:42	104	103	90	0.10	0.18	0.11
03/11/2014	14:30	101	100	87	0.04	0.14	0.07
03/11/2014	14:38	106	104	91	0.12	0.18	0.14
03/11/2014	14:51	104	104	92	0.12	0.18	0.15
03/11/2014	16:32	99	100	87	0.04	0.11	0.06
03/11/2014	16:40	102	102	90	0.10	0.18	0.11
03/11/2014	18:41	104	103	91	0.11	0.18	0.12
03/11/2014	19:01	100	101	87	0.08	0.24	0.10
03/11/2014	20:09	100	99	88	0.03	0.10	0.05
03/11/2014	21:12	105	105	87	0.08	0.23	0.11
03/11/2014	21:28	99	99	89	0.08	0.16	0.08
03/11/2014	21:59	103	102	87	0.19	0.31	0.17
03/11/2014	22:54	103	102	88	0.09	0.14	0.10
04/11/2014	00:25	101	100	87	0.05	0.13	0.06
04/11/2014	01:08	105	104	88	0.10	0.25	0.12
04/11/2014	01:12	108	107	91	0.22	0.44	0.28
04/11/2014	03:12	105	105	93	0.13	0.21	0.10
04/11/2014	03:40	100	100	87	0.05	0.13	0.07
04/11/2014	04:22	104	103	92	0.11	0.19	0.12
04/11/2014	04:54	106	105	92	0.14	0.21	0.13
04/11/2014	06:38	107	106	90	0.24	0.59	0.33
04/11/2014	07:44	102	103	86	0.20	0.25	0.12
04/11/2014	08:30	100	100	86	0.07	0.11	0.10
04/11/2014	08:40	107	106	92	0.21	0.39	0.26
04/11/2014	10:40	105	105	92	0.13	0.21	0.12
04/11/2014	12:33	100	99	87	0.04	0.12	0.06
04/11/2014	12:46	103	102	89	0.10	0.25	0.11
04/11/2014	14:31	101	98	87	0.04	0.11	0.06
04/11/2014	14:47	106	106	93	0.10	0.16	0.11
04/11/2014	16:14	102	102	85	0.13	0.22	0.13
04/11/2014	16:35	100	100	87	0.04	0.15	0.09
04/11/2014	16:40	104	103	91	0.10	0.18	0.11
04/11/2014	18:09	99	99	86	0.03	0.07	0.06
04/11/2014	18:41	104	104	91	0.11	0.18	0.11
04/11/2014	19:06	102	101	88	0.07	0.13	0.08

TABLE 4.8: PEN_OS8 LOCALLY TRIGGERED EVENTS

Date	Time	L _{Zpeak}	L _{Cpeak}	L _{Amax,F}	PPV X mms ⁻¹	PPV Y mms ⁻¹	PPV Z mms ⁻¹
04/11/2014	19:28	103	102	93	0.05	0.08	0.07
04/11/2014	20:11	100	99	87	0.03	0.11	0.05
04/11/2014	21:07	98	98	85	0.09	0.19	0.08
04/11/2014	21:38	104	103	89	0.24	0.27	0.19
04/11/2014	22:55	103	103	87	0.07	0.11	0.07
04/11/2014	23:47	111	109	91	0.21	0.39	0.31
06/11/2014	00:19	98	98	85	0.04	0.10	0.05
06/11/2014	01:00	106	105	88	0.09	0.22	0.10
06/11/2014	01:53	107	106	88	0.09	0.21	0.09
06/11/2014	03:12	103	103	90	0.11	0.17	0.13
06/11/2014	03:15	105	104	89	0.08	0.20	0.11
06/11/2014	04:41	103	102	89	0.09	0.16	0.13
06/11/2014	04:54	105	105	93	0.11	0.15	0.12
06/11/2014	05:13	101	101	89	0.10	0.16	0.11
06/11/2014	06:20	101	101	90	0.04	0.13	0.06
06/11/2014	06:40	109	107	89	0.24	0.72	0.40
06/11/2014	07:44	102	101	86	0.12	0.19	0.16
06/11/2014	08:12	106	105	89	0.11	0.18	0.10
06/11/2014	08:29	103	102	89	0.10	0.17	0.11
06/11/2014	08:38	107	107	92	0.23	0.44	0.27
06/11/2014	10:40	106	105	93	0.11	0.18	0.12
06/11/2014	12:15	100	101	85	0.17	0.25	0.18
06/11/2014	12:23	104	99	86	0.04	0.12	0.06
06/11/2014	12:34	102	100	87	0.04	0.10	0.05
06/11/2014	12:57	105	104	92	0.10	0.17	0.12
06/11/2014	14:29	109	102	87	0.04	0.12	0.05
06/11/2014	14:37	105	102	89	0.15	0.21	0.15
06/11/2014	14:47	104	104	92	0.13	0.20	0.12
06/11/2014	15:18	105	99	86	0.05	0.13	0.07
06/11/2014	16:40	105	105	93	0.10	0.22	0.18
06/11/2014	18:09	102	99	86	0.04	0.11	0.04
06/11/2014	18:18	112	112	102	0.08	0.14	0.11
06/11/2014	18:41	104	104	91	0.10	0.16	0.11
06/11/2014	19:01	102	102	88	0.08	0.13	0.10
06/11/2014	20:18	98	98	91	0.05	0.12	0.08
06/11/2014	21:53	102	101	87	0.18	0.27	0.17
06/11/2014	22:55	102	102	89	0.09	0.14	0.10
08/11/2014	20:58	105	103	89	0.12	0.14	0.09
08/11/2014	21:36	100	100	86	0.09	0.19	0.09
08/11/2014	22:11	104	104	88	0.25	0.26	0.18
11/11/2014	00:06	110	108	91	0.22	0.40	0.28
11/11/2014	00:20	100	100	88	0.04	0.11	0.06
11/11/2014	00:56	104	103	89	0.09	0.22	0.10
11/11/2014	02:57	105	105	88	0.09	0.18	0.09
11/11/2014	03:12	105	105	93	0.19	0.19	0.10
11/11/2014	03:27	102	101	87	0.24	0.49	0.21
11/11/2014	06:45	101	101	86	0.08	0.17	0.08
11/11/2014	07:44	103	103	88	0.19	0.26	0.17
11/11/2014	08:29	101	101	87	0.08	0.11	0.08

TABLE 4.8 CTD: PEN_OS8 LOCALLY TRIGGERED EVENTS

Date	Time	L _{Zpeak}	L _{Cpeak}	L _{Amax,F}	PPV X mms ⁻¹	PPV Y mms ⁻¹	PPV Z mms ⁻¹
11/11/2014	08:38	107	106	90	0.24	0.36	0.21
11/11/2014	10:40	102	103	89	0.12	0.17	0.10
11/11/2014	12:32	100	99	87	0.04	0.13	0.07
11/11/2014	12:42	101	101	89	0.10	0.14	0.11
11/11/2014	14:38	103	103	91	0.11	0.20	0.12
11/11/2014	16:16	104	103	89	0.12	0.21	0.13
11/11/2014	16:40	103	103	91	0.11	0.19	0.09
11/11/2014	18:10	101	100	88	0.03	0.09	0.05
11/11/2014	18:42	101	101	88	0.12	0.41	0.13
11/11/2014	19:08	101	101	87	0.07	0.11	0.08
11/11/2014	21:36	103	104	88	0.26	0.28	0.19
11/11/2014	22:56	100	100	86	0.06	0.13	0.07
14/11/2014	21:39	104	104	91	0.23	0.27	0.17
14/11/2014	22:34	102	102	85	0.26	0.43	0.30
14/11/2014	23:00	102	103	89	0.09	0.15	0.11
15/11/2014	00:25	98	99	87	0.04	0.12	0.06
15/11/2014	02:36	104	103	88	0.07	0.22	0.10
15/11/2014	02:54	106	106	93	0.16	0.22	0.12
15/11/2014	08:29	101	102	87	0.07	0.12	0.10
15/11/2014	08:38	107	105	91	0.26	0.37	0.23
15/11/2014	09:46	103	102	88	0.24	0.27	0.19
15/11/2014	10:38	102	102	88	0.17	0.14	0.15
15/11/2014	12:40	103	103	90	0.13	0.18	0.11
15/11/2014	14:15	106	106	91	0.14	0.18	0.19
15/11/2014	14:24	98	99	87	0.04	0.11	0.05
15/11/2014	14:35	102	102	88	0.12	0.15	0.13
15/11/2014	14:44	105	104	92	0.12	0.15	0.12
15/11/2014	16:42	103	102	90	0.14	0.19	0.16
15/11/2014	18:48	102	102	90	0.10	0.17	0.11
16/11/2014	19:13	107	106	91	0.26	0.30	0.18
16/11/2014	19:32	101	97	85	0.08	0.26	0.09
16/11/2014	20:14	100	99	86	0.06	0.14	0.06
16/11/2014	20:34	101	101	88	0.07	0.12	0.09
16/11/2014	21:24	105	104	92	0.09	0.23	0.10
16/11/2014	22:36	104	104	88	0.07	0.18	0.11
16/11/2014	23:06	103	102	87	0.10	0.13	0.10
16/11/2014	23:17	103	104	87	0.17	0.20	0.15
17/11/2014	19:00	102	101	88	0.08	0.15	0.09
17/11/2014	19:03	105	103	86	0.07	0.20	0.10
17/11/2014	20:14	105	105	92	0.10	0.16	0.13
17/11/2014	21:43	104	103	87	0.21	0.32	0.18
17/11/2014	22:14	106	105	89	0.27	0.65	0.39
17/11/2014	23:01	100	100	86	0.07	0.13	0.08
17/11/2014	03:12	104	103	92	0.19	0.20	0.12
17/11/2014	03:49	106	105	90	0.17	0.29	0.24
17/11/2014	06:39	108	107	91	0.22	0.51	0.30
17/11/2014	06:42	100	99	86	0.08	0.14	0.08
17/11/2014	07:44	105	105	88	0.19	0.24	0.14
17/11/2014	08:33	101	100	87	0.07	0.14	0.11

TABLE 4.8 CTD: PEN_OS8 LOCALLY TRIGGERED EVENTS

Date	Time	L _{Zpeak}	L _{Cpeak}	L _{Amax,F}	PPV X mms ⁻¹	PPV Y mms ⁻¹	PPV Z mms ⁻¹
17/11/2014	10:40	106	105	91	0.13	0.21	0.12
17/11/2014	11:51	104	104	90	0.01	0.01	0.01
17/11/2014	12:33	100	100	88	0.05	0.14	0.07
17/11/2014	12:43	102	102	89	0.12	0.21	0.12
17/11/2014	14:30	100	99	87	0.04	0.12	0.06
17/11/2014	14:37	103	103	90	0.14	0.15	0.19
17/11/2014	14:47	104	104	92	0.13	0.29	0.11
17/11/2014	16:35	100	99	87	0.07	0.19	0.13
17/11/2014	16:40	103	102	90	0.13	0.20	0.12
17/11/2014	18:40	105	104	90	0.09	0.16	0.13
18/11/2014	00:17	99	99	86	0.05	0.15	0.06
18/11/2014	00:57	106	105	90	0.09	0.22	0.10
18/11/2014	01:45	102	101	87	0.07	0.18	0.08
18/11/2014	03:08	105	105	89	0.08	0.19	0.09
18/11/2014	03:11	105	105	93	0.15	0.21	0.13
18/11/2014	04:42	105	105	91	0.38	0.43	0.27
18/11/2014	05:58	100	99	86	0.08	0.11	0.09
18/11/2014	07:44	104	103	87	0.21	0.31	0.14
18/11/2014	08:38	107	106	92	0.23	0.43	0.24
18/11/2014	10:40	102	101	86	0.16	0.17	0.17
18/11/2014	12:43	107	107	90	0.17	0.17	0.15
18/11/2014	14:30	100	99	87	0.04	0.13	0.07
18/11/2014	14:37	103	103	91	0.13	0.19	0.12
18/11/2014	14:47	105	102	89	0.14	0.21	0.11
18/11/2014	16:41	101	102	87	0.11	0.18	0.16
19/11/2014	19:01	100	101	87	0.08	0.13	0.09
22/11/2014	02:57	103	103	91	0.09	0.20	0.11
22/11/2014	08:48	110	109	95	0.24	0.37	0.23
22/11/2014	14:15	103	103	91	0.11	0.18	0.14
22/11/2014	14:43	103	103	91	0.12	0.17	0.12
24/11/2014	19:44	105	104	90	0.08	0.22	0.10
24/11/2014	03:13	109	109	97	0.16	0.26	0.13
24/11/2014	06:40	110	109	90	0.25	0.77	0.35
24/11/2014	10:47	103	103	90	0.11	0.22	0.12
24/11/2014	12:43	103	103	91	0.12	0.22	0.13
24/11/2014	14:50	104	104	91	0.12	0.25	0.12
24/11/2014	16:39	103	102	90	0.11	0.18	0.12
24/11/2014	18:43	104	105	92	0.11	0.23	0.14
25/11/2014	01:07	108	107	91	0.28	0.42	0.27
25/11/2014	03:17	105	105	92	0.14	0.22	0.12
25/11/2014	10:41	103	103	91	0.12	0.19	0.13
25/11/2014	14:37	104	105	91	0.15	0.19	0.16
25/11/2014	16:42	105	105	92	0.12	0.16	0.12
25/11/2014	18:41	104	104	91	0.13	0.18	0.15
27/11/2014	19:24	109	107	91	0.10	0.20	0.13
27/11/2014	23:29	104	104	90	0.23	0.43	0.27
28/11/2014	03:13	105	105	92	0.16	0.24	0.13
28/11/2014	10:40	103	103	90	0.10	0.16	0.12
28/11/2014	14:38	105	105	92	0.14	0.19	0.18

TABLE 4.8 CTD: PEN_OS8 LOCALLY TRIGGERED EVENTS

Date	Time	L _{Zpeak}	L _{Cpeak}	L _{Amax,F}	PPV X mms ⁻¹	PPV Y mms ⁻¹	PPV Z mms ⁻¹
28/11/2014	14:47	105	105	92	0.12	0.21	0.13
28/11/2014	16:41	104	104	91	0.10	0.20	0.11
30/11/2014	16:42	105	105	90	0.08	0.12	0.08
19/11/2014	20:11	97	98	85	0.04	0.10	0.05
19/11/2014	20:20	101	100	88	0.09	0.13	0.07
19/11/2014	21:38	104	104	91	0.22	0.28	0.18
19/11/2014	22:54	102	103	88	0.08	0.15	0.09
20/11/2014	00:16	111	109	92	0.27	0.56	0.30
20/11/2014	01:22	106	103	88	0.09	0.26	0.11
20/11/2014	02:16	101	100	86	0.06	0.15	0.08
20/11/2014	03:11	106	106	94	0.16	0.21	0.13
20/11/2014	06:39	109	107	90	0.22	0.65	0.37
20/11/2014	07:43	105	104	86	0.21	0.29	0.16
20/11/2014	08:30	102	101	87	0.08	0.13	0.11
20/11/2014	08:49	108	107	91	0.22	0.38	0.23
20/11/2014	10:40	106	105	93	0.11	0.21	0.12
20/11/2014	12:33	99	98	86	0.04	0.12	0.05
20/11/2014	12:42	106	105	92	0.10	0.19	0.13
20/11/2014	14:14	101	101	85	0.18	0.29	0.17
20/11/2014	14:29	101	101	88	0.03	0.11	0.06
20/11/2014	14:37	104	103	89	0.15	0.19	0.13
20/11/2014	14:47	104	104	91	0.10	0.15	0.13
20/11/2014	16:33	99	98	87	0.05	0.11	0.05
20/11/2014	16:40	103	103	91	0.09	0.16	0.13
20/11/2014	18:40	105	104	91	0.11	0.18	0.13
02/11/2014	00:47	103	103	91	0.05	0.12	0.07
02/11/2014	11:04	104	103	89	0.08	0.15	0.07
02/11/2014	13:31	99	99	85	0.07	0.10	0.07
02/11/2014	13:38	100	99	86	0.04	0.10	0.06
02/11/2014	14:06	101	101	87	0.08	0.19	0.09
02/11/2014	14:40	102	102	90	0.12	0.17	0.13
02/11/2014	15:05	107	107	92	0.22	0.32	0.20
02/11/2014	15:10	102	101	88	0.03	0.08	0.05
02/11/2014	15:52	99	98	86	0.06	0.10	0.08
02/11/2014	16:43	100	100	86	0.06	0.12	0.11
02/11/2014	17:20	105	105	89	0.27	0.27	0.22
02/11/2014	18:16	101	102	87	0.10	0.18	0.09
02/11/2014	18:27	103	103	89	0.08	0.12	0.11
02/11/2014	19:13	110	110	93	0.25	0.30	0.18
02/11/2014	20:16	101	101	88	0.04	0.12	0.07
02/11/2014	20:34	101	101	86	0.08	0.12	0.07
02/11/2014	21:18	102	101	87	0.04	0.09	0.08
02/11/2014	21:26	109	106	92	0.09	0.21	0.09
09/11/2014	09:34	100	100	86	0.04	0.14	0.06
09/11/2014	09:47	101	102	86	0.05	0.09	0.07
09/11/2014	13:29	102	102	87	0.06	0.11	0.09
09/11/2014	13:39	100	100	86	0.04	0.13	0.08
09/11/2014	14:41	103	103	91	0.11	0.19	0.12
09/11/2014	15:51	100	100	86	0.08	0.12	0.08

TABLE 4.8 CTD: PEN_OS8 LOCALLY TRIGGERED EVENTS

Date	Time	L _{Zpeak}	L _{Cpeak}	L _{Amax,F}	PPV X mms ⁻¹	PPV Y mms ⁻¹	PPV Z mms ⁻¹
09/11/2014	16:43	104	104	90	0.07	0.12	0.09
09/11/2014	17:20	104	103	88	0.27	0.29	0.24
09/11/2014	18:18	100	100	85	0.08	0.20	0.08
09/11/2014	18:29	99	99	86	0.07	0.11	0.08
09/11/2014	19:14	105	104	90	0.24	0.28	0.17
09/11/2014	20:18	102	102	88	0.06	0.15	0.07
09/11/2014	20:36	101	100	86	0.07	0.12	0.08
09/11/2014	21:24	103	103	90	0.09	0.26	0.08
09/11/2014	22:58	103	102	85	0.08	0.18	0.11
09/11/2014	23:06	102	102	87	0.07	0.11	0.08
12/11/2014	02:47	105	104	88	0.07	0.20	0.07
12/11/2014	02:58	103	102	88	0.06	0.12	0.12
12/11/2014	03:13	104	104	91	0.11	0.22	0.12
12/11/2014	06:02	106	102	89	0.08	0.14	0.10
12/11/2014	06:39	106	106	89	0.24	0.59	0.37
12/11/2014	06:44	100	100	87	0.07	0.18	0.08
12/11/2014	07:45	105	106	89	0.18	0.32	0.15
12/11/2014	09:11	107	107	91	0.30	0.43	0.28
01/11/2014	00:21	101	100	89	0.04	0.10	0.04
01/11/2014	01:00	110	108	89	0.08	0.19	0.09
01/11/2014	02:28	107	106	91	0.10	0.19	0.11
01/11/2014	02:53	105	105	93	0.11	0.17	0.14
01/11/2014	04:36	110	109	90	0.29	0.56	0.31
01/11/2014	06:05	101	101	88	0.07	0.13	0.10
01/11/2014	08:38	111	111	93	0.27	0.43	0.24
01/11/2014	08:51	99	98	86	0.08	0.15	0.08
01/11/2014	09:45	104	102	89	0.25	0.33	0.17
01/11/2014	10:37	104	103	88	0.15	0.20	0.16
01/11/2014	11:36	102	101	86	0.05	0.12	0.07
01/11/2014	12:40	105	104	91	0.11	0.18	0.14
01/11/2014	14:15	102	102	89	0.10	0.22	0.13
01/11/2014	14:19	112	102	87	0.04	0.15	0.07
01/11/2014	14:47	105	105	92	0.15	0.17	0.15
01/11/2014	16:46	104	102	88	0.15	0.16	0.14
01/11/2014	17:15	102	101	88	0.08	0.11	0.09
01/11/2014	18:49	105	104	91	0.10	0.19	0.14
01/11/2014	19:11	110	104	85	0.10	0.15	0.21
01/11/2014	20:59	103	102	88	0.10	0.15	0.09
01/11/2014	22:06	108	104	88	0.19	0.28	0.16
20/11/2014	19:01	101	101	87	0.08	0.13	0.10
20/11/2014	19:24	108	107	89	0.09	0.23	0.12
20/11/2014	21:08	100	99	88	0.07	0.17	0.08
20/11/2014	21:40	105	104	90	0.24	0.25	0.15
20/11/2014	22:56	100	101	86	0.07	0.14	0.08
20/11/2014	23:08	107	107	89	0.22	0.43	0.22
21/11/2014	00:03	109	107	90	0.25	0.62	0.34
21/11/2014	00:59	105	104	89	0.11	0.23	0.10
21/11/2014	02:21	106	104	88	0.08	0.24	0.10
21/11/2014	03:13	104	105	92	0.17	0.24	0.12

TABLE 4.8 CTD: PEN_OS8 LOCALLY TRIGGERED EVENTS

Date	Time	L _{Zpeak}	L _{Cpeak}	L _{Amax,F}	PPV X mms ⁻¹	PPV Y mms ⁻¹	PPV Z mms ⁻¹
21/11/2014	06:39	108	109	91	0.24	0.50	0.31
21/11/2014	07:20	106	106	91	0.21	0.36	0.23
21/11/2014	07:44	102	102	87	0.19	0.29	0.13
21/11/2014	10:41	105	106	92	0.11	0.21	0.13
21/11/2014	12:42	104	104	91	0.14	0.17	0.25
21/11/2014	14:48	104	103	90	0.10	0.19	0.11
21/11/2014	16:41	105	104	92	0.10	0.18	0.11
21/11/2014	18:41	105	104	92	0.12	0.19	0.11
05/11/2014	10:40	103	103	90	0.11	0.19	0.11
05/11/2014	12:42	105	105	91	0.11	0.19	0.10
05/11/2014	14:30	100	99	86	0.04	0.11	0.06
05/11/2014	14:37	104	105	91	0.17	0.21	0.12
05/11/2014	14:47	101	102	89	0.10	0.18	0.12
05/11/2014	16:16	107	107	94	0.13	0.21	0.14
05/11/2014	16:32	98	98	86	0.08	0.11	0.05
05/11/2014	16:40	106	106	92	0.10	0.15	0.11
05/11/2014	18:12	99	99	86	0.04	0.09	0.08
05/11/2014	18:30	132	132	106	0.16	0.25	0.28
05/11/2014	18:40	105	105	92	0.11	0.17	0.12
05/11/2014	19:02	102	101	87	0.09	0.13	0.11
05/11/2014	20:07	114	113	88	0.03	0.11	0.05
05/11/2014	20:11	116	115	88	0.02	0.02	0.02
05/11/2014	21:35	102	102	88	0.27	0.30	0.19
05/11/2014	22:47	107	107	91	0.22	0.77	0.41
07/11/2014	10:41	103	102	89	0.09	0.17	0.09
07/11/2014	11:15	102	102	86	0.08	0.16	0.11
07/11/2014	12:34	100	100	87	0.03	0.10	0.06
07/11/2014	12:43	102	102	89	0.14	0.18	0.15
07/11/2014	14:38	102	101	89	0.14	0.18	0.13
07/11/2014	14:48	107	107	94	0.15	0.19	0.11
07/11/2014	16:18	102	101	86	0.20	0.30	0.20
07/11/2014	16:33	101	101	89	0.05	0.13	0.06
07/11/2014	16:41	104	104	92	0.10	0.17	0.11
07/11/2014	17:41	99	99	85	0.04	0.10	0.07
07/11/2014	18:40	102	102	89	0.11	0.15	0.12
07/11/2014	19:02	101	100	87	0.06	0.11	0.07
07/11/2014	21:07	99	99	86	0.08	0.17	0.07
07/11/2014	21:35	105	105	90	0.28	0.28	0.19
07/11/2014	22:58	103	103	89	0.10	0.13	0.11
26/11/2014	00:00	109	108	95	0.26	0.40	0.23
26/11/2014	01:14	109	107	91	0.11	0.20	0.10
26/11/2014	03:12	103	103	91	0.17	0.21	0.12
26/11/2014	06:42	110	108	91	0.25	0.79	0.35
26/11/2014	18:41	105	104	90	0.12	0.17	0.11
26/11/2014	22:26	108	107	93	0.22	0.53	0.23
27/11/2014	03:13	107	107	97	0.18	0.27	0.11
27/11/2014	04:08	107	106	91	0.33	0.50	0.40
27/11/2014	16:41	103	102	91	0.11	0.19	0.11
27/11/2014	18:41	103	103	90	0.10	0.16	0.11

TABLE 4.8 CTD: PEN_OS8 LOCALLY TRIGGERED EVENTS

Date	Time	L _{Zpeak}	L _{Cpeak}	L _{Amax,F}	PPV X mms ⁻¹	PPV Y mms ⁻¹	PPV Z mms ⁻¹
10/11/2014	00:39	100	100	86	0.03	0.10	0.06
10/11/2014	01:46	104	105	89	0.08	0.20	0.10
10/11/2014	03:13	106	106	93	0.15	0.16	0.12
10/11/2014	03:44	107	107	91	0.24	0.49	0.26
10/11/2014	06:39	106	106	90	0.21	0.67	0.29
10/11/2014	08:29	100	99	86	0.06	0.13	0.10
10/11/2014	10:40	104	105	92	0.11	0.21	0.12
10/11/2014	12:32	105	101	90	0.04	0.13	0.06
10/11/2014	12:43	101	101	89	0.09	0.15	0.11
10/11/2014	14:29	114	107	88	0.05	0.11	0.05
10/11/2014	14:37	104	104	89	0.12	0.15	0.13
10/11/2014	14:47	103	102	91	0.10	0.14	0.10
10/11/2014	16:33	98	97	85	0.05	0.14	0.08
10/11/2014	16:40	106	106	94	0.11	0.18	0.11
10/11/2014	18:10	101	100	90	0.05	0.10	0.05
10/11/2014	18:41	106	106	92	0.10	0.16	0.11
10/11/2014	19:03	102	103	89	0.07	0.12	0.09
10/11/2014	21:05	101	100	86	0.07	0.14	0.08
10/11/2014	21:33	106	106	90	0.21	0.31	0.17
10/11/2014	22:56	102	102	88	0.06	0.12	0.08
08/11/2014	00:06	110	107	89	0.21	0.61	0.32
08/11/2014	00:29	102	102	91	0.04	0.11	0.06
08/11/2014	01:07	105	104	87	0.08	0.22	0.12
08/11/2014	02:53	106	105	93	0.14	0.18	0.11
08/11/2014	04:05	105	104	87	0.08	0.16	0.08
08/11/2014	06:20	102	100	87	0.07	0.10	0.08
08/11/2014	06:45	108	106	89	0.20	0.59	0.35
08/11/2014	08:51	107	106	91	0.22	0.47	0.24
08/11/2014	09:45	101	102	88	0.25	0.26	0.19
08/11/2014	10:36	105	104	92	0.16	0.17	0.17
08/11/2014	12:22	109	105	85	0.03	0.08	0.05
08/11/2014	12:41	115	109	85	0.07	0.13	0.09
08/11/2014	14:14	110	103	89	0.13	0.17	0.18
08/11/2014	14:19	101	100	87	0.07	0.22	0.11
08/11/2014	14:42	105	104	92	0.19	0.23	0.14
08/11/2014	15:13	103	102	86	0.09	0.34	0.11
08/11/2014	15:49	101	100	85	0.07	0.13	0.06
08/11/2014	16:38	106	101	90	0.04	0.09	0.08
08/11/2014	16:42	106	105	93	0.15	0.16	0.18
08/11/2014	18:47	104	104	91	0.10	0.18	0.12
08/11/2014	19:06	103	102	88	0.08	0.13	0.14
18/11/2014	19:47	105	105	93	0.09	0.25	0.08
18/11/2014	20:12	100	99	86	0.04	0.11	0.08
18/11/2014	21:43	102	102	88	0.19	0.28	0.16
18/11/2014	22:06	105	104	90	0.26	0.43	0.23
18/11/2014	22:56	100	99	87	0.07	0.13	0.09
19/11/2014	00:04	108	108	91	0.27	0.50	0.30
19/11/2014	00:18	98	97	85	0.04	0.14	0.07
19/11/2014	03:03	105	104	89	0.09	0.21	0.10

TABLE 4.8 CTD: PEN_OS8 LOCALLY TRIGGERED EVENTS

Date	Time	L _{Zpeak}	L _{Cpeak}	L _{Amax,F}	PPV X mms ⁻¹	PPV Y mms ⁻¹	PPV Z mms ⁻¹
19/11/2014	03:16	105	105	93	0.18	0.24	0.13
19/11/2014	06:39	108	108	91	0.25	0.65	0.30
19/11/2014	06:43	99	99	85	0.10	0.19	0.08
19/11/2014	07:44	105	105	88	0.21	0.29	0.15
19/11/2014	08:30	102	100	86	0.06	0.10	0.09
19/11/2014	08:42	106	106	91	0.21	0.41	0.23
19/11/2014	10:40	105	105	91	0.12	0.21	0.13
19/11/2014	12:33	100	101	87	0.05	0.13	0.06
19/11/2014	12:42	105	105	92	0.11	0.20	0.13
19/11/2014	14:37	104	103	88	0.12	0.17	0.14
19/11/2014	14:47	104	103	91	0.12	0.20	0.12
19/11/2014	16:33	100	99	87	0.05	0.14	0.06
19/11/2014	16:40	107	106	92	0.11	0.23	0.13
19/11/2014	18:11	102	101	88	0.03	0.12	0.06
19/11/2014	18:41	108	108	98	0.12	0.20	0.12
29/11/2014	01:10	104	103	92	0.09	0.14	0.08
29/11/2014	14:43	103	103	90	0.11	0.20	0.12
29/11/2014	16:42	106	105	93	0.12	0.17	0.12
01/12/2014	12:43	106	106	93	0.15	0.18	0.12
01/12/2014	16:41	105	105	92	0.13	0.21	0.13
01/12/2014	18:41	106	106	92	0.10	0.18	0.13
01/12/2014	22:08	108	107	91	0.24	0.48	0.28
02/12/2014	03:12	105	105	93	0.14	0.22	0.14
02/12/2014	04:34	105	105	93	0.12	0.21	0.14
02/12/2014	05:34	105	104	92	0.11	0.18	0.12
02/12/2014	10:40	105	105	93	0.12	0.21	0.13
02/12/2014	12:47	105	104	92	0.13	0.20	0.12
02/12/2014	14:47	105	105	91	0.14	0.23	0.14
02/12/2014	16:40	104	104	91	0.11	0.18	0.14
02/12/2014	19:47	108	104	92	0.10	0.18	0.08
03/12/2014	00:01	109	107	92	0.28	0.34	0.31
03/12/2014	03:10	107	106	92	0.13	0.25	0.12
03/12/2014	05:39	105	104	91	0.11	0.23	0.13
03/12/2014	10:41	103	103	90	0.12	0.16	0.15
03/12/2014	14:52	103	102	90	0.10	0.22	0.14
03/12/2014	16:15	107	107	93	0.13	0.22	0.14
03/12/2014	16:40	103	103	91	0.11	0.19	0.14
03/12/2014	22:21	110	110	92	0.23	0.54	0.31
04/12/2014	04:32	104	103	91	0.11	0.21	0.13
04/12/2014	06:37	108	106	91	0.26	0.72	0.33
04/12/2014	08:40	108	105	91	0.34	0.44	0.26
04/12/2014	12:45	104	103	92	0.12	0.20	0.14
04/12/2014	14:48	104	104	91	0.19	0.24	0.14
05/12/2014	00:56	109	107	92	0.24	0.34	0.23
05/12/2014	03:12	104	104	92	0.14	0.20	0.13
05/12/2014	04:34	105	105	92	0.13	0.18	0.12
05/12/2014	05:40	104	102	90	0.15	0.21	0.14
05/12/2014	06:39	108	106	91	0.24	0.60	0.30
05/12/2014	10:40	106	105	91	0.15	0.24	0.13

TABLE 4.8 CTD: PEN_OS8 LOCALLY TRIGGERED EVENTS

Date	Time	L _{Zpeak}	L _{Cpeak}	L _{Amax,F}	PPV X mms ⁻¹	PPV Y mms ⁻¹	PPV Z mms ⁻¹
05/12/2014	12:43	104	103	91	0.13	0.19	0.30
05/12/2014	14:47	105	104	92	0.15	0.24	0.11
05/12/2014	16:42	103	102	91	0.13	0.21	0.13
05/12/2014	18:41	104	104	92	0.14	0.20	0.16
06/12/2014	02:53	104	103	91	0.13	0.22	0.13
06/12/2014	05:27	106	105	91	0.23	0.32	0.22
07/12/2014	21:26	105	105	91	0.11	0.17	0.11
07/12/2014	23:21	109	108	92	0.22	0.38	0.27
08/12/2014	03:12	104	105	91	0.19	0.19	0.12
08/12/2014	12:42	104	104	92	0.12	0.16	0.14
08/12/2014	14:37	105	103	91	0.14	0.17	0.15
08/12/2014	18:41	104	104	92	0.14	0.19	0.13
08/12/2014	22:34	110	108	92	0.24	0.47	0.32
09/12/2014	01:01	108	106	98	0.09	0.13	0.09
09/12/2014	03:12	104	104	92	0.19	0.29	0.12
09/12/2014	10:40	109	106	93	0.13	0.22	0.13
09/12/2014	12:42	107	106	91	0.12	0.19	0.13
09/12/2014	14:47	111	105	91	0.11	0.19	0.14
09/12/2014	16:40	109	105	93	0.11	0.16	0.14
09/12/2014	18:42	104	103	90	0.12	0.18	0.12
09/12/2014	21:08	115	114	103	0.07	0.13	0.09
09/12/2014	23:22	108	109	92	0.22	0.53	0.32
10/12/2014	01:11	107	105	92	0.10	0.23	0.09
10/12/2014	03:12	105	104	92	0.20	0.18	0.16
10/12/2014	06:38	108	107	94	0.21	0.57	0.35
10/12/2014	10:40	104	104	91	0.12	0.27	0.13
10/12/2014	18:40	103	103	91	0.15	0.19	0.13
11/12/2014	21:45	105	103	90	0.05	0.09	0.06
12/12/2014	00:10	110	110	92	0.22	0.41	0.24
12/12/2014	00:17	108	99	87	0.05	0.11	0.05
12/12/2014	01:16	121	114	93	0.07	0.25	0.08
12/12/2014	03:12	105	106	93	0.22	0.23	0.12
12/12/2014	12:42	104	104	90	0.12	0.22	0.11
12/12/2014	14:37	104	102	90	0.11	0.15	0.12
12/12/2014	14:47	105	104	92	0.14	0.25	0.12
12/12/2014	16:40	105	105	92	0.17	0.22	0.13
12/12/2014	18:50	104	104	91	0.12	0.26	0.12
13/12/2014	01:04	108	108	92	0.11	0.25	0.14
13/12/2014	02:55	105	105	92	0.12	0.23	0.12
13/12/2014	06:44	112	112	93	0.23	0.62	0.31
13/12/2014	12:40	104	103	91	0.18	0.25	0.14
13/12/2014	18:47	105	104	92	0.16	0.23	0.11
14/12/2014	19:22	103	102	92	0.04	0.07	0.05
14/12/2014	21:24	105	105	92	0.14	0.23	0.12
14/12/2014	23:02	112	111	93	0.21	0.46	0.29
15/12/2014	01:14	111	108	96	0.10	0.23	0.09
15/12/2014	03:12	106	106	96	0.16	0.22	0.12
15/12/2014	06:40	110	110	91	0.21	0.51	0.31
15/12/2014	10:40	104	103	91	0.11	0.25	0.13

TABLE 4.8 CTD: PEN_OS8 LOCALLY TRIGGERED EVENTS

Date	Time	L _{Zpeak}	L _{Cpeak}	L _{Amax,F}	PPV X mms ⁻¹	PPV Y mms ⁻¹	PPV Z mms ⁻¹
15/12/2014	14:48	103	104	91	0.11	0.21	0.12
15/12/2014	16:15	107	107	92	0.15	0.18	0.12
15/12/2014	18:43	102	102	90	0.20	0.19	0.34
16/12/2014	01:11	108	107	90	0.10	0.22	0.08
16/12/2014	01:11	108	107	90	0.10	0.22	0.08
16/12/2014	03:11	106	105	93	0.15	0.17	0.13
16/12/2014	03:11	106	105	93	0.15	0.17	0.13
16/12/2014	04:00	107	105	91	0.27	0.28	0.23
16/12/2014	04:00	107	105	91	0.27	0.28	0.23
16/12/2014	06:40	111	110	92	0.22	0.57	0.30
16/12/2014	06:40	111	110	92	0.22	0.57	0.30
16/12/2014	10:40	104	104	91	0.12	0.22	0.13
16/12/2014	10:40	104	104	91	0.12	0.22	0.13
16/12/2014	12:43	106	106	93	0.12	0.19	0.13
16/12/2014	12:43	106	106	93	0.12	0.19	0.13
16/12/2014	14:38	104	103	90	0.15	0.18	0.17
16/12/2014	14:38	104	103	90	0.15	0.18	0.17
16/12/2014	14:47	105	105	92	0.11	0.20	0.13
16/12/2014	14:47	105	105	92	0.11	0.20	0.13
16/12/2014	16:40	104	104	92	0.10	0.19	0.12
16/12/2014	16:40	104	104	92	0.10	0.19	0.12
16/12/2014	18:43	106	106	94	0.13	0.17	0.11
16/12/2014	18:43	106	106	94	0.13	0.17	0.11
16/12/2014	22:07	112	109	92	0.23	0.42	0.29
17/12/2014	00:07	110	108	91	0.22	0.42	0.25
17/12/2014	03:12	106	106	94	0.18	0.17	0.12
17/12/2014	10:40	106	106	92	0.11	0.17	0.13
17/12/2014	16:41	104	104	92	0.10	0.15	0.14
17/12/2014	18:40	105	105	90	0.11	0.18	0.12
17/12/2014	19:24	107	105	91	0.07	0.14	0.12
17/12/2014	23:07	110	109	92	0.23	0.42	0.29
18/12/2014	01:36	108	108	93	0.08	0.22	0.08
18/12/2014	03:11	105	104	91	0.16	0.23	0.13
18/12/2014	06:39	111	108	91	0.25	0.60	0.39
18/12/2014	10:40	106	106	92	0.15	0.18	0.14
18/12/2014	14:47	106	104	91	0.11	0.15	0.13
18/12/2014	16:41	105	104	93	0.13	0.20	0.13
18/12/2014	19:29	112	110	91	0.08	0.20	0.10
19/12/2014	00:04	114	112	94	0.24	0.41	0.27
19/12/2014	01:06	107	107	93	0.08	0.20	0.09
19/12/2014	03:12	106	105	94	0.18	0.21	0.12
19/12/2014	10:40	104	104	93	0.13	0.17	0.12
19/12/2014	12:42	103	103	90	0.12	0.21	0.12
19/12/2014	14:38	105	105	92	0.13	0.22	0.12
19/12/2014	14:47	104	104	92	0.11	0.17	0.15
19/12/2014	16:40	108	107	95	0.11	0.15	0.13
19/12/2014	19:33	107	104	91	0.09	0.20	0.11
19/12/2014	23:23	107	108	91	0.27	0.49	0.30
20/12/2014	01:04	106	104	91	0.06	0.15	0.06

TABLE 4.8 CTD: PEN_OS8 LOCALLY TRIGGERED EVENTS

Date	Time	L _{Zpeak}	L _{Cpeak}	L _{Amax,F}	PPV X mms ⁻¹	PPV Y mms ⁻¹	PPV Z mms ⁻¹
20/12/2014	02:53	106	105	93	0.12	0.18	0.12
20/12/2014	06:44	109	108	91	0.23	0.66	0.32
20/12/2014	11:34	107	103	92	0.04	0.11	0.06
20/12/2014	12:40	104	104	91	0.13	0.21	0.14
20/12/2014	14:15	104	103	92	0.12	0.18	0.14
20/12/2014	14:33	103	103	91	0.10	0.23	0.12
20/12/2014	18:48	104	104	90	0.12	0.18	0.16
20/12/2014	22:03	105	105	90	0.28	0.24	0.19
21/12/2014	15:37	115	115	101	0.27	0.28	0.17
21/12/2014	19:51	104	104	93	0.06	0.13	0.08
22/12/2014	01:02	110	106	90	0.08	0.20	0.10
22/12/2014	03:12	105	105	93	0.14	0.14	0.15
22/12/2014	08:30	108	108	99	0.08	0.12	0.07
22/12/2014	10:40	107	107	94	0.14	0.27	0.13
22/12/2014	12:00	111	111	92	0.07	0.17	0.06
22/12/2014	12:42	104	104	91	0.12	0.21	0.12
22/12/2014	14:37	105	105	93	0.13	0.18	0.17
22/12/2014	14:47	105	104	93	0.10	0.17	0.13
22/12/2014	16:40	105	105	94	0.10	0.17	0.14
22/12/2014	18:40	105	104	92	0.12	0.21	0.12
22/12/2014	22:27	105	104	90	0.25	0.28	0.18
23/12/2014	01:04	105	104	91	0.05	0.14	0.07
23/12/2014	03:12	106	106	94	0.16	0.15	0.15
23/12/2014	04:19	109	108	91	0.27	0.33	0.30
23/12/2014	06:39	111	109	90	0.23	0.61	0.35
23/12/2014	14:38	105	106	91	0.14	0.24	0.13
23/12/2014	14:47	104	104	91	0.11	0.16	0.15
23/12/2014	19:41	106	104	91	0.09	0.19	0.08
24/12/2014	00:01	109	109	93	0.24	0.49	0.30
24/12/2014	00:16	103	102	91	0.04	0.13	0.05
24/12/2014	00:54	105	104	95	0.06	0.14	0.07
24/12/2014	03:12	106	106	93	0.16	0.22	0.14
24/12/2014	03:27	108	107	93	0.26	0.35	0.26
24/12/2014	10:41	106	106	94	0.12	0.24	0.12
24/12/2014	12:43	103	103	91	0.11	0.28	0.13
24/12/2014	14:37	106	106	94	0.15	0.23	0.15
24/12/2014	14:47	105	105	93	0.17	0.28	0.16
24/12/2014	16:40	105	105	93	0.12	0.21	0.12
24/12/2014	19:06	107	105	92	0.10	0.22	0.09
24/12/2014	21:58	110	110	91	0.25	0.45	0.30
27/12/2014	10:38	102	102	90	0.12	0.24	0.13
27/12/2014	10:46	104	104	91	0.31	0.26	0.17
27/12/2014	12:41	104	103	90	0.16	0.19	0.20
27/12/2014	14:44	105	105	93	0.15	0.28	0.13
27/12/2014	16:42	104	104	91	0.12	0.23	0.12
27/12/2014	18:49	104	103	90	0.16	0.27	0.22
28/12/2014	21:26	105	104	91	0.16	0.22	0.10
28/12/2014	23:46	107	106	91	0.19	0.56	0.33
29/12/2014	03:12	105	104	91	0.17	0.24	0.13

TABLE 4.8 CTD: PEN_OS8 LOCALLY TRIGGERED EVENTS

Date	Time	L _{Zpeak}	L _{Cpeak}	L _{Amax,F}	PPV X mms ⁻¹	PPV Y mms ⁻¹	PPV Z mms ⁻¹
29/12/2014	06:39	111	111	92	0.26	0.59	0.32
29/12/2014	14:40	104	104	92	0.20	0.27	0.13
29/12/2014	14:51	105	105	92	0.12	0.21	0.13
29/12/2014	16:40	104	104	92	0.12	0.18	0.13
29/12/2014	18:40	105	105	91	0.12	0.23	0.14
29/12/2014	22:31	111	110	92	0.22	0.50	0.33
30/12/2014	00:59	106	105	90	0.09	0.17	0.08
30/12/2014	03:12	106	106	93	0.17	0.22	0.16
30/12/2014	04:14	108	107	92	0.27	0.36	0.25
30/12/2014	06:39	112	110	93	0.21	0.54	0.33
30/12/2014	12:42	104	104	92	0.12	0.23	0.12
30/12/2014	14:37	105	106	93	0.16	0.26	0.16
30/12/2014	14:47	105	105	92	0.13	0.39	0.19
30/12/2014	16:40	106	106	94	0.10	0.23	0.12
30/12/2014	17:43	108	103	91	0.03	0.10	0.05
30/12/2014	18:40	104	104	91	0.11	0.15	0.14
30/12/2014	19:08	103	103	90	0.10	0.19	0.08
30/12/2014	22:27	108	108	92	0.24	0.42	0.25
31/12/2014	01:07	108	104	92	0.09	0.14	0.07
31/12/2014	03:27	104	105	91	0.12	0.23	0.14
31/12/2014	03:53	110	110	93	0.30	0.48	0.33
31/12/2014	04:20	105	105	92	0.12	0.19	0.13
31/12/2014	10:41	104	104	91	0.13	0.18	0.15
31/12/2014	12:44	103	103	90	0.11	0.16	0.14
31/12/2014	14:37	105	104	92	0.18	0.23	0.16
31/12/2014	14:47	105	105	92	0.14	0.19	0.19
31/12/2014	16:40	105	104	92	0.12	0.19	0.12
31/12/2014	18:40	104	103	91	0.10	0.17	0.11
31/12/2014	19:24	107	104	92	0.09	0.16	0.08
31/12/2014	22:14	106	105	90	0.28	0.37	0.32
01/01/2015	08:38	108	105	93	0.17	0.23	0.17
01/01/2015	10:40	104	104	91	0.12	0.19	0.13
01/01/2015	12:42	105	104	92	0.10	0.15	0.14
01/01/2015	14:37	106	104	92	0.13	0.20	0.14
01/01/2015	16:42	106	104	90	0.12	0.19	0.12
01/01/2015	18:40	110	106	93	0.10	0.19	0.12
01/01/2015	22:04	112	111	93	0.22	0.41	0.29
02/01/2015	03:12	105	105	92	0.15	0.19	0.13
02/01/2015	04:17	110	109	90	0.22	0.60	0.31
02/01/2015	10:40	105	104	91	0.10	0.17	0.14
02/01/2015	12:43	104	104	91	0.13	0.23	0.12
02/01/2015	14:37	104	104	93	0.15	0.21	0.13
02/01/2015	14:47	104	103	91	0.13	0.26	0.14
02/01/2015	16:41	103	103	91	0.10	0.20	0.13
02/01/2015	18:41	118	118	108	0.17	0.25	0.17
02/01/2015	19:25	108	105	91	0.10	0.17	0.09
02/01/2015	21:59	106	106	91	0.31	0.52	0.36
03/01/2015	00:58	105	104	91	0.08	0.18	0.08
03/01/2015	02:53	105	104	91	0.12	0.21	0.14

TABLE 4.8 CTD: PEN_OS8 LOCALLY TRIGGERED EVENTS

Date	Time	L _{Zpeak}	L _{Cpeak}	L _{Amax,F}	PPV X mms ⁻¹	PPV Y mms ⁻¹	PPV Z mms ⁻¹
03/01/2015	04:23	106	106	90	0.24	0.29	0.16
03/01/2015	12:41	104	105	92	0.14	0.26	0.14
03/01/2015	14:16	104	103	90	0.14	0.19	0.16
03/01/2015	14:41	106	106	94	0.13	0.16	0.17
03/01/2015	14:49	105	104	92	0.12	0.19	0.14
03/01/2015	18:51	106	106	92	0.13	0.25	0.14
04/01/2015	19:21	107	106	99	0.05	0.08	0.05
04/01/2015	21:26	107	107	92	0.13	0.16	0.13
04/01/2015	23:01	113	111	93	0.27	0.45	0.27
05/01/2015	03:12	106	106	96	0.18	0.24	0.13
05/01/2015	10:40	103	103	91	0.12	0.19	0.11
05/01/2015	12:42	104	104	92	0.11	0.19	0.14
05/01/2015	14:37	106	106	93	0.11	0.19	0.14
05/01/2015	14:47	106	105	93	0.17	0.22	0.14
05/01/2015	16:41	105	104	92	0.13	0.18	0.12
05/01/2015	18:44	106	106	93	0.11	0.18	0.13
06/01/2015	01:51	109	108	90	0.08	0.21	0.09
06/01/2015	03:13	106	105	92	0.15	0.19	0.14
06/01/2015	06:38	113	111	94	0.19	0.61	0.29
06/01/2015	10:40	106	106	95	0.19	0.20	0.16
06/01/2015	12:42	107	107	95	0.15	0.24	0.14
06/01/2015	14:42	105	105	93	0.12	0.21	0.12
06/01/2015	14:49	105	105	92	0.12	0.19	0.14
06/01/2015	16:40	106	105	93	0.15	0.20	0.13
06/01/2015	18:40	106	106	93	0.12	0.22	0.13
06/01/2015	19:24	103	103	91	0.08	0.16	0.06
06/01/2015	23:36	108	106	91	0.25	0.46	0.30
07/01/2015	01:06	104	103	91	0.08	0.14	0.08
07/01/2015	03:13	104	103	91	0.16	0.16	0.14
07/01/2015	10:40	109	105	92	0.12	0.21	0.12
07/01/2015	12:43	106	104	90	0.12	0.22	0.12
07/01/2015	14:42	105	105	90	0.12	0.15	0.12
07/01/2015	16:40	104	104	91	0.12	0.19	0.12
07/01/2015	18:40	104	104	91	0.13	0.22	0.12
08/01/2015	01:13	103	103	91	0.07	0.14	0.08
08/01/2015	01:36	106	105	91	0.09	0.22	0.10
08/01/2015	03:16	107	107	94	0.14	0.19	0.14
08/01/2015	06:40	112	110	90	0.22	0.59	0.29
08/01/2015	10:40	104	104	93	0.15	0.25	0.13
08/01/2015	12:42	104	104	91	0.14	0.25	0.12
08/01/2015	14:36	104	104	92	0.12	0.21	0.13
08/01/2015	14:47	105	104	92	0.11	0.22	0.11
08/01/2015	16:40	105	105	92	0.12	0.24	0.13
08/01/2015	18:40	105	104	92	0.10	0.20	0.12
08/01/2015	19:45	109	105	92	0.08	0.16	0.06
09/01/2015	00:07	105	104	90	0.21	0.40	0.25
09/01/2015	01:03	108	103	90	0.08	0.21	0.07
09/01/2015	03:12	104	104	90	0.15	0.16	0.13
09/01/2015	06:40	109	108	91	0.24	0.62	0.30

TABLE 4.8 CTD: PEN_OS8 LOCALLY TRIGGERED EVENTS

Date	Time	L _{Zpeak}	L _{Cpeak}	L _{Amax,F}	PPV X mms ⁻¹	PPV Y mms ⁻¹	PPV Z mms ⁻¹
09/01/2015	10:40	104	103	91	0.11	0.24	0.14
09/01/2015	14:47	103	103	90	0.12	0.15	0.12
09/01/2015	16:40	105	103	91	0.10	0.16	0.12
09/01/2015	18:40	104	104	91	0.10	0.15	0.13
09/01/2015	23:19	111	110	92	0.23	0.37	0.24
10/01/2015	02:56	107	104	91	0.11	0.17	0.13
10/01/2015	10:37	104	103	91	0.13	0.23	0.14
10/01/2015	12:41	106	106	93	0.13	0.21	0.12
10/01/2015	14:15	104	104	91	0.16	0.22	0.18
10/01/2015	14:33	106	106	92	0.14	0.25	0.20
10/01/2015	14:43	104	104	91	0.10	0.21	0.12
10/01/2015	16:42	106	105	92	0.12	0.26	0.13
10/01/2015	18:56	105	104	93	0.10	0.16	0.13
11/01/2015	21:24	104	103	91	0.11	0.18	0.14
12/01/2015	03:12	106	105	92	0.16	0.24	0.15
12/01/2015	04:00	106	104	91	0.06	0.14	0.08
12/01/2015	06:19	112	106	86	0.03	0.07	0.07
12/01/2015	10:40	106	104	91	0.10	0.17	0.14
12/01/2015	14:48	105	105	92	0.13	0.21	0.13
12/01/2015	16:41	103	103	91	0.11	0.20	0.13
13/01/2015	00:14	112	111	93	0.24	0.41	0.24
13/01/2015	02:02	105	104	91	0.08	0.13	0.07
13/01/2015	06:39	113	111	91	0.24	0.66	0.29
13/01/2015	10:40	105	105	92	0.14	0.22	0.14
13/01/2015	12:42	103	103	90	0.12	0.24	0.11
13/01/2015	14:38	105	104	92	0.21	0.26	0.17
13/01/2015	14:47	106	105	93	0.12	0.23	0.12
13/01/2015	16:40	104	104	91	0.13	0.24	0.13
13/01/2015	18:40	103	103	91	0.12	0.19	0.12
13/01/2015	21:39	105	104	90	0.09	0.16	0.07
14/01/2015	00:52	112	110	93	0.20	0.41	0.28
14/01/2015	00:59	104	104	91	0.08	0.14	0.07
14/01/2015	03:12	108	108	95	0.17	0.17	0.13
14/01/2015	06:40	112	109	90	0.20	0.62	0.32
14/01/2015	10:40	104	104	91	0.12	0.20	0.14
14/01/2015	12:42	103	103	90	0.11	0.19	0.14
14/01/2015	14:47	113	103	90	0.12	0.20	0.13
14/01/2015	18:40	109	107	91	0.10	0.19	0.13
15/01/2015	19:27	106	104	91	0.06	0.13	0.05
16/01/2015	12:42	104	104	92	0.12	0.26	0.12
16/01/2015	14:47	105	104	93	0.22	0.26	0.15
16/01/2015	16:41	105	105	93	0.14	0.25	0.12
16/01/2015	18:40	105	105	92	0.12	0.21	0.13
17/01/2015	01:00	110	109	90	0.21	0.45	0.18
17/01/2015	02:53	104	104	91	0.17	0.23	0.12
17/01/2015	07:05	112	110	91	0.28	0.39	0.23
17/01/2015	09:45	104	104	88	0.29	0.29	0.17
17/01/2015	12:45	106	105	92	0.11	0.23	0.15
17/01/2015	18:46	107	107	94	0.15	0.26	0.12

TABLE 4.8 CTD: PEN_OS8 LOCALLY TRIGGERED EVENTS

Date	Time	L _{Zpeak}	L _{Cpeak}	L _{Amax,F}	PPV X mms ⁻¹	PPV Y mms ⁻¹	PPV Z mms ⁻¹
18/01/2015	14:21	108	107	91	0.29	0.33	0.23
18/01/2015	14:36	104	105	91	0.11	0.23	0.12
18/01/2015	16:22	108	108	91	0.30	0.32	0.22
18/01/2015	19:09	106	106	92	0.34	0.32	0.20
19/01/2015	03:12	104	103	92	0.18	0.25	0.14
19/01/2015	12:43	104	105	92	0.14	0.32	0.12
19/01/2015	14:47	104	103	91	0.14	0.21	0.15
19/01/2015	16:49	105	104	91	0.12	0.27	0.13
19/01/2015	18:47	106	106	93	0.15	0.24	0.12
19/01/2015	20:23	105	104	93	0.13	0.24	0.14
20/01/2015	00:37	108	106	90	0.22	0.50	0.34
20/01/2015	01:00	112	107	95	0.05	0.11	0.06
20/01/2015	05:12	106	105	93	0.12	0.22	0.11
20/01/2015	10:40	105	104	92	0.13	0.21	0.13
20/01/2015	12:44	105	105	94	0.14	0.22	0.12
20/01/2015	14:45	105	105	91	0.15	0.18	0.16
20/01/2015	14:53	106	107	92	0.11	0.18	0.15
20/01/2015	16:40	104	104	92	0.15	0.19	0.13
20/01/2015	18:40	105	104	92	0.12	0.16	0.13
21/01/2015	03:12	105	104	92	0.19	0.19	0.13
21/01/2015	10:40	105	104	93	0.19	0.24	0.15
21/01/2015	12:43	105	105	93	0.13	0.25	0.14
21/01/2015	14:37	104	103	91	0.13	0.23	0.16
21/01/2015	14:47	106	106	94	0.11	0.16	0.15
21/01/2015	16:34	102	102	90	0.10	0.15	0.15
21/01/2015	16:39	107	106	94	0.14	0.21	0.13
21/01/2015	18:40	106	106	93	0.13	0.21	0.12
21/01/2015	19:24	113	108	98	0.06	0.12	0.07
21/01/2015	21:32	105	105	91	0.33	0.39	0.19
21/01/2015	23:24	105	105	90	0.24	0.49	0.25
22/01/2015	01:41	105	104	92	0.07	0.14	0.09
22/01/2015	03:13	107	106	94	0.16	0.26	0.17
22/01/2015	10:40	104	104	91	0.12	0.26	0.12
22/01/2015	12:42	104	103	92	0.12	0.20	0.15
22/01/2015	14:38	103	104	92	0.13	0.23	0.14
22/01/2015	16:39	103	102	91	0.11	0.26	0.13
22/01/2015	17:27	100	100	90	0.07	0.15	0.07
22/01/2015	18:41	105	104	92	0.12	0.24	0.15
22/01/2015	20:36	106	103	90	0.08	0.15	0.06
23/01/2015	00:52	110	108	94	0.28	0.41	0.33
23/01/2015	03:12	105	105	92	0.17	0.26	0.15
23/01/2015	06:47	105	104	91	0.20	0.27	0.17
23/01/2015	14:37	105	105	91	0.14	0.23	0.13
23/01/2015	14:47	107	107	94	0.14	0.19	0.13
23/01/2015	16:40	104	103	90	0.09	0.16	0.15
25/01/2015	19:28	104	104	90	0.07	0.13	0.08
25/01/2015	23:03	106	105	91	0.25	0.43	0.28
26/01/2015	03:12	106	107	94	0.15	0.24	0.14
26/01/2015	10:40	105	105	94	0.10	0.18	0.13

TABLE 4.8 CTD: PEN_OS8 LOCALLY TRIGGERED EVENTS

Date	Time	L _{Zpeak}	L _{Cpeak}	L _{Amax,F}	PPV X mms ⁻¹	PPV Y mms ⁻¹	PPV Z mms ⁻¹
26/01/2015	12:43	104	104	91	0.13	0.21	0.13
26/01/2015	14:37	104	103	90	0.16	0.17	0.16
26/01/2015	14:48	105	106	93	0.16	0.22	0.13
26/01/2015	16:40	106	106	93	0.11	0.18	0.14
26/01/2015	18:41	103	103	90	0.10	0.18	0.16
26/01/2015	22:27	109	108	91	0.22	0.39	0.25
27/01/2015	01:00	107	105	90	0.09	0.18	0.11
27/01/2015	02:04	110	107	97	0.04	0.10	0.08
27/01/2015	03:12	107	107	94	0.16	0.25	0.13
27/01/2015	04:31	105	104	93	0.16	0.25	0.13
27/01/2015	04:55	104	104	92	0.12	0.23	0.12
27/01/2015	10:41	103	103	90	0.10	0.16	0.15
27/01/2015	12:42	103	103	90	0.13	0.21	0.14
27/01/2015	14:47	106	106	96	0.12	0.21	0.13
27/01/2015	16:41	103	102	90	0.11	0.17	0.16
27/01/2015	17:49	111	110	94	0.03	0.07	0.05
27/01/2015	20:28	107	107	90	0.09	0.16	0.09
27/01/2015	22:09	113	113	98	0.26	0.47	0.25
28/01/2015	00:19	112	110	90	0.23	0.50	0.26
28/01/2015	04:31	103	104	90	0.11	0.16	0.12
28/01/2015	04:57	105	104	91	0.12	0.17	0.13
28/01/2015	06:38	113	110	90	0.23	0.59	0.37
28/01/2015	10:39	107	106	94	0.12	0.23	0.13
28/01/2015	12:32	105	105	91	0.04	0.09	0.05
28/01/2015	14:38	105	104	92	0.10	0.23	0.13
28/01/2015	14:49	103	102	90	0.09	0.13	0.11
28/01/2015	16:41	108	108	95	0.12	0.18	0.14
28/01/2015	18:40	103	103	90	0.11	0.12	0.16
28/01/2015	19:02	103	103	90	0.07	0.12	0.10
28/01/2015	19:25	108	104	92	0.07	0.10	0.07
28/01/2015	20:17	103	103	90	0.12	0.20	0.16
28/01/2015	21:36	103	104	90	0.22	0.28	0.15
28/01/2015	23:25	108	107	91	0.23	0.45	0.26
29/01/2015	00:59	110	107	93	0.07	0.15	0.13
29/01/2015	01:46	111	108	98	0.05	0.11	0.07
29/01/2015	03:12	104	104	91	0.13	0.20	0.14
29/01/2015	04:28	105	105	92	0.15	0.28	0.12
29/01/2015	08:47	102	101	90	0.04	0.09	0.05
29/01/2015	12:43	105	106	91	0.17	0.13	0.20
29/01/2015	18:40	104	105	91	0.16	0.23	0.19
29/01/2015	20:34	108	106	92	0.09	0.16	0.06
30/01/2015	00:15	110	108	91	0.24	0.51	0.30
30/01/2015	03:14	109	104	92	0.11	0.19	0.14
30/01/2015	04:32	106	103	92	0.12	0.23	0.12
30/01/2015	04:56	104	104	91	0.13	0.26	0.12
30/01/2015	10:40	104	104	91	0.11	0.18	0.13
30/01/2015	13:40	147	148	121	0.01	0.02	0.02
30/01/2015	13:41	99	98	93	0.01	0.01	0.01
30/01/2015	13:42	99	98	93	0.00	0.00	0.00

TABLE 4.8 CTD: PEN_OS8 LOCALLY TRIGGERED EVENTS

Date	Time	L _{Zpeak}	L _{Cpeak}	L _{Amax,F}	PPV X mms ⁻¹	PPV Y mms ⁻¹	PPV Z mms ⁻¹
30/01/2015	13:43	103	100	93	0.03	0.06	0.05
30/01/2015	13:43	123	122	95	0.01	0.02	0.02
30/01/2015	14:15	106	105	90	0.16	0.18	0.20
30/01/2015	14:37	106	105	93	0.12	0.25	0.13
30/01/2015	14:48	105	105	91	0.10	0.17	0.14
30/01/2015	16:40	106	106	92	0.12	0.27	0.13
30/01/2015	18:40	104	103	91	0.12	0.25	0.12
30/01/2015	20:36	107	105	94	0.08	0.17	0.16
31/01/2015	00:14	105	103	90	0.20	0.24	0.18
31/01/2015	01:39	112	109	92	0.09	0.21	0.09
31/01/2015	05:14	104	103	90	0.14	0.18	0.19
31/01/2015	05:27	110	108	91	0.22	0.62	0.33
31/01/2015	10:36	107	106	92	0.16	0.18	0.18
31/01/2015	12:40	104	103	91	0.15	0.23	0.11
31/01/2015	14:35	102	101	90	0.15	0.16	0.16
31/01/2015	16:41	103	103	90	0.16	0.17	0.19
31/01/2015	18:46	103	103	90	0.13	0.25	0.11
01/02/2015	14:35	105	105	93	0.14	0.26	0.15
01/02/2015	17:07	103	103	91	0.26	0.25	0.16
01/02/2015	21:25	106	106	91	0.14	0.21	0.13
02/02/2015	03:12	106	105	95	0.16	0.25	0.15
02/02/2015	12:43	103	103	91	0.12	0.27	0.13
02/02/2015	16:43	103	103	90	0.11	0.23	0.12
02/02/2015	18:42	104	104	91	0.11	0.15	0.15
03/02/2015	00:45	112	111	92	0.26	0.43	0.22
03/02/2015	03:13	105	104	92	0.21	0.23	0.15
03/02/2015	06:39	112	111	90	0.27	0.62	0.36
03/02/2015	12:44	103	103	90	0.12	0.21	0.14
03/02/2015	16:41	105	105	92	0.13	0.23	0.15
03/02/2015	18:42	104	104	91	0.14	0.26	0.12
03/02/2015	20:53	106	104	91	0.09	0.18	0.08
03/02/2015	22:03	109	108	91	0.29	0.38	0.25
04/02/2015	00:16	112	111	91	0.24	0.43	0.26
04/02/2015	01:12	104	104	90	0.09	0.17	0.08
04/02/2015	03:12	105	105	93	0.16	0.23	0.15
04/02/2015	10:41	103	103	90	0.14	0.26	0.14
04/02/2015	14:47	104	103	92	0.14	0.25	0.12
04/02/2015	16:40	103	103	91	0.12	0.24	0.13
04/02/2015	18:40	106	106	94	0.14	0.25	0.13
04/02/2015	21:35	105	104	91	0.25	0.28	0.15
05/02/2015	00:12	108	108	90	0.27	0.59	0.28
05/02/2015	01:13	109	108	97	0.09	0.14	0.10
05/02/2015	01:45	104	102	91	0.07	0.15	0.08
05/02/2015	03:12	104	104	90	0.16	0.19	0.15
05/02/2015	06:40	105	106	90	0.25	0.31	0.19
05/02/2015	07:44	102	102	86	0.12	0.18	0.12
05/02/2015	10:40	104	103	91	0.14	0.27	0.15
05/02/2015	12:42	108	108	98	0.16	0.24	0.15
05/02/2015	14:37	105	104	92	0.14	0.17	0.19

TABLE 4.8 CTD: PEN_OS8 LOCALLY TRIGGERED EVENTS

Date	Time	L _{Zpeak}	L _{Cpeak}	L _{Amax,F}	PPV X mms ⁻¹	PPV Y mms ⁻¹	PPV Z mms ⁻¹
05/02/2015	14:47	105	105	92	0.15	0.21	0.18
05/02/2015	16:40	105	105	92	0.13	0.23	0.14
05/02/2015	18:40	105	105	93	0.15	0.18	0.14
06/02/2015	00:11	112	111	92	0.22	0.48	0.27
06/02/2015	01:10	109	105	93	0.08	0.13	0.08
06/02/2015	03:13	108	108	94	0.21	0.25	0.17
06/02/2015	10:40	105	105	92	0.13	0.19	0.15
06/02/2015	13:15	104	104	91	0.13	0.26	0.14
06/02/2015	14:47	105	105	93	0.15	0.26	0.14
06/02/2015	16:40	106	105	92	0.16	0.29	0.15
06/02/2015	19:30	110	105	95	0.10	0.19	0.10
07/02/2015	01:04	110	104	92	0.07	0.15	0.08
07/02/2015	01:39	103	102	90	0.05	0.11	0.07
07/02/2015	02:52	104	104	92	0.12	0.23	0.15
07/02/2015	04:58	106	106	91	0.28	0.66	0.30
07/02/2015	12:12	106	102	91	0.04	0.11	0.05
07/02/2015	12:41	103	103	91	0.17	0.23	0.19
07/02/2015	14:14	103	103	90	0.15	0.19	0.18
07/02/2015	14:33	103	104	90	0.17	0.19	0.14
07/02/2015	14:42	104	104	91	0.12	0.26	0.15
07/02/2015	18:48	105	105	92	0.16	0.24	0.18
08/02/2015	13:28	107	107	91	0.08	0.17	0.08
08/02/2015	14:34	105	105	92	0.13	0.17	0.15
08/02/2015	21:25	104	105	92	0.12	0.18	0.14
09/02/2015	03:13	105	104	92	0.19	0.23	0.13
09/02/2015	04:25	104	103	90	0.09	0.16	0.08
09/02/2015	14:48	103	103	91	0.12	0.22	0.14
09/02/2015	16:33	107	101	89	0.05	0.09	0.08
09/02/2015	16:40	104	104	91	0.11	0.21	0.16
09/02/2015	18:41	104	105	91	0.11	0.23	0.14
09/02/2015	23:53	105	104	90	0.27	0.30	0.18
10/02/2015	03:14	104	103	91	0.21	0.18	0.15
10/02/2015	06:40	113	110	91	0.23	0.64	0.37
10/02/2015	10:41	103	103	90	0.13	0.22	0.14
10/02/2015	14:47	106	105	93	0.13	0.23	0.19
10/02/2015	16:41	104	104	91	0.14	0.22	0.14
10/02/2015	18:41	105	105	92	0.12	0.24	0.14
10/02/2015	20:03	106	105	91	0.09	0.15	0.08
10/02/2015	21:33	106	106	93	0.30	0.33	0.21
10/02/2015	22:03	106	105	91	0.23	0.33	0.21
11/02/2015	00:04	105	104	91	0.23	0.30	0.19
11/02/2015	01:25	107	104	91	0.07	0.15	0.08
11/02/2015	03:13	105	104	92	0.19	0.24	0.15
11/02/2015	06:40	109	108	91	0.23	0.70	0.40
11/02/2015	10:40	103	103	90	0.11	0.20	0.15
11/02/2015	14:37	103	104	91	0.14	0.20	0.19
11/02/2015	14:47	103	102	91	0.11	0.20	0.15
11/02/2015	23:22	105	106	91	0.20	0.28	0.18
12/02/2015	00:56	108	105	91	0.10	0.16	0.08

TABLE 4.8 CTD: PEN_OS8 LOCALLY TRIGGERED EVENTS

Date	Time	L _{Zpeak}	L _{Cpeak}	L _{Amax,F}	PPV X mms ⁻¹	PPV Y mms ⁻¹	PPV Z mms ⁻¹
12/02/2015	01:36	103	102	91	0.09	0.14	0.09
12/02/2015	03:13	104	103	91	0.17	0.21	0.16
12/02/2015	06:39	105	104	90	0.27	0.32	0.17
12/02/2015	10:40	103	102	90	0.11	0.21	0.15
12/02/2015	14:37	105	103	92	0.12	0.20	0.16
12/02/2015	14:47	104	104	92	0.12	0.20	0.16
12/02/2015	19:23	110	105	93	0.08	0.15	0.07
13/02/2015	00:48	107	103	91	0.07	0.13	0.07
13/02/2015	03:13	104	105	92	0.22	0.22	0.13
13/02/2015	07:21	108	108	94	0.27	0.29	0.22
13/02/2015	10:40	103	103	92	0.15	0.22	0.14
13/02/2015	14:49	103	103	90	0.12	0.18	0.15
13/02/2015	16:41	104	103	91	0.12	0.21	0.13
13/02/2015	18:40	103	103	91	0.12	0.23	0.14
14/02/2015	00:07	105	105	90	0.18	0.29	0.15
14/02/2015	02:55	103	104	90	0.11	0.20	0.12
14/02/2015	09:45	106	105	92	0.28	0.29	0.20
14/02/2015	11:32	100	99	86	0.05	0.08	0.05
14/02/2015	12:12	107	102	92	0.04	0.08	0.07
14/02/2015	12:40	104	105	92	0.12	0.20	0.15
14/02/2015	14:43	111	111	98	0.12	0.17	0.14
14/02/2015	18:47	105	105	91	0.11	0.20	0.14
16/02/2015	03:57	104	104	90	0.07	0.13	0.07
16/02/2015	10:40	103	103	91	0.12	0.27	0.14
16/02/2015	12:43	104	103	90	0.12	0.21	0.13
16/02/2015	14:37	104	104	91	0.16	0.18	0.13
16/02/2015	14:49	104	104	92	0.13	0.22	0.12
16/02/2015	16:40	105	104	93	0.11	0.23	0.14
16/02/2015	18:40	103	103	91	0.14	0.21	0.16
16/02/2015	19:05	112	107	96	0.06	0.11	0.05
16/02/2015	19:46	105	104	91	0.06	0.13	0.08
16/02/2015	20:39	108	107	95	0.22	0.34	0.23
17/02/2015	01:13	108	104	93	0.08	0.13	0.07
17/02/2015	03:13	107	107	93	0.18	0.26	0.14
17/02/2015	10:40	105	104	91	0.13	0.22	0.15
17/02/2015	12:52	103	102	91	0.10	0.16	0.17
17/02/2015	14:37	109	108	95	0.17	0.19	0.17
17/02/2015	14:51	105	104	92	0.11	0.22	0.14
17/02/2015	16:40	105	106	93	0.13	0.22	0.14
17/02/2015	19:39	107	105	91	0.14	0.12	0.09
17/02/2015	22:12	107	107	91	0.28	0.37	0.28
18/02/2015	00:04	104	104	91	0.21	0.30	0.17
18/02/2015	01:26	105	103	94	0.03	0.08	0.03
18/02/2015	03:13	105	105	92	0.15	0.22	0.17
18/02/2015	10:40	104	104	91	0.11	0.23	0.16
18/02/2015	14:38	103	103	90	0.11	0.16	0.18
18/02/2015	16:40	105	104	91	0.11	0.20	0.14
18/02/2015	20:16	108	103	92	0.06	0.13	0.08
18/02/2015	23:46	106	105	91	0.20	0.28	0.18

TABLE 4.8 CTD: PEN_OS8 LOCALLY TRIGGERED EVENTS

Date	Time	L _{Zpeak}	L _{Cpeak}	L _{Amax,F}	PPV X mms ⁻¹	PPV Y mms ⁻¹	PPV Z mms ⁻¹
19/02/2015	01:24	106	105	95	0.04	0.09	0.06
19/02/2015	06:39	105	104	90	0.22	0.25	0.17
19/02/2015	12:43	104	104	92	0.12	0.20	0.12
19/02/2015	14:51	106	105	92	0.12	0.22	0.15
20/02/2015	00:07	111	109	91	0.23	0.46	0.27
20/02/2015	03:13	106	105	93	0.18	0.24	0.14
20/02/2015	10:41	104	103	91	0.12	0.20	0.14
20/02/2015	12:43	104	104	91	0.11	0.22	0.13
20/02/2015	14:47	104	104	91	0.12	0.20	0.16
20/02/2015	16:41	105	105	92	0.11	0.30	0.17
20/02/2015	18:40	104	104	91	0.13	0.22	0.16
20/02/2015	20:22	104	103	90	0.11	0.18	0.07
21/02/2015	00:05	108	105	91	0.21	0.26	0.16
21/02/2015	01:00	109	105	93	0.07	0.15	0.07
21/02/2015	01:44	107	106	96	0.05	0.10	0.09
21/02/2015	02:54	104	105	90	0.12	0.24	0.14
21/02/2015	12:41	103	103	92	0.12	0.22	0.13
21/02/2015	14:34	103	103	91	0.19	0.20	0.19
21/02/2015	14:42	104	104	92	0.11	0.24	0.15
21/02/2015	18:47	105	105	93	0.13	0.25	0.14
22/02/2015	17:05	106	106	93	0.34	0.27	0.21
22/02/2015	23:25	106	105	91	0.23	0.42	0.24
23/02/2015	01:21	105	103	90	0.08	0.25	0.09
23/02/2015	03:12	103	103	90	0.16	0.24	0.12
23/02/2015	06:44	108	107	90	0.21	0.60	0.32
23/02/2015	08:30	103	102	91	0.08	0.10	0.09
23/02/2015	10:41	106	106	95	0.11	0.21	0.13
23/02/2015	14:47	109	105	91	0.11	0.21	0.14
23/02/2015	14:55	105	102	90	0.10	0.19	0.14
23/02/2015	16:40	104	104	92	0.12	0.20	0.13
24/02/2015	00:04	108	107	92	0.28	0.45	0.21
24/02/2015	01:14	106	105	92	0.09	0.21	0.10
24/02/2015	02:19	106	105	93	0.08	0.14	0.11
24/02/2015	03:12	102	102	90	0.10	0.24	0.14
24/02/2015	03:46	102	101	90	0.04	0.09	0.05
24/02/2015	04:31	105	105	92	0.14	0.23	0.15
24/02/2015	05:36	103	103	91	0.16	0.23	0.15
24/02/2015	10:41	104	104	91	0.13	0.23	0.15
24/02/2015	12:43	103	103	90	0.12	0.16	0.15
24/02/2015	14:37	104	103	90	0.14	0.18	0.18
24/02/2015	16:41	104	103	91	0.12	0.19	0.14
24/02/2015	20:21	106	105	96	0.05	0.07	0.05
24/02/2015	22:11	105	104	91	0.20	0.43	0.27
25/02/2015	00:00	107	105	90	0.22	0.42	0.27
25/02/2015	03:12	104	104	91	0.11	0.23	0.13
25/02/2015	04:24	105	104	91	0.12	0.23	0.13
25/02/2015	05:41	104	105	92	0.16	0.21	0.13
25/02/2015	06:38	107	107	90	0.21	0.56	0.31
25/02/2015	10:41	104	103	91	0.13	0.22	0.14

TABLE 4.8 CTD: PEN_OS8 LOCALLY TRIGGERED EVENTS

Date	Time	L _{Zpeak}	L _{Cpeak}	L _{Amax,F}	PPV X mms ⁻¹	PPV Y mms ⁻¹	PPV Z mms ⁻¹
25/02/2015	12:42	104	104	91	0.12	0.26	0.20
25/02/2015	14:37	105	105	93	0.13	0.22	0.14
25/02/2015	16:41	105	105	93	0.13	0.22	0.15
25/02/2015	18:40	104	103	92	0.10	0.17	0.15
25/02/2015	19:23	104	105	91	0.08	0.14	0.09
25/02/2015	22:40	105	104	90	0.25	0.32	0.25
26/02/2015	01:07	104	104	91	0.09	0.19	0.07
26/02/2015	03:12	103	103	90	0.10	0.23	0.13
26/02/2015	04:24	105	105	90	0.10	0.22	0.13
26/02/2015	05:33	103	103	90	0.12	0.22	0.12
26/02/2015	12:43	105	104	91	0.12	0.21	0.13
26/02/2015	14:38	111	104	91	0.15	0.18	0.15
26/02/2015	14:49	105	104	91	0.11	0.24	0.14
26/02/2015	16:41	103	103	92	0.11	0.21	0.13
26/02/2015	18:41	104	104	91	0.12	0.18	0.14
26/02/2015	22:46	103	103	90	0.01	0.02	0.01
27/02/2015	01:21	109	105	92	0.08	0.15	0.06
27/02/2015	03:11	104	103	91	0.13	0.22	0.15
27/02/2015	04:30	104	103	91	0.12	0.21	0.15
27/02/2015	12:42	106	105	92	0.11	0.24	0.14
27/02/2015	14:37	105	104	90	0.11	0.17	0.16
27/02/2015	14:47	105	105	92	0.14	0.22	0.13
27/02/2015	18:43	105	104	92	0.11	0.24	0.16
04/03/2015	14:37	106	105	93	0.14	0.23	0.14
04/03/2015	14:47	103	103	90	0.12	0.21	0.12
04/03/2015	18:40	105	105	92	0.11	0.23	0.15
04/03/2015	20:19	104	103	92	0.15	0.22	0.15
05/03/2015	12:42	103	103	91	0.12	0.17	0.18
05/03/2015	14:37	104	104	91	0.19	0.21	0.17
05/03/2015	14:47	106	106	92	0.11	0.20	0.13
05/03/2015	16:41	103	103	91	0.12	0.21	0.14
05/03/2015	18:40	104	104	91	0.12	0.22	0.15
05/03/2015	19:43	107	105	93	0.07	0.14	0.06
05/03/2015	22:08	108	107	92	0.20	0.45	0.26
06/03/2015	00:05	107	107	92	0.21	0.26	0.15
06/03/2015	01:08	108	103	91	0.09	0.11	0.06
06/03/2015	03:12	107	108	93	0.16	0.24	0.15
06/03/2015	06:38	111	109	91	0.23	0.67	0.33
06/03/2015	10:41	103	103	90	0.11	0.22	0.15
06/03/2015	12:19	105	105	91	0.14	0.15	0.19
06/03/2015	12:43	103	103	90	0.11	0.20	0.25
06/03/2015	14:48	105	104	91	0.15	0.20	0.14
06/03/2015	16:42	104	103	91	0.12	0.23	0.18
06/03/2015	18:40	104	104	91	0.10	0.16	0.14
06/03/2015	20:55	108	105	92	0.09	0.18	0.09
07/03/2015	00:20	104	104	90	0.18	0.27	0.17
07/03/2015	01:03	106	103	91	0.07	0.13	0.08
07/03/2015	01:40	109	108	100	0.06	0.11	0.06
07/03/2015	02:53	104	103	90	0.13	0.17	0.17

TABLE 4.8 CTD: PEN_OS8 LOCALLY TRIGGERED EVENTS

Date	Time	L _{Zpeak}	L _{Cpeak}	L _{Amax,F}	PPV X mms ⁻¹	PPV Y mms ⁻¹	PPV Z mms ⁻¹
07/03/2015	11:34	111	105	95	0.04	0.08	0.05
07/03/2015	12:45	104	102	90	0.12	0.17	0.15
07/03/2015	14:14	104	103	91	0.17	0.24	0.16
07/03/2015	14:33	104	103	91	0.16	0.19	0.15
07/03/2015	18:46	105	103	90	0.12	0.18	0.15
09/03/2015	06:39	111	108	90	0.22	0.61	0.36
09/03/2015	10:41	104	103	91	0.11	0.23	0.15
09/03/2015	12:42	106	103	91	0.13	0.24	0.14
09/03/2015	14:48	106	105	93	0.11	0.18	0.15
09/03/2015	16:40	105	104	92	0.12	0.24	0.13
09/03/2015	18:41	104	104	91	0.12	0.18	0.15
09/03/2015	19:01	108	104	91	0.06	0.14	0.08
10/03/2015	01:02	110	109	94	0.09	0.19	0.10
10/03/2015	03:12	105	105	93	0.16	0.25	0.13
10/03/2015	06:40	110	108	91	0.26	0.68	0.35
10/03/2015	12:43	105	104	91	0.11	0.21	0.15
10/03/2015	14:38	104	105	92	0.12	0.19	0.15
10/03/2015	14:47	104	103	91	0.12	0.24	0.15
10/03/2015	16:41	105	104	92	0.12	0.18	0.13
10/03/2015	18:40	104	104	91	0.11	0.15	0.15
10/03/2015	20:21	107	102	95	0.05	0.11	0.06
10/03/2015	21:09	108	107	92	0.27	0.38	0.25
11/03/2015	00:07	110	108	92	0.23	0.61	0.36
11/03/2015	01:31	106	102	90	0.07	0.11	0.06
11/03/2015	03:12	104	104	91	0.16	0.17	0.16
11/03/2015	06:40	105	105	90	0.23	0.29	0.21
11/03/2015	12:41	104	104	91	0.12	0.22	0.14
11/03/2015	14:50	107	107	96	0.13	0.18	0.15
11/03/2015	16:42	104	104	91	0.10	0.16	0.15
11/03/2015	18:41	105	105	92	0.11	0.16	0.14
12/03/2015	01:53	107	106	90	0.23	0.30	0.19
12/03/2015	03:12	106	106	94	0.19	0.22	0.15
12/03/2015	06:40	111	108	91	0.22	0.71	0.36
12/03/2015	16:41	105	106	93	0.11	0.24	0.13
12/03/2015	18:40	105	104	92	0.10	0.20	0.13
12/03/2015	22:36	107	106	92	0.26	0.38	0.24
13/03/2015	03:12	105	105	93	0.17	0.24	0.13
13/03/2015	03:25	107	106	90	0.20	0.35	0.23
13/03/2015	06:38	110	109	90	0.23	0.67	0.30
13/03/2015	08:30	101	101	88	0.06	0.11	0.08
13/03/2015	10:40	104	105	92	0.11	0.24	0.14
13/03/2015	12:52	105	104	92	0.12	0.24	0.14
13/03/2015	14:47	103	103	92	0.13	0.22	0.13
13/03/2015	15:06	105	104	91	0.15	0.21	0.20
13/03/2015	16:40	104	104	92	0.10	0.22	0.12
13/03/2015	18:41	106	105	93	0.11	0.21	0.14
14/03/2015	01:47	108	107	92	0.24	0.45	0.30
14/03/2015	02:53	105	105	93	0.18	0.29	0.13
14/03/2015	05:27	112	110	91	0.23	0.63	0.31

TABLE 4.8 CTD: PEN_OS8 LOCALLY TRIGGERED EVENTS

Date	Time	L _{Zpeak}	L _{Cpeak}	L _{Amax,F}	PPV X mms ⁻¹	PPV Y mms ⁻¹	PPV Z mms ⁻¹
14/03/2015	08:29	112	112	102	0.07	0.09	0.08
14/03/2015	10:36	105	105	92	0.15	0.25	0.15
14/03/2015	12:42	106	106	93	0.14	0.36	0.14
14/03/2015	14:15	104	104	92	0.15	0.20	0.12
14/03/2015	14:33	110	110	101	0.15	0.19	0.20
14/03/2015	14:42	105	105	93	0.13	0.26	0.11
14/03/2015	16:42	105	104	92	0.14	0.21	0.14
14/03/2015	18:46	105	103	93	0.12	0.23	0.14
15/03/2015	19:32	107	103	93	0.10	0.13	0.08
15/03/2015	21:24	103	104	91	0.12	0.18	0.17
15/03/2015	23:02	110	108	90	0.25	0.39	0.23
16/03/2015	01:22	108	105	93	0.07	0.13	0.07
16/03/2015	03:12	105	105	93	0.18	0.27	0.18
16/03/2015	06:38	106	104	91	0.20	0.26	0.17
16/03/2015	08:29	102	101	86	0.07	0.11	0.10
16/03/2015	10:34	108	104	93	0.04	0.10	0.06
16/03/2015	10:40	105	105	93	0.12	0.25	0.15
16/03/2015	12:43	105	103	93	0.11	0.18	0.17
16/03/2015	14:47	105	105	91	0.12	0.24	0.14
16/03/2015	16:41	104	104	92	0.11	0.22	0.15
16/03/2015	18:44	105	105	92	0.14	0.21	0.16
16/03/2015	22:44	104	104	90	0.20	0.25	0.17
17/03/2015	01:06	106	103	92	0.08	0.13	0.06
17/03/2015	01:44	106	106	95	0.04	0.10	0.07
17/03/2015	03:12	106	106	94	0.19	0.26	0.15
17/03/2015	12:43	104	104	92	0.13	0.19	0.15
17/03/2015	14:38	105	104	92	0.12	0.18	0.16
17/03/2015	14:47	103	102	90	0.14	0.21	0.14
17/03/2015	18:41	104	104	93	0.12	0.22	0.14
17/03/2015	20:39	109	106	95	0.09	0.18	0.09
17/03/2015	21:33	106	105	92	0.27	0.33	0.25
18/03/2015	00:17	109	107	91	0.24	0.60	0.38
18/03/2015	01:10	108	104	92	0.10	0.16	0.09
18/03/2015	03:11	105	104	92	0.19	0.28	0.16
18/03/2015	06:42	105	105	91	0.23	0.29	0.18
18/03/2015	10:40	105	105	91	0.12	0.17	0.16
18/03/2015	12:42	105	104	91	0.14	0.28	0.16
18/03/2015	13:27	108	107	89	0.02	0.03	0.03
18/03/2015	14:38	107	105	93	0.16	0.18	0.22
18/03/2015	14:47	103	102	92	0.13	0.17	0.17
18/03/2015	16:41	104	105	92	0.12	0.19	0.15
18/03/2015	18:40	103	103	90	0.12	0.16	0.15
18/03/2015	23:20	105	105	91	0.20	0.31	0.18
19/03/2015	01:02	106	103	90	0.08	0.14	0.07
19/03/2015	03:12	106	105	92	0.21	0.25	0.16
19/03/2015	10:40	106	106	92	0.15	0.22	0.15
19/03/2015	12:14	105	105	91	0.12	0.18	0.18
19/03/2015	12:42	104	104	92	0.13	0.22	0.15
19/03/2015	14:37	104	104	91	0.15	0.21	0.18

TABLE 4.8 CTD: PEN_OS8 LOCALLY TRIGGERED EVENTS

Date	Time	L _{Zpeak}	L _{Cpeak}	L _{Amax,F}	PPV X mms ⁻¹	PPV Y mms ⁻¹	PPV Z mms ⁻¹
19/03/2015	14:47	115	115	104	0.12	0.23	0.16
19/03/2015	16:41	104	104	91	0.11	0.16	0.17
19/03/2015	18:40	107	106	93	0.12	0.22	0.16
19/03/2015	21:07	101	100	91	0.04	0.07	0.04
20/03/2015	01:03	108	108	91	0.22	0.68	0.32
20/03/2015	03:12	104	104	92	0.17	0.24	0.16
20/03/2015	10:40	104	103	91	0.12	0.23	0.14
20/03/2015	12:42	104	103	91	0.13	0.20	0.15
20/03/2015	14:52	104	104	91	0.14	0.21	0.14
20/03/2015	16:41	103	102	90	0.11	0.17	0.14
20/03/2015	18:40	105	105	92	0.12	0.22	0.16
20/03/2015	20:29	110	103	91	0.08	0.14	0.07
21/03/2015	00:03	104	104	90	0.22	0.34	0.18
21/03/2015	01:13	108	106	90	0.08	0.15	0.09
21/03/2015	02:54	104	103	91	0.13	0.22	0.15
21/03/2015	05:47	111	109	91	0.24	0.61	0.33
21/03/2015	11:34	112	107	95	0.05	0.08	0.07
21/03/2015	12:41	103	103	92	0.13	0.22	0.15
21/03/2015	14:15	104	104	91	0.18	0.23	0.18
21/03/2015	14:42	103	102	91	0.13	0.16	0.15
21/03/2015	16:14	106	106	93	0.12	0.23	0.14
21/03/2015	18:46	104	104	92	0.12	0.19	0.15
22/03/2015	10:16	110	110	91	0.01	0.03	0.02
22/03/2015	13:46	106	104	92	0.05	0.08	0.06
22/03/2015	21:25	104	104	92	0.11	0.18	0.16
22/03/2015	23:05	106	104	90	0.19	0.47	0.29
23/03/2015	01:35	107	102	90	0.10	0.14	0.09
23/03/2015	03:12	104	103	90	0.16	0.21	0.16
23/03/2015	12:42	104	104	91	0.13	0.23	0.18
23/03/2015	14:47	103	103	91	0.13	0.22	0.14
23/03/2015	16:40	104	103	91	0.11	0.23	0.14
23/03/2015	18:40	103	103	91	0.12	0.17	0.16
24/03/2015	08:29	105	105	96	0.07	0.10	0.09
24/03/2015	10:40	103	103	92	0.16	0.25	0.16
24/03/2015	12:15	103	102	90	0.12	0.23	0.14
24/03/2015	14:37	104	104	92	0.15	0.19	0.22
24/03/2015	16:40	104	104	91	0.12	0.25	0.17
24/03/2015	23:53	106	105	91	0.24	0.28	0.17
25/03/2015	01:29	103	102	92	0.06	0.16	0.08
25/03/2015	06:40	110	108	91	0.24	0.64	0.37
25/03/2015	14:37	104	103	90	0.15	0.18	0.22
25/03/2015	14:47	104	104	92	0.11	0.23	0.15
02/04/2015	03:13	109	109	99	0.14	0.20	0.15
02/04/2015	06:42	106	106	91	0.32	0.57	0.31
02/04/2015	10:41	104	103	91	0.11	0.19	0.14
02/04/2015	12:25	111	106	96	0.04	0.09	0.11
02/04/2015	12:43	114	114	102	0.13	0.19	0.17
02/04/2015	14:37	103	103	91	0.15	0.16	0.15
02/04/2015	16:40	105	104	92	0.11	0.23	0.14

TABLE 4.8 CTD: PEN_OS8 LOCALLY TRIGGERED EVENTS

Date	Time	L _{Zpeak}	L _{Cpeak}	L _{Amax,F}	PPV X mms ⁻¹	PPV Y mms ⁻¹	PPV Z mms ⁻¹
02/04/2015	18:41	108.0	107.9	96.5	0.111	0.199	0.181
02/04/2015	20:26	106.3	103.4	94.7	0.071	0.124	0.112
02/04/2015	23:08	109.0	108.3	90.6	0.244	0.409	0.253
03/04/2015	03:12	104.8	104.7	92.7	0.157	0.229	0.144
03/04/2015	05:13	104.6	103.8	90.4	0.101	0.192	0.123
03/04/2015	10:40	107.6	107.1	96.9	0.104	0.216	0.169
03/04/2015	12:45	106.3	103.8	91.3	0.119	0.180	0.137
03/04/2015	14:48	103.1	101.8	90.1	0.084	0.126	0.066
03/04/2015	15:20	110.8	106.0	95.2	0.042	0.088	0.062
03/04/2015	16:44	108.6	104.6	92.3	0.107	0.208	0.165
03/04/2015	18:20	108.4	108.1	95.1	0.074	0.115	0.104
03/04/2015	18:40	104.5	103.8	91.2	0.109	0.228	0.147
03/04/2015	23:02	105.7	100.9	90.1	0.028	0.086	0.040
04/04/2015	00:49	101.5	99.9	90.3	0.041	0.056	0.032
04/04/2015	02:52	105.6	104.6	92.7	0.121	0.226	0.153
04/04/2015	04:19	105.1	104.5	90.2	0.238	0.268	0.156
04/04/2015	12:12	107.0	103.0	92.3	0.049	0.088	0.046
04/04/2015	14:14	103.9	103.0	90.9	0.159	0.175	0.137
04/04/2015	14:34	104.3	103.7	93.3	0.160	0.214	0.173
04/04/2015	14:43	104.8	104.5	91.0	0.106	0.185	0.127
05/04/2015	21:24	104.2	103.9	90.4	0.110	0.151	0.160
05/04/2015	23:07	105.1	104.4	90.8	0.188	0.292	0.204
06/04/2015	03:12	104.1	104.9	91.3	0.135	0.194	0.152
06/04/2015	13:40	98.7	98.5	90.1	0.028	0.058	0.058
06/04/2015	14:47	104.9	104.5	91.8	0.122	0.237	0.148
06/04/2015	15:46	103.7	103.6	91.0	0.050	0.072	0.122
06/04/2015	16:48	105.7	105.0	90.8	0.116	0.227	0.166
06/04/2015	18:01	101.1	101.1	93.8	0.043	0.032	0.028
06/04/2015	18:05	101.5	101.0	93.4	0.043	0.060	0.036
06/04/2015	18:11	102.8	102.2	91.9	0.039	0.017	0.017
06/04/2015	18:15	100.0	100.0	90.4	0.037	0.032	0.023
06/04/2015	18:23	98.7	98.3	90.8	0.039	0.185	0.220
06/04/2015	20:34	103.8	101.6	85.3	0.153	0.252	0.174
06/04/2015	23:40	111.7	109.4	91.1	0.249	0.569	0.360
07/04/2015	03:12	105.5	105.3	90.7	0.144	0.169	0.182
07/04/2015	06:38	105.5	105.1	90.8	0.256	0.332	0.342
08/04/2015	10:40	104.1	104.4	90.2	0.118	0.175	0.144
08/04/2015	14:38	103.0	102.7	90.5	0.155	0.190	0.198
08/04/2015	22:11	110.5	108.6	91.6	0.256	0.442	0.276
09/04/2015	01:15	108.0	105.3	94.7	0.073	0.157	0.078
09/04/2015	03:13	104.1	103.9	91.8	0.173	0.236	0.172
09/04/2015	06:38	110.0	109.0	90.2	0.232	0.635	0.369
09/04/2015	10:40	102.9	103.0	90.2	0.113	0.202	0.165
09/04/2015	12:42	103.5	102.9	90.9	0.128	0.219	0.151
09/04/2015	14:37	108.3	107.6	94.8	0.188	0.187	0.153
09/04/2015	18:19	104.6	104.1	90.4	0.072	0.117	0.112
09/04/2015	18:41	103.4	103.5	90.3	0.127	0.183	0.150
09/04/2015	22:35	107.4	104.4	92.2	0.075	0.128	0.079
10/04/2015	01:16	107.7	102.9	91.1	0.079	0.144	0.082

TABLE 4.8 CTD: PEN_OS8 LOCALLY TRIGGERED EVENTS

Date	Time	L _{Zpeak}	L _{Cpeak}	L _{Amax,F}	PPV X mms ⁻¹	PPV Y mms ⁻¹	PPV Z mms ⁻¹
10/04/2015	01:57	107	107	92	0.25	0.49	0.36
10/04/2015	03:12	104	103	92	0.18	0.23	0.16
10/04/2015	06:39	110	109	91	0.22	0.55	0.33
10/04/2015	10:40	104	103	91	0.12	0.20	0.14
10/04/2015	12:42	103	103	90	0.13	0.19	0.17
10/04/2015	14:37	104	103	90	0.13	0.19	0.21
10/04/2015	16:40	104	103	91	0.13	0.20	0.15
11/04/2015	02:53	103	103	90	0.11	0.23	0.16
11/04/2015	12:40	105	104	93	0.14	0.19	0.14
11/04/2015	13:14	105	105	95	0.07	0.11	0.09
11/04/2015	16:42	107	107	93	0.18	0.16	0.19
12/04/2015	12:37	109	108	94	0.20	0.34	0.19
12/04/2015	19:53	102	102	91	0.05	0.13	0.06
12/04/2015	22:58	110	109	91	0.30	0.41	0.30
13/04/2015	03:13	106	106	91	0.17	0.24	0.17
13/04/2015	06:40	106	106	91	0.26	0.34	0.21
13/04/2015	12:42	104	104	91	0.12	0.21	0.18
13/04/2015	14:38	103	103	90	0.17	0.17	0.19
13/04/2015	14:47	104	104	90	0.14	0.21	0.17
13/04/2015	18:40	103	103	90	0.10	0.21	0.18
13/04/2015	22:25	105	104	90	0.20	0.28	0.18
14/04/2015	01:09	107	107	92	0.08	0.18	0.13
14/04/2015	03:11	105	105	92	0.18	0.26	0.18
14/04/2015	04:14	106	105	91	0.29	0.33	0.26
14/04/2015	06:41	108	107	91	0.22	0.55	0.36
14/04/2015	10:41	103	102	90	0.12	0.18	0.18
14/04/2015	12:43	103	103	91	0.13	0.19	0.17
14/04/2015	16:41	104	105	92	0.12	0.20	0.17
14/04/2015	18:40	104	104	91	0.11	0.21	0.17
14/04/2015	23:46	108	107	92	0.24	0.43	0.30
15/04/2015	03:12	104	104	91	0.18	0.25	0.18
15/04/2015	07:43	102	102	86	0.15	0.33	0.14
15/04/2015	12:42	103	102	90	0.14	0.25	0.17
15/04/2015	14:38	107	107	96	0.18	0.20	0.16
15/04/2015	18:41	105	104	91	0.13	0.20	0.16
15/04/2015	20:56	108	101	91	0.05	0.10	0.08
16/04/2015	00:55	106	107	91	0.24	0.36	0.19
16/04/2015	03:12	103	104	91	0.16	0.26	0.18
16/04/2015	06:10	105	105	91	0.25	0.34	0.20
16/04/2015	12:42	102	103	91	0.13	0.19	0.17
16/04/2015	14:39	105	104	91	0.15	0.19	0.20
16/04/2015	14:48	103	103	90	0.14	0.18	0.18
16/04/2015	18:41	104	103	91	0.12	0.19	0.17
16/04/2015	21:35	105	104	91	0.26	0.30	0.18
17/04/2015	01:40	108	106	92	0.27	0.48	0.28
17/04/2015	03:17	107	107	93	0.18	0.21	0.18
17/04/2015	06:37	108	107	92	0.23	0.33	0.24
17/04/2015	10:41	103	103	91	0.14	0.19	0.15
17/04/2015	14:47	102	102	90	0.11	0.18	0.16

TABLE 4.8 CTD: PEN_OS8 LOCALLY TRIGGERED EVENTS

Date	Time	L _{Zpeak}	L _{Cpeak}	L _{Amax,F}	PPV X mms ⁻¹	PPV Y mms ⁻¹	PPV Z mms ⁻¹
17/04/2015	16:41	104	104	91	0.12	0.19	0.17
17/04/2015	17:09	107	107	93	0.06	0.08	0.05
17/04/2015	19:11	105	103	91	0.08	0.13	0.07
17/04/2015	22:38	108	108	91	0.27	0.54	0.38
18/04/2015	01:13	107	106	91	0.10	0.18	0.09
18/04/2015	02:52	103	103	90	0.11	0.24	0.16
18/04/2015	04:10	105	104	91	0.29	0.41	0.29
18/04/2015	06:43	106	105	91	0.25	0.32	0.21
18/04/2015	08:52	102	100	91	0.02	0.03	0.04
18/04/2015	10:35	114	114	92	0.03	0.09	0.07
18/04/2015	14:33	105	104	91	0.20	0.20	0.18
18/04/2015	14:41	103	103	91	0.12	0.19	0.18
18/04/2015	16:14	103	103	91	0.12	0.19	0.17
19/04/2015	16:31	106	106	94	0.07	0.10	0.11
19/04/2015	19:35	110	106	92	0.08	0.17	0.09
19/04/2015	19:52	104	104	94	0.05	0.13	0.08
19/04/2015	23:26	108	107	93	0.18	0.37	0.37
20/04/2015	01:40	106	104	91	0.07	0.14	0.09
20/04/2015	03:15	105	105	92	0.15	0.26	0.19
20/04/2015	06:40	106	104	90	0.22	0.30	0.22
20/04/2015	09:51	101	101	91	0.02	0.03	0.04
20/04/2015	14:37	103	104	91	0.14	0.17	0.16
20/04/2015	16:43	104	104	92	0.19	0.19	0.16
20/04/2015	18:40	104	103	91	0.11	0.22	0.18
20/04/2015	22:06	106	105	92	0.27	0.32	0.22
21/04/2015	01:02	108	104	91	0.10	0.18	0.08
21/04/2015	03:11	104	105	92	0.11	0.22	0.15
21/04/2015	04:48	105	105	91	0.13	0.21	0.16
21/04/2015	06:40	112	111	93	0.30	0.56	0.37
21/04/2015	12:42	105	103	91	0.11	0.19	0.14
21/04/2015	14:38	104	104	90	0.13	0.20	0.24
21/04/2015	14:47	103	103	90	0.12	0.14	0.19
21/04/2015	16:33	106	101	90	0.04	0.09	0.07
21/04/2015	16:40	103	103	90	0.11	0.19	0.17
21/04/2015	18:40	103	102	90	0.11	0.17	0.16
21/04/2015	20:55	105	104	91	0.09	0.14	0.08
22/04/2015	00:52	111	110	93	0.25	0.38	0.32
22/04/2015	02:11	102	100	92	0.15	0.14	0.11
22/04/2015	03:11	105	105	93	0.12	0.19	0.18
22/04/2015	12:42	105	105	92	0.13	0.20	0.15
22/04/2015	14:37	105	104	94	0.12	0.16	0.17
22/04/2015	14:47	103	104	91	0.12	0.23	0.18
22/04/2015	18:40	103	103	90	0.12	0.19	0.15
22/04/2015	19:38	123	122	94	0.02	0.00	0.00
22/04/2015	22:12	106	106	92	0.30	0.31	0.21
23/04/2015	03:11	102	102	90	0.10	0.19	0.17
23/04/2015	04:51	104	104	91	0.10	0.17	0.17
23/04/2015	06:40	105	104	91	0.24	0.38	0.25
23/04/2015	10:40	103	102	90	0.12	0.18	0.17

TABLE 4.8 CTD: PEN_OS8 LOCALLY TRIGGERED EVENTS

Date	Time	L _{Zpeak}	L _{Cpeak}	L _{Amax,F}	PPV X mms ⁻¹	PPV Y mms ⁻¹	PPV Z mms ⁻¹
23/04/2015	14:48	104	104	93	0.13	0.16	0.17
23/04/2015	18:40	102	102	90	0.11	0.19	0.17
23/04/2015	20:18	105	104	96	0.06	0.08	0.06
23/04/2015	21:06	101	101	92	0.06	0.18	0.09
24/04/2015	01:01	108	103	91	0.08	0.17	0.08
24/04/2015	03:11	104	105	93	0.10	0.17	0.15
24/04/2015	04:28	103	103	91	0.10	0.17	0.16
24/04/2015	06:38	107	107	91	0.25	0.39	0.34
24/04/2015	10:45	103	103	90	0.11	0.24	0.15
24/04/2015	14:48	104	102	90	0.14	0.19	0.18
24/04/2015	22:09	106	105	91	0.29	0.43	0.22
25/04/2015	01:04	105	103	91	0.08	0.14	0.09
25/04/2015	02:57	104	104	91	0.12	0.19	0.15
25/04/2015	06:43	107	107	91	0.28	0.30	0.20
25/04/2015	12:15	103	103	91	0.13	0.19	0.17
25/04/2015	14:14	104	103	91	0.12	0.17	0.21
25/04/2015	14:44	107	106	93	0.11	0.19	0.17
26/04/2015	11:05	108	108	96	0.06	0.10	0.08
26/04/2015	14:34	104	103	91	0.18	0.20	0.23
26/04/2015	19:31	105	105	92	0.08	0.15	0.09
26/04/2015	21:24	104	104	91	0.13	0.24	0.18
26/04/2015	22:59	108	106	91	0.26	0.34	0.24
27/04/2015	03:12	105	105	92	0.19	0.26	0.17
27/04/2015	05:12	104	105	91	0.26	0.24	0.25
27/04/2015	06:40	111	110	92	0.27	0.54	0.34
28/04/2015	03:12	111	111	95	0.17	0.26	0.16
28/04/2015	05:13	104	103	90	0.19	0.20	0.19
28/04/2015	06:39	106	105	91	0.23	0.39	0.22
28/04/2015	14:37	105	105	91	0.16	0.19	0.22
28/04/2015	16:41	103	102	90	0.13	0.15	0.16
28/04/2015	19:51	106	104	91	0.09	0.14	0.12
28/04/2015	23:17	109	109	93	0.26	0.43	0.24
29/04/2015	00:12	105	104	91	0.25	0.30	0.19
29/04/2015	06:38	106	105	90	0.25	0.55	0.36
29/04/2015	12:43	104	104	92	0.11	0.20	0.18
29/04/2015	14:30	107	102	91	0.04	0.13	0.07
29/04/2015	18:40	109	108	98	0.10	0.22	0.17

TABLE 4.8 CTD: PEN_OS8 LOCALLY TRIGGERED EVENTS

Date	Time	L _{Zpeak}	L _{Cpeak}	L _{Amax,F}	PPV X mms ⁻¹	PPV Y mms ⁻¹	PPV Z mms ⁻¹
12/12/2014	00:46	121	114	86	0.31	0.33	0.05
12/12/2014	00:49	121	114	86	0.31	0.33	0.05
23/01/2015	18:43	101	94	86	0.02	0.03	0.00
09/03/2015	15:55	142	141	111	0.04	0.01	0.00
01/04/2015	11:14	109	107	85	0.49	0.74	0.75
11/04/2015	20:00	102	102	88	0.01	0.02	0.02
16/04/2015	12:23	106	101	85	1.68	3.13	1.42
19/04/2015	17:38	95	95	85	0.00	0.00	0.00
21/04/2015	13:44	104	104	90	0.01	0.01	0.01
24/04/2015	11:17	102	99	87	2.14	1.37	0.60
28/04/2015	16:22	99	98	86	0.01	0.01	0.00
29/04/2015	14:03	104	100	87	0.07	0.08	0.12

TABLE 4.9: PEN_OS9 LOCALLY TRIGGERED EVENTS

Date	Time	L _{Zpeak}	L _{Cpeak}	L _{Amax,F}	PPV X mms ⁻¹	PPV Y mms ⁻¹	PPV Z mms ⁻¹
05/11/2014	09:31	102	103	86	0.16	0.07	0.13
05/11/2014	19:21	131	130	104	0.45	0.22	0.75
07/11/2014	10:36	105	105	92	0.04	0.02	0.02
10/11/2014	20:45	113	106	88	0.03	0.02	0.02
15/11/2014	13:07	101	101	92	0.02	0.02	0.02
16/11/2014	09:10	105	105	88	0.06	0.02	0.05
16/11/2014	09:14	107	107	89	0.05	0.02	0.04
16/11/2014	09:22	106	106	86	0.04	0.02	0.03
16/11/2014	10:29	103	102	86	0.04	0.02	0.03
16/11/2014	11:04	99	99	86	0.02	0.01	0.02
16/11/2014	11:11	102	102	85	0.03	0.02	0.02
16/11/2014	11:31	103	102	87	0.03	0.01	0.02
14/12/2014	11:30	94	93	87	0.01	0.01	0.01
18/12/2014	12:01	109	107	86	0.17	0.16	0.22
25/12/2014	10:10	96	93	85	0.01	0.01	0.01
25/12/2014	10:41	101	99	91	0.01	0.01	0.01
27/12/2014	10:12	112	109	103	0.01	0.01	0.01
27/12/2014	13:16	107	104	95	0.01	0.01	0.01
01/01/2015	00:00	109	109	86	0.02	0.01	0.05
02/01/2015	15:38	110	109	101	0.01	0.01	0.01
03/01/2015	10:07	107	106	100	0.01	0.01	0.00
05/01/2015	16:45	106	106	98	0.01	0.01	0.01
28/01/2015	14:44	94	94	86	0.01	0.01	0.01
29/01/2015	12:29	126	126	105	0.04	0.03	0.02
29/01/2015	12:32	147	148	120	0.01	0.01	0.01
29/01/2015	12:33	98	97	93	0.00	0.00	0.00
29/01/2015	12:34	97	97	93	0.01	0.01	0.01
29/01/2015	12:34	103	101	93	1.82	1.69	1.54
29/01/2015	12:35	103	100	93	0.01	0.01	0.01
29/01/2015	12:36	110	106	93	0.02	0.01	0.02
29/01/2015	12:37	103	101	93	0.01	0.01	0.01
29/01/2015	12:38	101	99	93	0.00	0.00	0.00
29/01/2015	12:39	101	98	93	0.01	0.01	0.01
29/01/2015	12:40	98	97	93	0.00	0.01	0.00
29/01/2015	12:41	112	109	85	0.02	0.02	0.02
06/02/2015	11:27	105	105	90	0.06	0.04	0.03
07/02/2015	11:42	111	111	92	0.02	0.02	0.01
07/02/2015	13:33	104	104	85	0.01	0.01	0.01
07/02/2015	15:32	107	107	88	0.04	0.01	0.01
07/02/2015	15:39	110	109	90	0.03	0.01	0.01
07/02/2015	15:42	112	110	92	0.01	0.01	0.01
07/02/2015	15:52	109	109	89	0.02	0.02	0.01
07/02/2015	15:55	103	102	86	0.02	0.03	0.01
07/02/2015	16:00	110	110	92	0.01	0.01	0.01
08/02/2015	11:11	101	101	86	0.02	0.01	0.01

TABLE 4.10: PEN_OS10 LOCALLY TRIGGERED EVENTS

Date	Time	L _{Zpeak}	L _{Cpeak}	L _{Amax,F}	PPV X mms ⁻¹	PPV Y mms ⁻¹	PPV Z mms ⁻¹
08/02/2015	14:13	107	106	89	0.05	0.04	0.02
08/02/2015	16:14	105	105	88	0.02	0.02	0.03
09/02/2015	09:32	106	105	86	0.01	0.01	0.01
09/02/2015	09:45	105	104	86	0.27	0.12	0.08
18/02/2015	15:53	104	104	86	0.01	0.01	0.01
18/02/2015	16:07	109	108	85	0.20	0.18	0.07
20/02/2015	14:24	117	116	91	0.05	0.05	0.01
20/02/2015	14:26	116	115	94	0.04	0.05	0.02
20/02/2015	14:49	106	105	87	0.07	0.05	0.07
10/03/2015	07:10	99	99	89	0.00	0.00	0.00
13/03/2015	13:19	107	100	91	0.02	0.03	0.01
16/03/2015	11:54	114	113	90	0.01	0.02	0.03
16/03/2015	11:58	112	112	90	0.04	0.03	0.06
16/03/2015	12:08	108	107	87	0.01	0.02	0.02
19/03/2015	12:55	107	107	87	0.27	0.16	0.17
20/03/2015	16:02	109	109	90	0.05	0.04	0.02
23/03/2015	09:02	109	109	88	0.03	0.03	0.03

TABLE 4.10 CTD: PEN_OS10 LOCALLY TRIGGERED EVENTS

VOLUME 3: TECHNICAL APPENDICES – RESULTS
CHAPTER 5: METEOROLOGICAL RESULTS

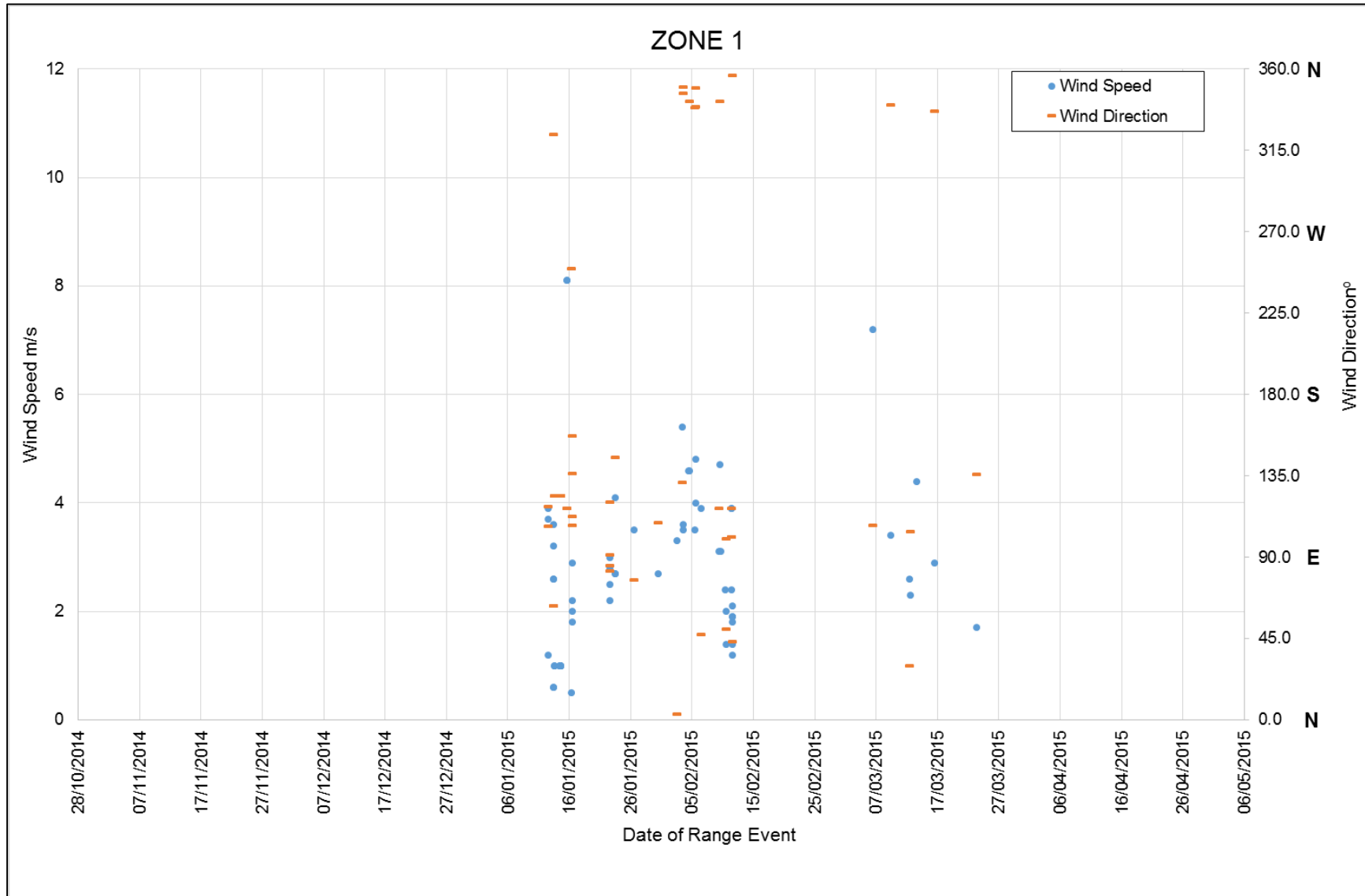


FIGURE 5.1: ZONE 1, SUMMARY OF MEASURED WIND SPEED (M/S) AND WIND DIRECTION 3RD NOVEMBER – 3RD MAY 2015

Notes:

[1] Presentation of weather data captured during Range firing events as presented in Volume 3 - Chapter 1.

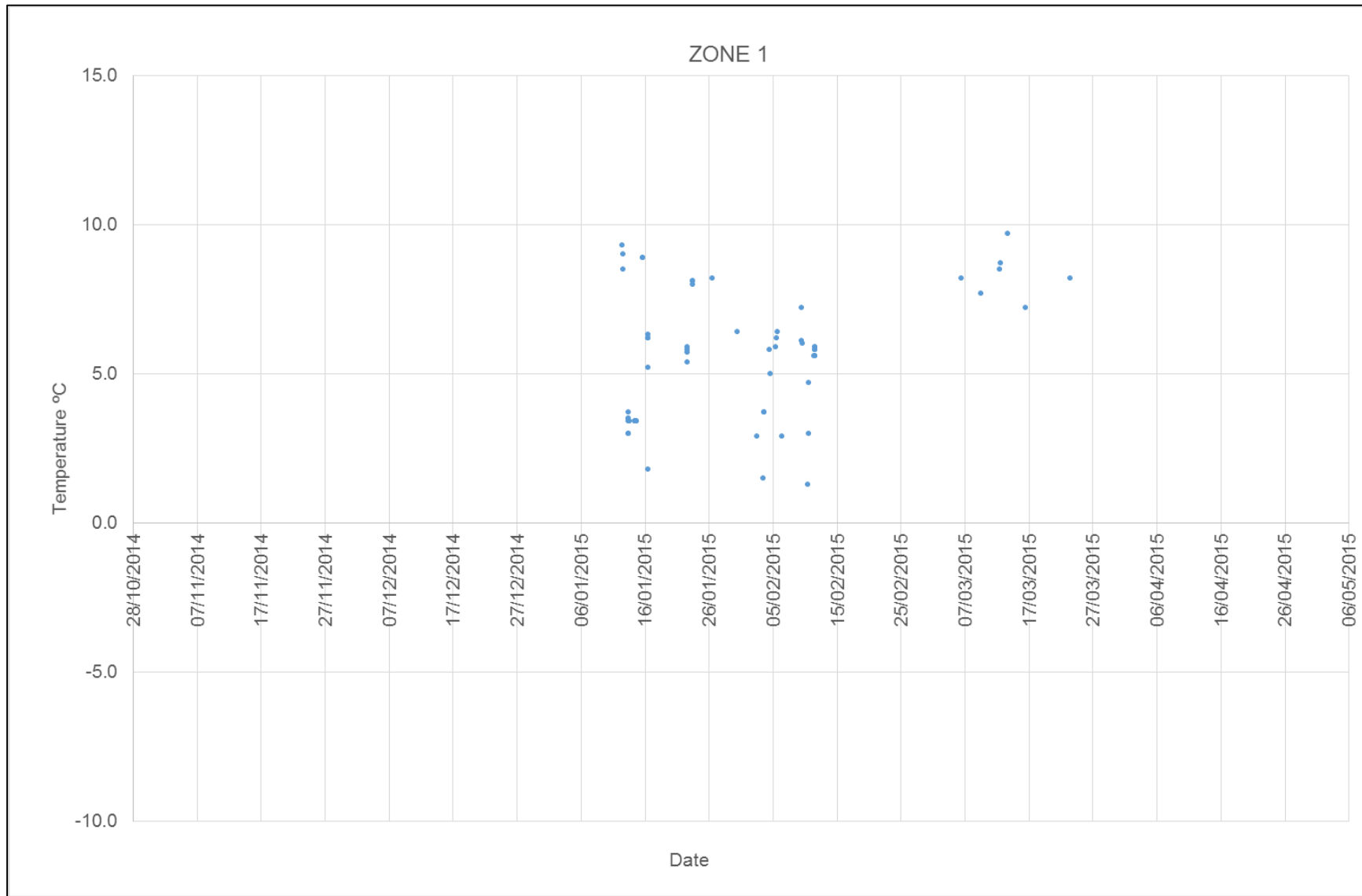


FIGURE 5.2: ZONE 1, SUMMARY OF MEASURED TEMPERATURE (°C) 3RD NOVEMBER – 3RD MAY 2015

Notes:

[1] Presentation of weather data captured during Range firing events as presented in Volume 3 - Chapter 1.

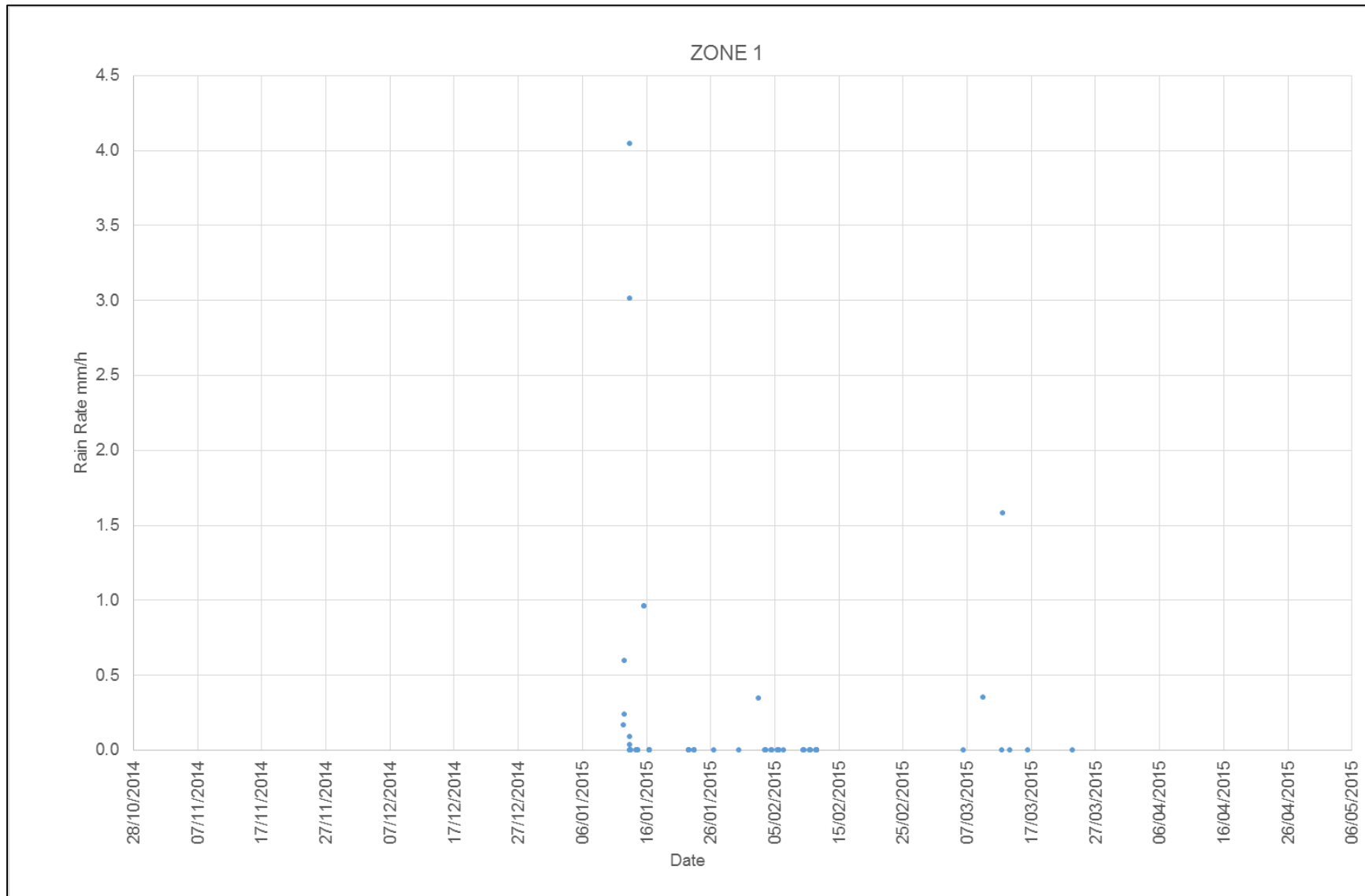


FIGURE 5.3: ZONE 1, SUMMARY OF MEASURED RAIN RATE (MM/HR) 3RD NOVEMBER – 3RD MAY 2015

Notes:

[1] Presentation of weather data captured during Range firing events as presented in Volume 3 - Chapter 1.

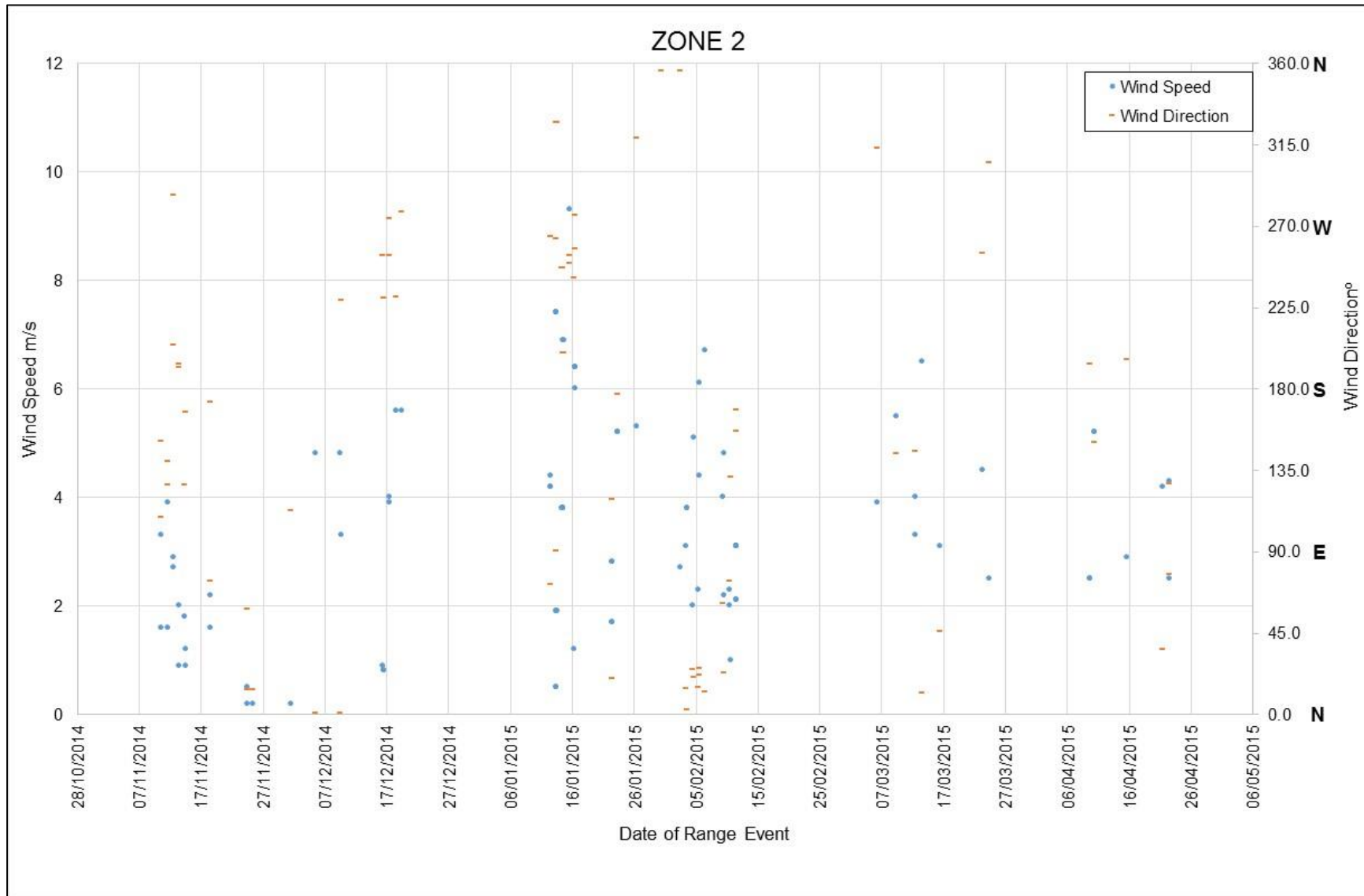


FIGURE 5.5: ZONE 2, SUMMARY OF MEASURED WIND SPEED (M/S) AND WIND DIRECTION 3RD NOVEMBER – 3RD MAY 2015

Notes:

[1] Presentation of weather data captured during Range firing events as presented in Volume 3 - Chapter 1.

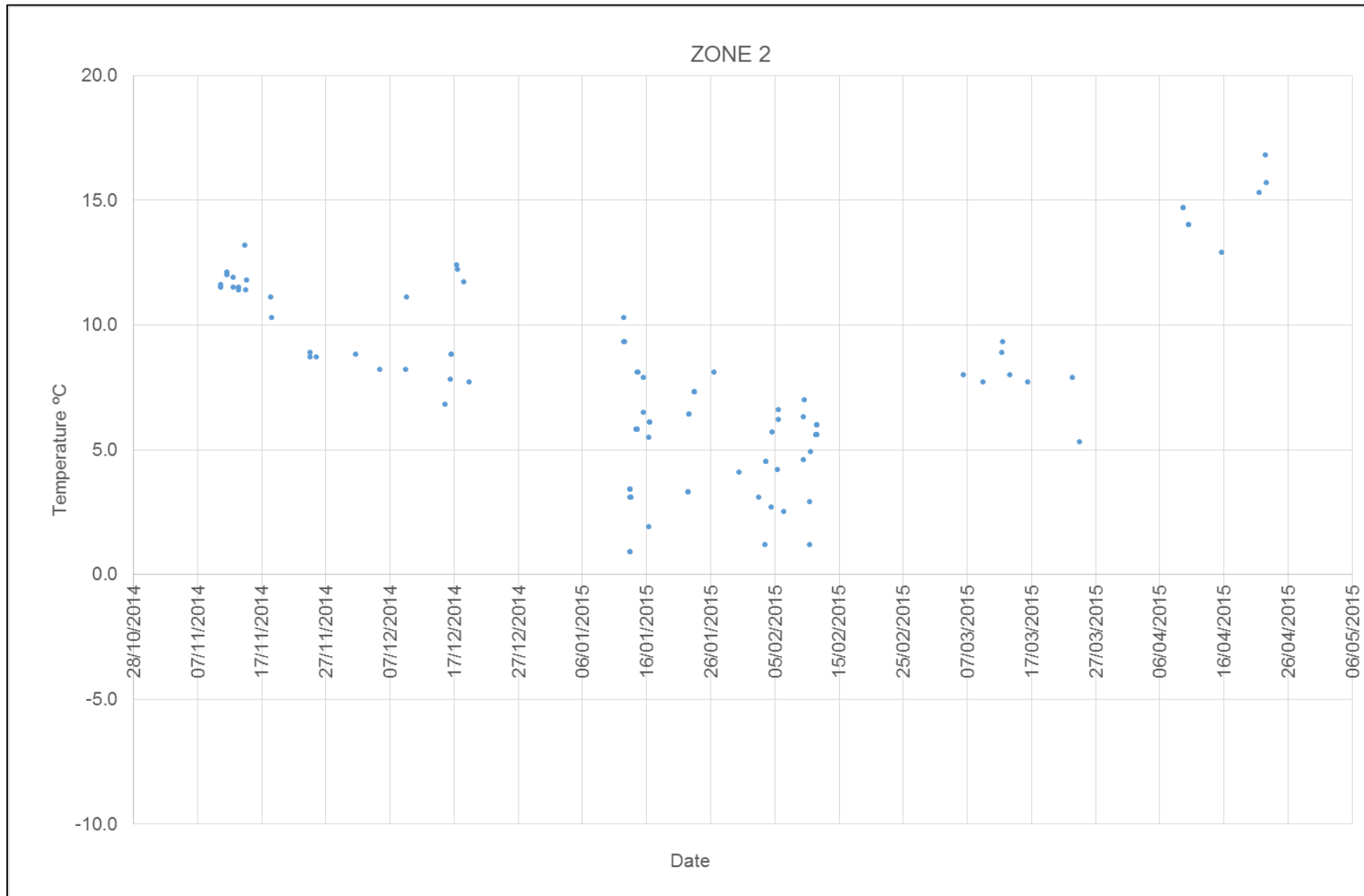


FIGURE 5.6: ZONE 2, SUMMARY OF MEASURED TEMPERATURE (°C) 3RD NOVEMBER – 3RD MAY 2015

Notes:

[1] Presentation of weather data captured during Range firing events as presented in Volume 3 - Chapter 1.

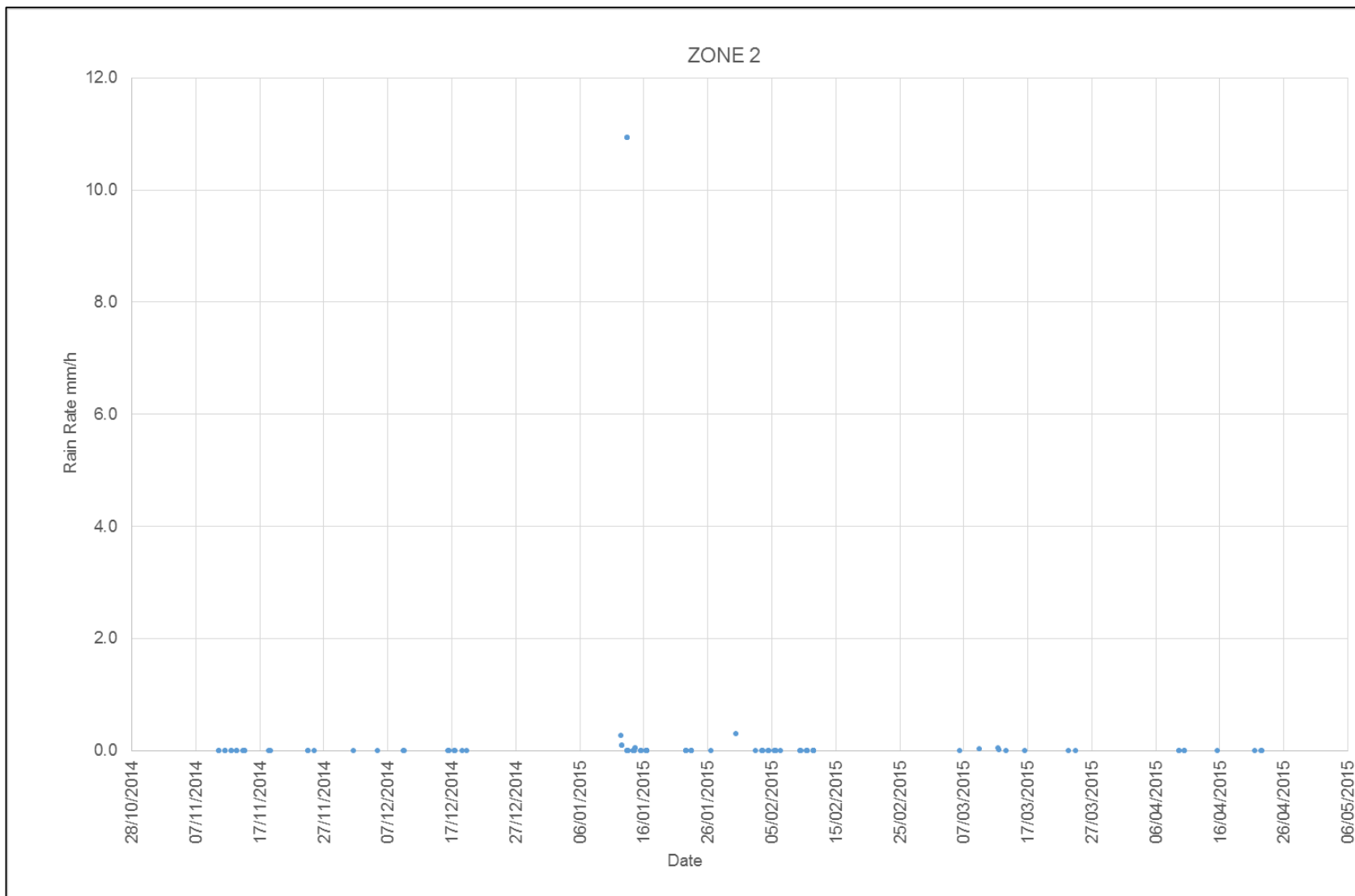


FIGURE 5.7: ZONE 2, SUMMARY OF MEASURED RAIN RATE (MM/HR) 3RD NOVEMBER – 3RD MAY 2015

Notes:

[1] Presentation of weather data captured during Range firing events as presented in Volume 3 - Chapter 1.

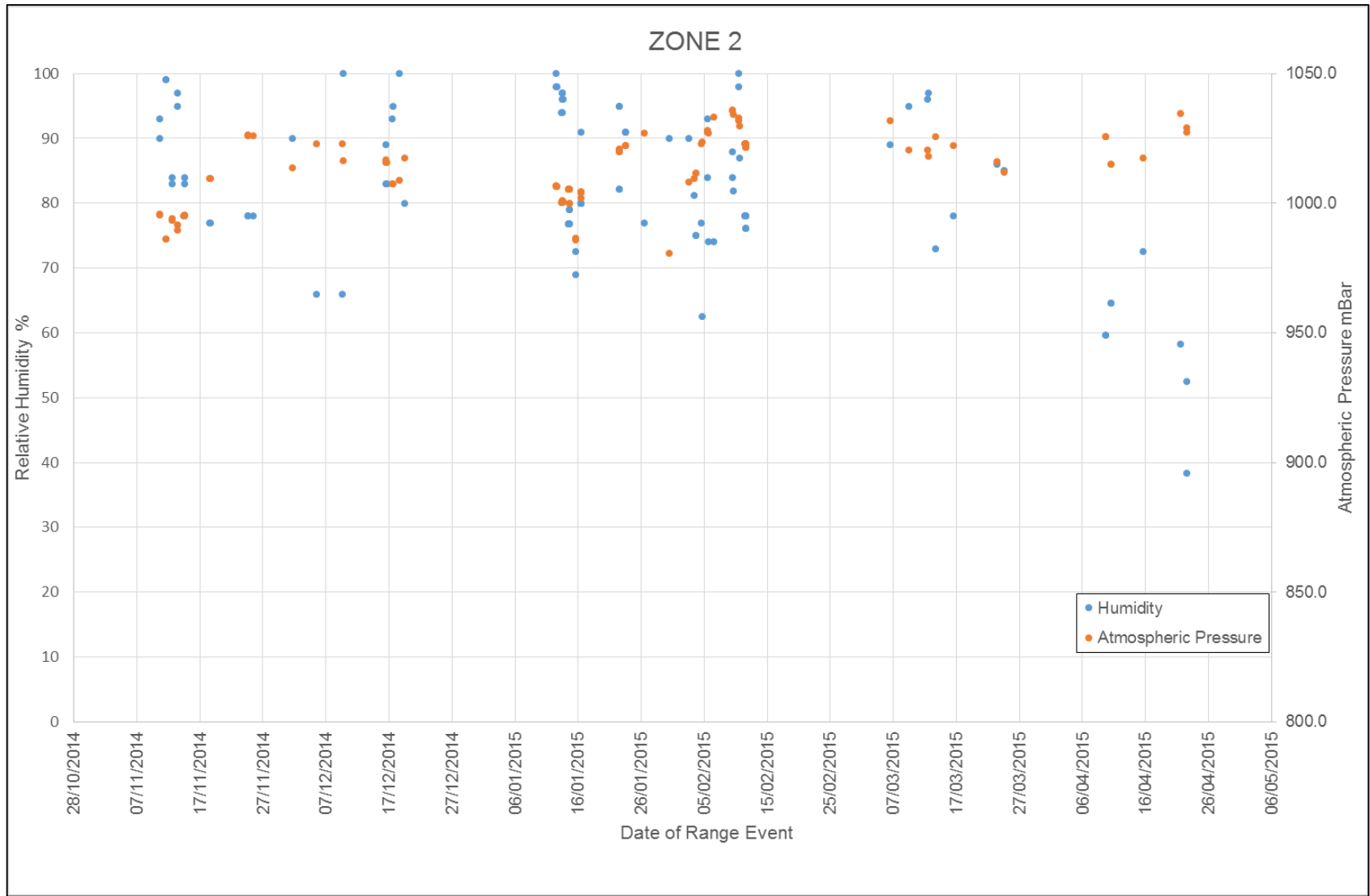


FIGURE 5.8: ZONE 2, SUMMARY OF MEASURED HUMIDITY (%) AND PRESSUE (mBAR) 3RD NOVEMBER – 3RD MAY 2015

Notes:

[1] Presentation of weather data captured during Range firing events as presented in Volume 3 - Chapter 1.

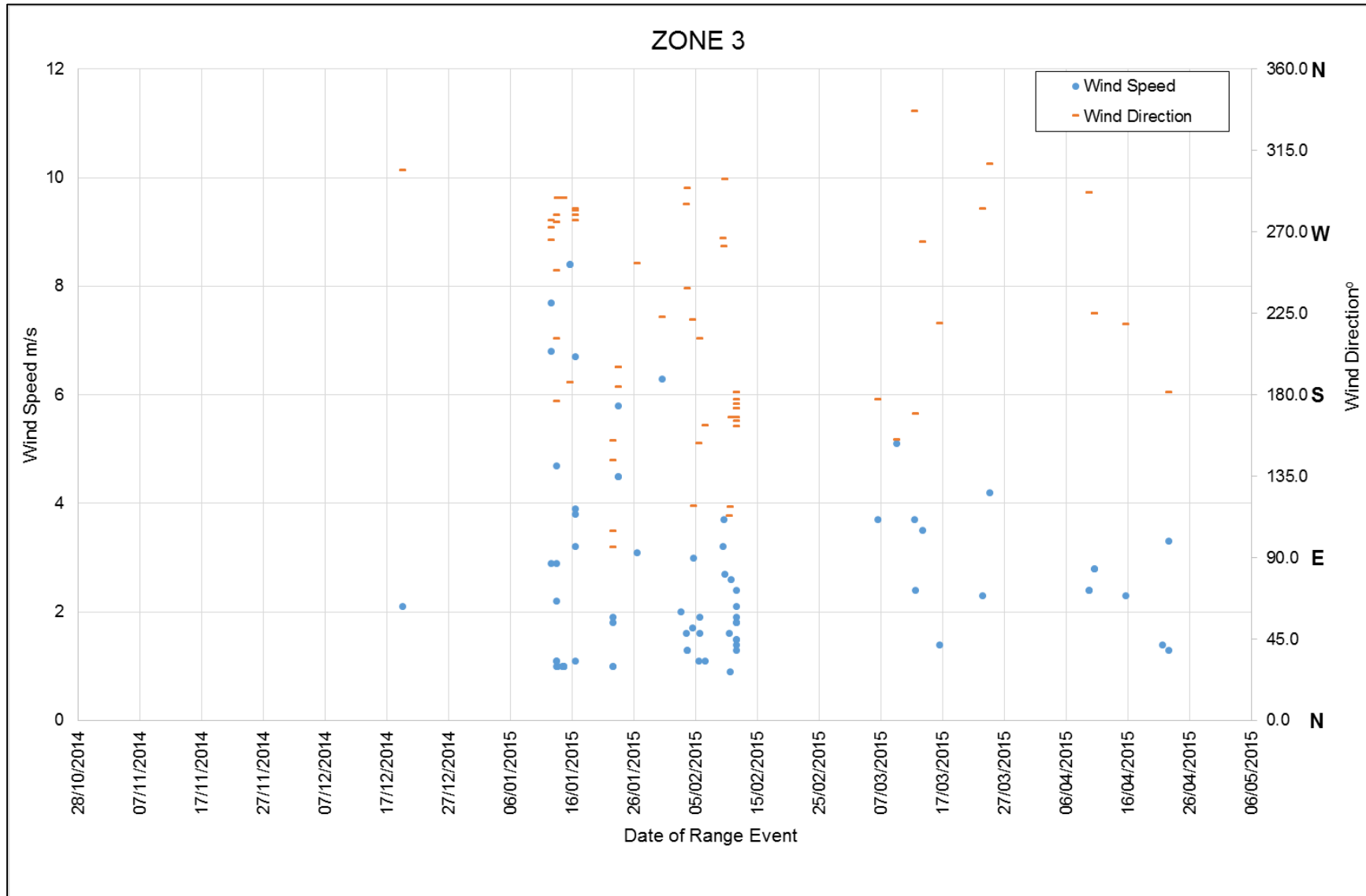


FIGURE 5.9: ZONE 3, SUMMARY OF MEASURED WIND SPEED (M/S) AND DIRECTION 3RD NOVEMBER – 3RD MAY 2015

Notes:

[1] Presentation of weather data captured during Range firing events as presented in Volume 3 - Chapter 1.

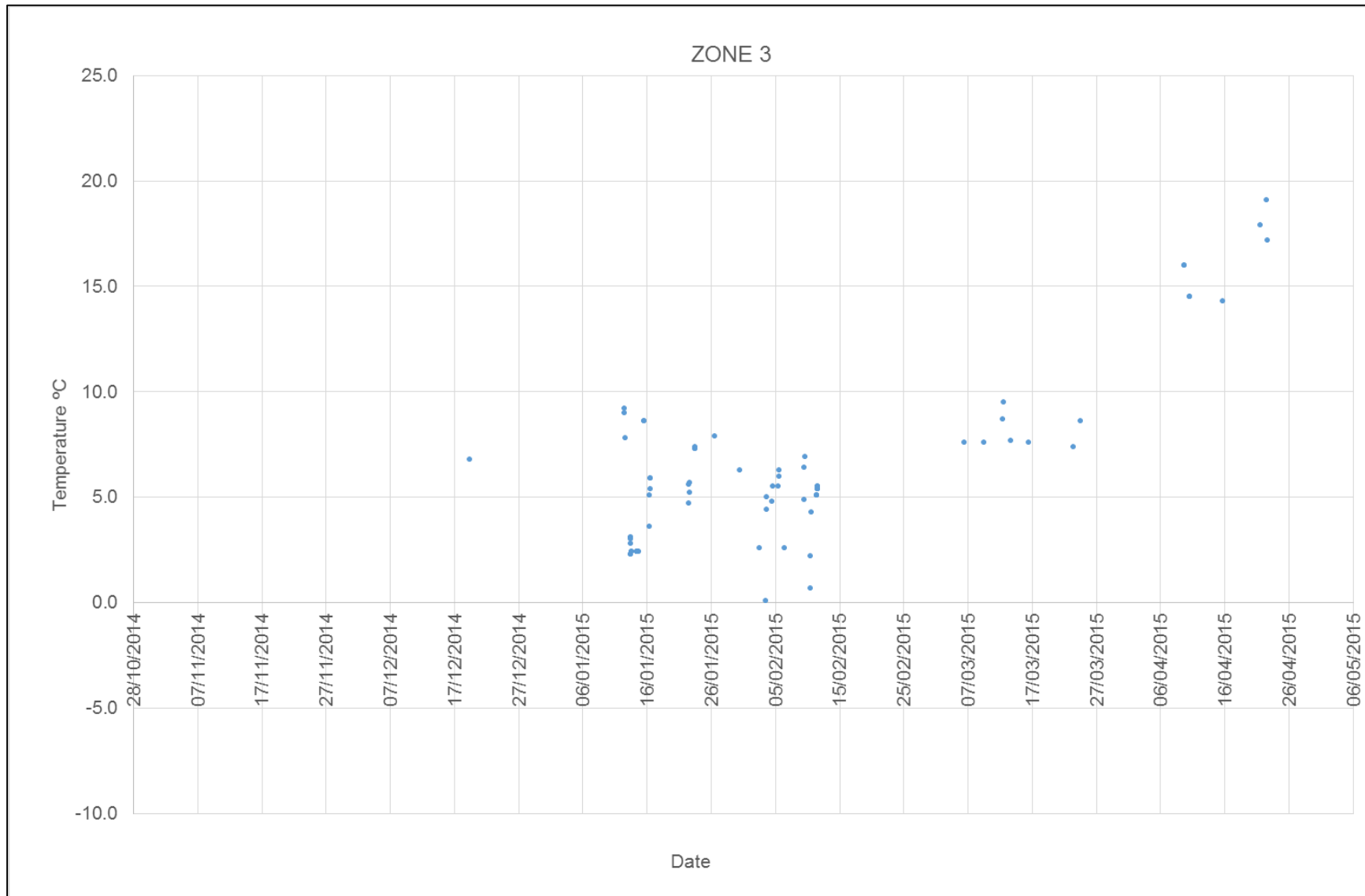


FIGURE 5.10: ZONE 3, SUMMARY OF MEASURED TEMPERATURE (°C) 3RD NOVEMBER – 3RD MAY 2015

Notes:

[1] Presentation of weather data captured during Range firing events as presented in Volume 3 - Chapter 1.

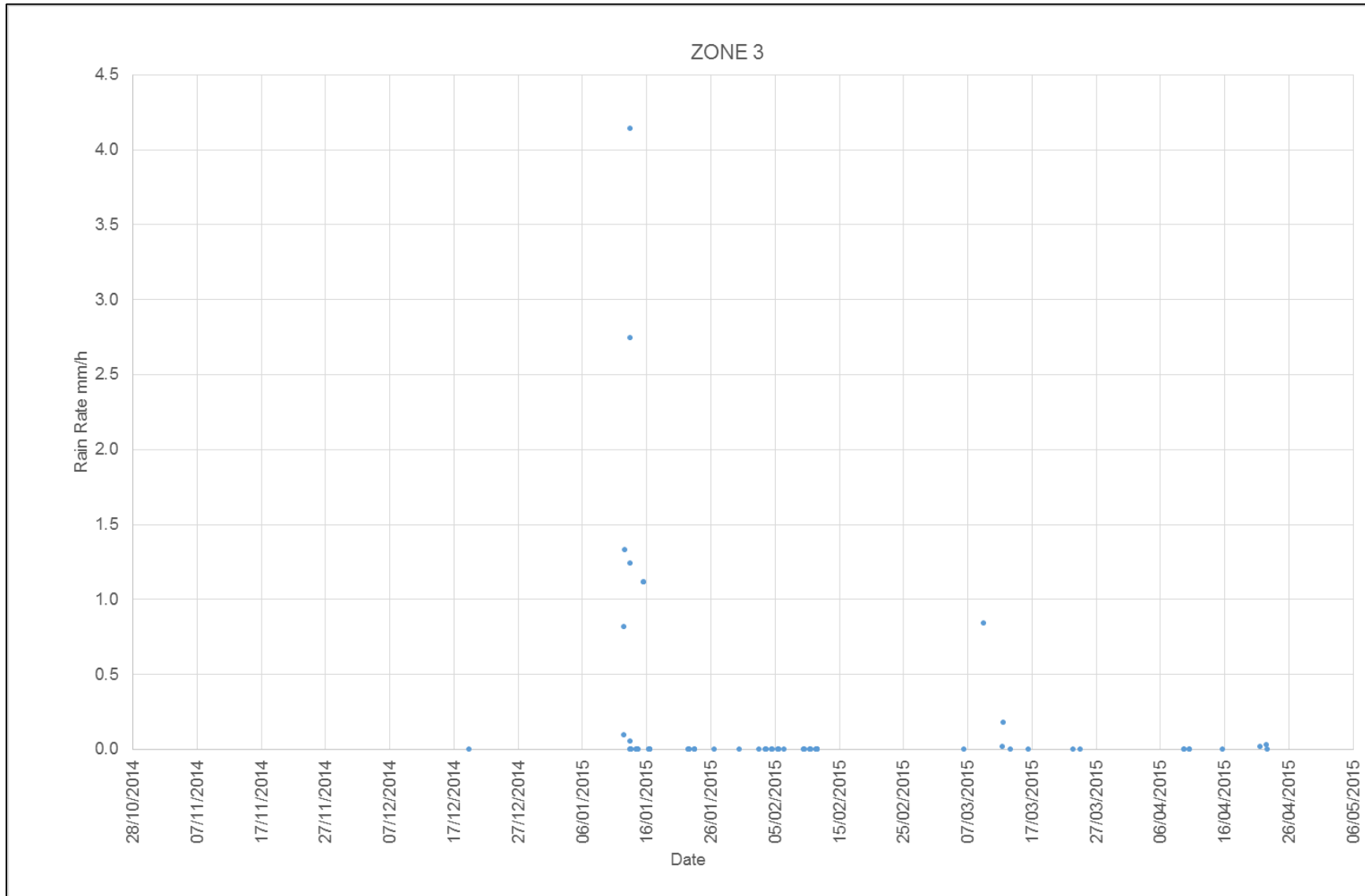


FIGURE 5.11: ZONE 3, SUMMARY OF MEASURED RAIN RATE (MM/HR) 3RD NOVEMBER – 3RD MAY 2015

Notes:

[1] Presentation of weather data captured during Range firing events as presented in Volume 3 - Chapter 1.

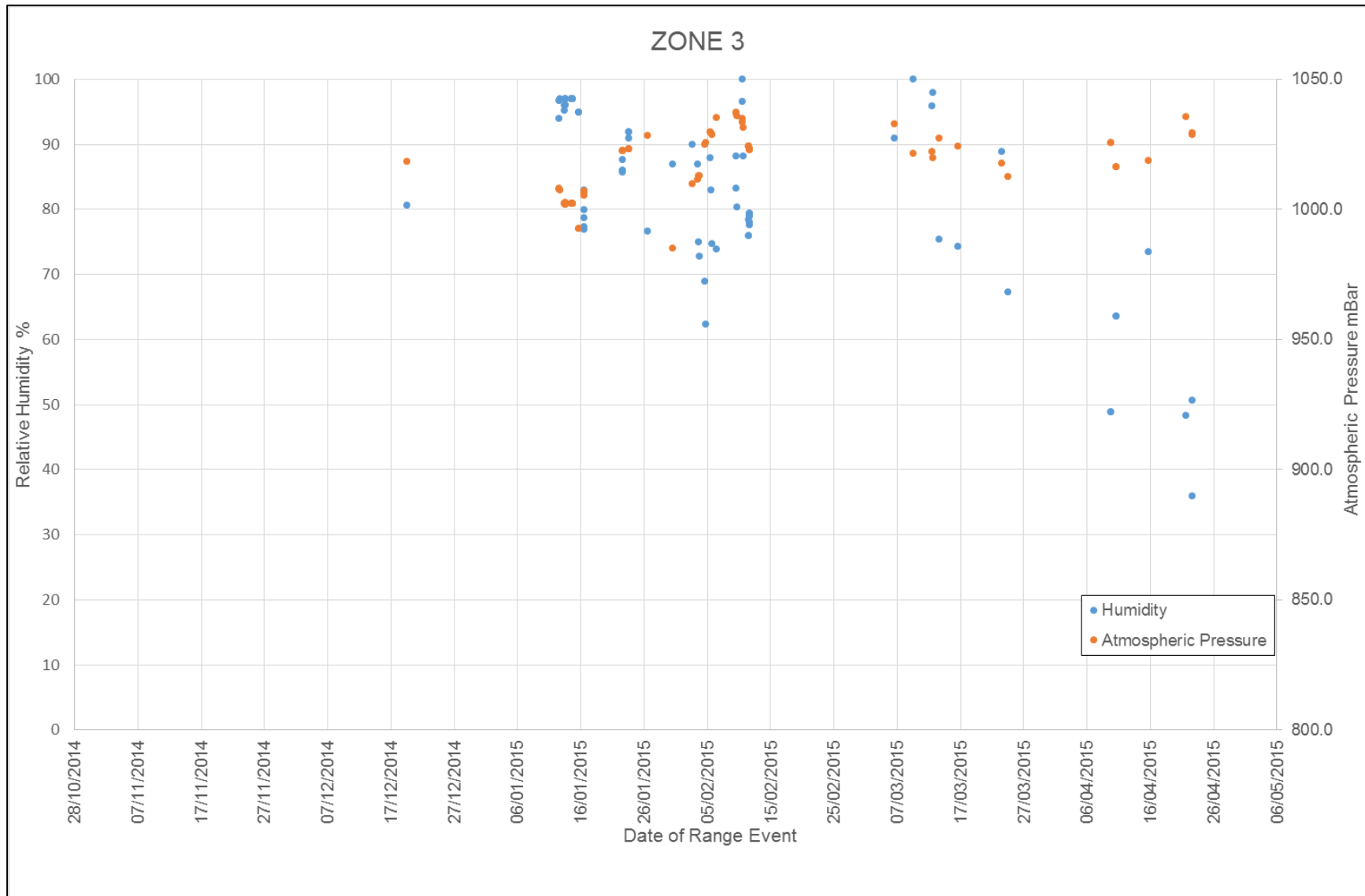


FIGURE 5.12: ZONE 3 SUMMARY OF MEASURED PRESSUE (MBar) AND PRESSUE (MBar) 3RD NOVEMBER – 3RD MAY 2015

Notes:

[1] Presentation of weather data captured during Range firing events as presented in Volume 3 - Chapter 1.

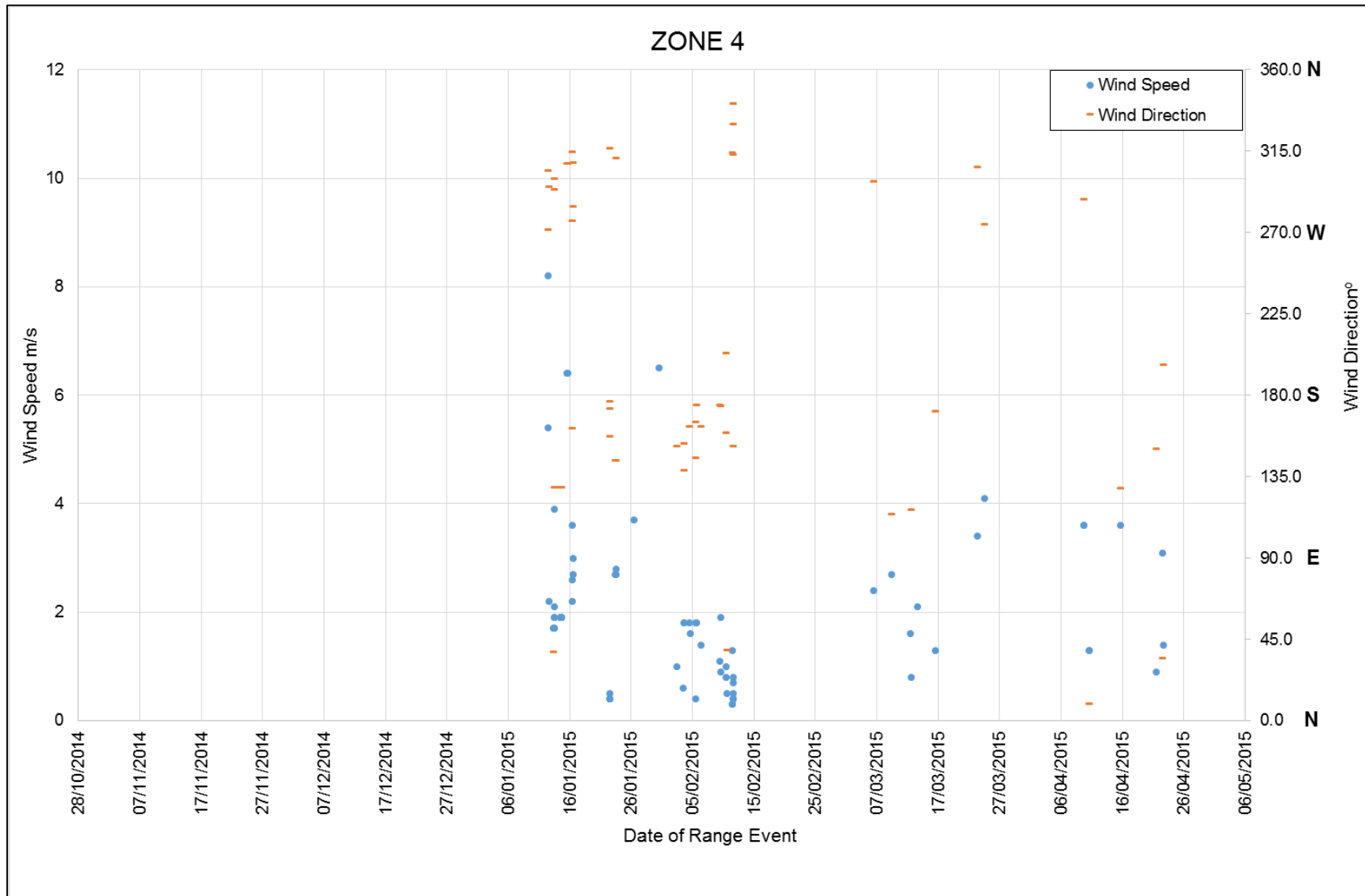


FIGURE 5.13: ZONE 4, SUMMARY OF MEASURED WIND SPEED (M/S) AND DIRECTION 3RD NOVEMBER – 3RD MAY 2015

Notes:

[1] Presentation of weather data captured during Range firing events as presented in Volume 3 - Chapter 1.

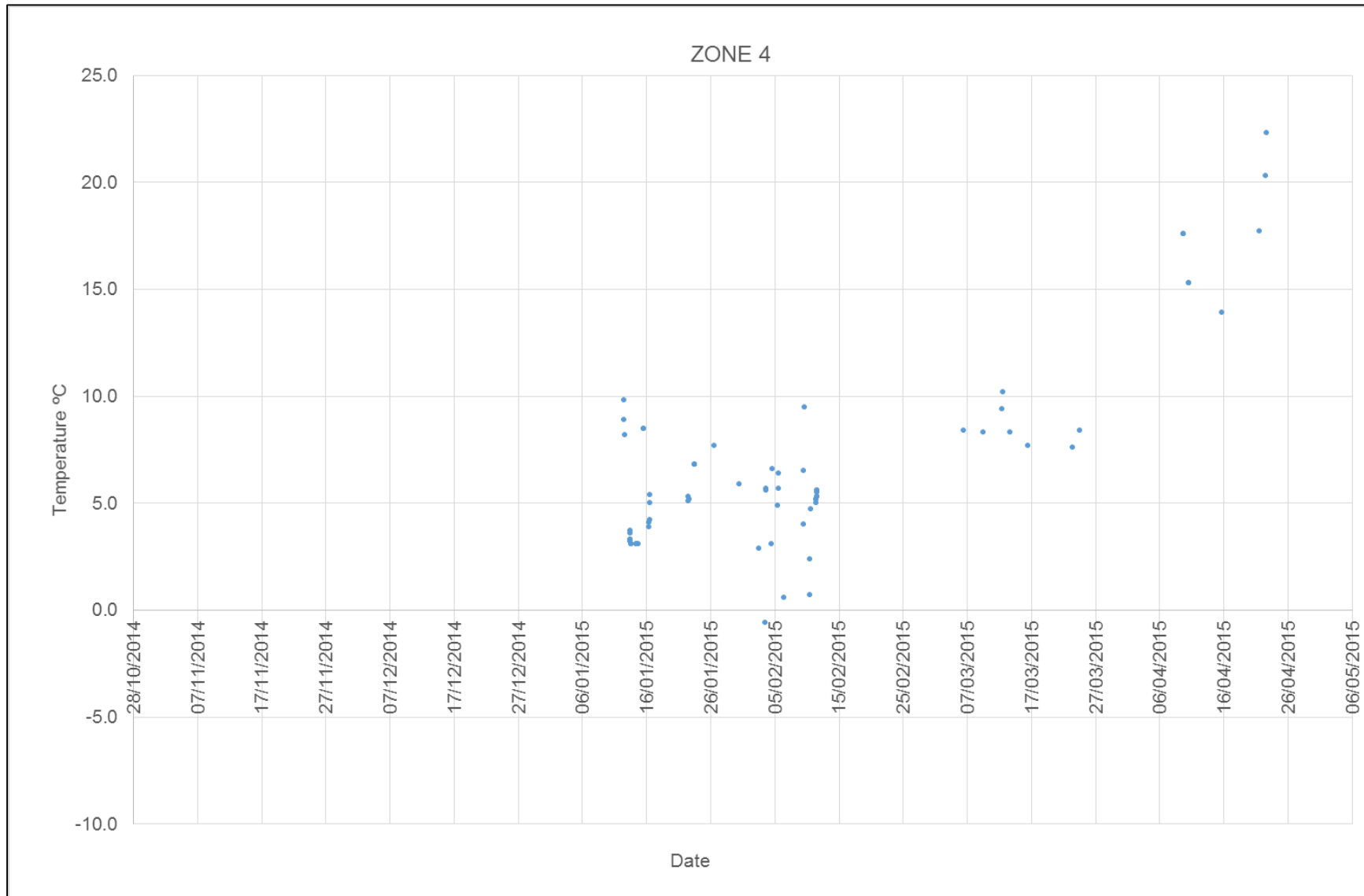


FIGURE 5.14: ZONE 4, SUMMARY OF MEASURED TEMPERATURE (°C) 3RD NOVEMBER – 3RD MAY 2015

Notes:

[1] Presentation of weather data captured during Range firing events as presented in Volume 3 - Chapter 1.

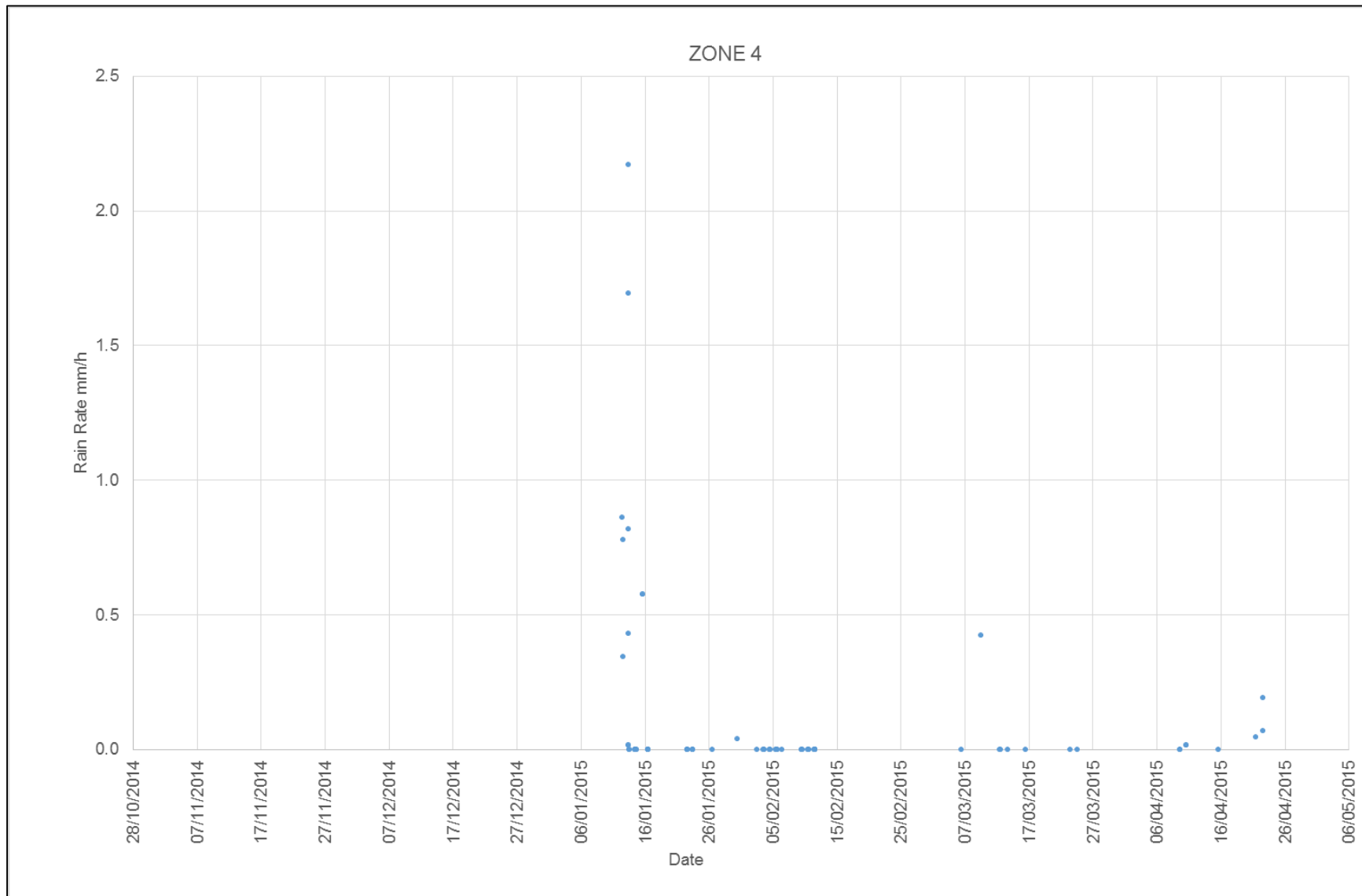


FIGURE 5.15: ZONE 4, SUMMARY OF MEASURED RAIN RATE (MM/HR) 3RD NOVEMBER – 3RD MAY 2015

Notes:

[1] Presentation of weather data captured during Range firing events as presented in Volume 3 - Chapter 1.

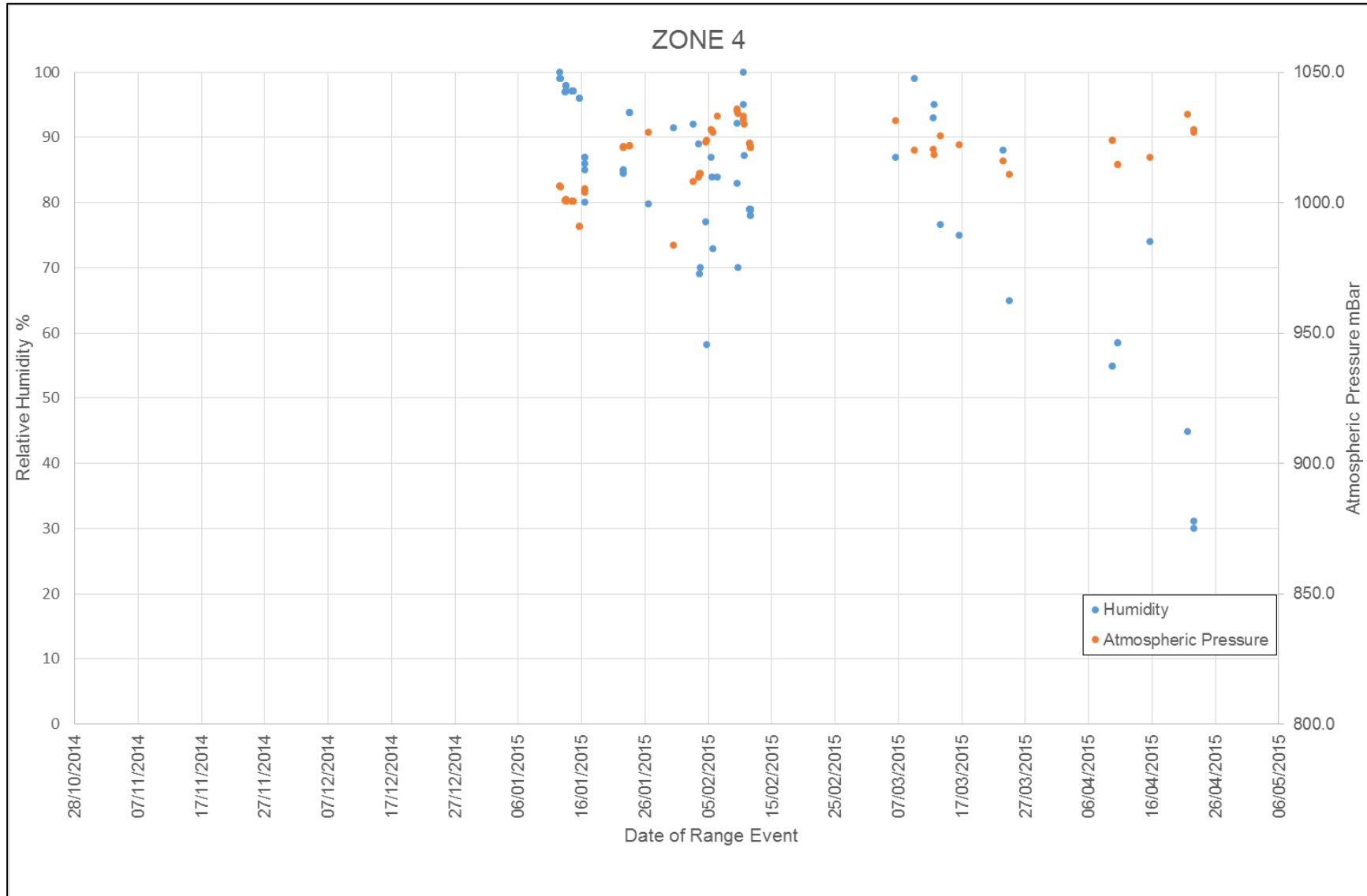


FIGURE 5.16: ZONE 4, SUMMARY OF MEASURED HUMIDITY (%) AND PRESSUE (mBAR) 3RD NOVEMBER – 3RD MAY 2015

Notes:

[1] Presentation of weather data captured during Range firing events as presented in Volume 3 - Chapter 1.

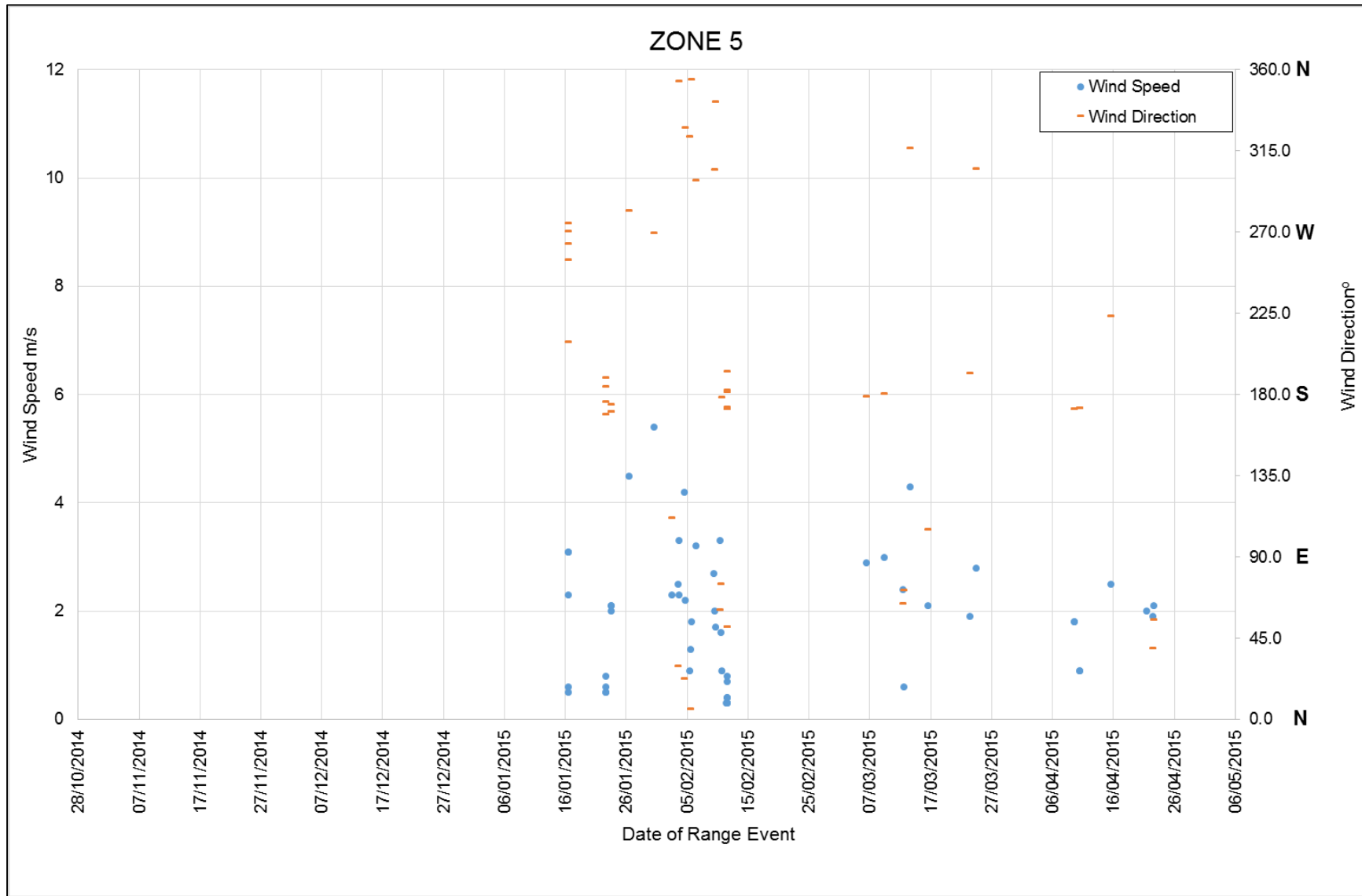


FIGURE 5.17: ZONE 5, SUMMARY OF MEASURED WIND SPEED (M/S) AND DIRECTION 3RD NOVEMBER – 3RD MAY 2015

Notes:

[1] Presentation of weather data captured during Range firing events as presented in Volume 3 - Chapter 1.

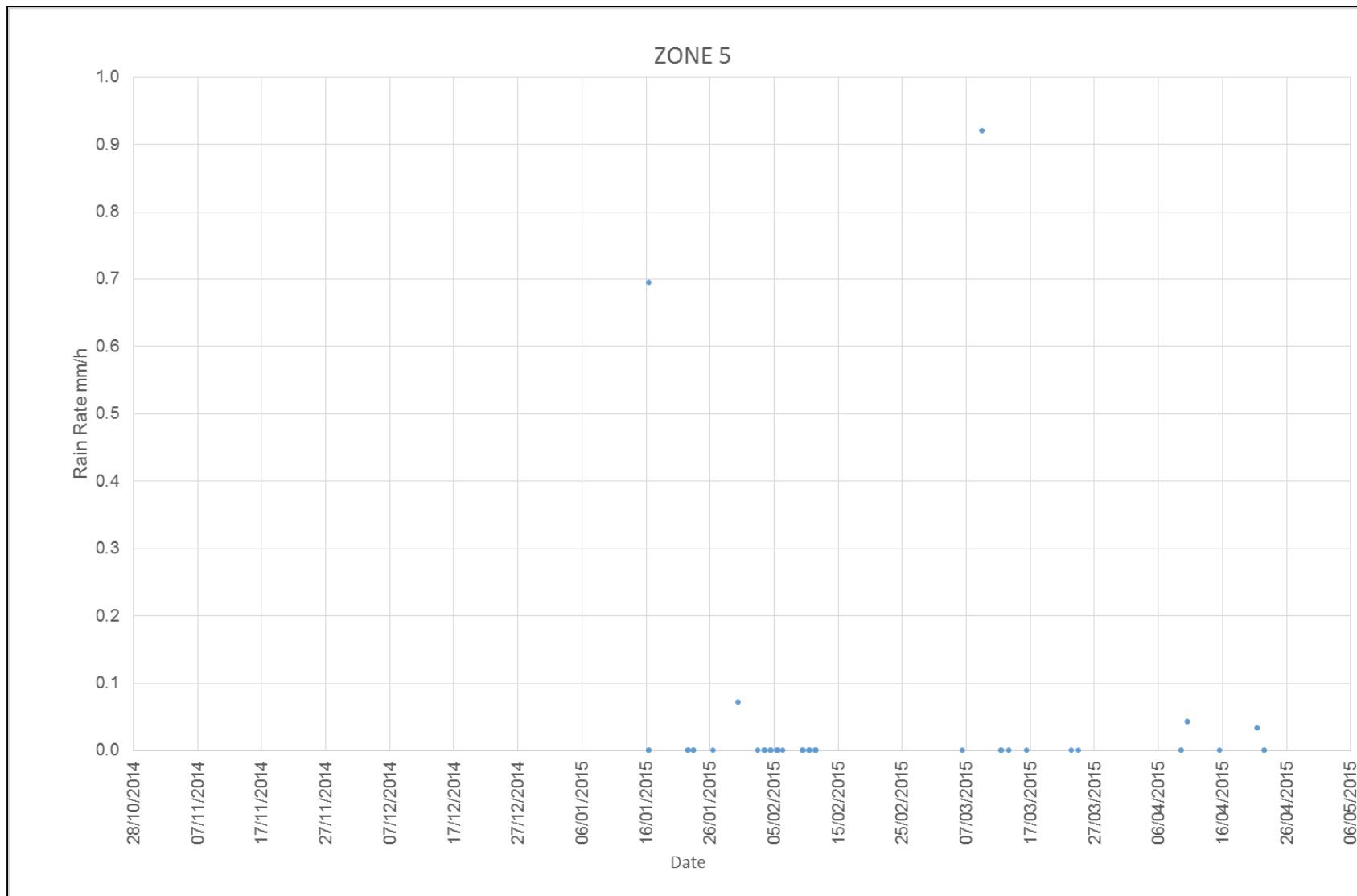


FIGURE 5.19: ZONE 5, SUMMARY OF MEASURED RAIN RATE (MM/HR) 3RD NOVEMBER – 3RD MAY 2015

Notes:

[1] Presentation of weather data captured during Range firing events as presented in Volume 3 - Chapter 1.

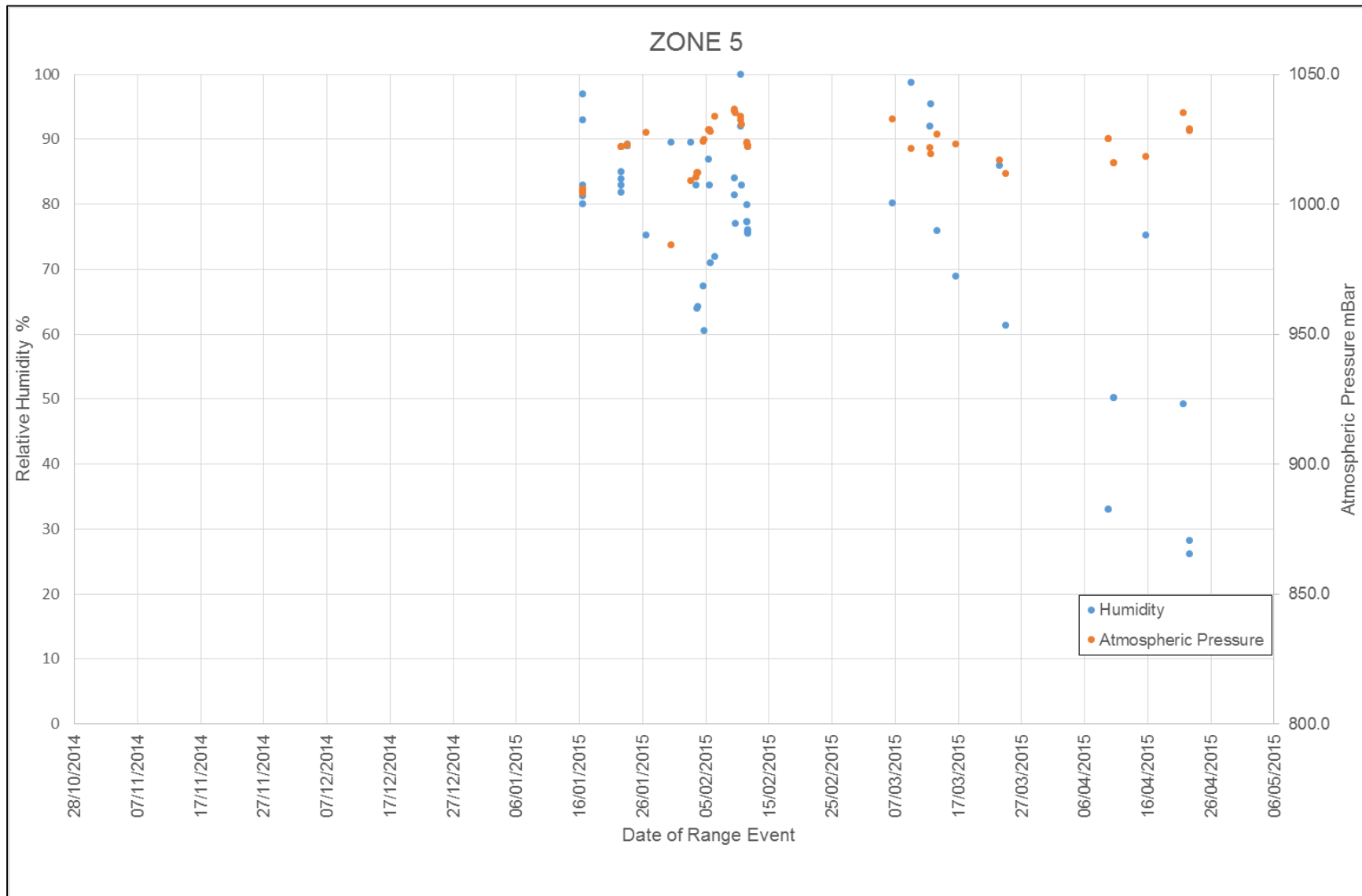


FIGURE 5.20: ZONE 5, SUMMARY OF MEASURED HUMIDITY (%) AND PRESSUE (mBAR) 3RD NOVEMBER – 3RD MAY 2015

Notes:

[1] Presentation of weather data captured during Range firing events as presented in Volume 3 - Chapter 1.